

2018 - 2020 International® MV Series Interactive Schematics

Navistar, Inc.

2701 Navistar Drive, Lisle, 60532 USA

BCM (Body Control Module)

BCM (Body Control Module) Design1

B6.7 - CAN Layout

B6.7 - CAN Layout Design9

L9 - CAN Layout

L9 - CAN Layout Design14

B6.7 - Engine (Control) [Cummins Euro]

B6.7 - Engine (Control) [Cummins Euro] Design20

L9 - Engine (Control) [Cummins Euro]

L9 - Engine (Control) [Cummins Euro] Design23

B6.7 - Auxiliary Gauges (Secondary)

B6.7 - Auxiliary Gauges (Secondary) Design26

B6.7 - Auxiliary Gauges (Primary)

B6.7 - Auxiliary Gauges (Primary) Design27

B6.7 - Instrument Cluster - Bulb Check

B6.7 - Instrument Cluster - Bulb Check Design28

Instrument Cluster (Premium)

Instrument Cluster (Premium) Design29

Instrument Cluster - Request and Status

Instrument Cluster - Request and Status Design31

ABS Splice Packs - 1410

ABS Splice Packs - 1410 Design32

Ground Splice Packs

Ground Splice Packs Design33

Ground Splice Packs - 1022 & 1023

Ground Splice Packs - 1022 & 1023 Design34

Ground Splice Packs - 1027

Ground Splice Packs - 1027 Design35

IP ZVR - 1620

IP ZVR - 1620 Design36

Panel Dimmer Splice Packs - 1021

Panel Dimmer Splice Packs - 1021 Design37

B6.7 - Engine Ground Distribution - 6704

B6.7 - Engine Ground Distribution - 6704 Design38

L9 - Engine Ground Distribution - 6704

L9 - Engine Ground Distribution - 6704 Design39

B6.7 - ZVR Splice Packs - 6747

B6.7 - ZVR Splice Packs - 6747 Design40

L9 - ZVR Splice Packs - 6747

L9 - ZVR Splice Packs - 6747 Design41

IP Light Splice Packs - 1625/1623/400

IP Light Splice Packs - 1625/1623/400 Design 42

B6.7 - Center Chassis Ground Splice Packs - 8809/8807/8805/8802

B6.7 - Center Chassis Ground Splice Packs - 8809/8807/8805/8802 Design . . . 43

B6.7 - Forward Chassis Ground Splice Packs - 8800

B6.7 - Forward Chassis Ground Splice Packs - 8800 Design 44

L9 - Center Chassis Ground Splice Packs - 8802/8805/8807/8809

L9 - Center Chassis Ground Splice Packs - 8802/8805/8807/8809 Design 45

L9 - Forward Chassis Ground Splice Packs - 8800

L9 - Forward Chassis Ground Splice Packs - 8800 Design 46

Lighting Control Module

Lighting Control Module Design 47

Chassis PDM

Chassis PDM Design 49

B6.7 - Aftertreatment PDM

B6.7 - Aftertreatment PDM Design 50

L9 - Aftertreatment PDM

L9 - Aftertreatment PDM Design 51

B6.7 - Grid Management (CA2) Day Cab

B6.7 - Grid Management (CA2) Day Cab Design 52

L9 - Grid Management (CA2) Day Cab

L9 - Grid Management (CA2) Day Cab Design 53

Battery Feed

Battery Feed Design 54

Key Switch Accessory

Key Switch Accessory Design 55

Key Switch Ignition

Key Switch Ignition Design 56

B6.7 - Forward Chassis Power

B6.7 - Forward Chassis Power Design 57

B6.7 - Underhood PDM

B6.7 - Underhood PDM Design 58

L9 - Forward Chassis Power

L9 - Forward Chassis Power Design 59

L9 - Underhood PDM

L9 - Underhood PDM Design 60

Banana Plugs Receptacle

Banana Plugs Receptacle Design 61

B6.7 - Drain Valve Heater

B6.7 - Drain Valve Heater Design 62

B6.7 - Theft Deterrent (Without additional relay)

B6.7 - Theft Deterrent (Without additional relay) Design 64

CB Radio Power Only

CB Radio Power Only Design 65

CB Radio Power Only (Single Antenna)

CB Radio Power Only (Single Antenna) Design 66

L9 - Drain Valve Heater

L9 - Drain Valve Heater Design 67

L9 - Theft Deterrent (Without additional relay)

L9 - Theft Deterrent (Without additional relay) Design 71

Real Time Clock

Real Time Clock Design 72

Remote Keyless Access

Remote Keyless Access Design 73

2-Way Radio

2-Way Radio Design 74

Radio

Radio Design 76

Radio w/Bluetooth

Radio w/Bluetooth Design 77

Radio w/Bluetooth without Steering Wheel Pod

Radio w/Bluetooth without Steering Wheel Pod Design 79

Radio w/Steering Wheel Pod

Radio w/Steering Wheel Pod Design 80

Speakers:Four Speakers Daycab BT n/QC

Speakers:Four Speakers Daycab BT n/QC Design 82

Speakers:Four Speakers Daycab n/BT n/QC

Speakers:Four Speakers Daycab n/BT n/QC Design 83

Speakers:Two Speakers Daycab BT n/QC

Speakers:Two Speakers Daycab BT n/QC Design 84

Speakers:Two Speakers Daycab n/BT n/QC

Speakers:Two Speakers Daycab n/BT n/QC Design 85

B6.7 - Auxiliary Power (40A) HSD

B6.7 - Auxiliary Power (40A) HSD Design 86

Cigar Lighter

Cigar Lighter Design 87

Cigar Lighter Aux APO

Cigar Lighter Aux APO Design 88

L9 - Auxiliary Power (40A) HSD

L9 - Auxiliary Power (40A) HSD Design 91

Standard APO

Standard APO Design 92

Standard APO and Aux APO

Standard APO and Aux APO Design 93

Cruise Control (W/ One Telltale 10 Pin)

Cruise Control (W/ One Telltale 10 Pin) Design 96

Cruise Control (W/ One Telltale 4 Pin)

Cruise Control (W/ One Telltale 4 Pin) Design 98

Vehicle Speed Control (Cruise Control) 10 Pin

Vehicle Speed Control (Cruise Control) 10 Pin Design 100

Vehicle Speed Control (Cruise Control) 4 Pin

Vehicle Speed Control (Cruise Control) 4 Pin Design 101

B6.7 - City Horn (W/ 4PIN CLK & P. Brake)

B6.7 - City Horn (W/ 4PIN CLK & P. Brake) Design 102

B6.7 - City Horn (W/ 4PIN CLK)

B6.7 - City Horn (W/ 4PIN CLK) Design 104

L9 - City Horn (W/ 10PIN CLK & P. Brake)

L9 - City Horn (W/ 10PIN CLK & P. Brake) Design 106

L9 - City Horn (W/ 10PIN CLK)

L9 - City Horn (W/ 10PIN CLK) Design 107

L9 - City Horn (W/ 4PIN CLK & P. Brake)

L9 - City Horn (W/ 4PIN CLK & P. Brake) Design 108

L9 - City Horn (W/ 4PIN CLK)

L9 - City Horn (W/ 4PIN CLK) Design 110

Door Ajar Reminder (Entry/Exit)

Door Ajar Reminder (Entry/Exit) Design 112

Door Ajar Reminder(Entry /Exit):4 Door

Door Ajar Reminder(Entry /Exit):4 Door Design 113

Power Door Locks

Power Door Locks Design 114

Power Door Locks Crew Cab

Power Door Locks Crew Cab Design 115

Mirrors (Heated)

Mirrors (Heated) Design 116

Mirrors (Heat) [Switch Pack Actuated Relay Driven]

Mirrors (Heat) [Switch Pack Actuated Relay Driven] Design 117

Mirrors (Power) Control Switch Actuated

Mirrors (Power) Control Switch Actuated Design 118

Mirrors (Power) Door Pod Actuated

Mirrors (Power) Door Pod Actuated Design120

Power Windows

Power Windows Design 121

Power Windows 4-Door N/W RKE

Power Windows 4-Door N/W RKE Design122

Power Windows 4-Door W/RKE

Power Windows 4-Door W/RKE Design123

**B6.7 - Selective Catalytic Reduction (SCR) - (Euro 4/
Euro 5)**

B6.7 - Selective Catalytic Reduction (SCR) - (Euro 4/ Euro 5) Design 124

**L9 - Selective Catalytic Reduction (SCR) - (Euro 4/
Euro 5)**

L9 - Selective Catalytic Reduction (SCR) - (Euro 4/ Euro 5) Design 125

B6.7 - DPF - Regen Switch Only

B6.7 - DPF - Regen Switch Only Design 126

B6.7 - Back-Up Alarm (Automatic) W/O Tailboard

B6.7 - Back-Up Alarm (Automatic) W/O Tailboard Design127

B6.7 - Back-Up Alarm (Automatic) W/ Tailboard

B6.7 - Back-Up Alarm (Automatic) W/ Tailboard Design128

B6.7 - Back-Up Alarm (Manual) W/O Tailboard

B6.7 - Back-Up Alarm (Manual) W/O Tailboard Design129

B6.7 - Back-Up Alarm (Manual) W/ Tailboard

B6.7 - Back-Up Alarm (Manual) W/ Tailboard Design 130

L9 - Back-Up Alarm (Automatic) W/O Tailboard

L9 - Back-Up Alarm (Automatic) W/O Tailboard Design 131

L9 - Back-Up Alarm (Automatic) W/ Tailboard

L9 - Back-Up Alarm (Automatic) W/ Tailboard Design132

L9 - Back-Up Alarm (Manual) W/O Tailboard

L9 - Back-Up Alarm (Manual) W/O Tailboard Design133

L9 - Back-Up Alarm (Manual) W/ Tailboard

L9 - Back-Up Alarm (Manual) W/ Tailboard Design 134

B6.7 - RIGHTSIDE AIR DRYER

B6.7 - RIGHTSIDE AIR DRYER Design135

L9 - RIGHTSIDE AIR DRYER

L9 - RIGHTSIDE AIR DRYER Design 136

Multiplexed Switch Pack (Primary Switch)

Multiplexed Switch Pack (Primary Switch) Design 143

B6.7 - Auxiliary Air Solenoids (1 Normally Closed)

B6.7 - Auxiliary Air Solenoids (1 Normally Closed) Design 144

B6.7 - Auxillary Air Solenoids Normally Open

B6.7 - Auxillary Air Solenoids Normally Open Design 145

L9 - Auxiliary Air Solenoids (1 Normally Closed)

L9 - Auxiliary Air Solenoids (1 Normally Closed) Design 146

L9 - Auxiliary Air Solenoids (2 Normally Closed)

L9 - Auxiliary Air Solenoids (2 Normally Closed) Design 147

L9 - Auxiliary Air Solenoids (3 Normally Closed)

L9 - Auxiliary Air Solenoids (3 Normally Closed) Design 150

B6.7 - I/O Expansion

B6.7 - I/O Expansion Design 151

L9 - I/O Expansion

L9 - I/O Expansion Design 152

L9 - Power Lift Gate

L9 - Power Lift Gate Design 153

B6.7 - DLB - Remote Power Modules (1 RPM n/ Switch Packs)

B6.7 - DLB - Remote Power Modules (1 RPM n/ Switch Packs) Design 154

B6.7 - DLB - Remote Power Modules (1 RPM w/ Switch Packs)

B6.7 - DLB - Remote Power Modules (1 RPM w/ Switch Packs) Design 156

B6.7 - DLB - Remote Power Modules (2 RPM n/ Switch Pack)

B6.7 - DLB - Remote Power Modules (2 RPM n/ Switch Pack) Design 158

B6.7 - DLB - Remote Power Modules (2 RPM w/ Switch Packs)

B6.7 - DLB - Remote Power Modules (2 RPM w/ Switch Packs) Design 159

L9 - DLB - Remote Power Modules (1 RPM n/ Switch Packs)

L9 - DLB - Remote Power Modules (1 RPM n/ Switch Packs) Design 160

L9 - DLB - Remote Power Modules (1 RPM w/ Switch Packs)

L9 - DLB - Remote Power Modules (1 RPM w/ Switch Packs) Design 161

L9 - DLB - Remote Power Modules (2 RPM n/ Switch Pack)

L9 - DLB - Remote Power Modules (2 RPM n/ Switch Pack) Design 162

L9 - DLB - Remote Power Modules (2 RPM w/ Switch Packs)

L9 - DLB - Remote Power Modules (2 RPM w/ Switch Packs) Design 163

L9 - Remote Start/Stop

L9 - Remote Start/Stop Design 164

L9 - Remote Start/Stop w/ Emergency Pump

L9 - Remote Start/Stop w/ Emergency Pump Design 165

B6.7 - Adjustable Engine Speed Control (PTO) 10-pin

B6.7 - Adjustable Engine Speed Control (PTO) 10-pin Design166

B6.7 - Adjustable Engine Speed Control (PTO) 4-pin

B6.7 - Adjustable Engine Speed Control (PTO) 4-pin Design168

B6.7 - PTO (Fuel and Hours)

B6.7 - PTO (Fuel and Hours) Design 169

B6.7 - Transmission Power Take Off (Auto Trans Single PTO w/21 Parameters)

B6.7 - Transmission Power Take Off (Auto Trans Single PTO w/21 Parameters) Design170

B6.7 - Transmission Power Take Off (Manual Trans Single PTO w/ 21 Parameters)

B6.7 - Transmission Power Take Off (Manual Trans Single PTO w/ 21 Parameters) Design 171

B6.7 - Transmission Power Take Off (Single Input configurable pull up or pull down)

B6.7 - Transmission Power Take Off (Single Input configurable pull up or pull down) Design172

B6.7 - Transmission Power Take Off (Single PTO W/ RPM and Manual Trans)

B6.7 - Transmission Power Take Off (Single PTO W/ RPM and Manual Trans) Design173

L9 - Adjustable Engine Speed Control (PTO) 10-pin

L9 - Adjustable Engine Speed Control (PTO) 10-pin Design174

L9 - Adjustable Engine Speed Control (PTO) 4-pin

L9 - Adjustable Engine Speed Control (PTO) 4-pin Design176

L9 - PTO (Fuel and Hours)

L9 - PTO (Fuel and Hours) Design 177

L9 - Transmission Power Take Off (Auto Trans Single PTO w/21 Parameters)

L9 - Transmission Power Take Off (Auto Trans Single PTO w/21 Parameters) Design178

L9 - Transmission Power Take Off (Auto Trans with Lectradrive)

L9 - Transmission Power Take Off (Auto Trans with Lectradrive) Design179

L9 - Transmission Power Take Off (Lectrashift PTO with Manual Trans)

L9 - Transmission Power Take Off (Lectrashift PTO with Manual Trans) Design180

L9 - Transmission Power Take Off (Manual Trans Single PTO w/ 21 Parameters)

L9 - Transmission Power Take Off (Manual Trans Single PTO w/ 21 Parameters) Design181

L9 - Transmission Power Take Off (Single Input configurable pull up or pull down)
 L9 - Transmission Power Take Off (Single Input configurable pull up or pull down) Design.....182

L9 - Transmission Power Take Off (Single PTO W/ RPM and Auto Trans)
 L9 - Transmission Power Take Off (Single PTO W/ RPM and Auto Trans) Design.....183

L9 - Transmission Power Take Off (Single PTO W/ RPM and Manual Trans)
 L9 - Transmission Power Take Off (Single PTO W/ RPM and Manual Trans) Design.....184

B6.7 - Antilock Brake System (ABS)-BENDIX 4 Channel Implementation
 B6.7 - Antilock Brake System (ABS)-BENDIX 4 Channel Implementation Design.....185

B6.7 - Traction Control Bendix
 B6.7 - Traction Control Bendix Design.....186

L9 - Antilock Brake System (ABS) - BENDIX 4 Channel Implementation
 L9 - Antilock Brake System (ABS) - BENDIX 4 Channel Implementation Design.....188

L9 - Traction Control Bendix
 L9 - Traction Control Bendix Design.....189

Park Brake Controls (Monitoring) W (Door Switch City Horn)
 Park Brake Controls (Monitoring) W (Door Switch City Horn) Design.....190

Park Brake Control (Monitoring) (GEN IV BCM)
 Park Brake Control (Monitoring) (GEN IV BCM) Design.....191

Park Brake Control (Monitoring) (W/Vehicle Speed)
 Park Brake Control (Monitoring) (W/Vehicle Speed) Design.....192

Vehicle Alarm System
 Vehicle Alarm System Design.....193

B6.7 - Cooling Fan Control Two-Speed
 B6.7 - Cooling Fan Control Two-Speed Design.....194

B6.7 - Engine Warning MUX
 B6.7 - Engine Warning MUX Design.....195

B6.7 - Vehicle Sleep Mode
 B6.7 - Vehicle Sleep Mode Design.....196

B6.7 - Vehicle Speed Limit Override
 B6.7 - Vehicle Speed Limit Override Design.....197

Engine Block Heater
 Engine Block Heater Design.....198

Engine Brake Mux Switch
 Engine Brake Mux Switch Design.....199

Engine Brake W/ Stalk Shifter

Engine Brake W/ Stalk Shifter Design 200

Engine Oil and Block Heaters (Purchased Assembly)

Engine Oil and Block Heaters (Purchased Assembly) Design 201

Exhaust Brake (Cummins)

Exhaust Brake (Cummins) Design 202

Fuel Heater (Vehicle Powered)(Racor)

Fuel Heater (Vehicle Powered)(Racor) Design 203

L9 - Cooling Fan Control Two-Speed

L9 - Cooling Fan Control Two-Speed Design 207

L9 - Engine Warning MUX

L9 - Engine Warning MUX Design 208

L9 - Vehicle Speed Limit Override

L9 - Vehicle Speed Limit Override Design 209

Vehicle Acceleration (w/ Two PWR Two GND & Two STS)

Vehicle Acceleration (w/ Two PWR Two GND & Two STS) Design 210

Automatic Lighting

Automatic Lighting Design 211

Automatic Lighting - Dual Sensor Twilight/Solar

Automatic Lighting - Dual Sensor Twilight/Solar Design 213

B6.7 - Service Brake Switch

B6.7 - Service Brake Switch Design 215

L9 - Service Brake Switch

L9 - Service Brake Switch Design 216

B6.7 - Backup Light(Single Reverse Light) Allison 3K/4K

B6.7 - Backup Light(Single Reverse Light) Allison 3K/4K Design 217

L9 - Backup Lights (Single Reverse Lights) Eaton/Manual Trans

L9 - Backup Lights (Single Reverse Lights) Eaton/Manual Trans Design 219

L9 - Backup Light (Single Reverse Light) Allison 3K/4K 07

L9 - Backup Light (Single Reverse Light) Allison 3K/4K 07 Design 220

L9 - Body Builder Lighting - Combined Turn and Stop Lamps (Automatic)

L9 - Body Builder Lighting - Combined Turn and Stop Lamps (Automatic) Design 222

L9 - Body Builder Lighting - Combined Turn and Stop Lamps (Manual) Option2

L9 - Body Builder Lighting - Combined Turn and Stop Lamps (Manual) Option2 Design 224

L9 - Body Builder Lighting - Separate Turn and Stop Lamps (Blunt Cut)

L9 - Body Builder Lighting - Separate Turn and Stop Lamps (Blunt Cut) Design.....226

B6.7 - Exterior Lamp Check

B6.7 - Exterior Lamp Check Design.....227

L9 - Exterior Lamp Check

L9 - Exterior Lamp Check Design.....228

B6.7 - Exterior Lamp Reminder

B6.7 - Exterior Lamp Reminder Design.....229

L9 - Fog Lights (LED White TOP MTG)

L9 - Fog Lights (LED White TOP MTG) Design.....230

L9 - Front Fog Lamps

L9 - Front Fog Lamps Design.....231

B6.7 - Front Fog Lights W CONNECTOR

B6.7 - Front Fog Lights W CONNECTOR Design.....232

L9 - Front Fog Lights W CONNECTOR

L9 - Front Fog Lights W CONNECTOR Design.....233

B6.7 - Headlights W 10PIN CLK W/LOWW W/O Interrupt

B6.7 - Headlights W 10PIN CLK W/LOWW W/O Interrupt Design.....234

B6.7 - Headlights W/O Lights ON With Wipers (LOWW) W/O Headlights Interrupt

B6.7 - Headlights W/O Lights ON With Wipers (LOWW) W/O Headlights Interrupt Design.....236

B6.7 - Headlights W/O Lights ON with wipers (LOWW) W/ Headlights Interrupt

B6.7 - Headlights W/O Lights ON with wipers (LOWW) W/ Headlights Interrupt Design.....238

L9 - Headlights W 10PIN CLK W/LOWW W/Interrupt

L9 - Headlights W 10PIN CLK W/LOWW W/Interrupt Design.....240

L9 - Headlights W 10PIN CLK W/LOWW W/O Interrupt

L9 - Headlights W 10PIN CLK W/LOWW W/O Interrupt Design.....242

L9 - Headlights W/O Lights ON With Wipers (LOWW) W/O Headlights Interrupt

L9 - Headlights W/O Lights ON With Wipers (LOWW) W/O Headlights Interrupt Design.....244

L9 - Headlights W/O Lights ON with wipers (LOWW) W/ Headlights Interrupt

L9 - Headlights W/O Lights ON with wipers (LOWW) W/ Headlights Interrupt Design.....246

B6.7 - Front Marker Lights

B6.7 - Front Marker Lights Design.....248

B6.7 - PARK LIGHTS - N/Marker Interrupt

B6.7 - PARK LIGHTS - N/Marker Interrupt Design249

Clearance and Identification Lights

Clearance and Identification Lights Design251

L9 - Front Marker Lights

L9 - Front Marker Lights Design252

L9 - PARK LIGHTS - N/Marker Interrupt

L9 - PARK LIGHTS - N/Marker Interrupt Design253

L9 - PARK LIGHTS - W/Marker Interrupt 10pin

CLCKSPRING

L9 - PARK LIGHTS - W/Marker Interrupt 10pin CLCKSPRING Design255

L9 - PARK LIGHTS - W/Marker Interrupt 4 pin

clockspring

L9 - PARK LIGHTS - W/Marker Interrupt 4 pin clockspring Design257

B6.7 - Directional Signal (Turn) W/ Single Tail Board

W/Hazard SW

B6.7 - Directional Signal (Turn) W/ Single Tail Board W/Hazard SW Design . . .259

B6.7 - License Plate Light (Tail Light Single Assy.)

W/Less Power Module

B6.7 - License Plate Light (Tail Light Single Assy.) W/Less Power Module Design260

B6.7 - Rear Lights Stop - Single Assembly

B6.7 - Rear Lights Stop - Single Assembly Design261

B6.7 - Rear Light (Tail Light)

B6.7 - Rear Light (Tail Light) Design262

Hazard Warning Light N/Trlr Socket

Hazard Warning Light N/Trlr Socket Design263

L9 - Directional Signal (Turn) W/ LED BOX LAMPS

L9 - Directional Signal (Turn) W/ LED BOX LAMPS Design265

L9 - Directional Signal (Turn) W/ Single Tail Board

W/Hazard SW

L9 - Directional Signal (Turn) W/ Single Tail Board W/Hazard SW Design266

L9 - License Plate Light (LED BOX LAMP Tail Light)

L9 - License Plate Light (LED BOX LAMP Tail Light) Design267

L9 - License Plate Light (Tail Light Single Assy)

L9 - License Plate Light (Tail Light Single Assy) Design268

L9 - License Plate Light (Tail Light Single Assy)

Option2

L9 - License Plate Light (Tail Light Single Assy) Option2 Design269

L9 - License Plate Light (Tail Light Single Assy)

Option3

L9 - License Plate Light (Tail Light Single Assy) Option3 Design270

**L9 - License Plate Light (Tail Light Single Assy)
W/Less Power Module**
L9 - License Plate Light (Tail Light Single Assy) W/Less Power Module Design 271

L9 - Rear Lights Stop - Single Assembly
L9 - Rear Lights Stop - Single Assembly Design 272

L9 - Rear Light (Tail Light)
L9 - Rear Light (Tail Light) Design 273

B6.7 - WORK LIGHT W BackUP 1 BULB
B6.7 - WORK LIGHT W BackUP 1 BULB Design 274

B6.7 - WORK LIGHT W BackUP 1 BULB Option 2
B6.7 - WORK LIGHT W BackUP 1 BULB Option 2 Design 276

B6.7 - WORK LIGHT W RKE 1 BULB
B6.7 - WORK LIGHT W RKE 1 BULB Design 278

B6.7 - WORK LIGHT 1 BULB
B6.7 - WORK LIGHT 1 BULB Design 280

L9 - Work Lights LED W/ Sw Pack - Day Cab
L9 - Work Lights LED W/ Sw Pack - Day Cab Design 282

L9 - WORK LIGHT W BackUP 1 BULB
L9 - WORK LIGHT W BackUP 1 BULB Design 284

L9 - WORK LIGHT W BackUP 1 BULB Option2
L9 - WORK LIGHT W BackUP 1 BULB Option2 Design 286

L9 - WORK LIGHT W RKE 1 BULB
L9 - WORK LIGHT W RKE 1 BULB Design 288

L9 - WORK LIGHT 1 BULB
L9 - WORK LIGHT 1 BULB Design 290

**B6.7 - Heating Ventilation & Air Conditioning (HVAC)
Manual**
B6.7 - Heating Ventilation & Air Conditioning (HVAC) Manual Design 292

**Heating Ventilation & Air Conditioning (HVAC) Auto
Temp Control**
Heating Ventilation & Air Conditioning (HVAC) Auto Temp Control Design 293

**L9 - Heating Ventilation & Air Conditioning (HVAC)
Manual**
L9 - Heating Ventilation & Air Conditioning (HVAC) Manual Design 296

B6.7 - GEN IV Cluster
B6.7 - GEN IV Cluster Design 297

L9 - GEN IV Cluster
L9 - GEN IV Cluster Design 298

B6.7 - 26" Fuel Tank
B6.7 - 26" Fuel Tank Design 299

B6.7 - 26" Fuel Tank - Secondary
B6.7 - 26" Fuel Tank - Secondary Design 300

L9 - 26" Fuel Tank

L9 - 26" Fuel Tank Design 302

L9 - 26" Fuel Tank - Secondary

L9 - 26" Fuel Tank - Secondary Design 303

B6.7 - Current Monitoring (Ammeter)

B6.7 - Current Monitoring (Ammeter) Design 305

B6.7 - Engine Speed (Tachometer)

B6.7 - Engine Speed (Tachometer) Design 307

Compressed Air Supply

Compressed Air Supply Design 308

Compressed Air Supply (Aux Gauge)

Compressed Air Supply (Aux Gauge) Design 309

High Exhaust System Temperature (HEST) Monitoring

High Exhaust System Temperature (HEST) Monitoring Design 310

L9 - Engine Speed (Tachometer)

L9 - Engine Speed (Tachometer) Design 311

Ambient Air Temperature

Ambient Air Temperature Design 312

B6.7 - Coolant Temperature Monitoring

B6.7 - Coolant Temperature Monitoring Design 313

L9 - Coolant Temperature Monitoring

L9 - Coolant Temperature Monitoring Design 314

B6.7 - Engine Oil Pressure

B6.7 - Engine Oil Pressure Design 315

B6.7 - Engine Oil Temperature NA MUX

B6.7 - Engine Oil Temperature NA MUX Design 316

L9 - Engine Oil Pressure

L9 - Engine Oil Pressure Design 317

L9 - Engine Oil Temperature NA MUX

L9 - Engine Oil Temperature NA MUX Design 318

L9 - Engine Oil Temperature NA MUX AUX Gauge

L9 - Engine Oil Temperature NA MUX AUX Gauge Design 319

B6.7 - Engine Usage Monitoring (Base) NA

B6.7 - Engine Usage Monitoring (Base) NA Design 320

L9 - Engine Usage Monitoring (Base) NA

L9 - Engine Usage Monitoring (Base) NA Design 321

L9 - Engine Usage Monitoring (VID Option)

L9 - Engine Usage Monitoring (VID Option) Design 322

Rear Axle Load Distribution

Rear Axle Load Distribution Design 323

L9 - Axle Temperature Monitoring (Single Rear Aux Gauge)

L9 - Axle Temperature Monitoring (Single Rear Aux Gauge) Design 324

L9 - Axle Temperature Monitoring (Single Rear Virtual Gauge)

L9 - Axle Temperature Monitoring (Single Rear Virtual Gauge) Design 325

L9 - Axle Temperature Monitoring (Tandem Rear Aux Gauge)

L9 - Axle Temperature Monitoring (Tandem Rear Aux Gauge) Design 326

L9 - Axle Temperature Monitoring (Tandem Rear Virtual Gauge)

L9 - Axle Temperature Monitoring (Tandem Rear Virtual Gauge) Design 327

L9 - Transmission Oil Temperature - Manual Trans

L9 - Transmission Oil Temperature - Manual Trans Design 328

L9 - Transmission Oil Temperature - Manual Trans w/Aux Gauge

L9 - Transmission Oil Temperature - Manual Trans w/Aux Gauge Design 329

L9 - Transmission Oil Temperature-Automatic Trans w/Aux Gauge

L9 - Transmission Oil Temperature-Automatic Trans w/Aux Gauge Design 330

Transmission Oil Temperature Automatic Trans Option2

Transmission Oil Temperature Automatic Trans Option2 Design 331

Vehicle Speedometer System (Automatic XMSN) NA

Vehicle Speedometer System (Automatic XMSN) NA Design 332

Vehicle Speedometer System (Manual XMSN) NA

Vehicle Speedometer System (Manual XMSN) NA Design 333

B6.7 - Odometer (via BCM/EGC)

B6.7 - Odometer (via BCM/EGC) Design 334

B6.7 - Trans Range Inhibit (J1939 Comm)

B6.7 - Trans Range Inhibit (J1939 Comm) Design 335

Coolant Level Monitoring (No CLA Module)

Coolant Level Monitoring (No CLA Module) Design 336

L9 - Engine Oil Level Monitoring

L9 - Engine Oil Level Monitoring Design 337

L9 - Odometer (via BCM/EGC)

L9 - Odometer (via BCM/EGC) Design 338

Operator Input

Operator Input Design 339

Vehicle Information Display Premium w/ Wi-Fi VID

Vehicle Information Display Premium w/ Wi-Fi VID Design 341

Vehicle Information Display W/O BT

TABLE OF CONTENTS

Vehicle Information Display W/O BT Design 342

Vehicle Information Display (W/ BT)

Vehicle Information Display (W/ BT) Design 343

Voltage Monitoring Voltmeter

Voltage Monitoring Voltmeter Design 344

Voltage Monitoring Voltmeter Aux Gauge

Voltage Monitoring Voltmeter Aux Gauge Design 345

B6.7 - Economy Monitor

B6.7 - Economy Monitor Design 346

L9 - Economy Monitor

L9 - Economy Monitor Design 347

B6.7 - Trip Odometer (w/ECM & TCM)

B6.7 - Trip Odometer (w/ECM & TCM) Design 348

B6.7 - Trip Odometer (w/ECM)

B6.7 - Trip Odometer (w/ECM) Design 349

L9 - Trip Odometer (w/ECM & TCM)

L9 - Trip Odometer (w/ECM & TCM) Design 350

L9 - Trip Odometer (w/ECM)

L9 - Trip Odometer (w/ECM) Design 351

Trip Odometer (w/VID)

Trip Odometer (w/VID) Design 352

B6.7 - Up Shift Indicator NA

B6.7 - Up Shift Indicator NA Design 353

L9 - Up Shift Indicator NA

L9 - Up Shift Indicator NA Design 354

B6.7 - Panel Backlighting (Cabin Dimmer)

B6.7 - Panel Backlighting (Cabin Dimmer) Design 355

Cab Dome Light W/Classic Trim

Cab Dome Light W/Classic Trim Design 356

Cab Dome Light W/ Combo in Diamond Trim

Cab Dome Light W/ Combo in Diamond Trim Design 357

Courtesy Light Crew Cab

Courtesy Light Crew Cab Design 358

Courtesy Light Day Cab

Courtesy Light Day Cab Design 359

Interior Task Lights (Map) - Dome Combo

Interior Task Lights (Map) - Dome Combo Design 360

B6.7 - Power Divider Lock Control and Monitoring

B6.7 - Power Divider Lock Control and Monitoring Design 361

B6.7 - Two Speed Axle (AirShift on Shifter)

B6.7 - Two Speed Axle (AirShift on Shifter) Design362

B6.7 - Two Speed Axle (with BCM; Automatic Transmission and switch on dash)

B6.7 - Two Speed Axle (with BCM; Automatic Transmission and switch on dash) Design.....363

Height Control

Height Control Design.....364

L9 - Two Speed Axle (AirShift on Shifter)

L9 - Two Speed Axle (AirShift on Shifter) Design.....365

L9 - Two Speed Axle (with BCM; Automatic Transmission and switch on dash)

L9 - Two Speed Axle (with BCM; Automatic Transmission and switch on dash) Design.....366

B6.7 - Driver Controlled Locking Differential - RR Axle (Dana w/ one sw)

B6.7 - Driver Controlled Locking Differential - RR Axle (Dana w/ one sw) Design.....367

B6.7 - Driver Controlled Locking Differential - RR Axle (Meritor w/ one sw)

B6.7 - Driver Controlled Locking Differential - RR Axle (Meritor w/ one sw) Design.....368

L9 - Driver Controlled Locking Differential - RR Axle (Meritor w/ one sw)

L9 - Driver Controlled Locking Differential - RR Axle (Meritor w/ one sw) Design.....369

B6.7 - Rear Suspension Pressure Monitoring (Virtual Gauge)

B6.7 - Rear Suspension Pressure Monitoring (Virtual Gauge) Design..... 370

L9 - Rear Suspension Pressure Monitoring (Auxiliary Gauge)

L9 - Rear Suspension Pressure Monitoring (Auxiliary Gauge) Design..... 372

L9 - Rear Suspension Pressure Monitoring (Virtual Gauge)

L9 - Rear Suspension Pressure Monitoring (Virtual Gauge) Design..... 374

L9 - Seatbelt Reminder (Warning)(Driver only)

L9 - Seatbelt Reminder (Warning)(Driver only) Design..... 376

L9 - Seatbelt Reminder (Warning)(Driver & Passenger in parallel)

L9 - Seatbelt Reminder (Warning)(Driver & Passenger in parallel) Design.....377

L9 - TEM _Electric Trailer Brake Controller Activated Stop LT

L9 - TEM _Electric Trailer Brake Controller Activated Stop LT Design..... 378

L9 - Trailer Interface (Lighting) – BLUNT CUT (Part of Electric Trailer Brakes)

L9 - Trailer Interface (Lighting) – BLUNT CUT (Part of Electric Trailer Brakes) Design..... 379

B6.7 - Transmission (Allison 3K/4K)

B6.7 - Transmission (Allison 3K/4K) Design..... 380

B6.7 - Transmission - MODE Selection

B6.7 - Transmission - MODE Selection Design..... 382

L9 - Allision without Switch and with Confirmation Telltale

L9 - Allision without Switch and with Confirmation Telltale Design..... 383

L9 - Transmission (Allison 3K/4K)

L9 - Transmission (Allison 3K/4K) Design..... 385

L9 - Transmission - MODE Selection

L9 - Transmission - MODE Selection Design..... 387

B6.7 - Transmission Shifter (Stalk Shifter Allison)

B6.7 - Transmission Shifter (Stalk Shifter Allison) Design..... 388

L9 - Transmission Shifter (Stalk Shifter Allison)

L9 - Transmission Shifter (Stalk Shifter Allison) Design..... 390

B6.7 - Windshield Washer Pump

B6.7 - Windshield Washer Pump Design..... 392

B6.7 - Windshield Washer Pump & Low Fluid Sensor

B6.7 - Windshield Washer Pump & Low Fluid Sensor Design..... 394

B6.7 - Windshield Wipers

B6.7 - Windshield Wipers Design..... 396

L9 - Windshield Washer Pump

L9 - Windshield Washer Pump Design..... 397

L9 - Windshield Washer Pump & Low Fluid Sensor

L9 - Windshield Washer Pump & Low Fluid Sensor Design..... 399

L9 - Windshield Wipers

L9 - Windshield Wipers Design..... 401

B6.7 - Battery International (4) 12V

B6.7 - Battery International (4) 12V Design..... 402

B6.7 - Starting Aid (Grid Heater)

B6.7 - Starting Aid (Grid Heater) Design..... 403

L9 - Battery International (4) 12V

L9 - Battery International (4) 12V Design..... 404

L9 - Starting Aid (Grid Heater)

L9 - Starting Aid (Grid Heater) Design..... 405

B6.7 - Delco Remy 28SI Alternator W/Sensor

B6.7 - Delco Remy 28SI Alternator W/Sensor Design..... 406

B6.7 - Leece-Neville AVI160-210A/240A Alternator W/Sensor
 B6.7 - Leece-Neville AVI160-210A/240A Alternator W/Sensor Design 407

L9 - Bosch LH160_LH200 Alternator
 L9 - Bosch LH160_LH200 Alternator Design 408

L9 - Delco Remy 28SI Alternator W/Sensor
 L9 - Delco Remy 28SI Alternator W/Sensor Design 410

L9 - Delco Remy 36SI Alternator W/Sensor
 L9 - Delco Remy 36SI Alternator W/Sensor Design 412

L9 - Leece-Neville AVI160-210A/240A Alternator W/Sensor
 L9 - Leece-Neville AVI160-210A/240A Alternator W/Sensor Design 413

L9 - Leece-Neville - LN 325A Alternator W/Sensor
 L9 - Leece-Neville - LN 325A Alternator W/Sensor Design 414

B6.7 - Cranking Request (w/ Key Switch w/ BCM)
 B6.7 - Cranking Request (w/ Key Switch w/ BCM) Design 415

B6.7 - Cranking (Starter) GEN4 BCM W/O Thermal Overcrank
 B6.7 - Cranking (Starter) GEN4 BCM W/O Thermal Overcrank Design 417

L9 - Cranking Request (w/ Key Switch w/ BCM)
 L9 - Cranking Request (w/ Key Switch w/ BCM) Design 418

L9 - Cranking (Starter) GEN4 BCM W/O Thermal Overcrank
 L9 - Cranking (Starter) GEN4 BCM W/O Thermal Overcrank Design 420

L9 - Cranking (Starter) GEN4 BCM W/ Thermal Overcrank - External Switch
 L9 - Cranking (Starter) GEN4 BCM W/ Thermal Overcrank - External Switch Design 421

B6.7 - Clutch Monitoring (High and Low Switch to BCM)
 B6.7 - Clutch Monitoring (High and Low Switch to BCM) Design 422

B6.7 - Starter Interlocks (BCM Controlled with Input from Allison 3K/4K TCM)
 B6.7 - Starter Interlocks (BCM Controlled with Input from Allison 3K/4K TCM) Design 423

Crank Inhibit (with ECM --> BCM ONLY)
 Crank Inhibit (with ECM --> BCM ONLY) Design 425

L9 - Clutch Monitoring (High and Low Switch to BCM)
 L9 - Clutch Monitoring (High and Low Switch to BCM) Design 426

L9 - Starter Interlocks (BCM Controlled with Input from Allison 3K/4K TCM)
 L9 - Starter Interlocks (BCM Controlled with Input from Allison 3K/4K TCM) Design 427

Starter Interlock (BCM HSD controlled W/ Clutch SW & N/Auto SS)

Starter Interlock (BCM HSD controlled W/ Clutch SW & N/Auto SS) Design . . . 429

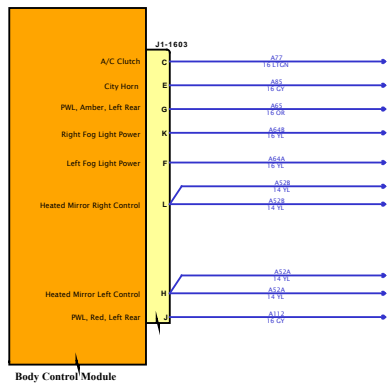
Connectors 430

Part Assembly List

Connector Assembly List 1403

Index 1728

Connector J1-1603



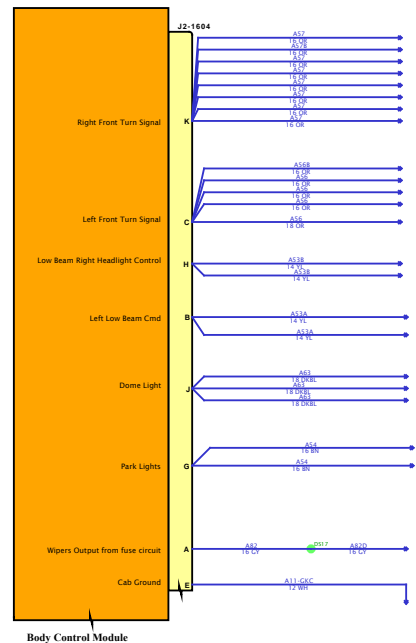
DESIGN DESCRIPTION

FEATURE CODES

SOFTWARE FEATURE CODES



Connector J2-1604

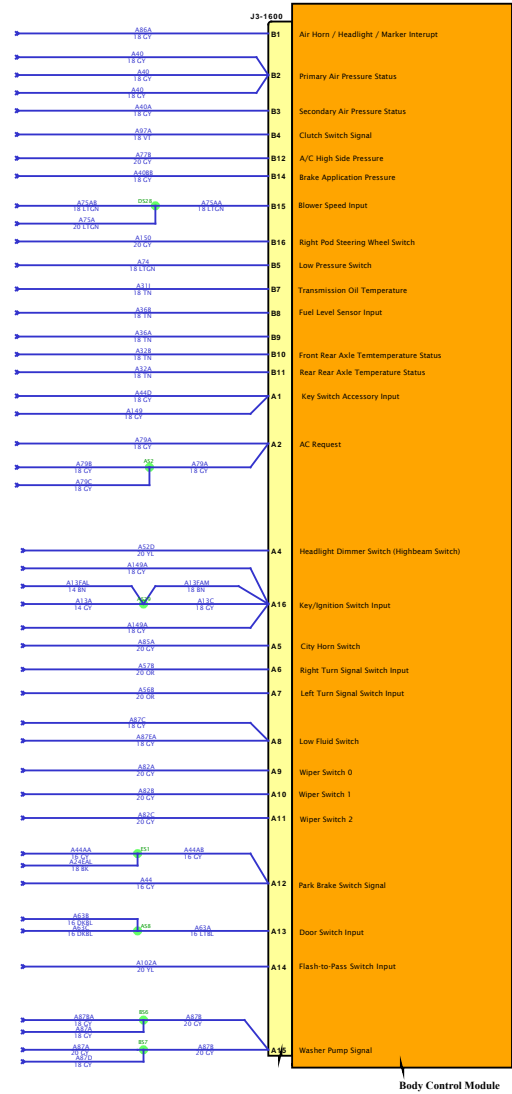


DESIGN DESCRIPTION

FEATURE CODES

SOFTWARE FEATURE CODES





DESIGN DESCRIPTION


FEATURE CODES

SOFTWARE FEATURE CODES



DESIGN DESCRIPTION

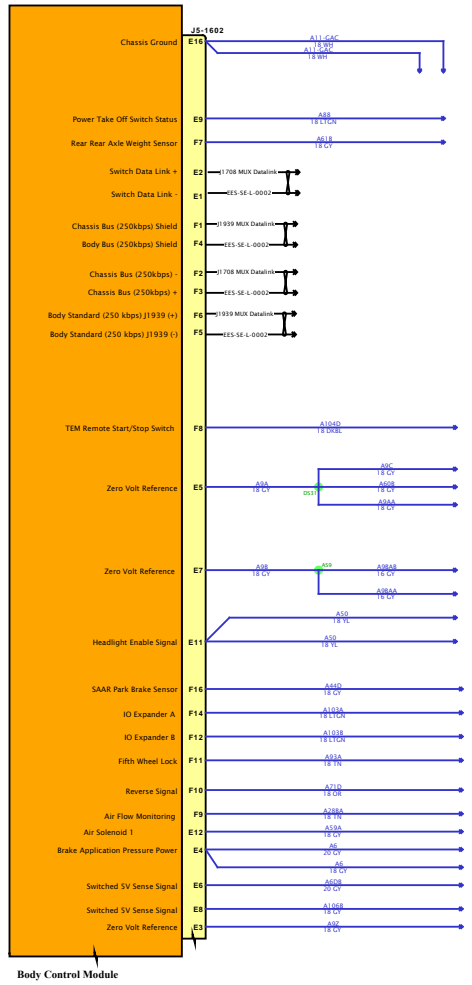
FEATURE CODES



SOFTWARE FEATURE CODES



Connector J5-1602



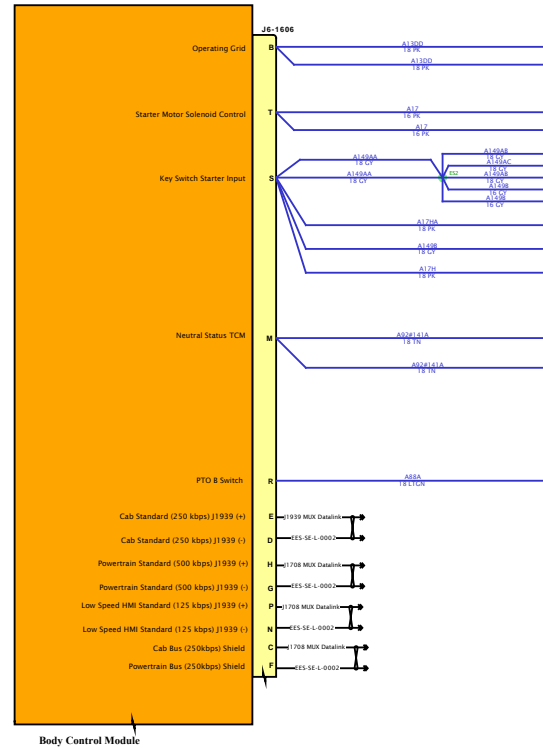
Body Control Module

DESIGN DESCRIPTION

FEATURE CODES

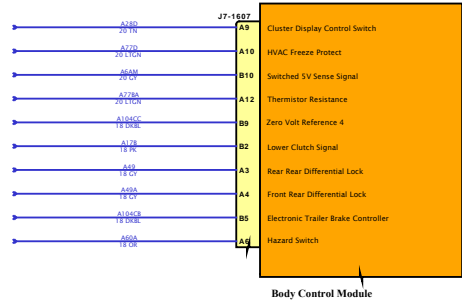
SOFTWARE FEATURE CODES





DESIGN DESCRIPTION

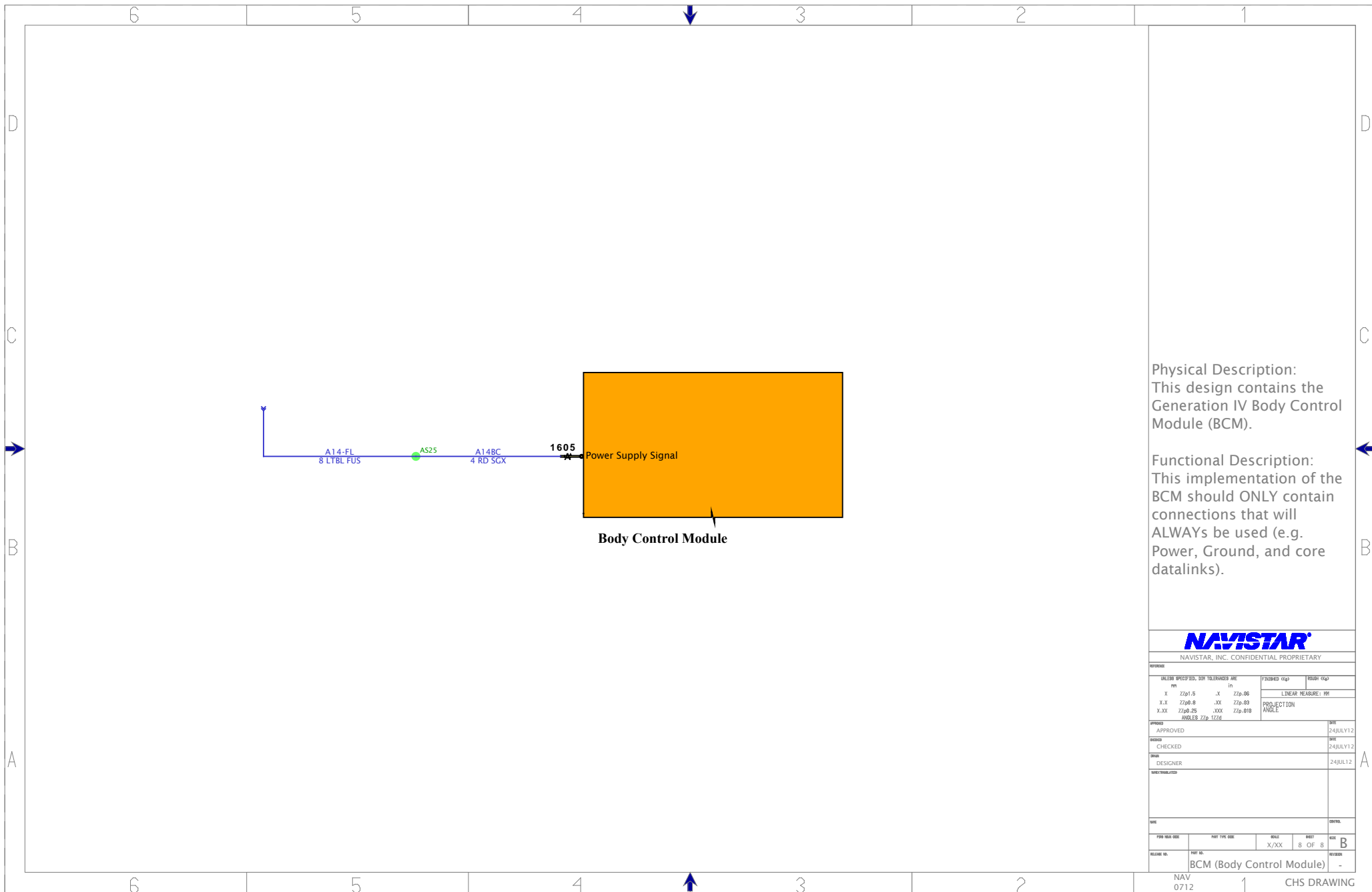
FEATURE CODES



SOFTWARE FEATURE CODES



Connector J8-1605 (Power Feed)



Physical Description:
This design contains the Generation IV Body Control Module (BCM).

Functional Description:
This implementation of the BCM should ONLY contain connections that will ALWAYS be used (e.g. Power, Ground, and core datalinks).

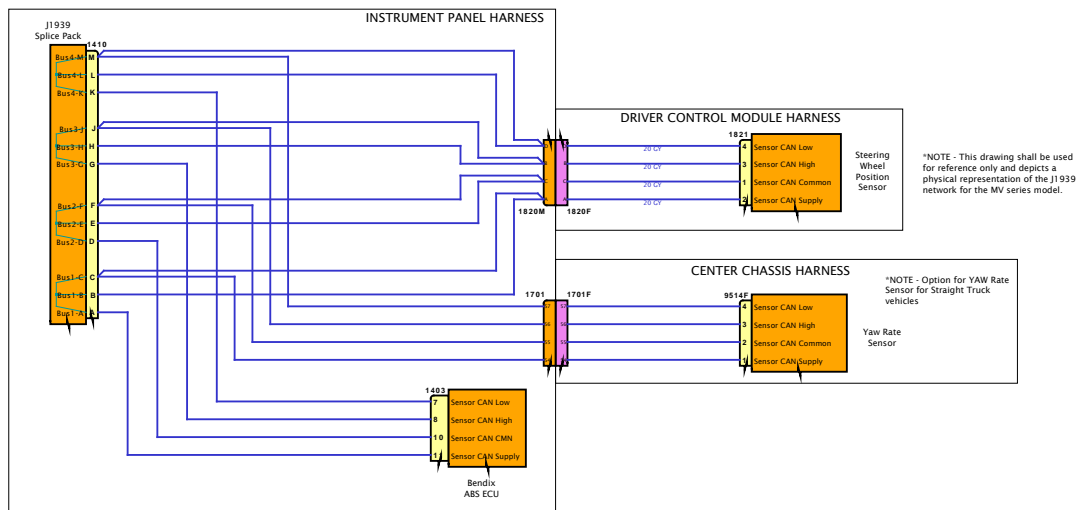
NAVISTAR

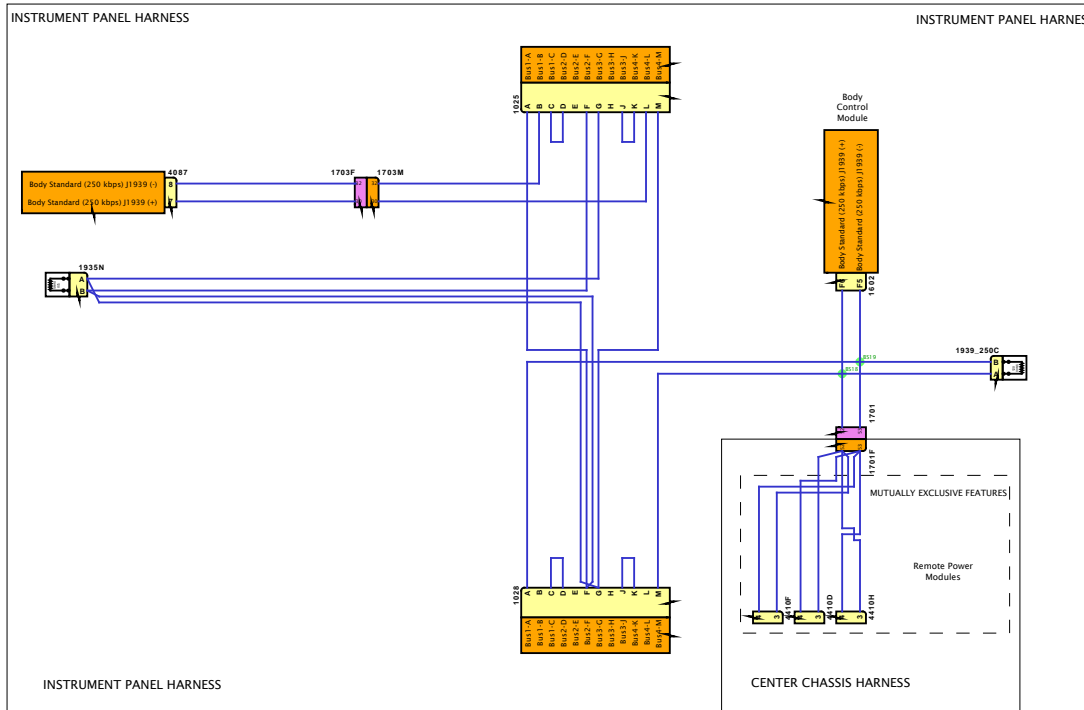
NAVISTAR, INC. CONFIDENTIAL PROPRIETARY

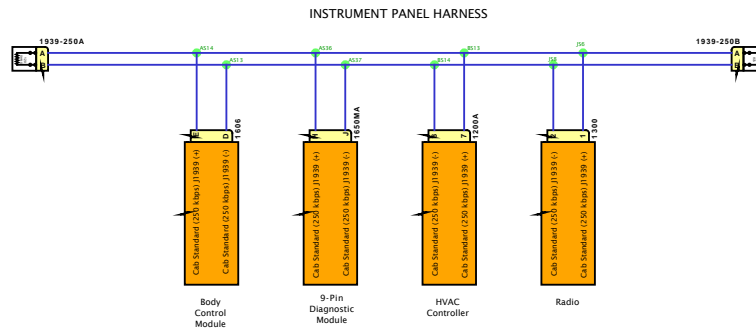
UNLESS SPECIFIED, DIM TOLERANCES ARE:				FINISHED (Cp)	ROUGH (Cp)
mm	in				
X	22p1.5	.X	22p.06		
X.X	22p6.8	.XX	22p.03		
X.XX	22p8.25	.XXX	22p.019		
	ANGLES	22p.1224			
APPROVED					DATE
DESIGNED					DATE
CHECKED					DATE
DESIGNER					DATE
SPECIFIED/ISSUED					
DATE					CONTROL
PDR USA CODE	PART TYPE CODE	SCALE	SHEET	REV	
		X/XX	8 OF 8	B	
RELEASE NO.	PART NO.	BCM (Body Control Module)			REVISION
					-

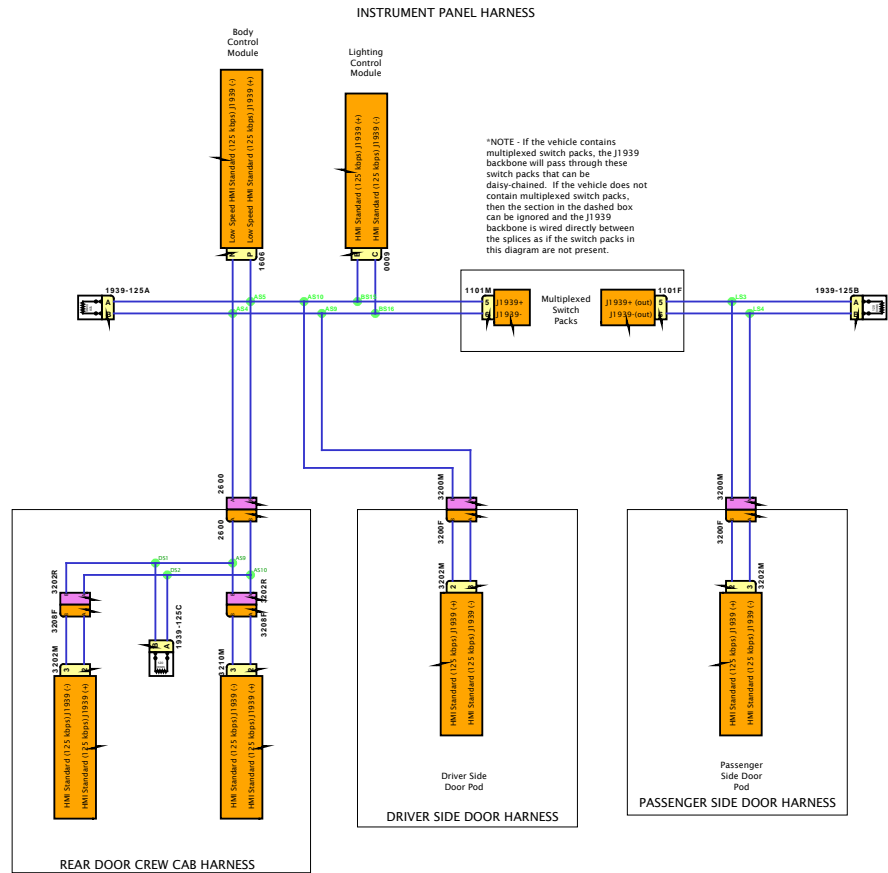
NAV 0712 1 CHS DRAWING

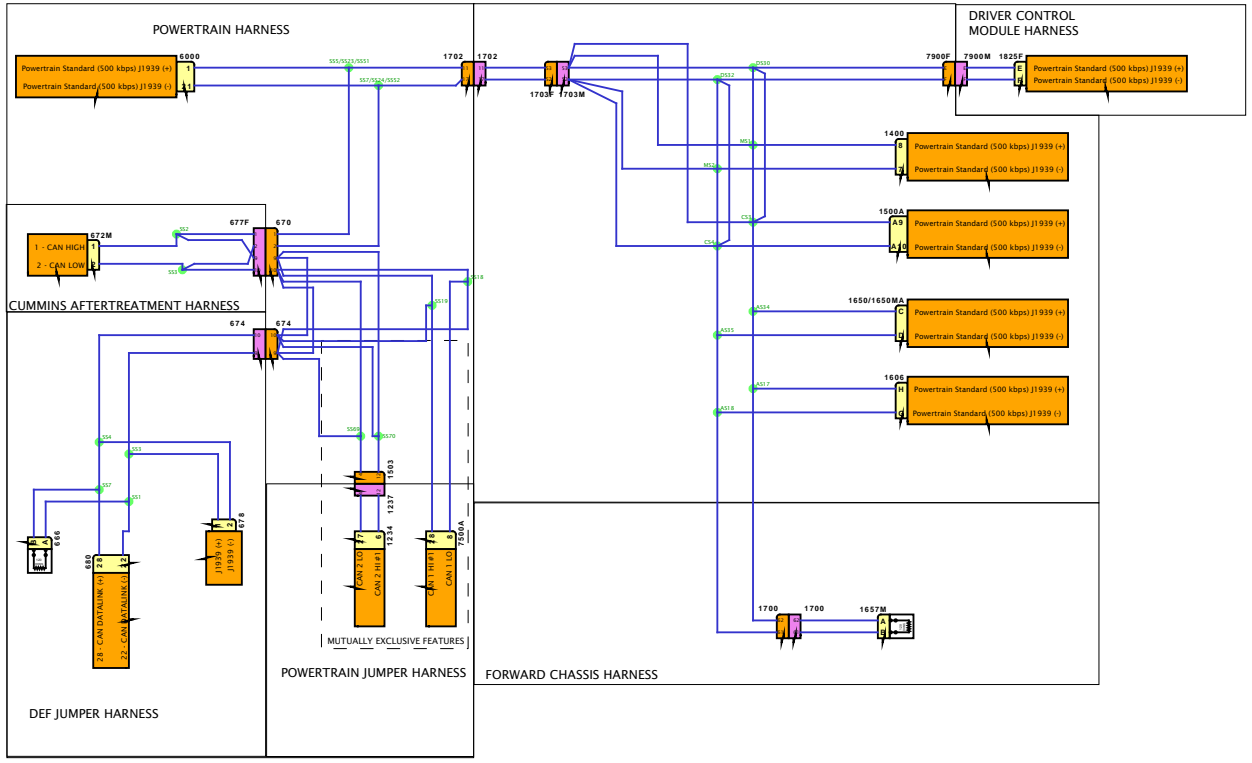
BENDIX ABS IMPLEMENTATION







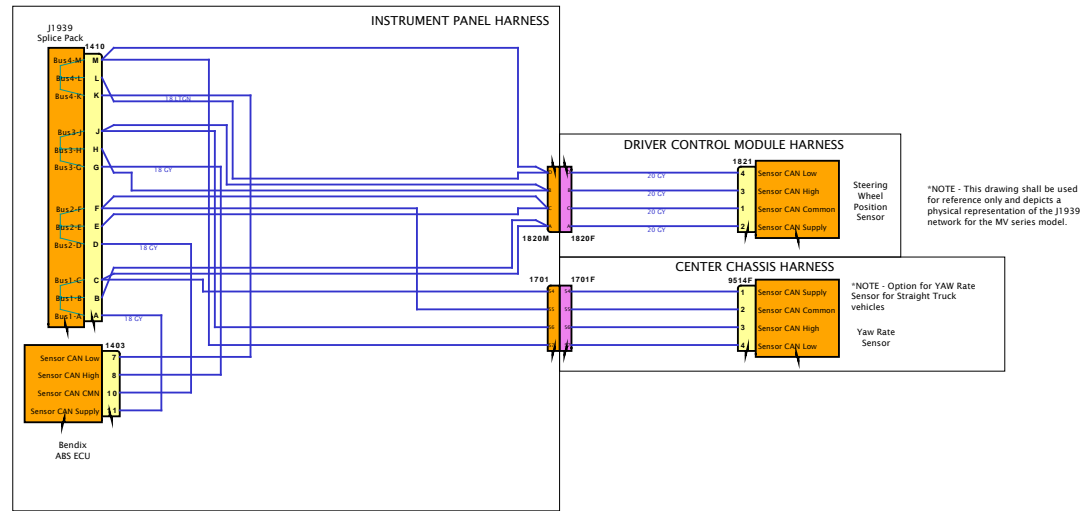


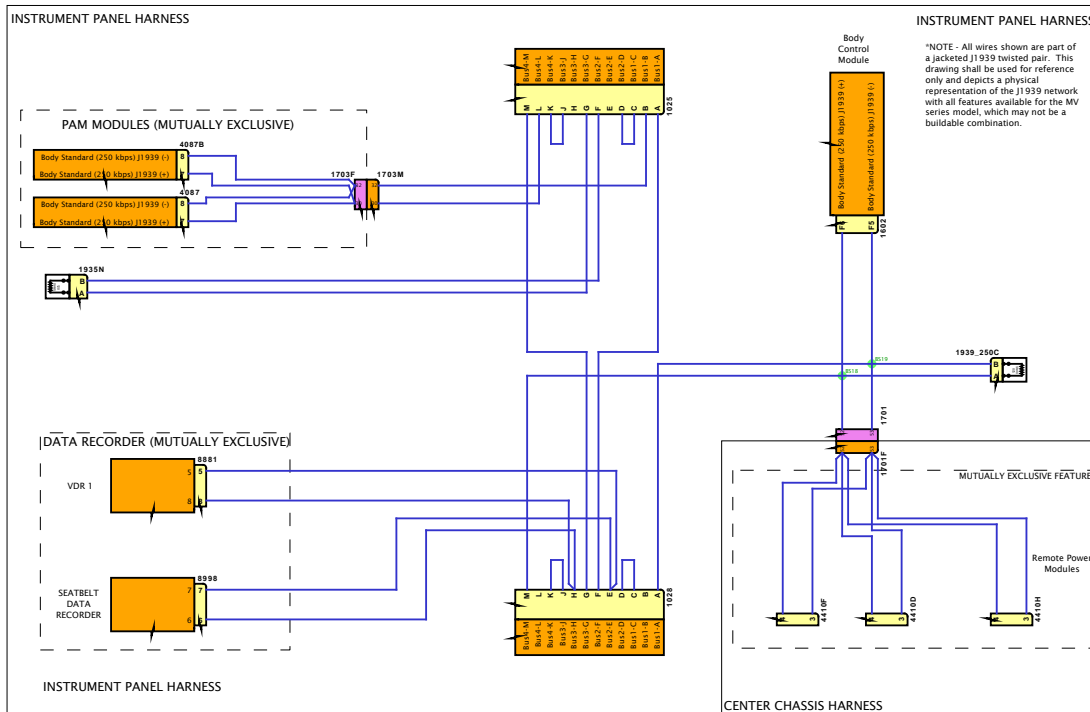


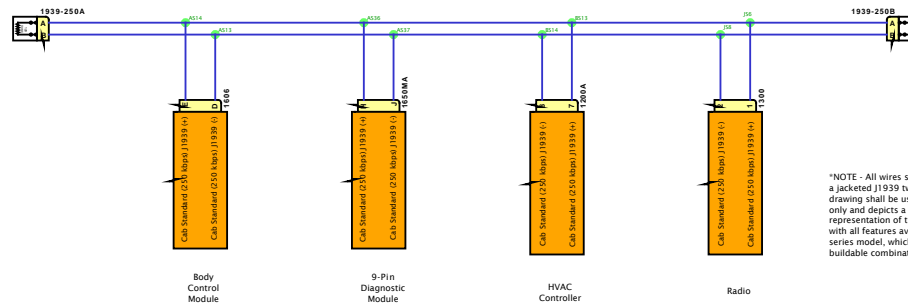
*NOTE - All wires shown are part of a jacketed J1939 twisted pair. This drawing shall be used for reference only and depicts a physical representation of the J1939 network with all features available for the MV series model, which may not be a buildable combination.



BENDIX ABS IMPLEMENTATION

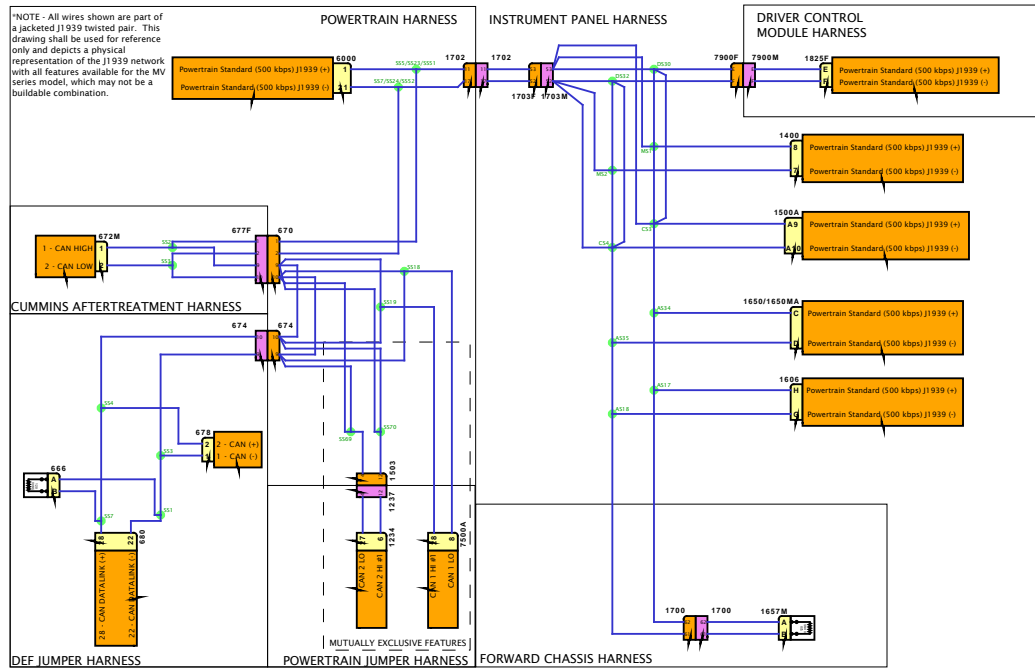


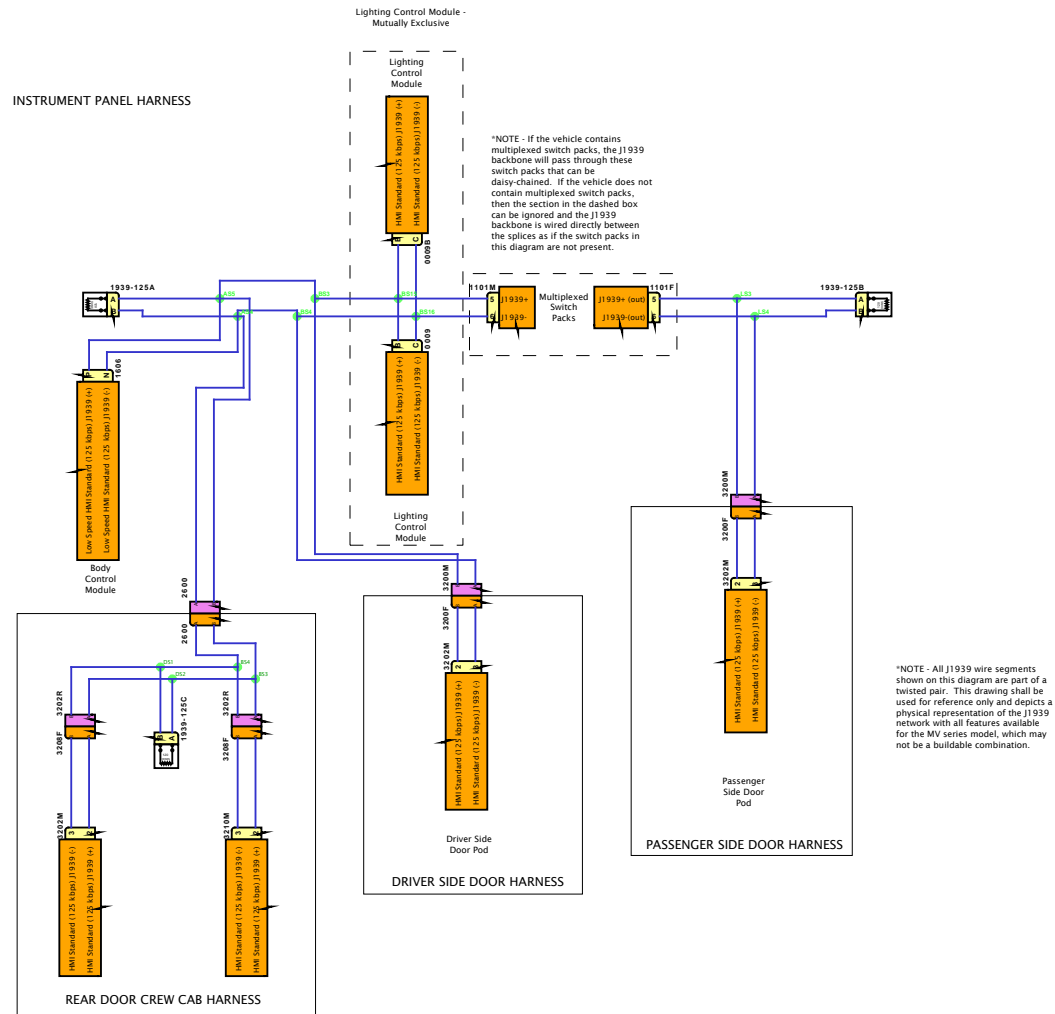


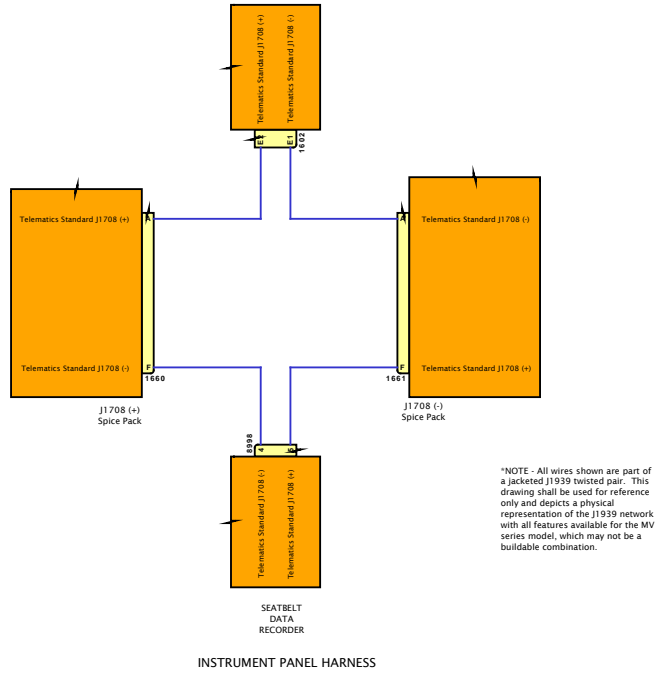


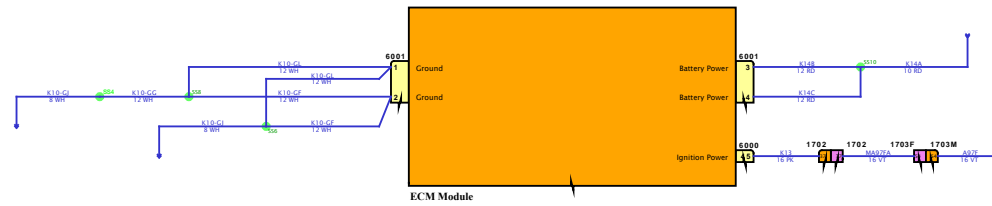
*NOTE - All wires shown are part of a jacketed J1939 twisted pair. This drawing shall be used for reference only and depicts a physical representation of the J1939 network with all features available for the MV series model, which may not be a buildable combination.

INSTRUMENT PANEL HARNESS












Diagram3-Outputs



DESIGN DESCRIPTION

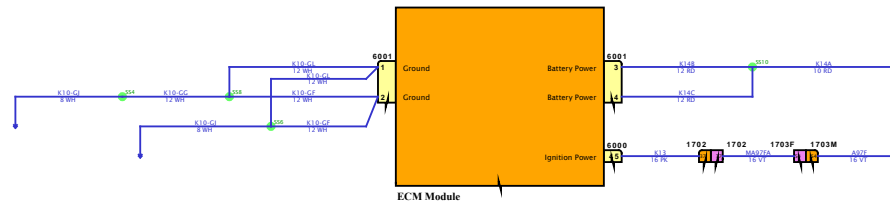
FEATURE CODES

SOFTWARE FEATURE CODES



DESIGN DESCRIPTION

FEATURE CODES




SOFTWARE FEATURE CODES



DESIGN DESCRIPTION

FEATURE CODES



SOFTWARE FEATURE CODES



Diagram3-Outputs



DESIGN DESCRIPTION

FEATURE CODES

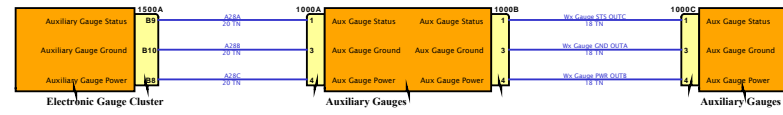
SOFTWARE FEATURE CODES



Diagram1

DESIGN DESCRIPTION

FEATURE CODES



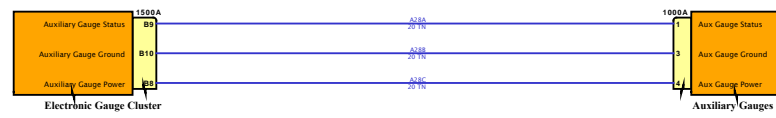
SOFTWARE FEATURE CODES



Diagram1

DESIGN DESCRIPTION

FEATURE CODES

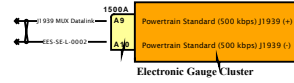
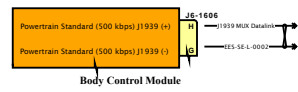


SOFTWARE FEATURE CODES



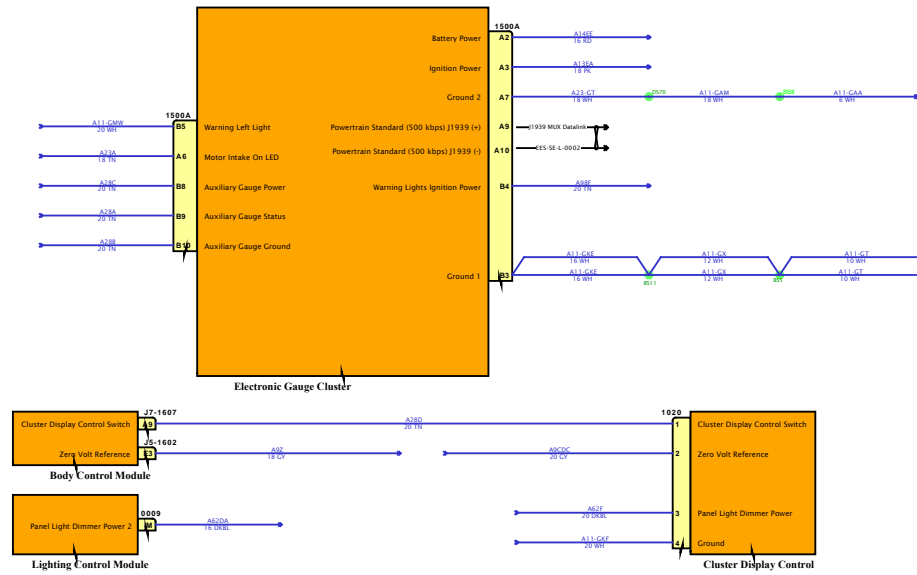
DESIGN DESCRIPTION

FEATURE CODES

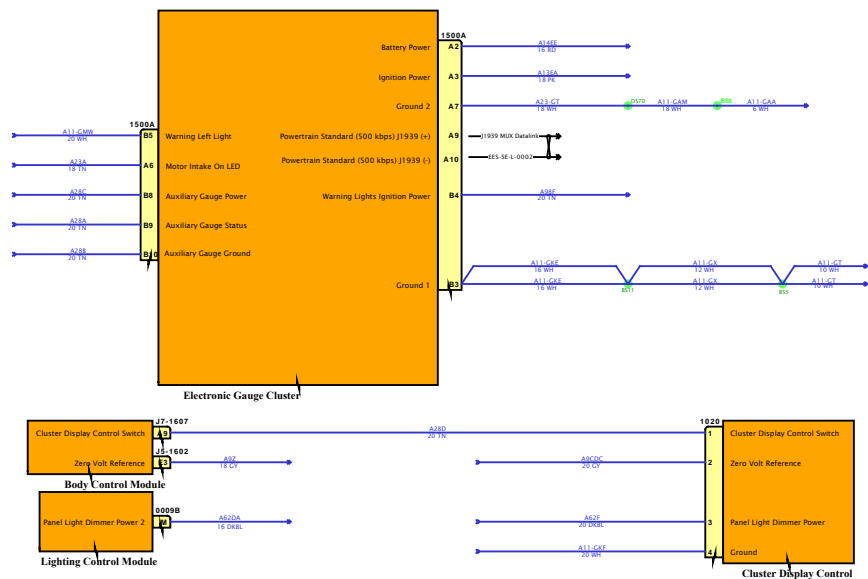


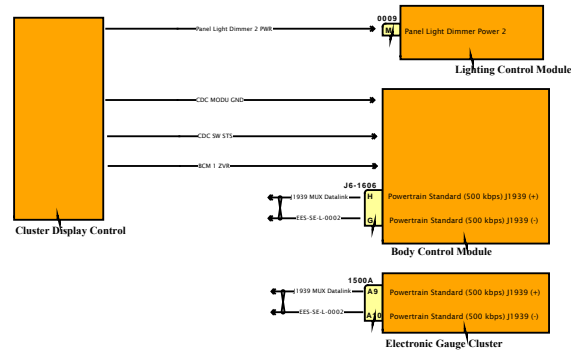
SOFTWARE FEATURE CODES





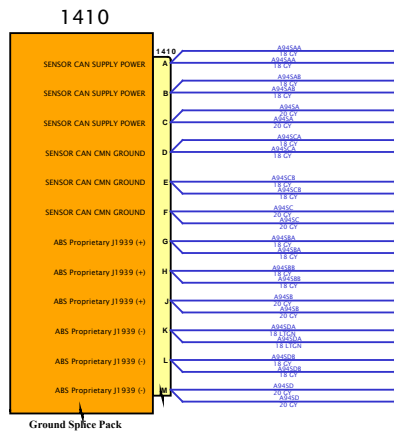
Please see DR101138-00 for configured messages





DESIGN DESCRIPTION

FEATURE CODES



SOFTWARE FEATURE CODES



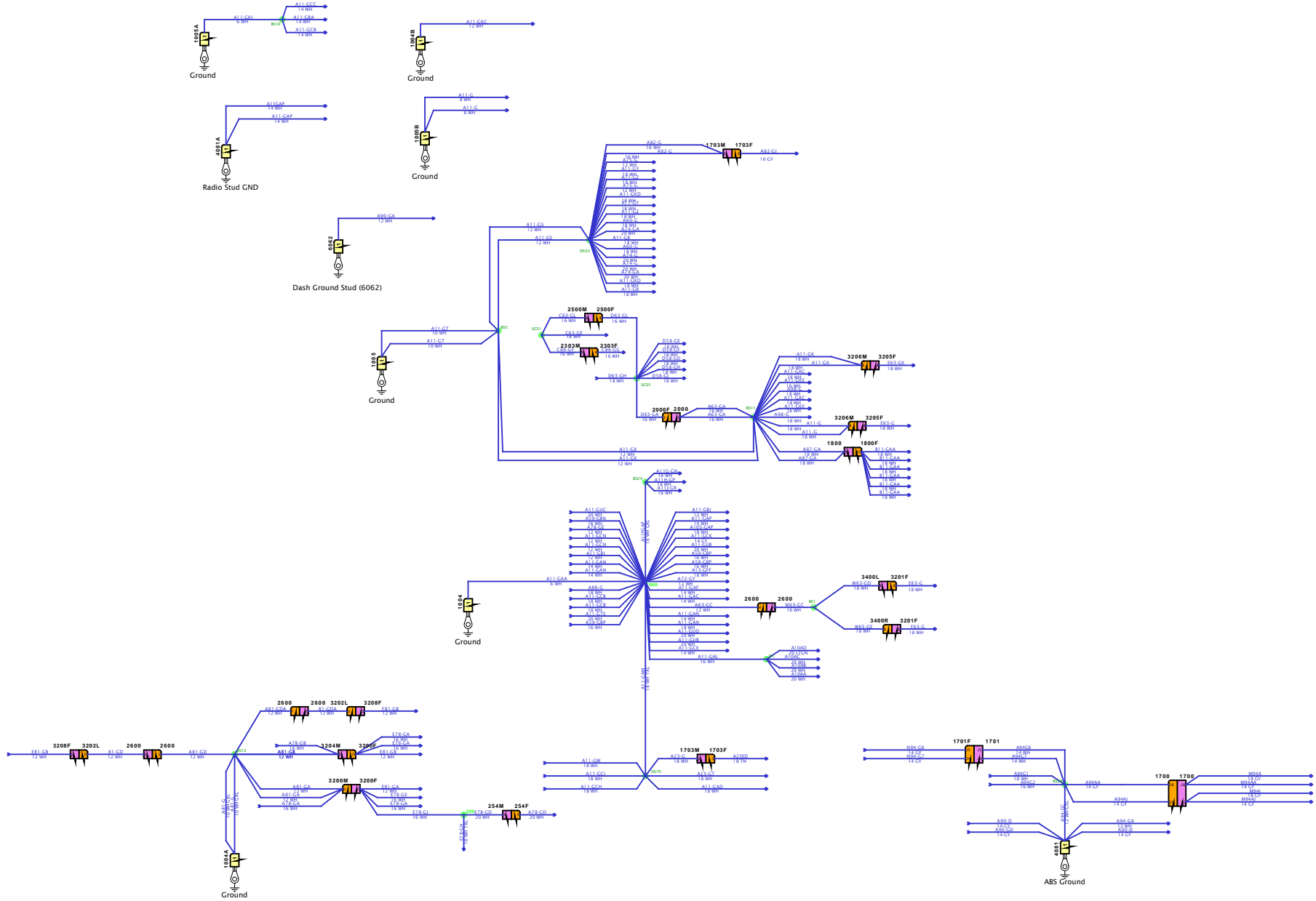
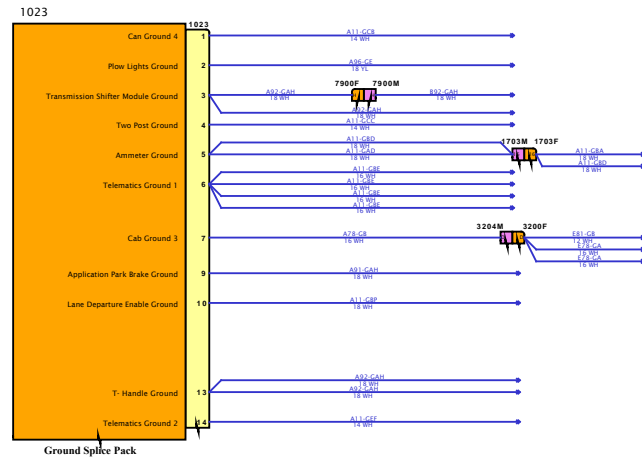



Diagram1


DESIGN DESCRIPTION

FEATURE CODES



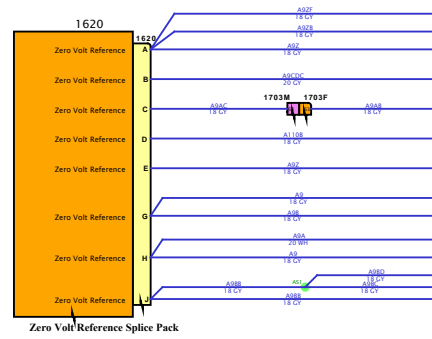
SOFTWARE FEATURE CODES





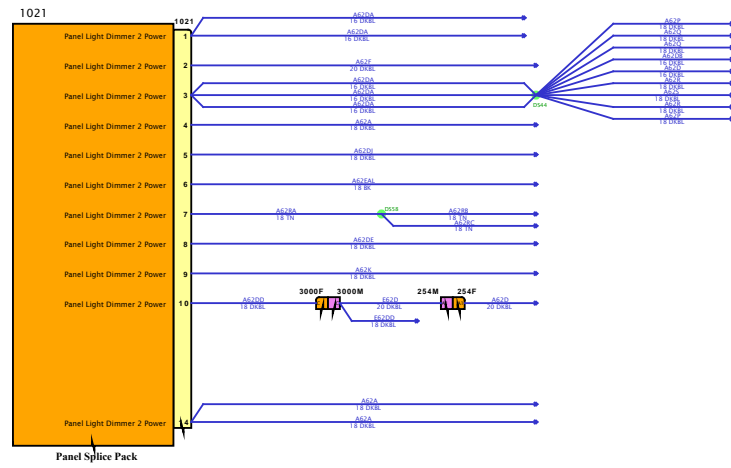
DESIGN DESCRIPTION

FEATURE CODES



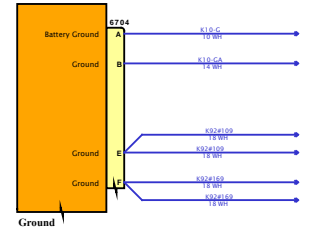
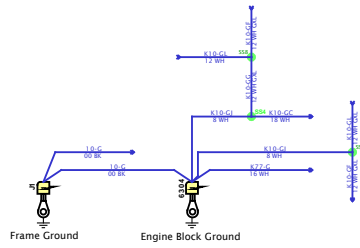
SOFTWARE FEATURE CODES





DESIGN DESCRIPTION

FEATURE CODES



SOFTWARE FEATURE CODES



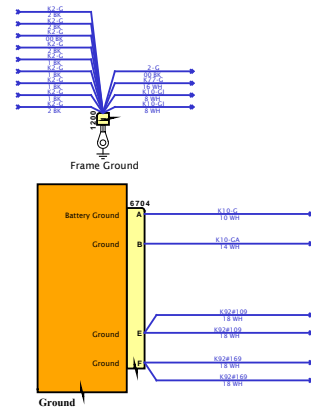
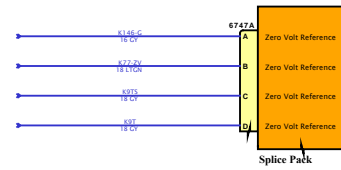
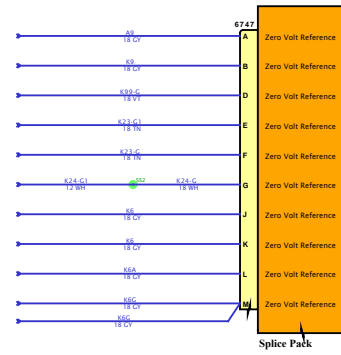


Diagram1

DESIGN DESCRIPTION

FEATURE CODES

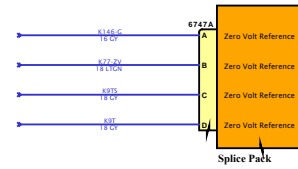


SOFTWARE FEATURE CODES



DESIGN DESCRIPTION

FEATURE CODES



SOFTWARE FEATURE CODES



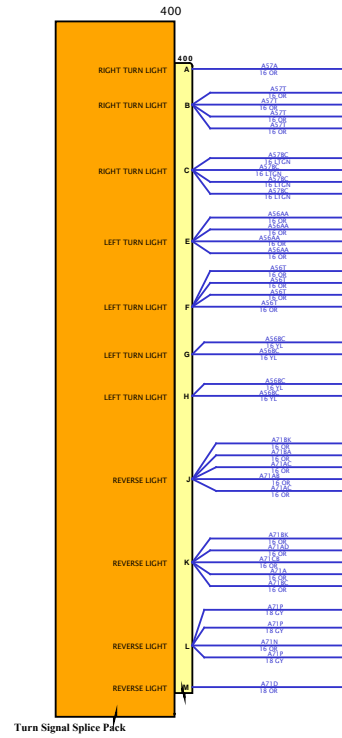
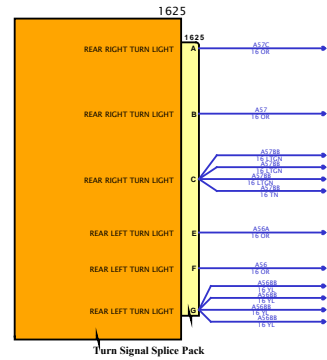
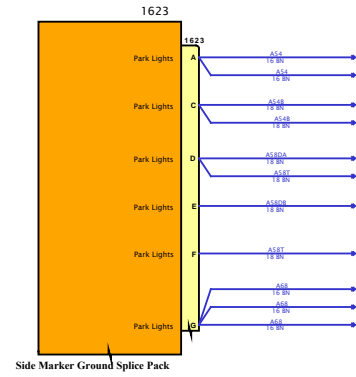
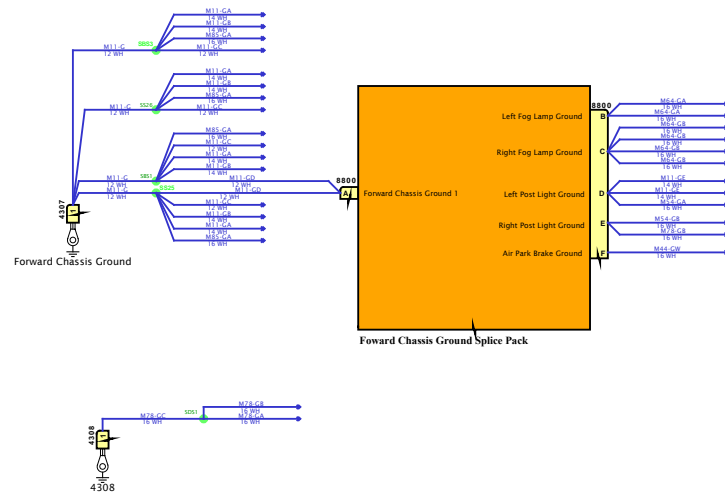


Diagram1

DESIGN DESCRIPTION

FEATURE CODES



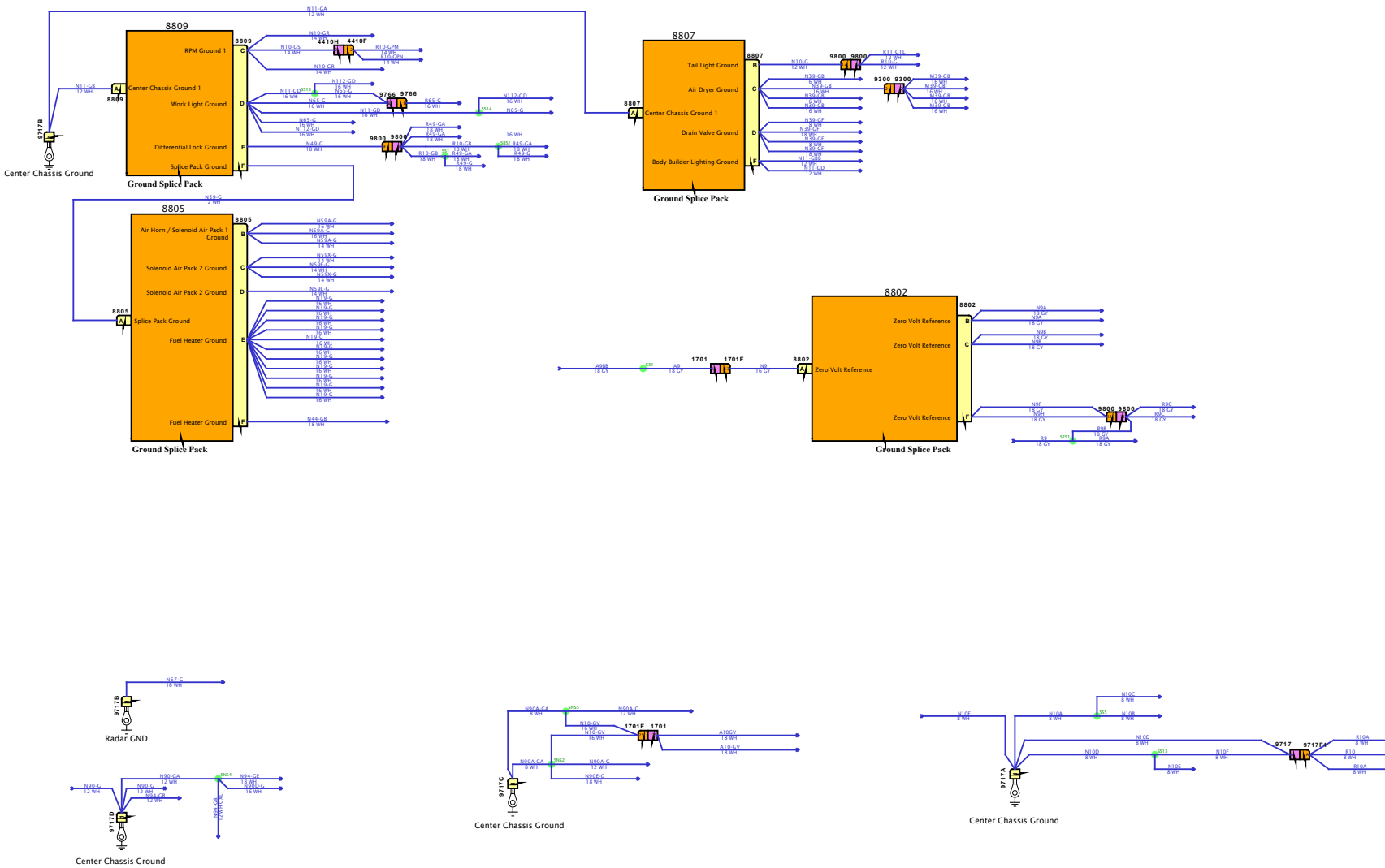
SOFTWARE FEATURE CODES



Diagram1

DESIGN DESCRIPTION

FEATURE CODES



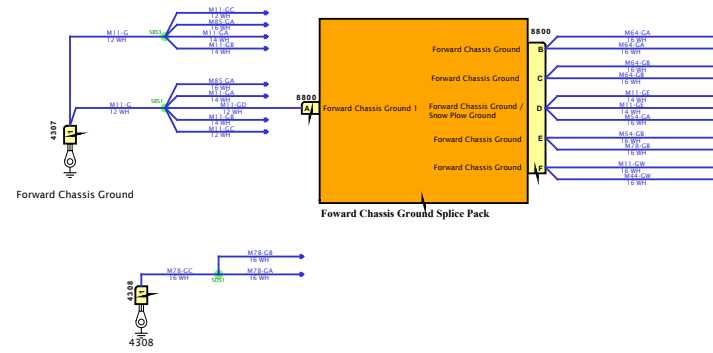
SOFTWARE FEATURE CODES



Diagram1

DESIGN DESCRIPTION

FEATURE CODES



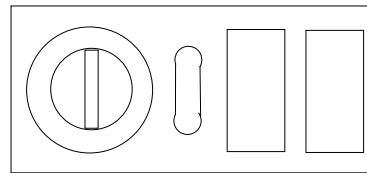
SOFTWARE FEATURE CODES



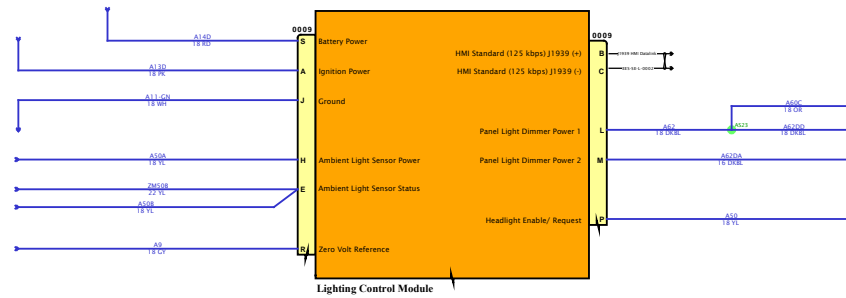
Diagram1-Combination1

DESIGN DESCRIPTION

FEATURE CODES



Rotary Headlight Switch
Dimmer Thumbwheel
MUX Switch 1
MUX Switch 2



Lighting Control Module

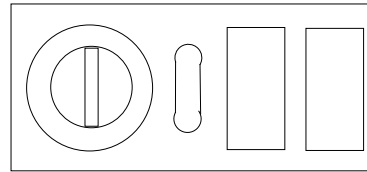
SOFTWARE FEATURE CODES



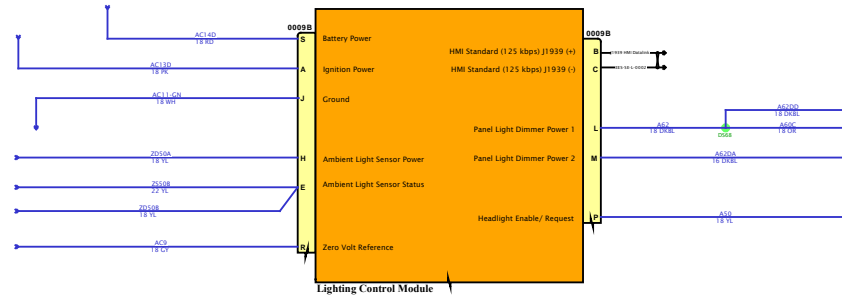
Diagram1-Combination2

DESIGN DESCRIPTION

FEATURE CODES



Rotary Headlight Switch Dimmer Thumbwheel MUX Switch 1 MUX Switch 2



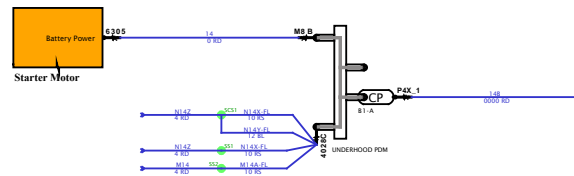
SOFTWARE FEATURE CODES



Diagram1

DESIGN DESCRIPTION

FEATURE CODES

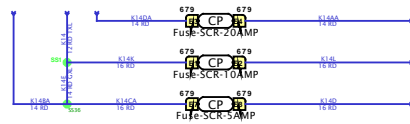


SOFTWARE FEATURE CODES



DESIGN DESCRIPTION

FEATURE CODES

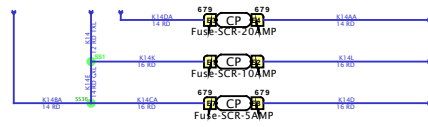


SOFTWARE FEATURE CODES



DESIGN DESCRIPTION

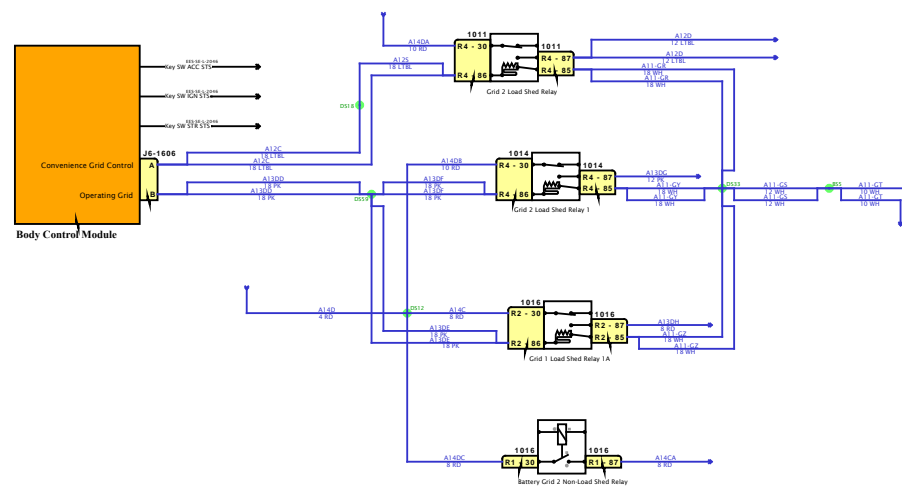
FEATURE CODES



SOFTWARE FEATURE CODES



Diagram1

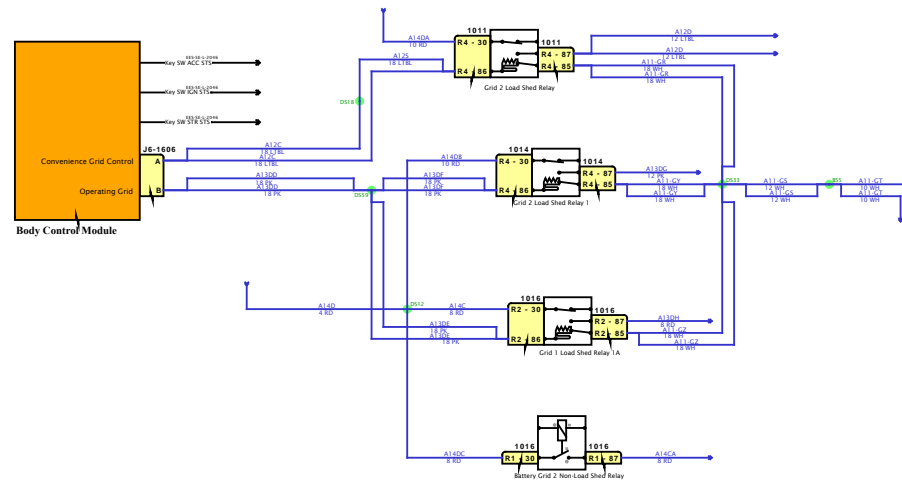


DESIGN DESCRIPTION

FEATURE CODES

SOFTWARE FEATURE CODES





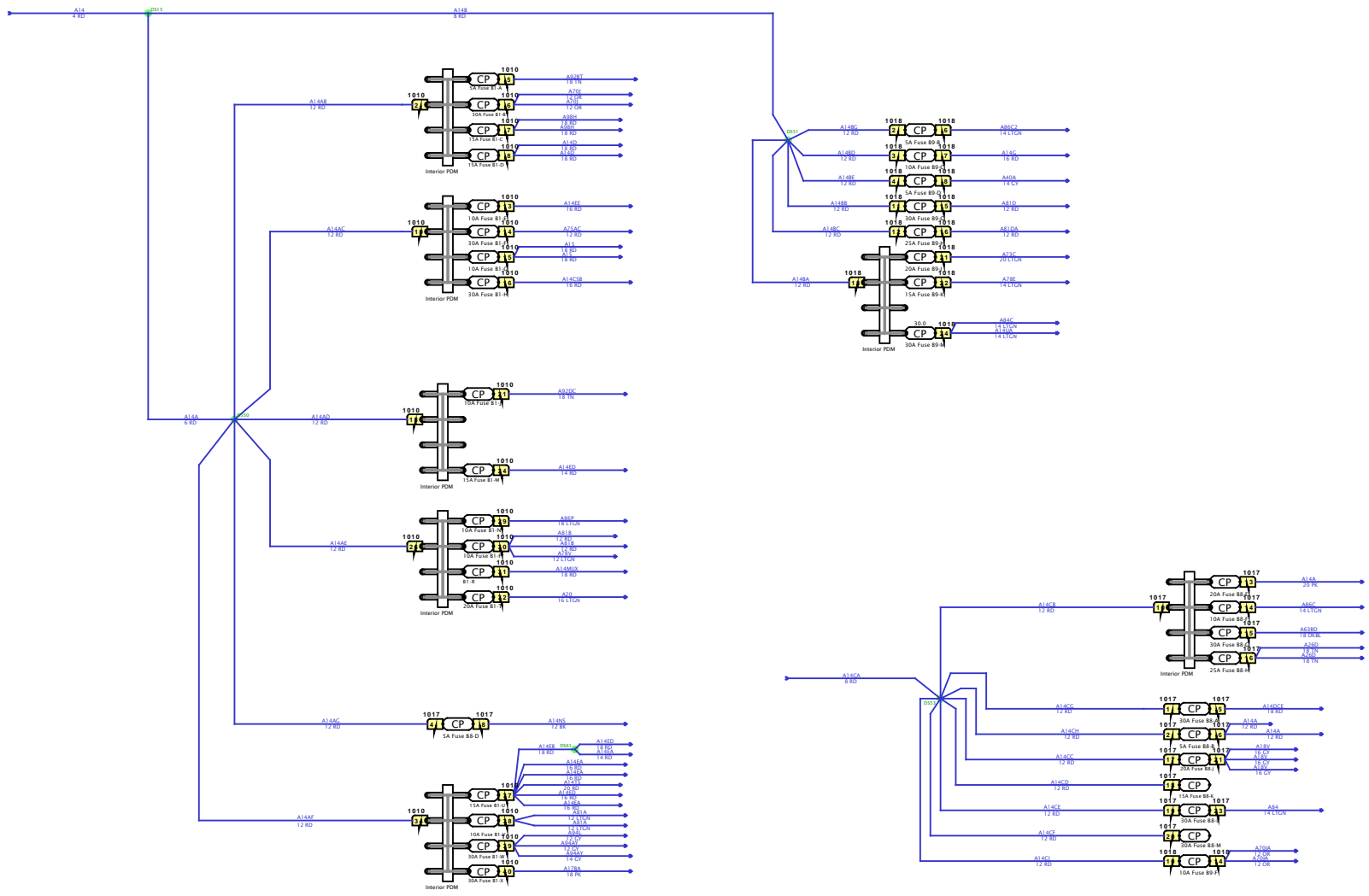
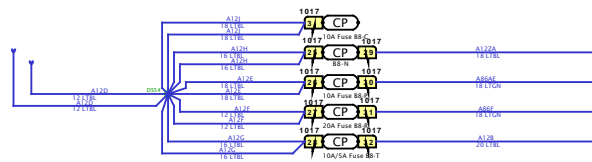


Diagram 1

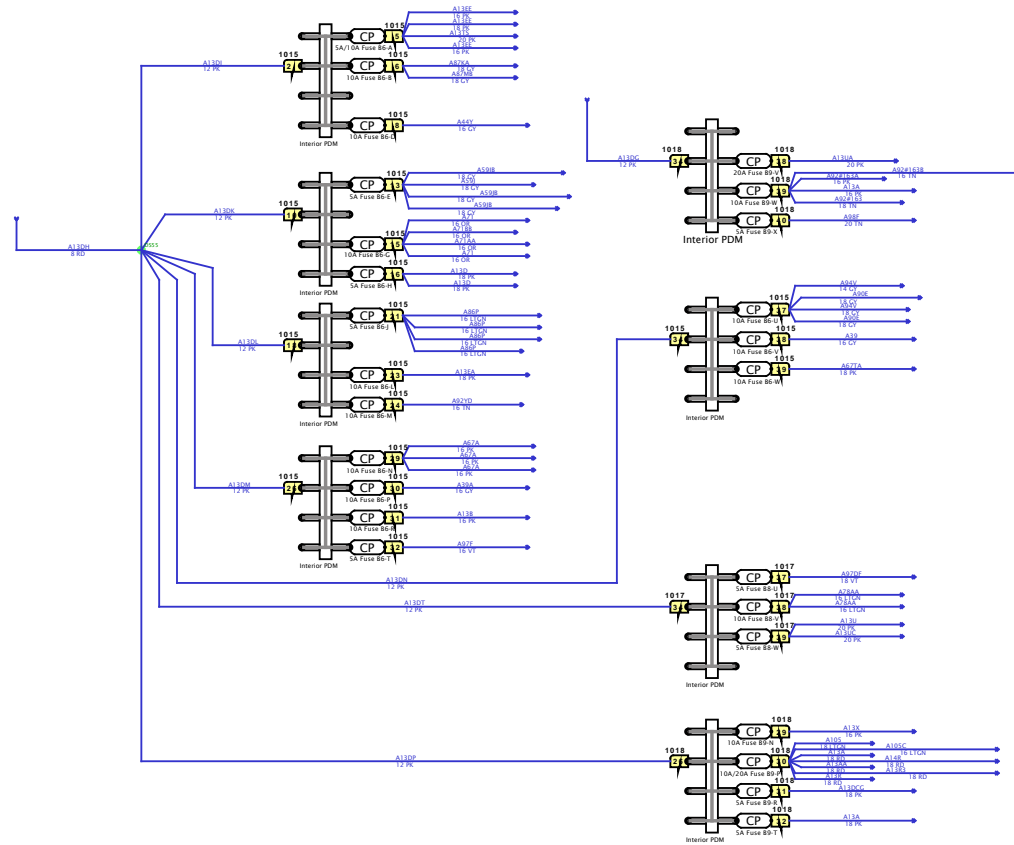


DESIGN DESCRIPTION

FEATURE CODES

SOFTWARE FEATURE CODES





DESIGN DESCRIPTION

FEATURE CODES

SOFTWARE FEATURE CODES



Diagram1



DESIGN DESCRIPTION

FEATURE CODES

SOFTWARE FEATURE CODES



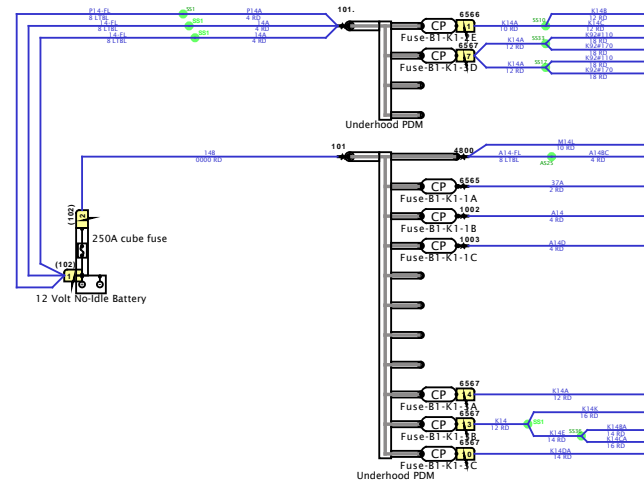



Diagram1

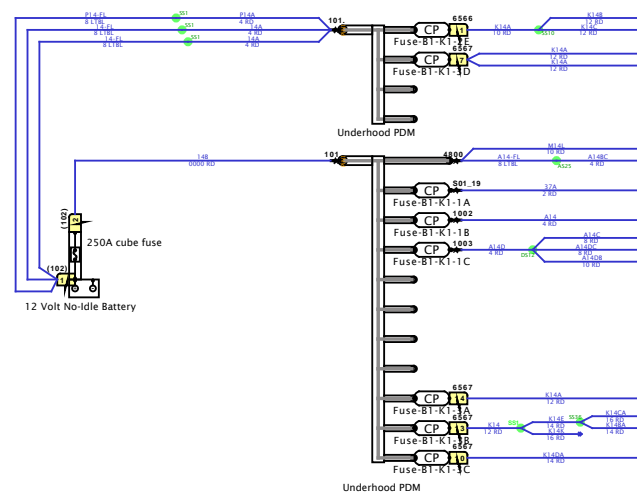


DESIGN DESCRIPTION

FEATURE CODES

SOFTWARE FEATURE CODES



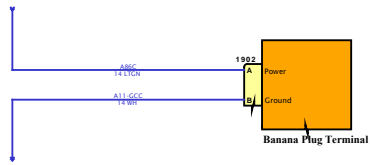


Note:
 For Star Customers: DX engine requires either 0003-00-05 (single 150A mega fuse) or 0003-00-06 (dual 150A mega fuse). Nonstar SCZ engine unit 0003-00-04 (underhood pdm).

Diagram1

DESIGN DESCRIPTION

FEATURE CODES



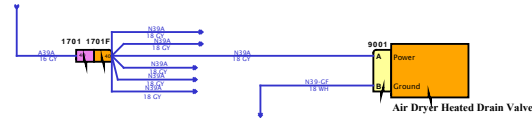
SOFTWARE FEATURE CODES

NASTAR
SOURCE OF EXCELLENCE

Diagram1-Combination1

DESIGN DESCRIPTION

FEATURE CODES

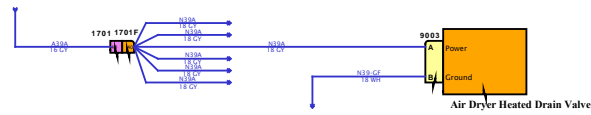


SOFTWARE FEATURE CODES



DESIGN DESCRIPTION

FEATURE CODES



SOFTWARE FEATURE CODES



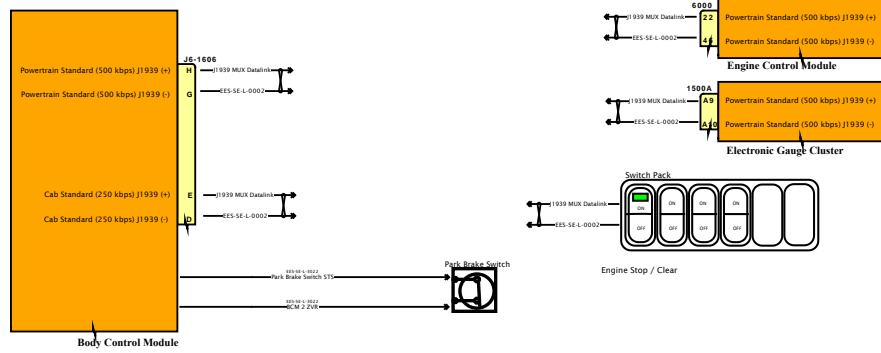
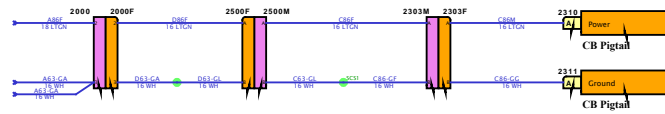


Diagram1

DESIGN DESCRIPTION

FEATURE CODES



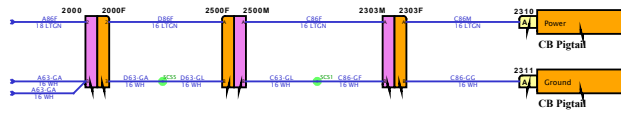
SOFTWARE FEATURE CODES



Diagram1

DESIGN DESCRIPTION

FEATURE CODES



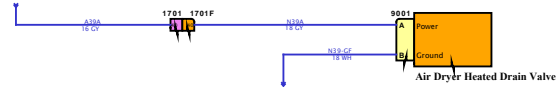
SOFTWARE FEATURE CODES



Diagram1-Combination1

DESIGN DESCRIPTION

FEATURE CODES

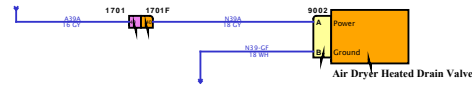


SOFTWARE FEATURE CODES



DESIGN DESCRIPTION

FEATURE CODES

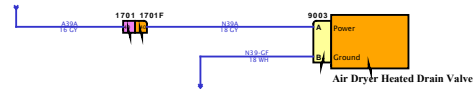


SOFTWARE FEATURE CODES



DESIGN DESCRIPTION

FEATURE CODES

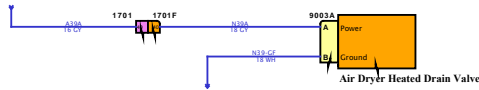


SOFTWARE FEATURE CODES



DESIGN DESCRIPTION

FEATURE CODES



SOFTWARE FEATURE CODES



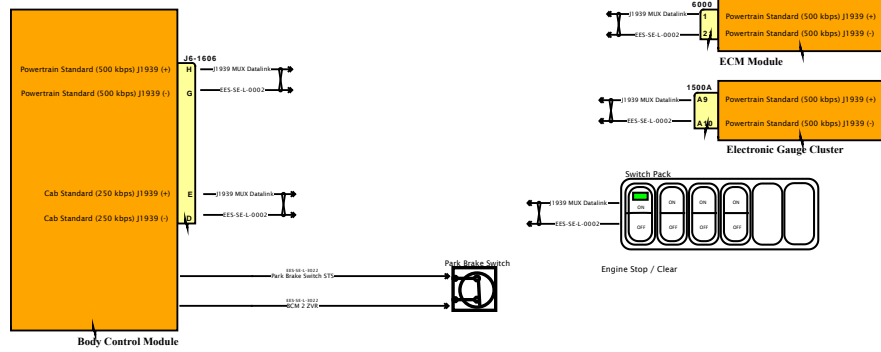
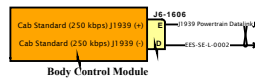


Diagram1



DESIGN DESCRIPTION

FEATURE CODES

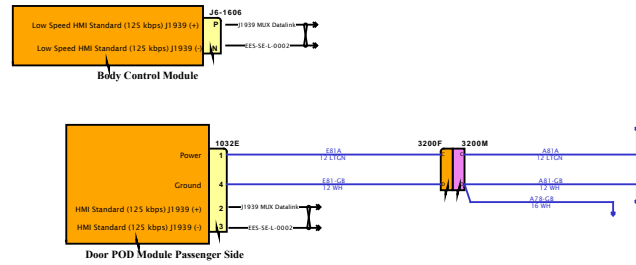
SOFTWARE FEATURE CODES



Diagram1

DESIGN DESCRIPTION

FEATURE CODES



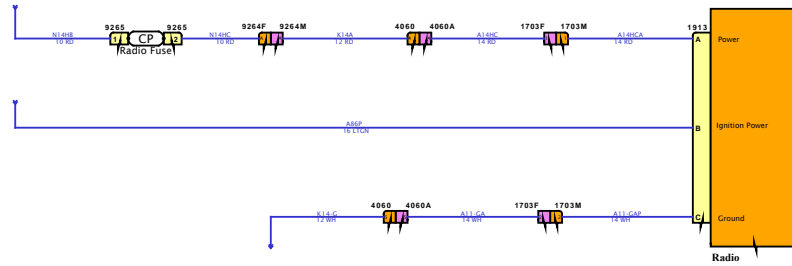
SOFTWARE FEATURE CODES



Diagram1-Combination1

DESIGN DESCRIPTION

FEATURE CODES



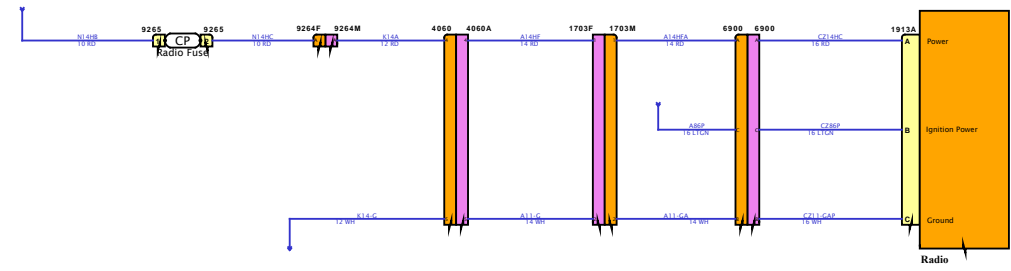
SOFTWARE FEATURE CODES



Diagram1-Combination2

DESIGN DESCRIPTION

FEATURE CODES



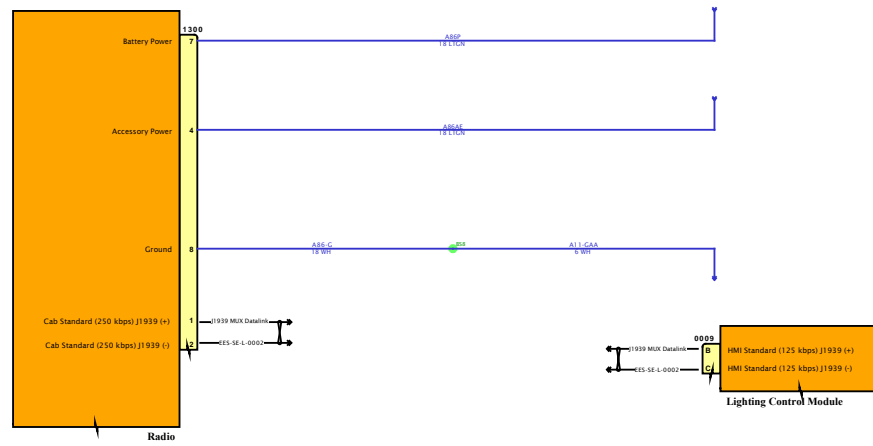
SOFTWARE FEATURE CODES



Diagram1

DESIGN DESCRIPTION

FEATURE CODES



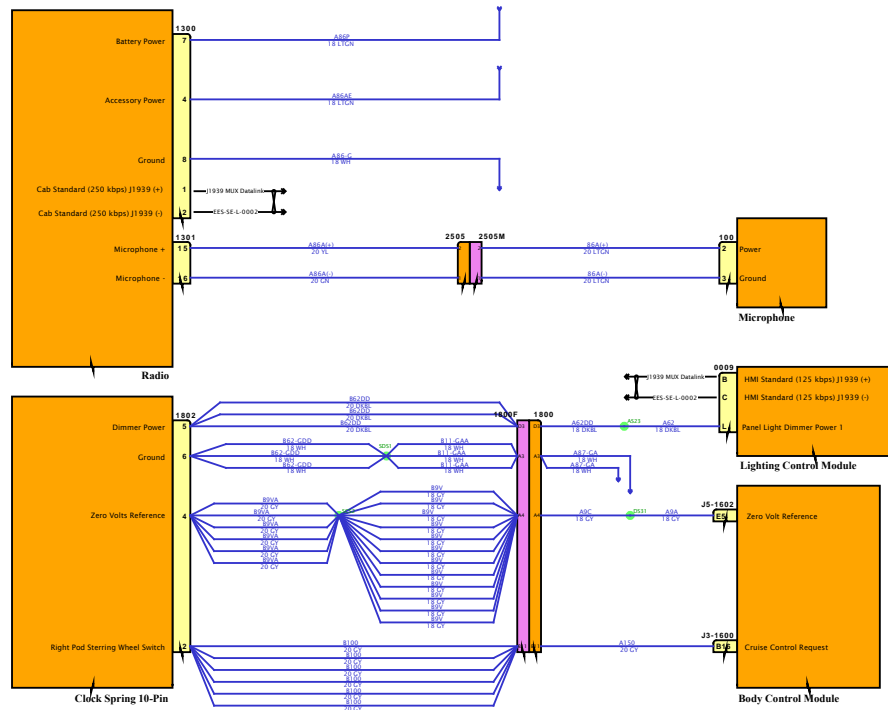
SOFTWARE FEATURE CODES



Diagram1-Combination1

DESIGN DESCRIPTION

FEATURE CODES



SOFTWARE FEATURE CODES



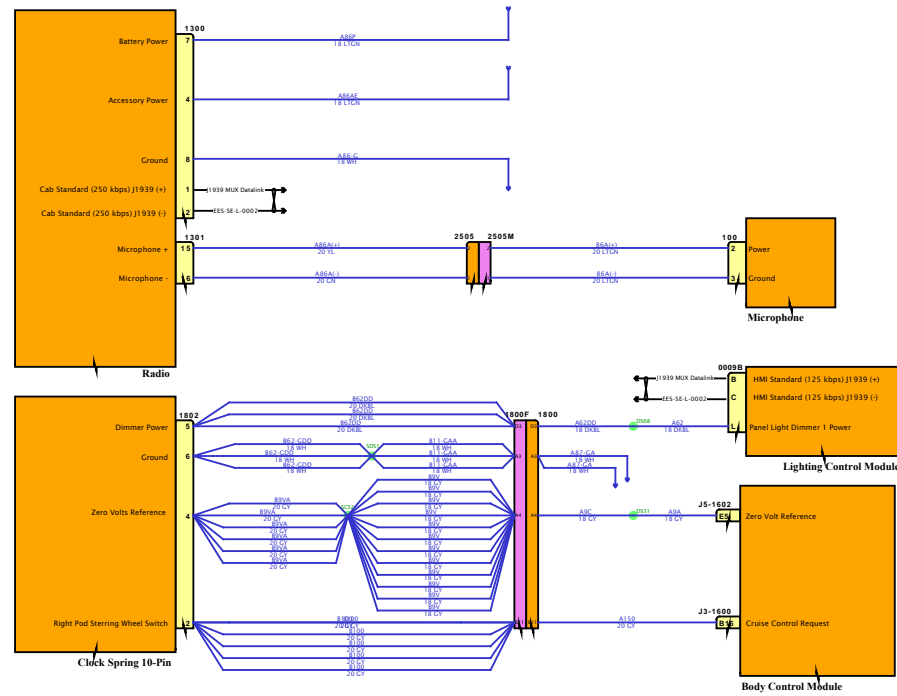
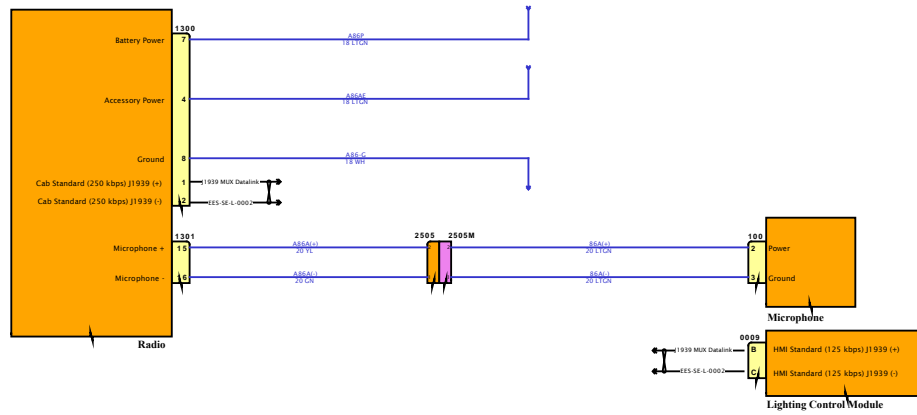


Diagram1

DESIGN DESCRIPTION

FEATURE CODES



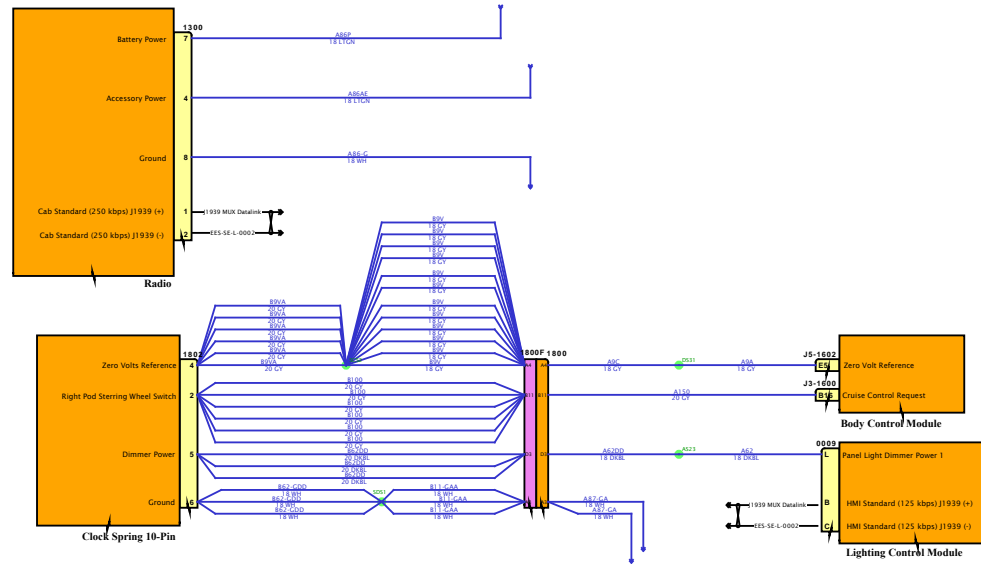
SOFTWARE FEATURE CODES



Diagram1-Combination1

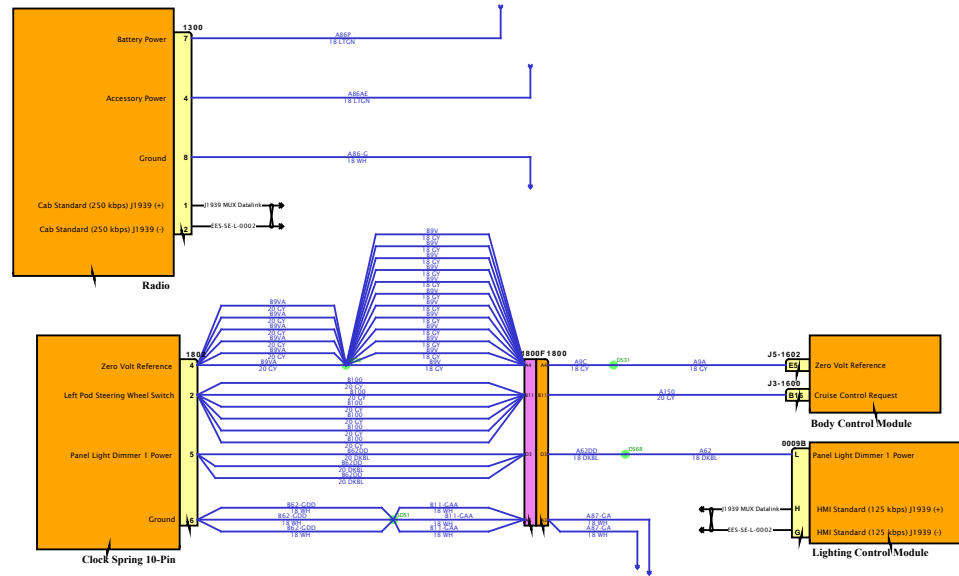
DESIGN DESCRIPTION

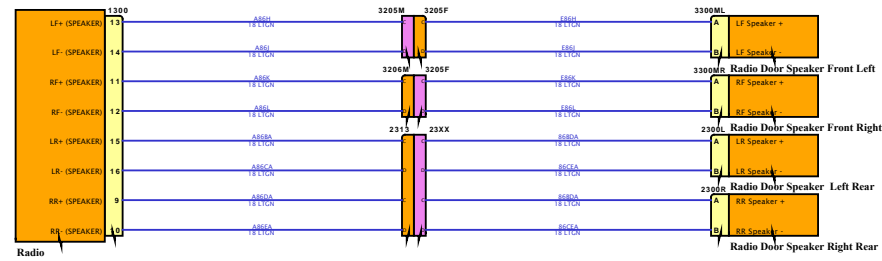
FEATURE CODES



SOFTWARE FEATURE CODES







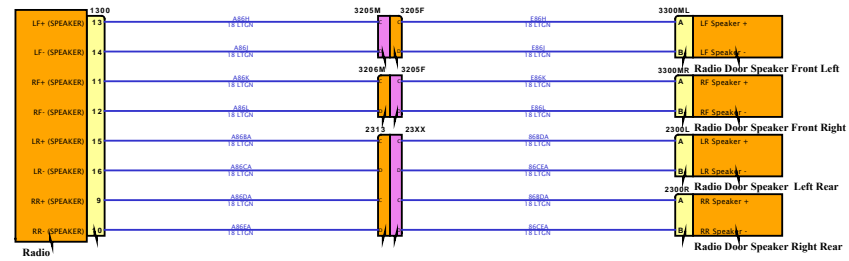
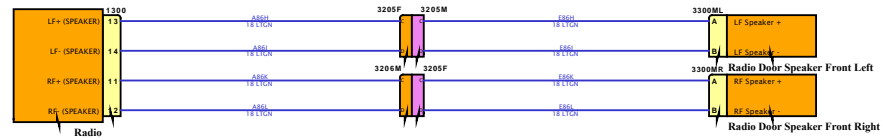


Diagram1

DESIGN DESCRIPTION

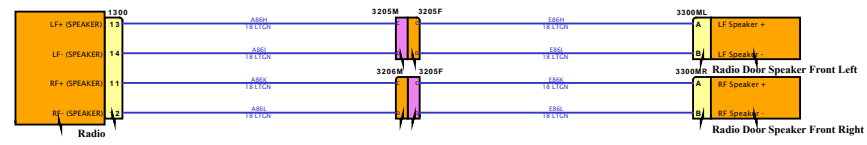
FEATURE CODES



SOFTWARE FEATURE CODES



Diagram1



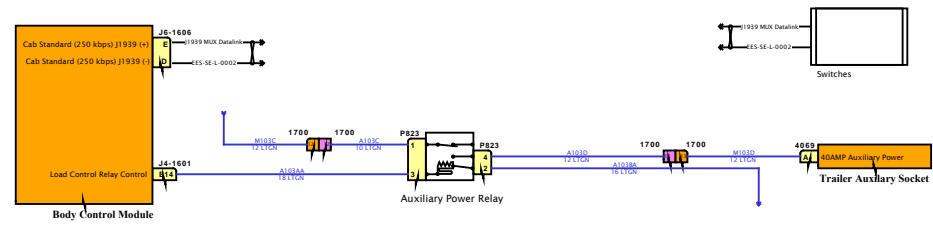
DESIGN DESCRIPTION

FEATURE CODES

SOFTWARE FEATURE CODES



Diagram1



DESIGN DESCRIPTION

FEATURE CODES

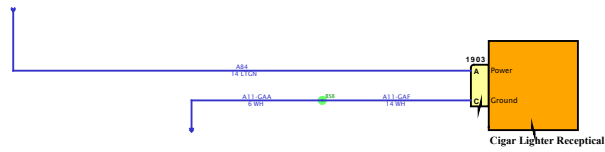
SOFTWARE FEATURE CODES



Diagram1

DESIGN DESCRIPTION

FEATURE CODES



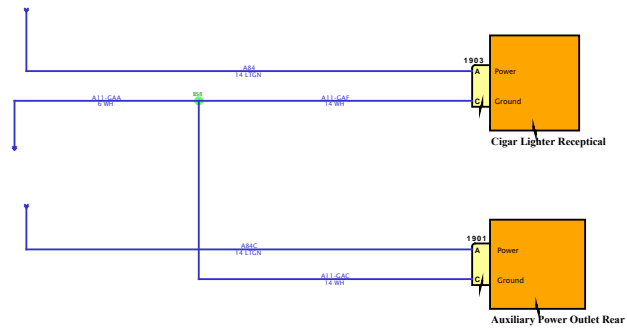
SOFTWARE FEATURE CODES



Diagram1-Combination1

DESIGN DESCRIPTION

FEATURE CODES



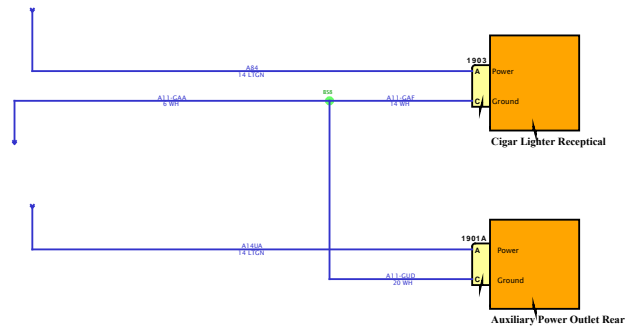
SOFTWARE FEATURE CODES



Diagram1-Combination2

DESIGN DESCRIPTION

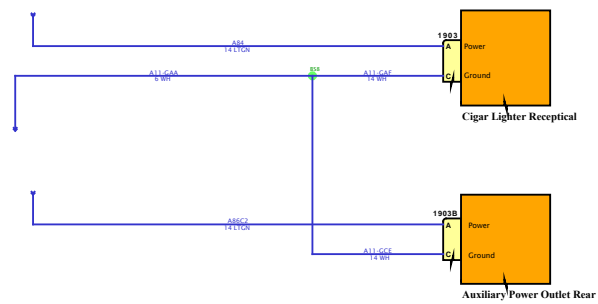
FEATURE CODES



SOFTWARE FEATURE CODES



Diagram1-Combination3



DESIGN DESCRIPTION

FEATURE CODES

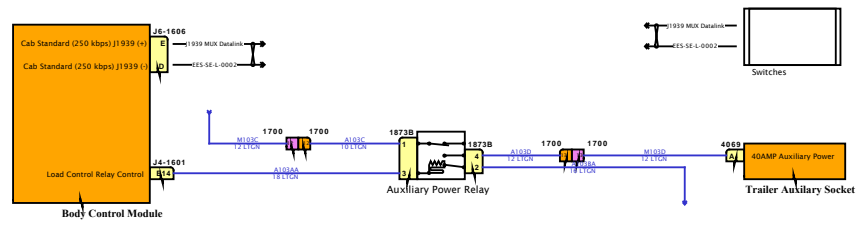
SOFTWARE FEATURE CODES



Diagram1

DESIGN DESCRIPTION

FEATURE CODES



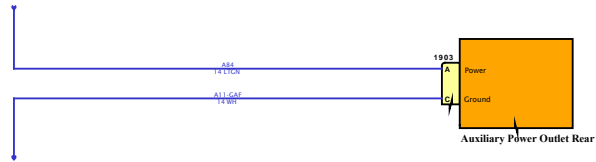
SOFTWARE FEATURE CODES



Diagram1

DESIGN DESCRIPTION

FEATURE CODES



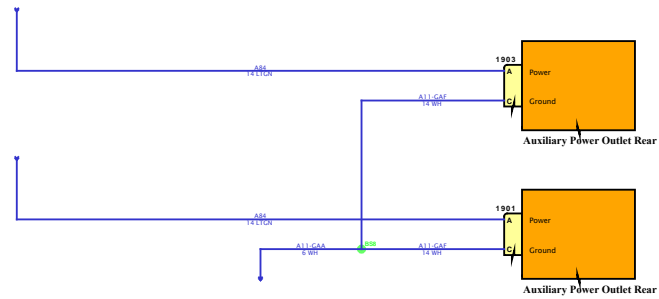
SOFTWARE FEATURE CODES



Diagram1-Combination1

DESIGN DESCRIPTION

FEATURE CODES



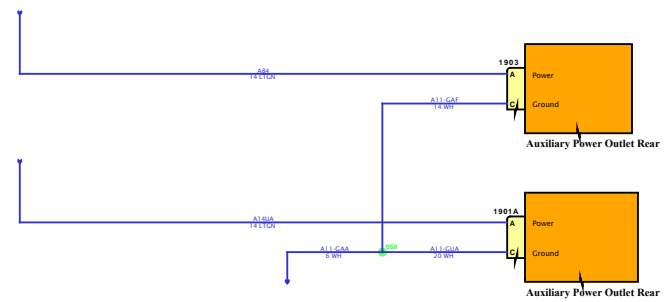
SOFTWARE FEATURE CODES



Diagram1-Combination2

DESIGN DESCRIPTION

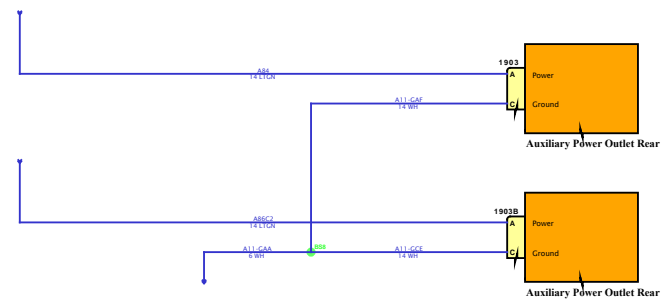
FEATURE CODES



SOFTWARE FEATURE CODES



Diagram1-Combination3



DESIGN DESCRIPTION

FEATURE CODES

SOFTWARE FEATURE CODES

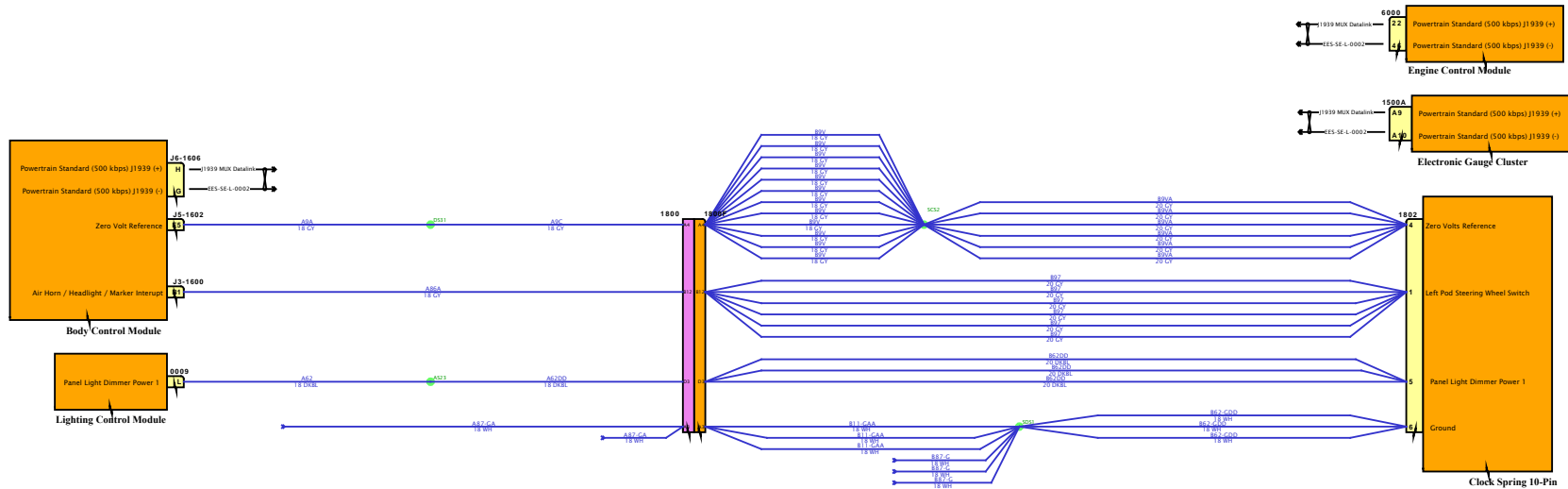


Diagram1-Combination1

DESIGN DESCRIPTION

FEATURE CODES

SOFTWARE FEATURE CODES



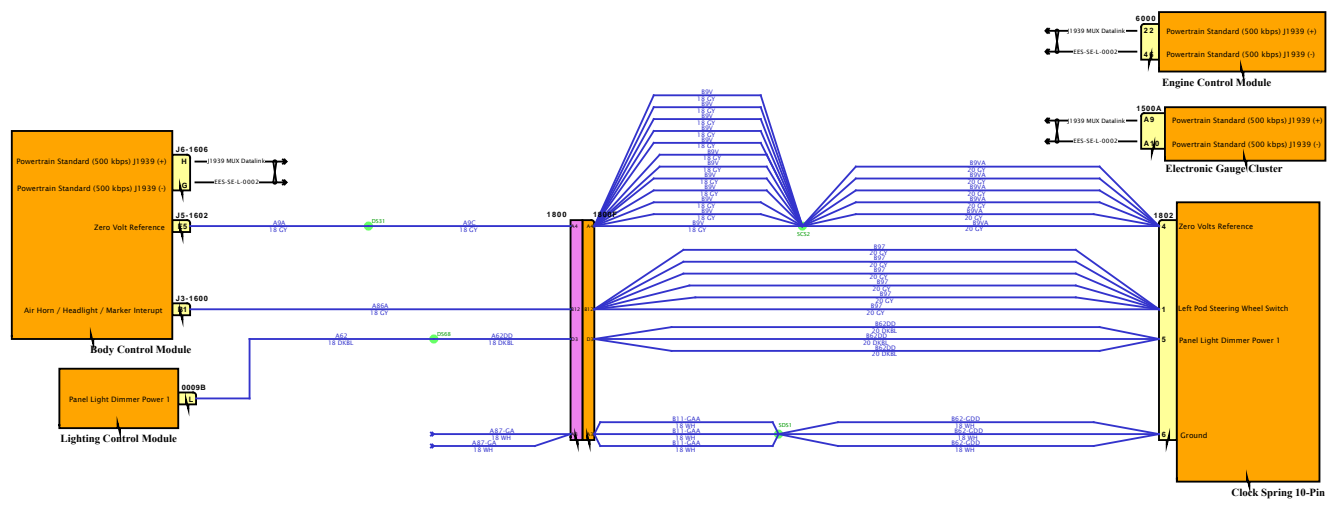
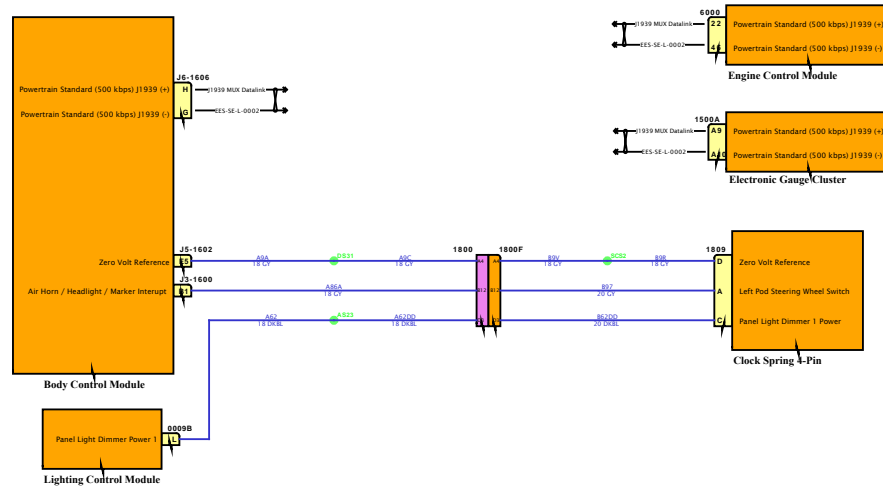


Diagram1-Combination1

DESIGN DESCRIPTION

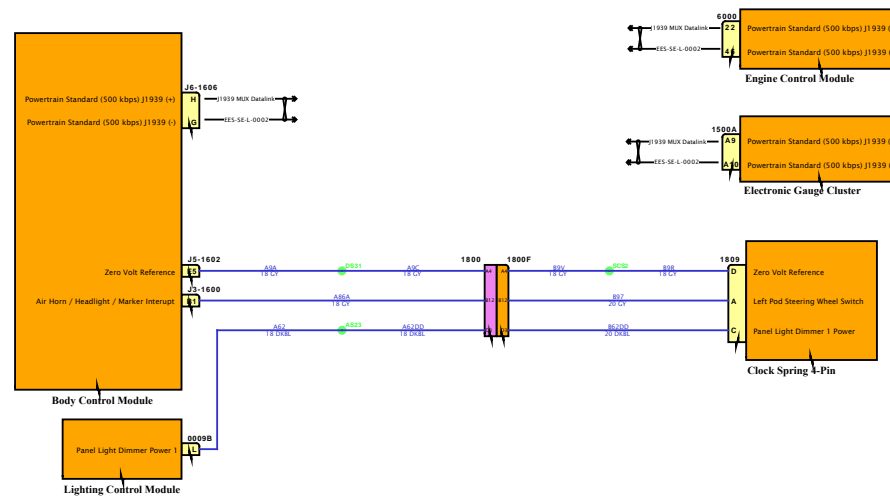
FEATURE CODES



SOFTWARE FEATURE CODES



Diagram1-Combination2



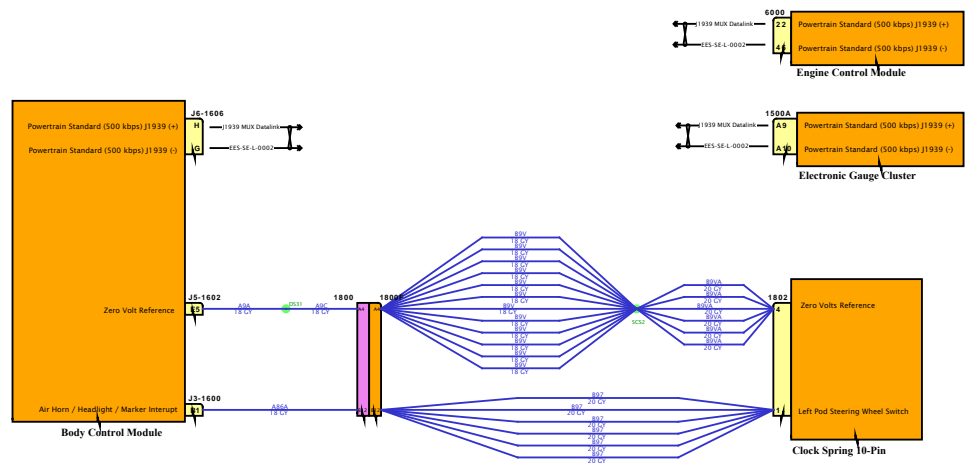
DESIGN DESCRIPTION

FEATURE CODES

SOFTWARE FEATURE CODES



Diagram1



DESIGN DESCRIPTION

FEATURE CODES

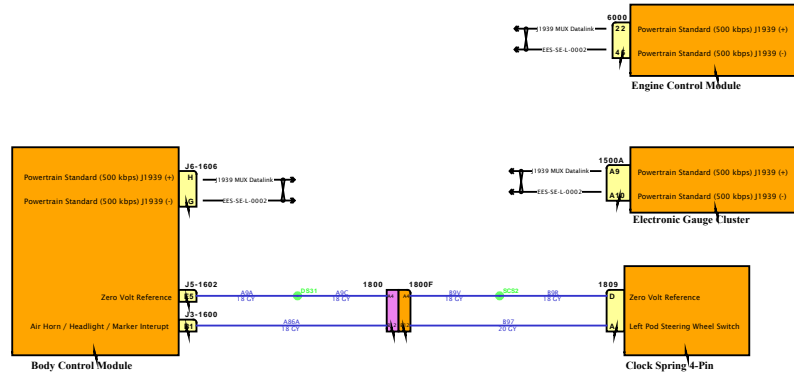
SOFTWARE FEATURE CODES



Diagram1

DESIGN DESCRIPTION

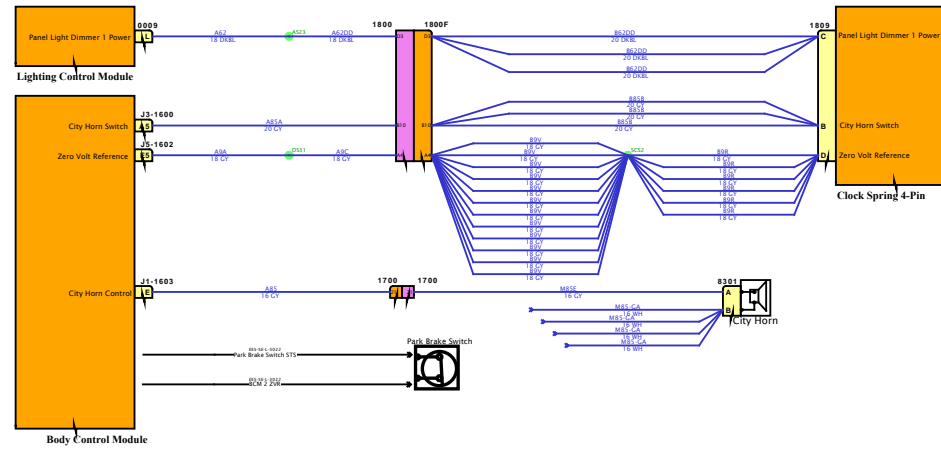
FEATURE CODES



SOFTWARE FEATURE CODES



Diagram1-Combination1

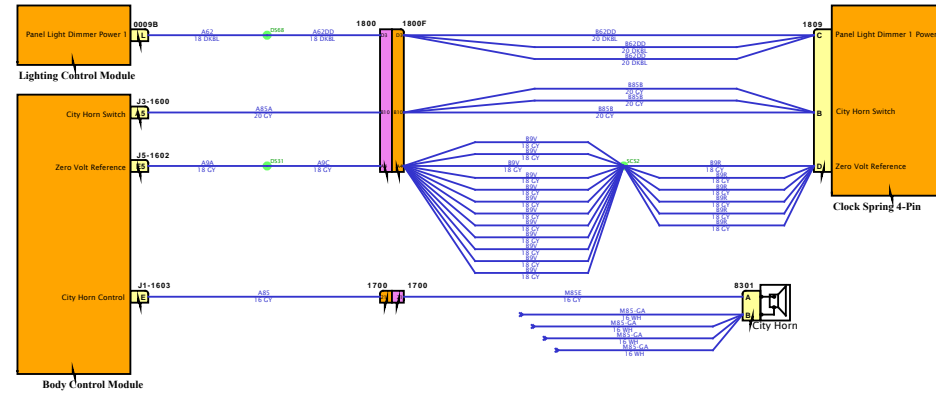


DESIGN DESCRIPTION

FEATURE CODES

SOFTWARE FEATURE CODES





Note that current and future horns will use only disc style horns. This means that we can use the same logic for single and dual horn setups. The connection to the horn is exactly the same for both setups.

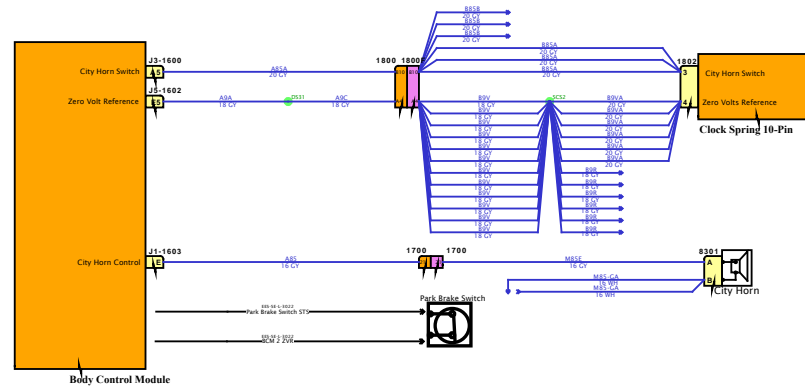


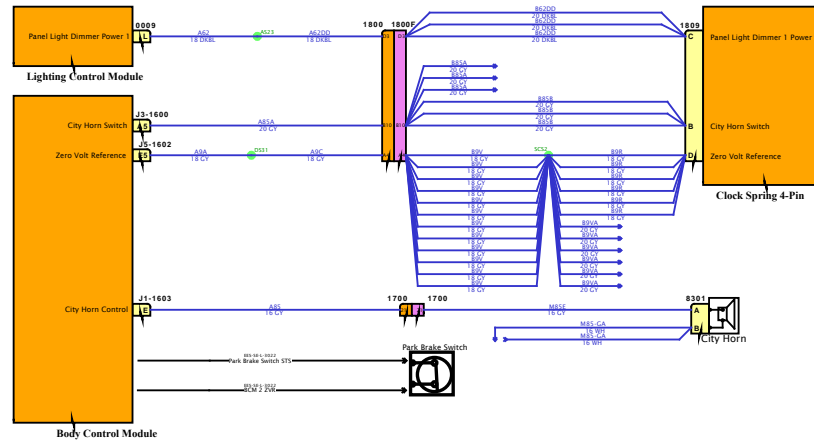
Diagram1-Combination1

DESIGN DESCRIPTION

FEATURE CODES

Note that current and future horns will use only disc style horns. This means that we can use the same logic for single and dual horn setups. The connection to the horn is exactly the same for both setups.

Since this is deluxe trim, it applies to both ProStar and MD models



SOFTWARE FEATURE CODES



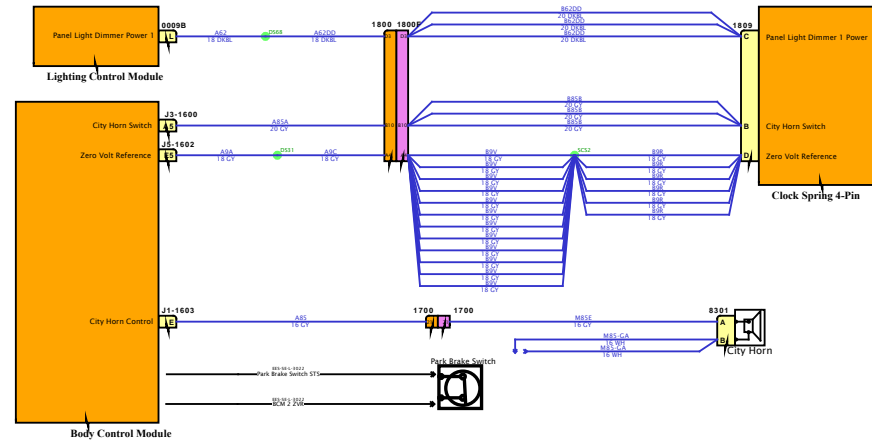
Diagram1-Combination2

DESIGN DESCRIPTION

FEATURE CODES

Note that current and future horns will use only disc style horns. This means that we can use the same logic for single and dual horn setups. The connection to the horn is exactly the same for both setups.

Since this is deluxe trim, it applies to both ProStar and MD models

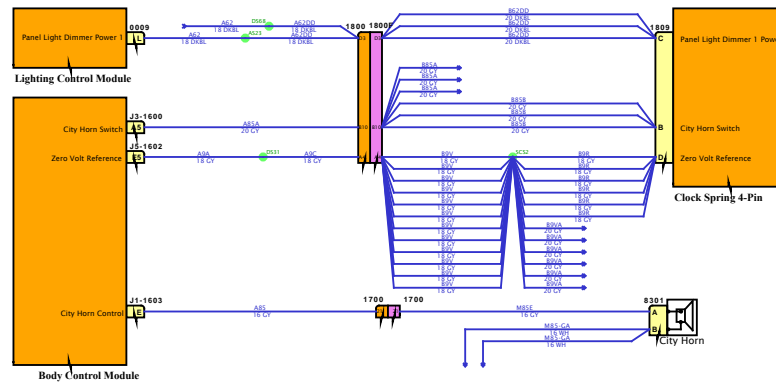


SOFTWARE FEATURE CODES



Note that current and future horns will use only disc style horns. This means that we can use the same logic for single and dual horn setups. The connection to the horn is exactly the same for both setups.

Since this is deluxe trim, it applies to both ProStar and MD models



Note that current and future horns will use only disc style horns. This means that we can use the same logic for single and dual horn setups. The connection to the horn is exactly the same for both setups.

Since this is deluxe trim, it applies to both ProStar and MD models

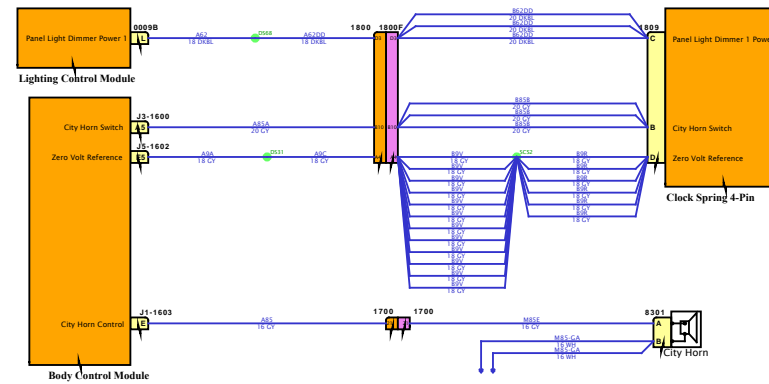
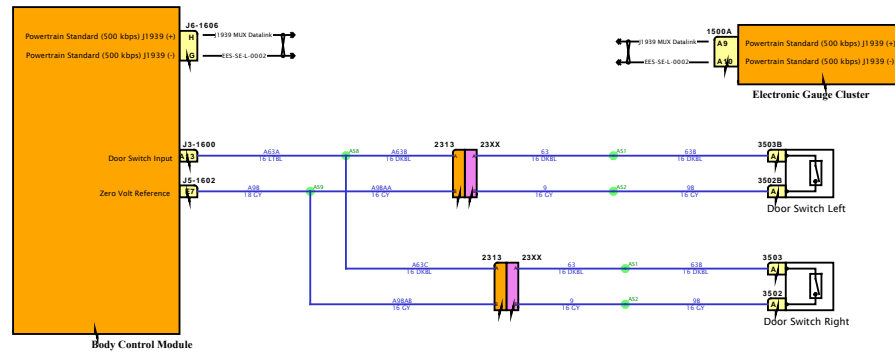


Diagram1

DESIGN DESCRIPTION

FEATURE CODES



SOFTWARE FEATURE CODES



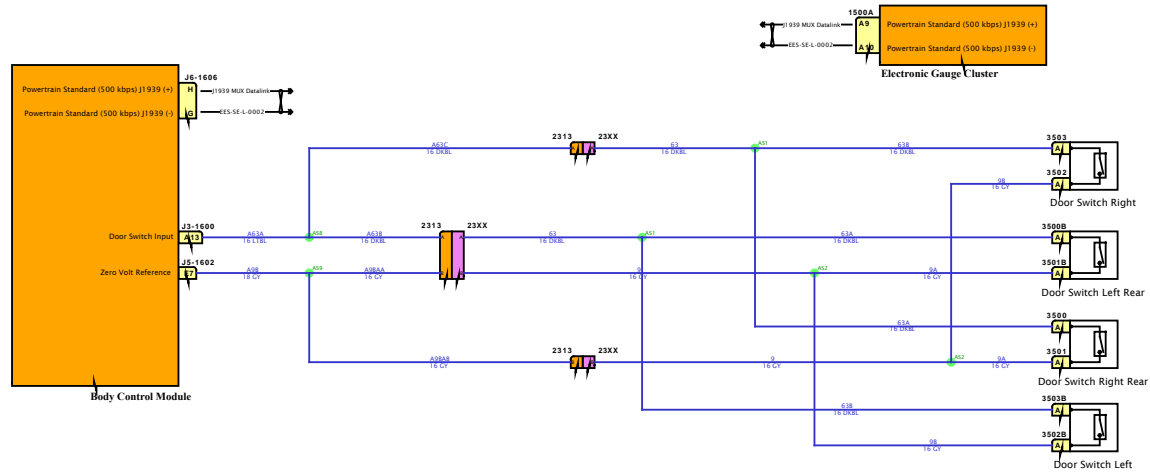
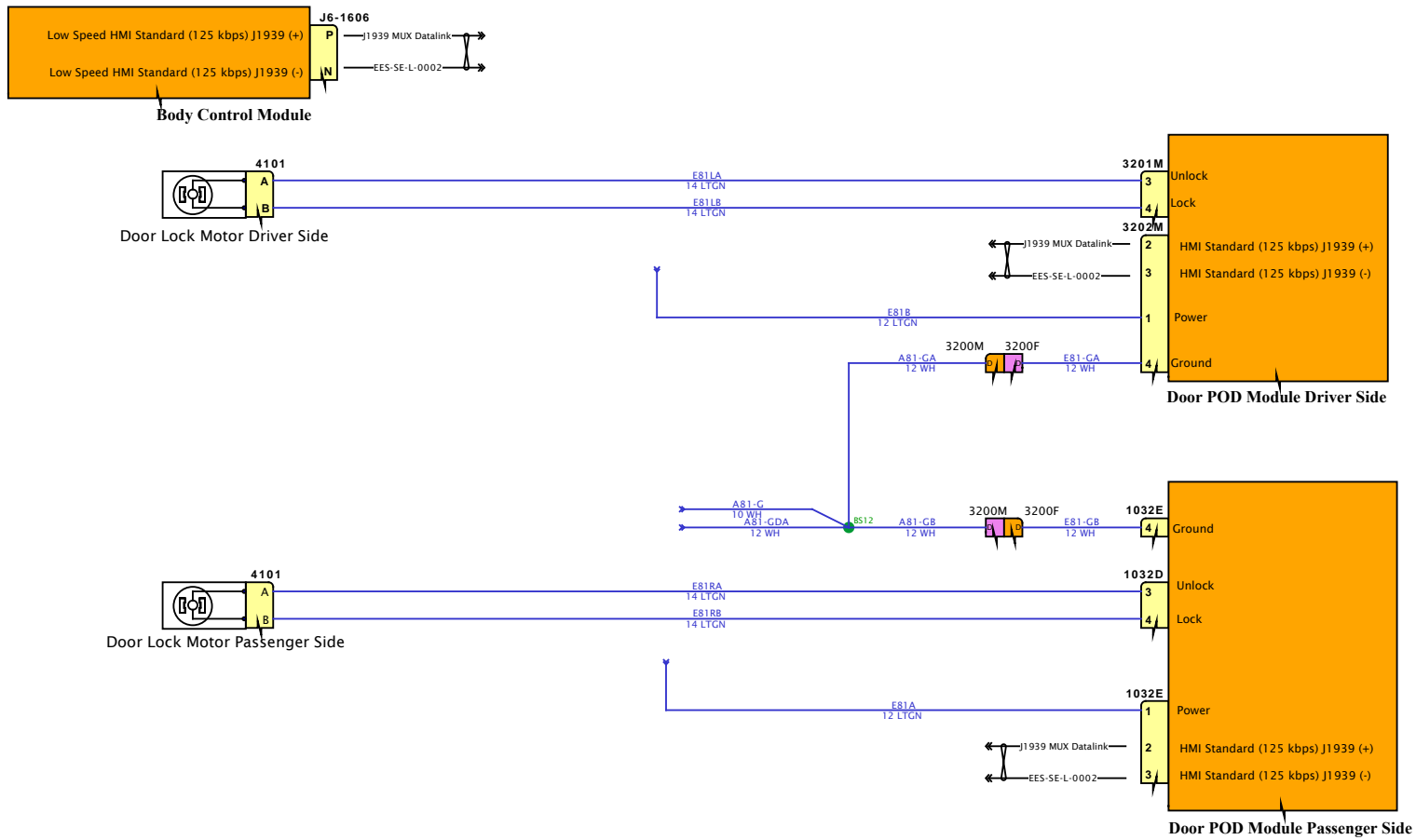


Diagram1



DESIGN DESCRIPTION

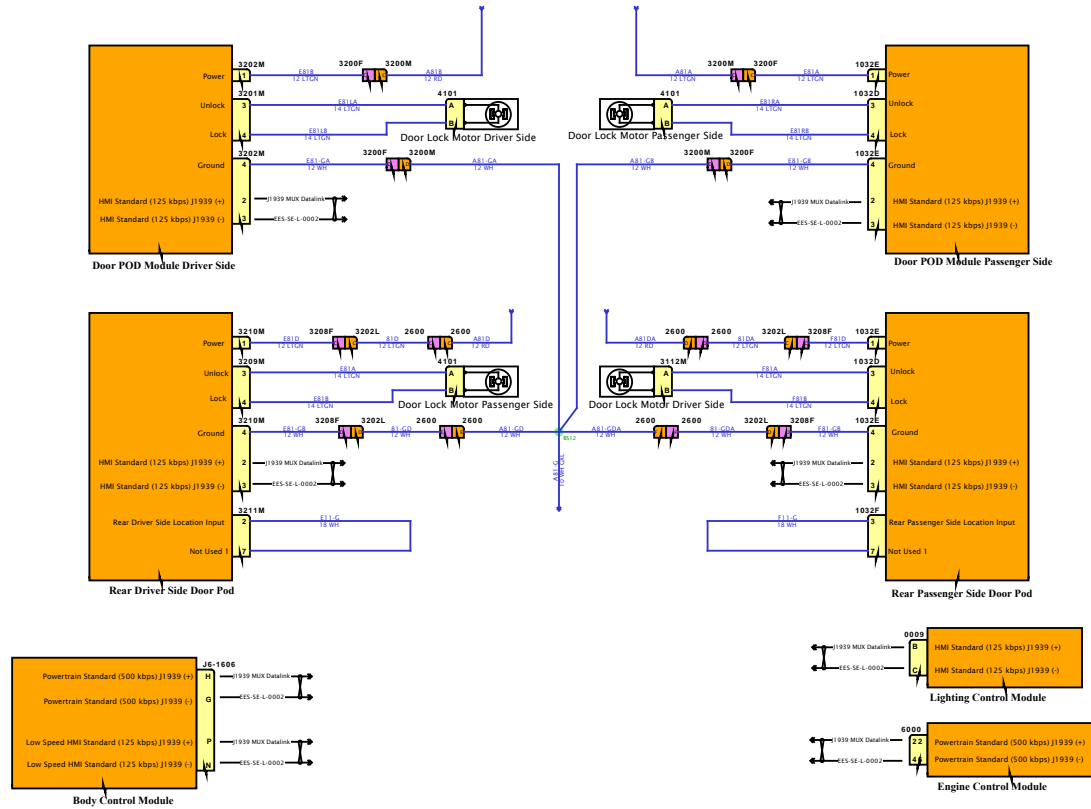
FEATURE CODES

SOFTWARE FEATURE CODES

Diagram1

DESIGN DESCRIPTION

FEATURE CODES



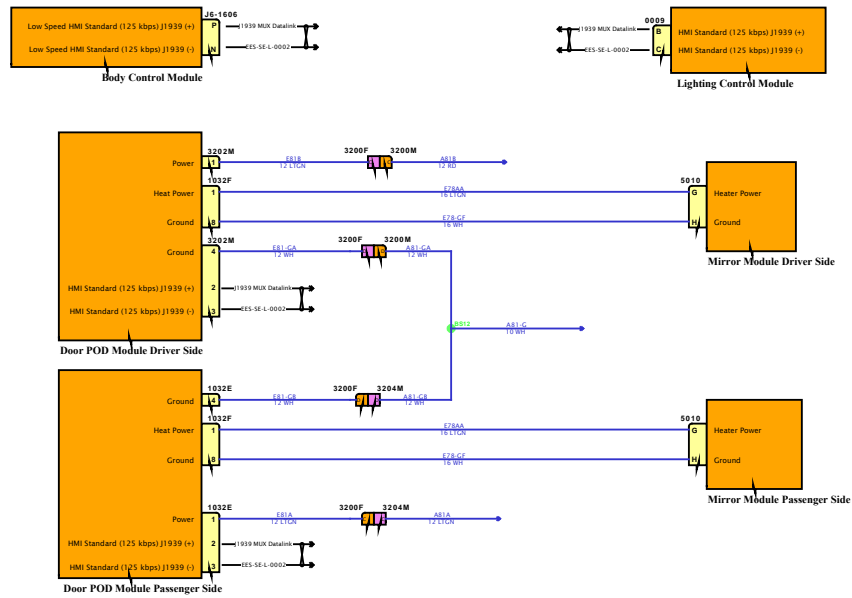
SOFTWARE FEATURE CODES



Diagram1

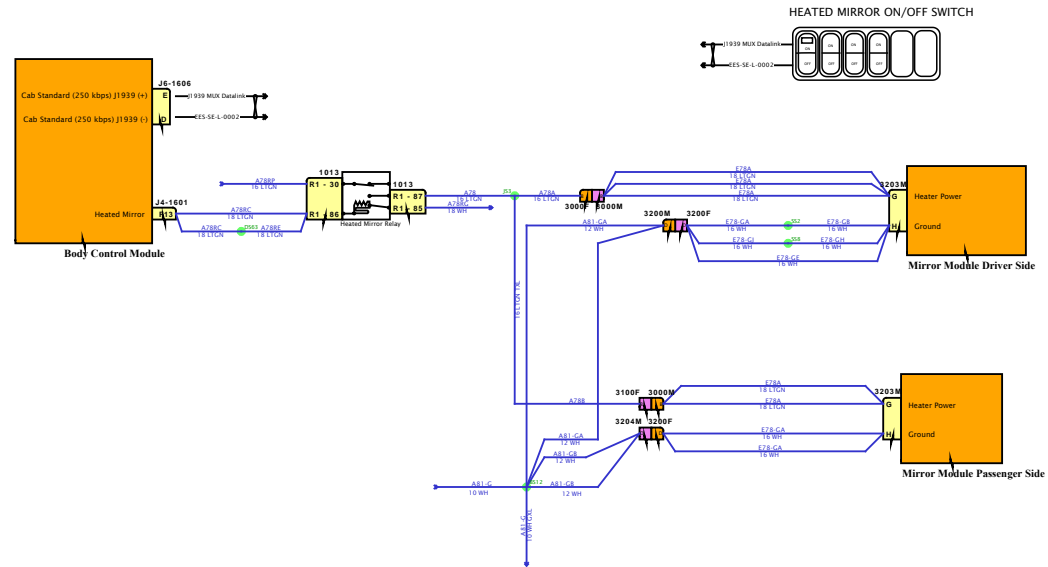
DESIGN DESCRIPTION

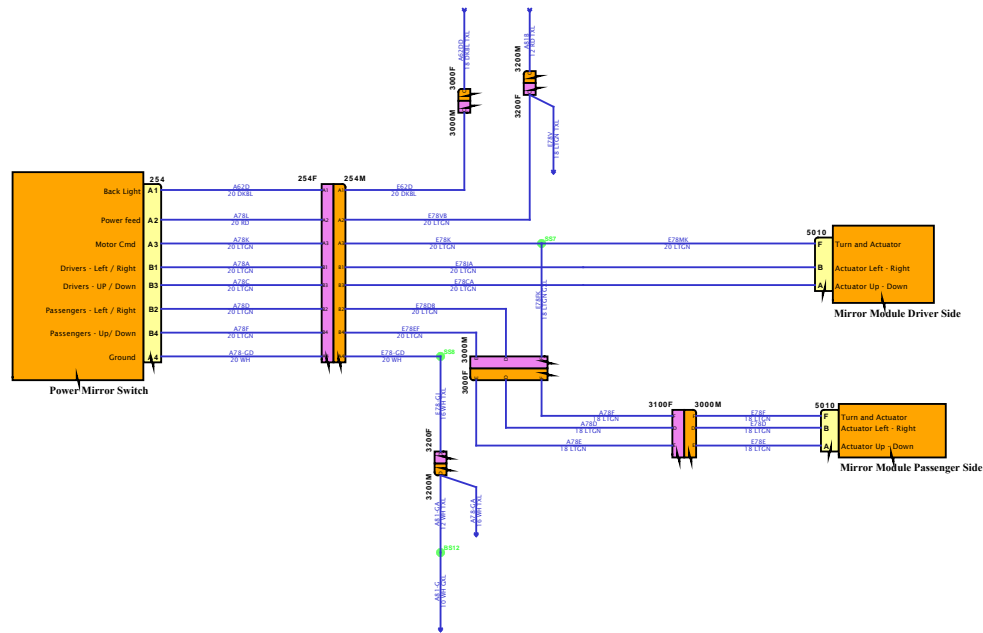
FEATURE CODES



SOFTWARE FEATURE CODES







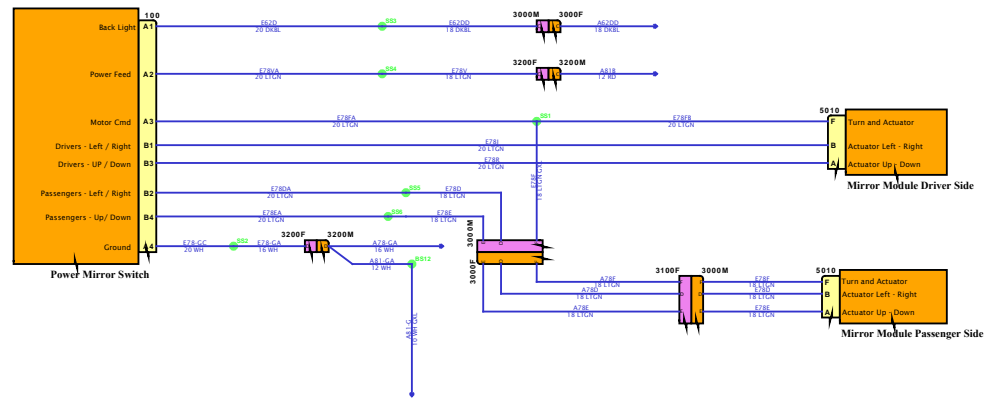
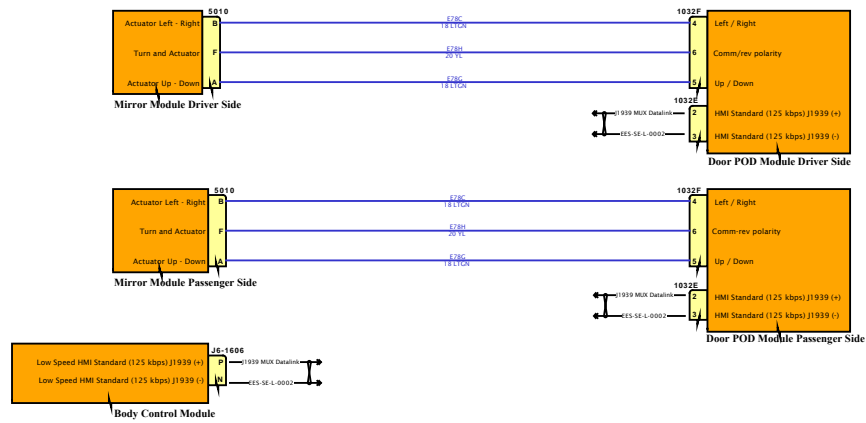


Diagram1

DESIGN DESCRIPTION

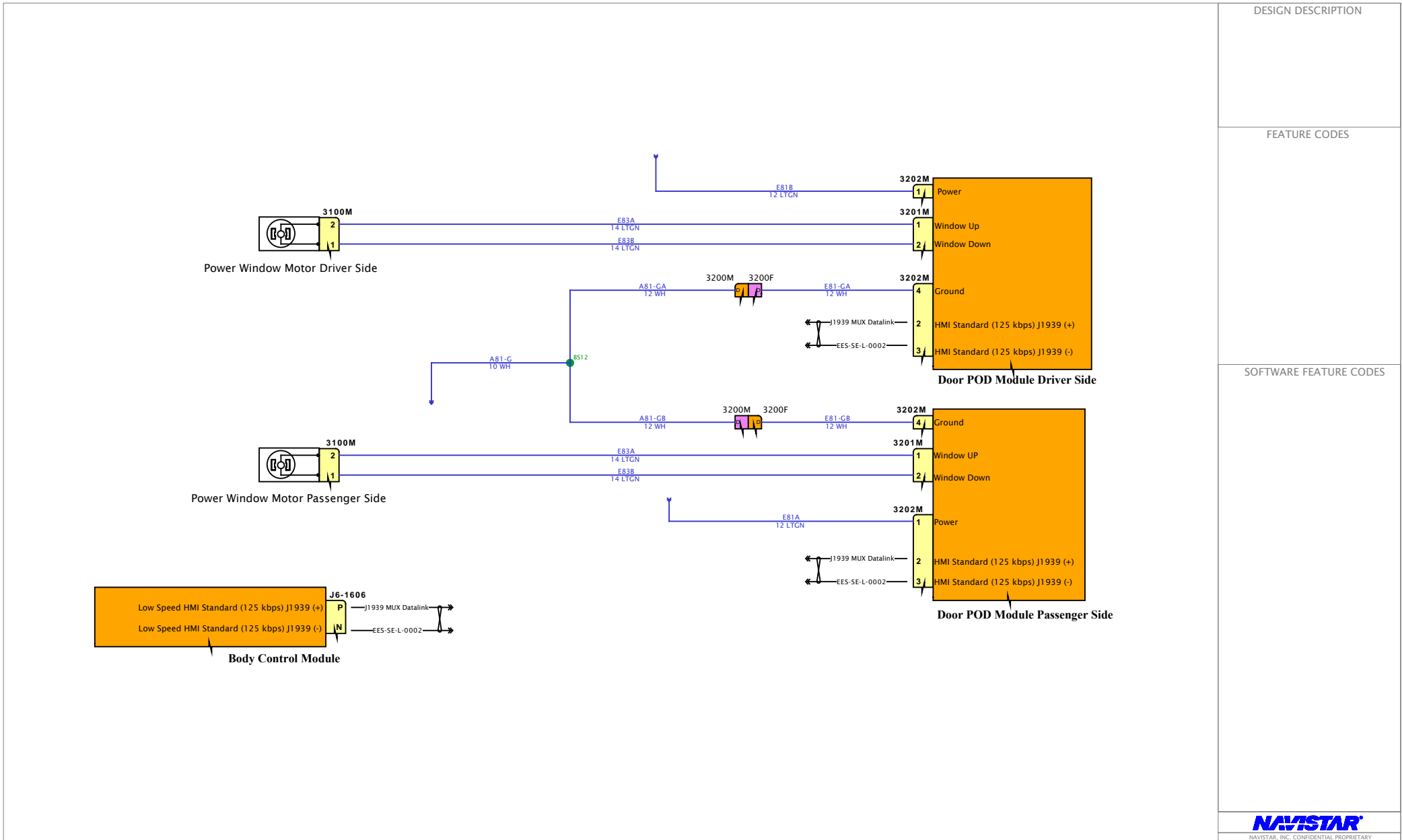
FEATURE CODES



SOFTWARE FEATURE CODES



Diagram1



DESIGN DESCRIPTION

FEATURE CODES

SOFTWARE FEATURE CODES

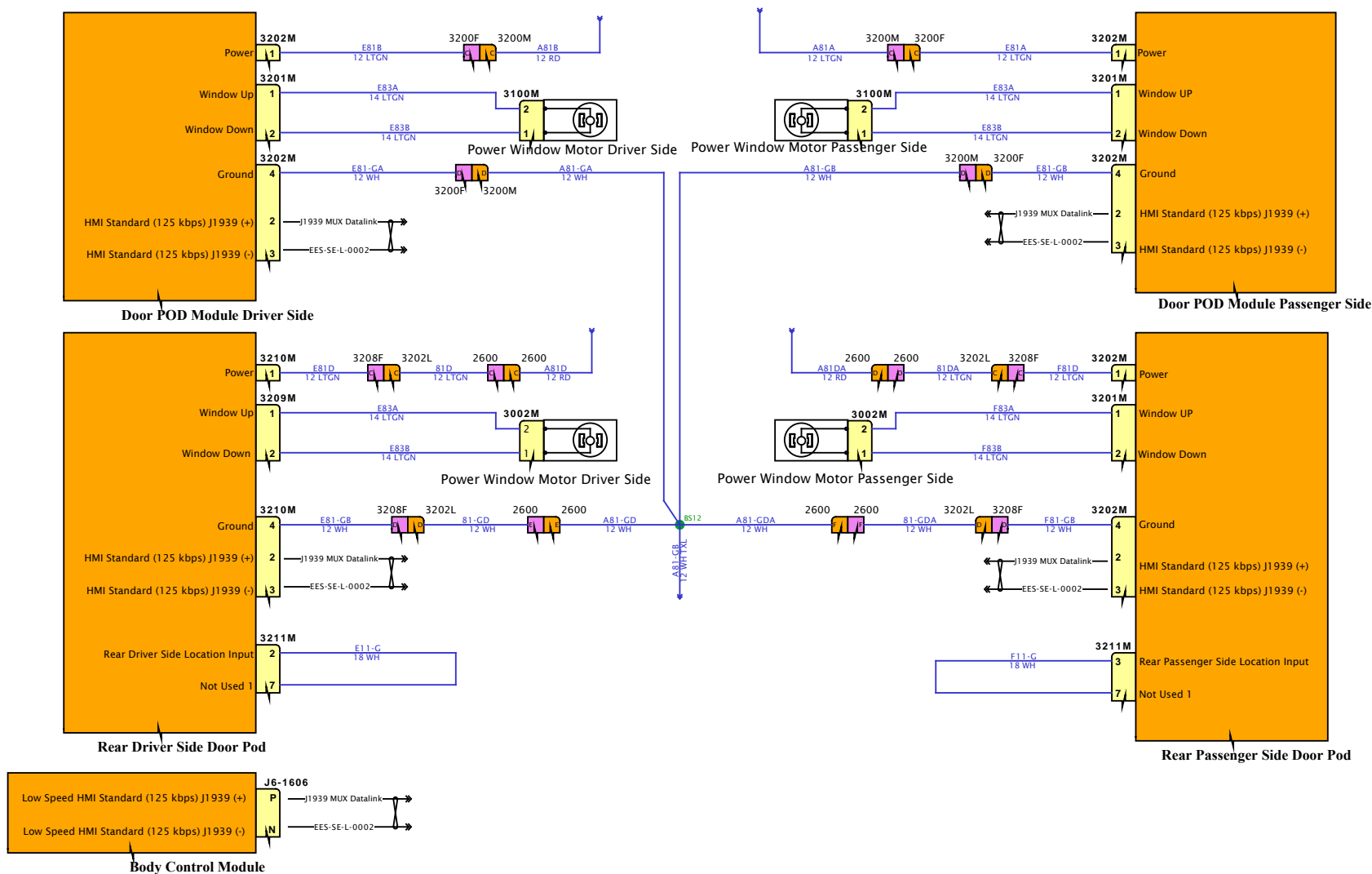
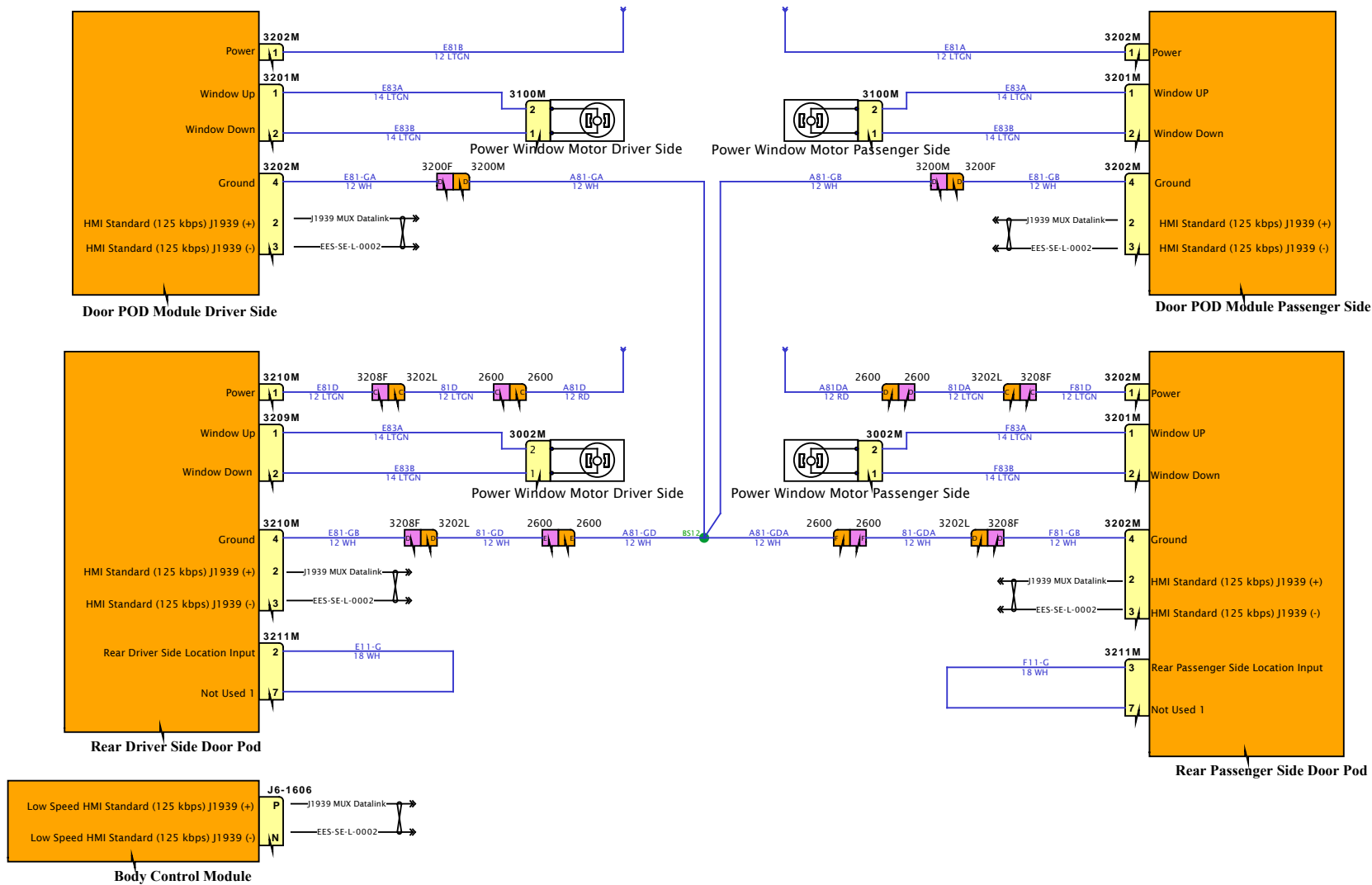


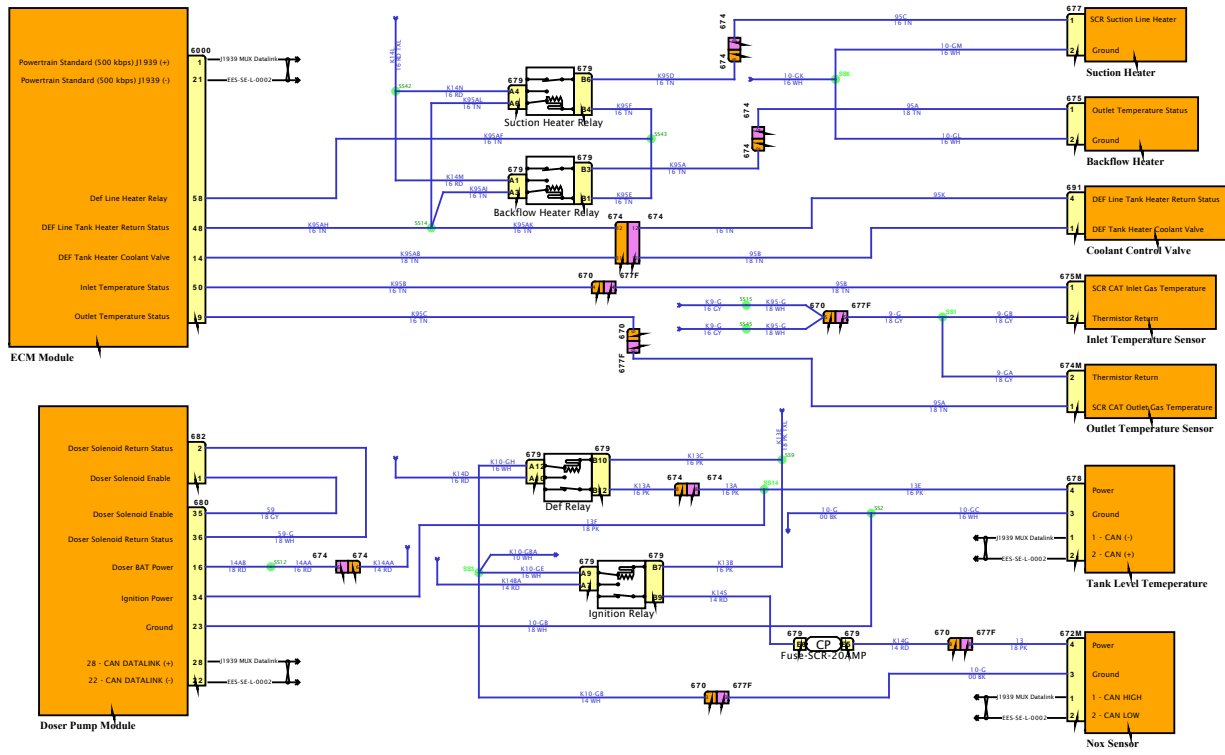
Diagram1

DESIGN DESCRIPTION

FEATURE CODES

SOFTWARE FEATURE CODES





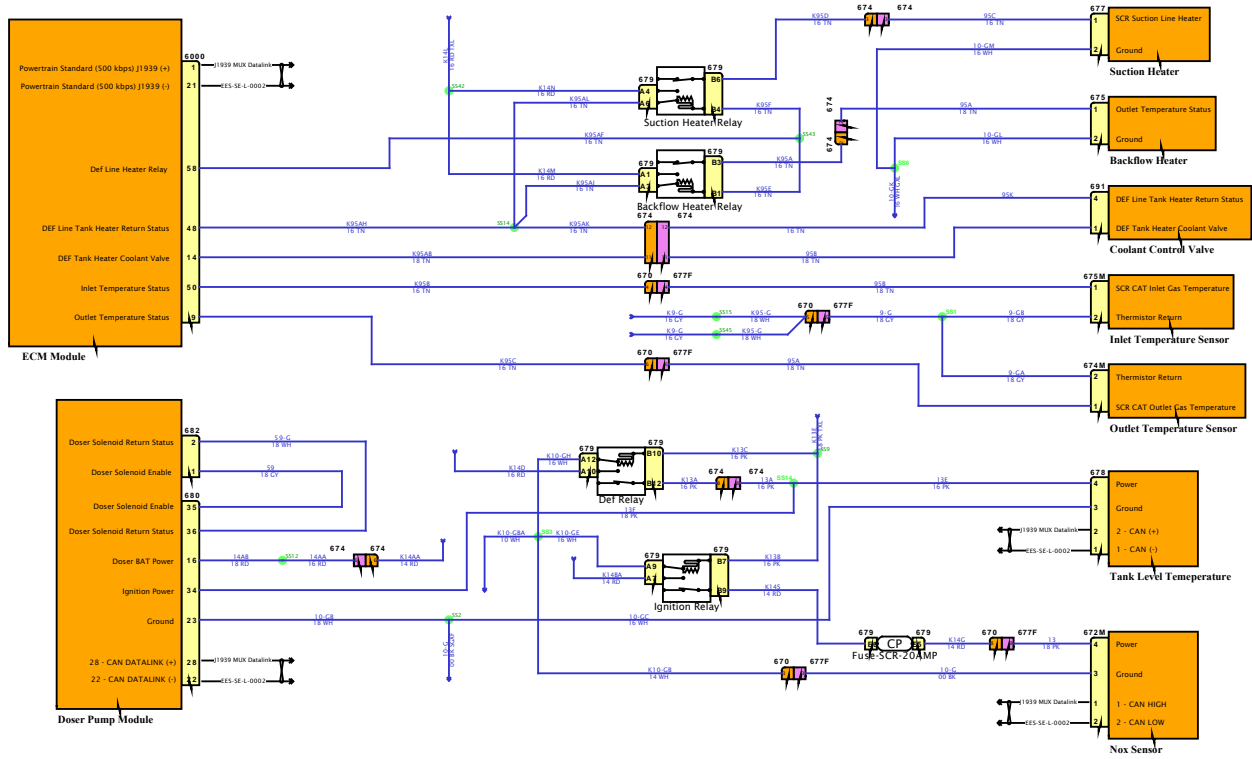
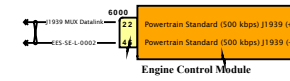
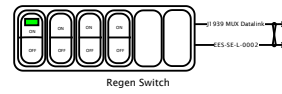
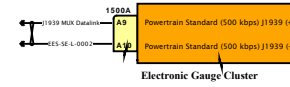
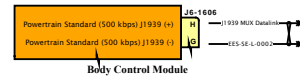


Diagram1

DESIGN DESCRIPTION

FEATURE CODES



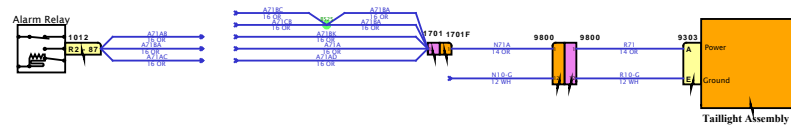
SOFTWARE FEATURE CODES



Diagram1

DESIGN DESCRIPTION

FEATURE CODES



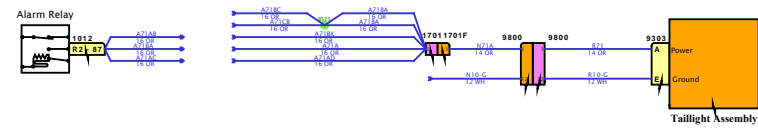
SOFTWARE FEATURE CODES



Diagram1

DESIGN DESCRIPTION

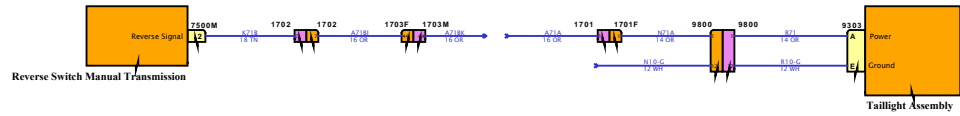
FEATURE CODES



SOFTWARE FEATURE CODES



Diagram1



DESIGN DESCRIPTION

FEATURE CODES

SOFTWARE FEATURE CODES



Diagram1

DESIGN DESCRIPTION

FEATURE CODES

SOFTWARE FEATURE CODES

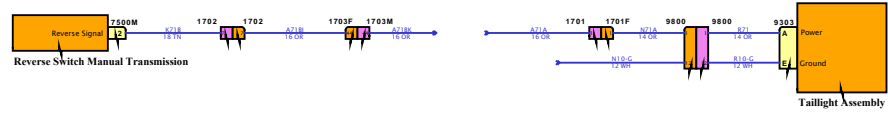
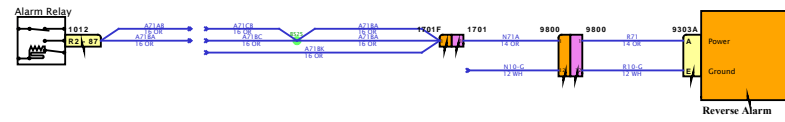


Diagram1

DESIGN DESCRIPTION

FEATURE CODES



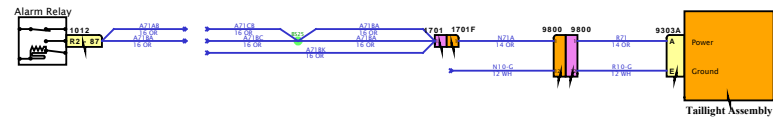
SOFTWARE FEATURE CODES



Diagram1

DESIGN DESCRIPTION

FEATURE CODES



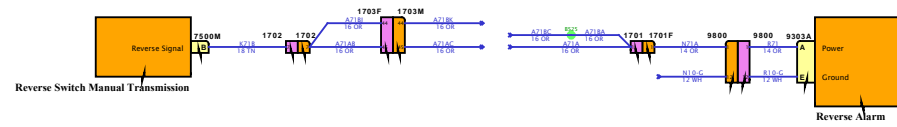
SOFTWARE FEATURE CODES



Diagram1-Combination1

DESIGN DESCRIPTION

FEATURE CODES

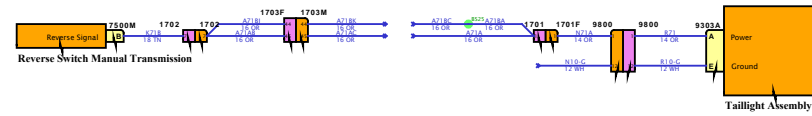


SOFTWARE FEATURE CODES



DESIGN DESCRIPTION

FEATURE CODES



SOFTWARE FEATURE CODES



DESIGN DESCRIPTION

FEATURE CODES



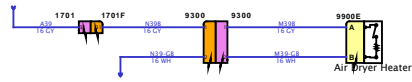
SOFTWARE FEATURE CODES



Diagram1-Combination1

DESIGN DESCRIPTION

FEATURE CODES

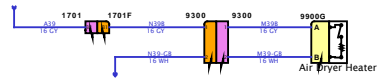


SOFTWARE FEATURE CODES

NASTAR
SOURCE OF CONSTRUCTION

DESIGN DESCRIPTION

FEATURE CODES

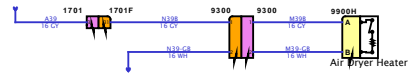


SOFTWARE FEATURE CODES



DESIGN DESCRIPTION

FEATURE CODES



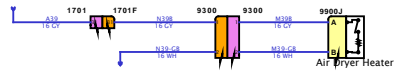
SOFTWARE FEATURE CODES



Diagram1-Combination4

DESIGN DESCRIPTION

FEATURE CODES



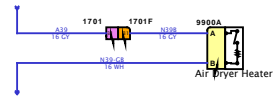
SOFTWARE FEATURE CODES



DESIGN DESCRIPTION

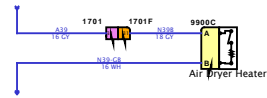
FEATURE CODES

SOFTWARE FEATURE CODES



DESIGN DESCRIPTION

FEATURE CODES

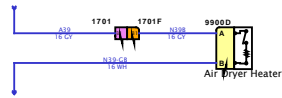


SOFTWARE FEATURE CODES



DESIGN DESCRIPTION

FEATURE CODES



SOFTWARE FEATURE CODES



* NOTE - The device depicted below is a multiplexed switch pack that includes a pigtail harness that is utilized for "daisy-chaining" with other multiplexed switch packs or to connect back to the Instrument Panel harness for continuation of the HMI Standard (1.25kbps) J1939 backbone. The below diagram only shows the battery and ground feeds since only those are required to correctly drive the wiring needed in the harnesses.

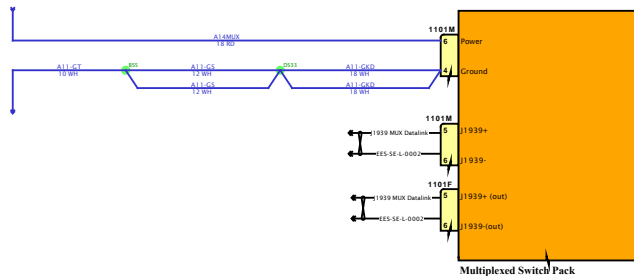
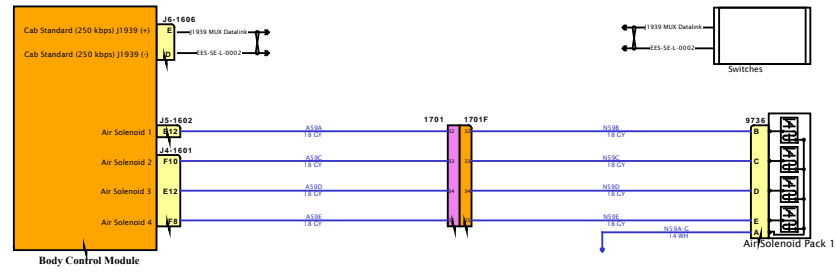


Diagram1



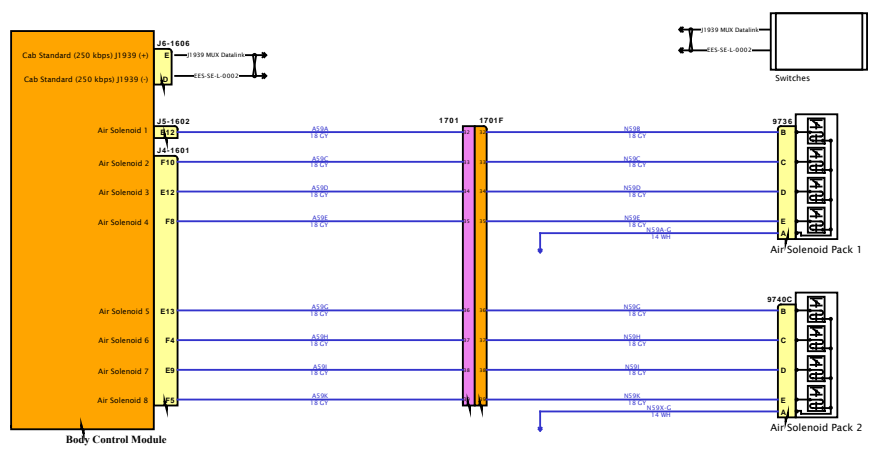
DESIGN DESCRIPTION

FEATURE CODES

SOFTWARE FEATURE CODES



Diagram 1



DESIGN DESCRIPTION

FEATURE CODES

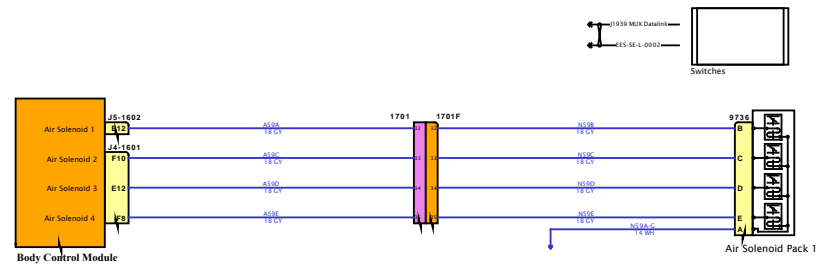
SOFTWARE FEATURE CODES



Diagram1

DESIGN DESCRIPTION

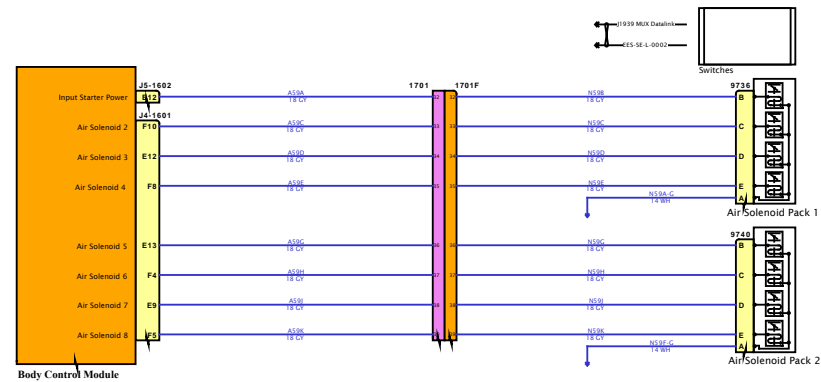
FEATURE CODES



SOFTWARE FEATURE CODES



Diagram1-Combination1



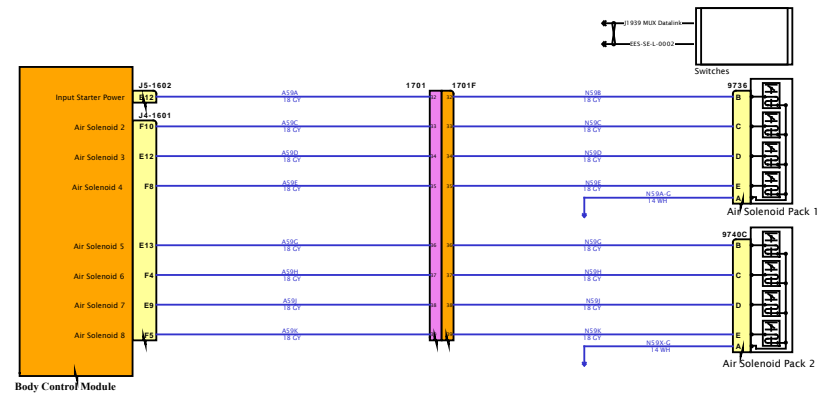
DESIGN DESCRIPTION

FEATURE CODES

SOFTWARE FEATURE CODES



Diagram1-Combination2



DESIGN DESCRIPTION

FEATURE CODES

SOFTWARE FEATURE CODES



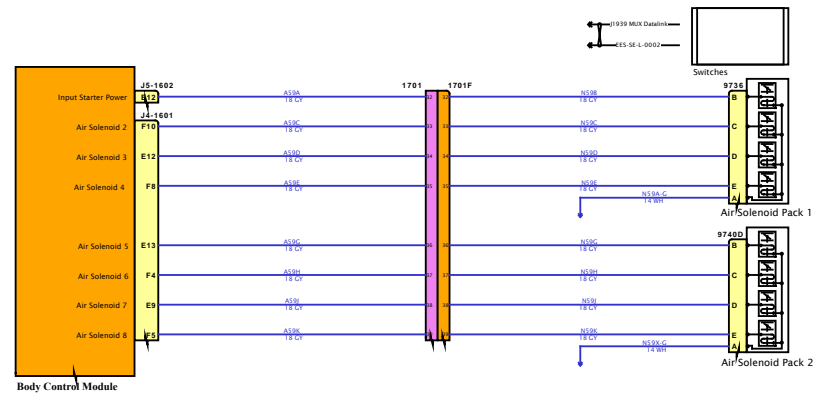
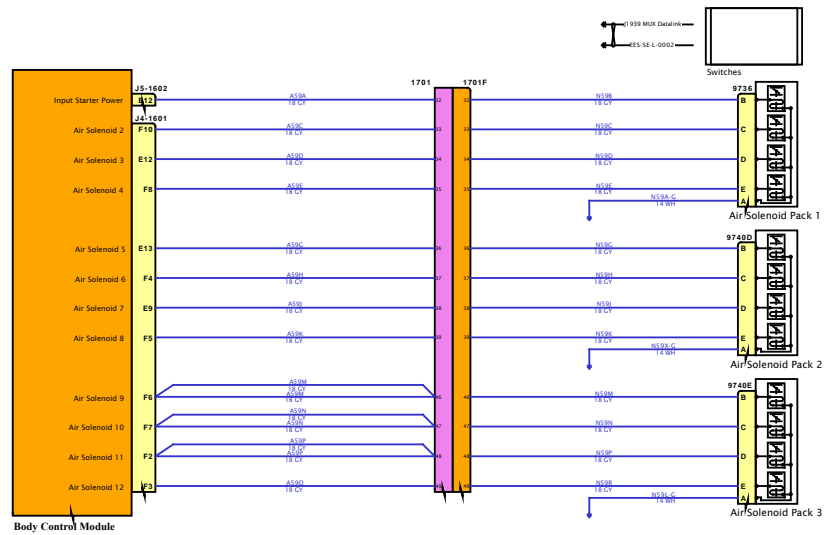


Diagram1



DESIGN DESCRIPTION

FEATURE CODES

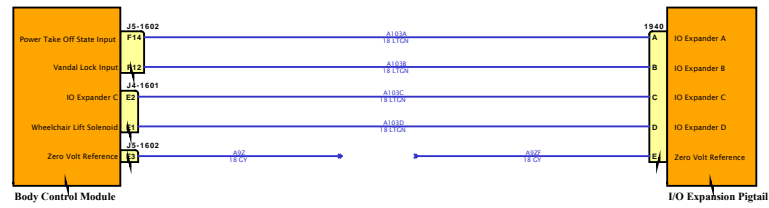
SOFTWARE FEATURE CODES



Diagram1

DESIGN DESCRIPTION

FEATURE CODES



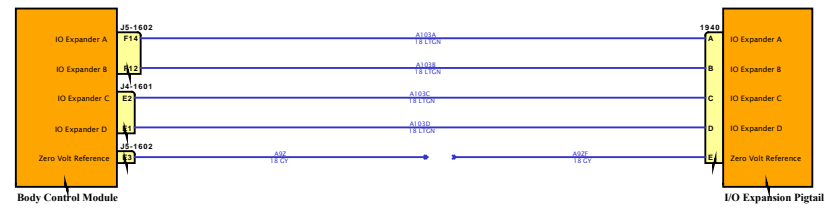
SOFTWARE FEATURE CODES



Diagram1

DESIGN DESCRIPTION

FEATURE CODES



SOFTWARE FEATURE CODES



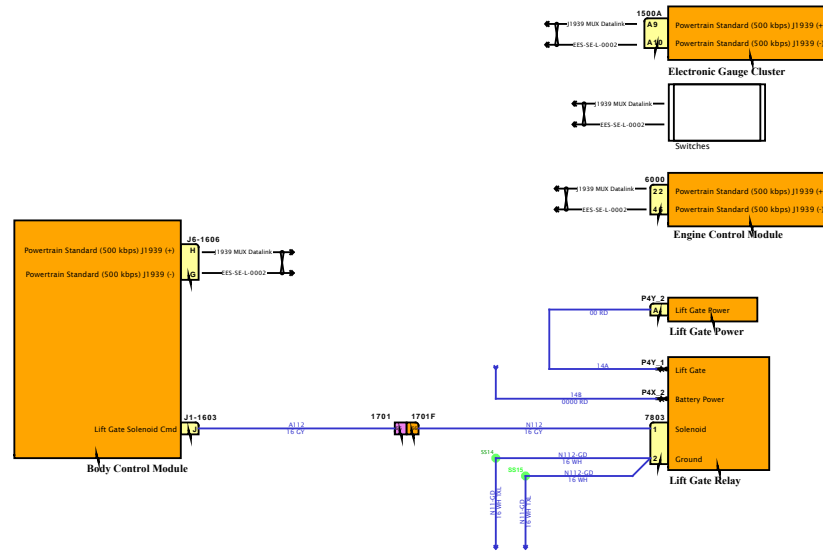
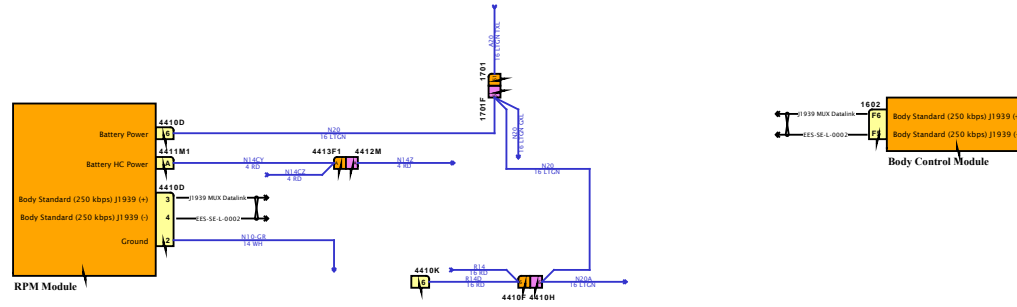


Diagram1



DESIGN DESCRIPTION

FEATURE CODES

SOFTWARE FEATURE CODES



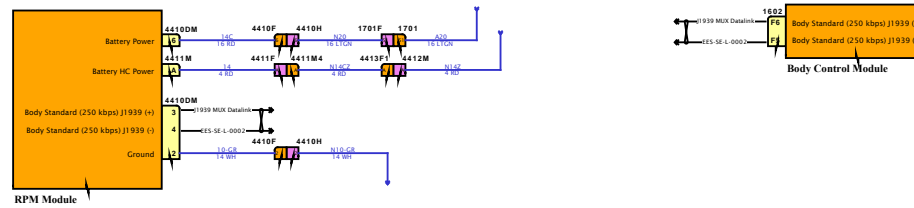
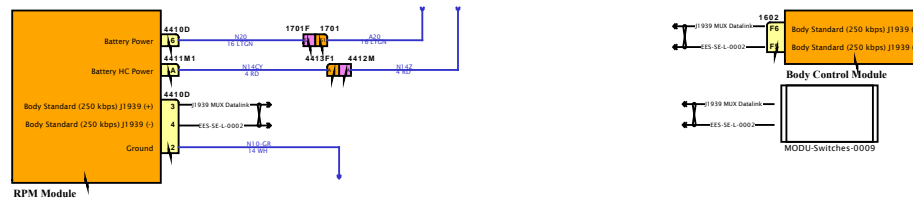


Diagram1



DESIGN DESCRIPTION

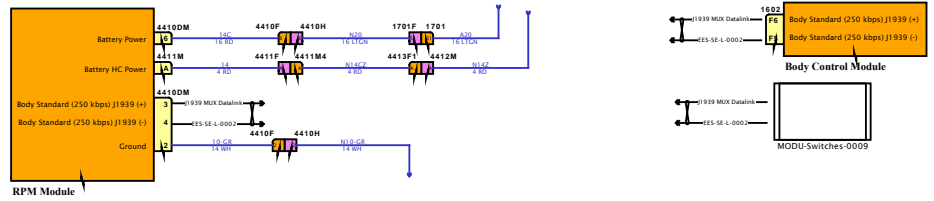
FEATURE CODES

SOFTWARE FEATURE CODES



DESIGN DESCRIPTION

FEATURE CODES



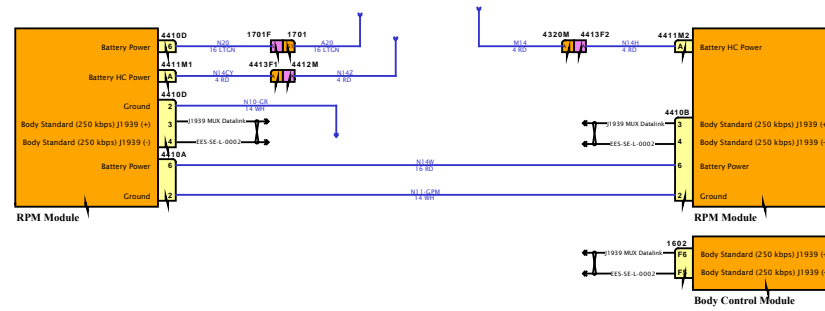
SOFTWARE FEATURE CODES



Diagram1-Combination1

DESIGN DESCRIPTION

FEATURE CODES



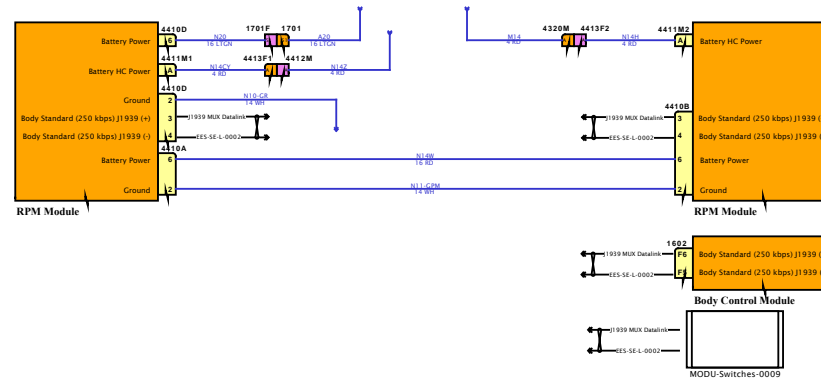
SOFTWARE FEATURE CODES



Diagram1-Combination1

DESIGN DESCRIPTION

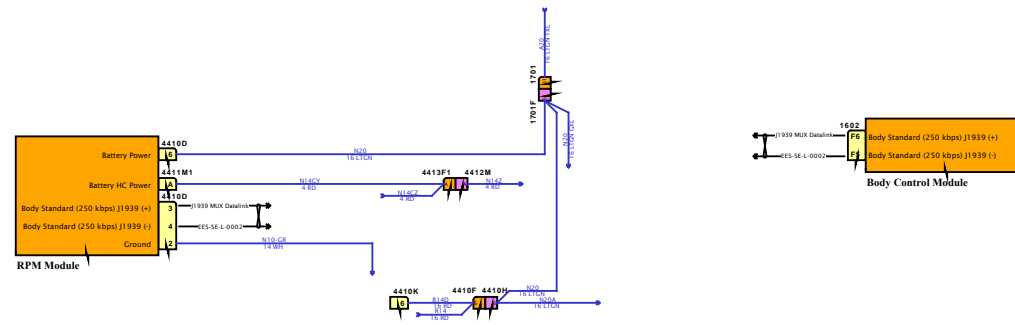
FEATURE CODES



SOFTWARE FEATURE CODES



Diagram1-Combination1



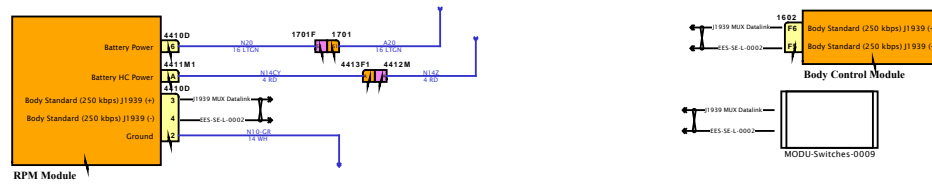
DESIGN DESCRIPTION

FEATURE CODES

SOFTWARE FEATURE CODES



Diagram1-Combination1



DESIGN DESCRIPTION

FEATURE CODES

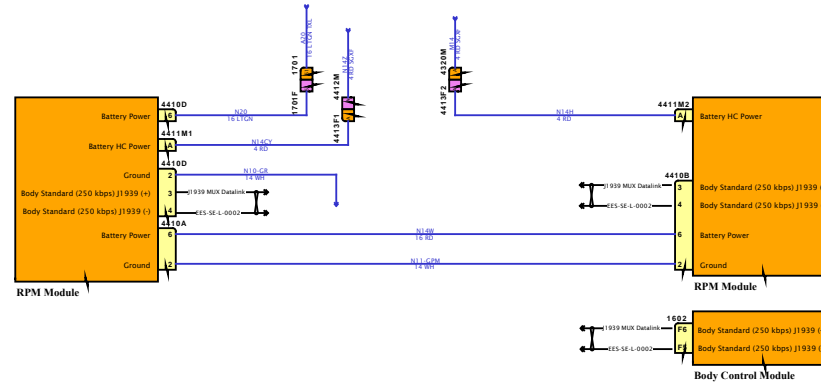
SOFTWARE FEATURE CODES



Diagram1-Combination1

DESIGN DESCRIPTION

FEATURE CODES



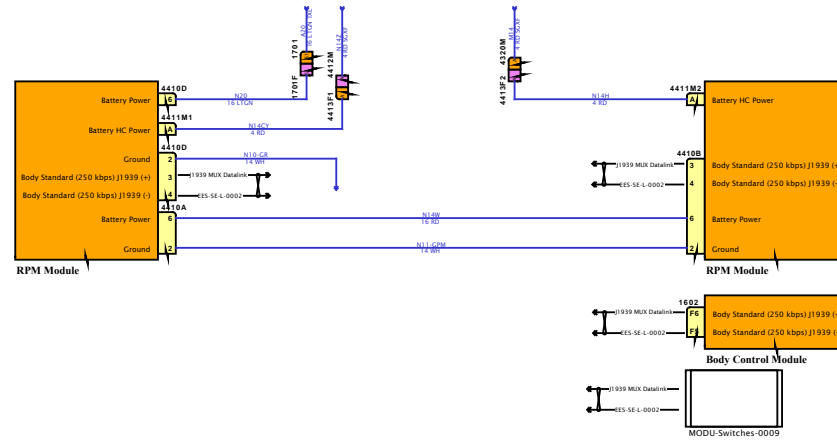
SOFTWARE FEATURE CODES



Diagram1-Combination1

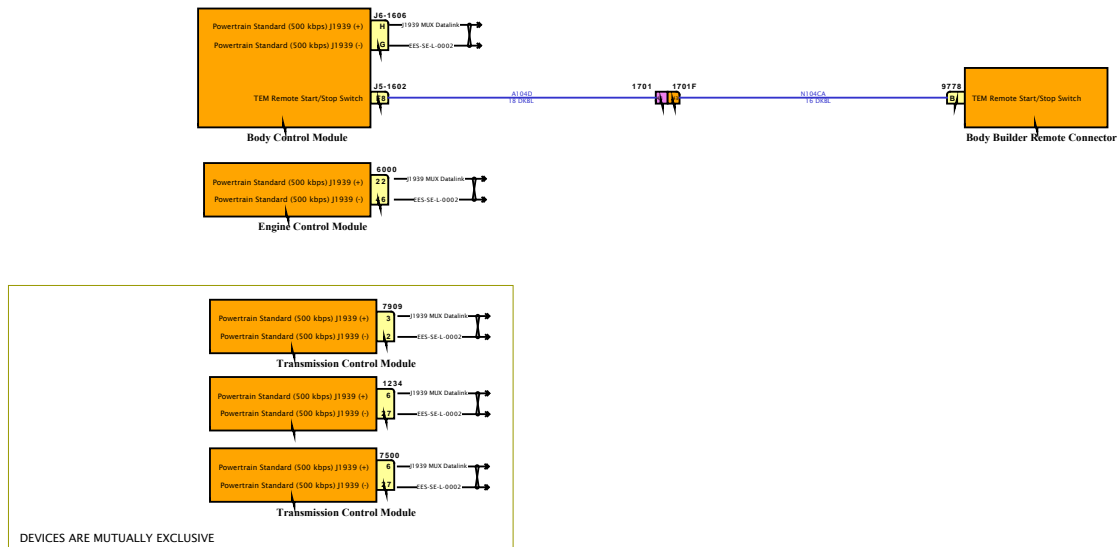
DESIGN DESCRIPTION

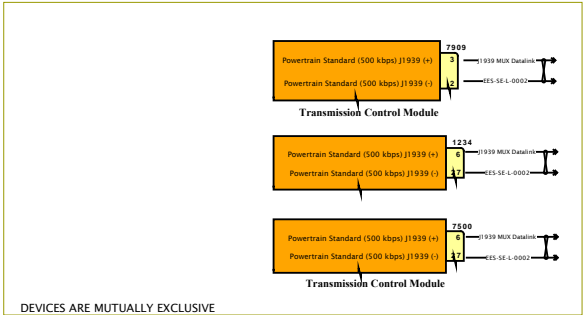
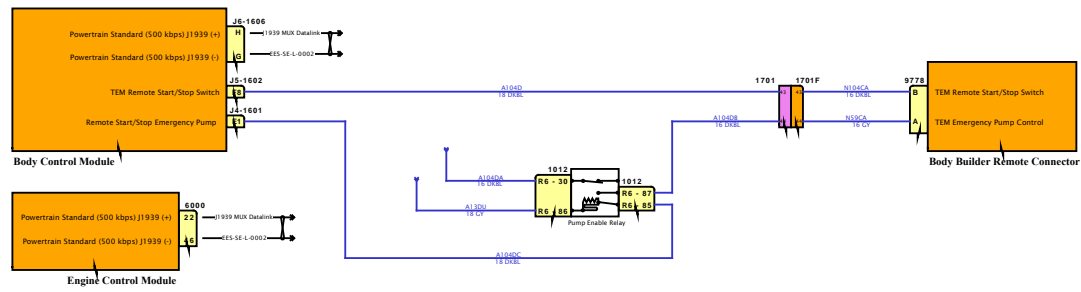
FEATURE CODES

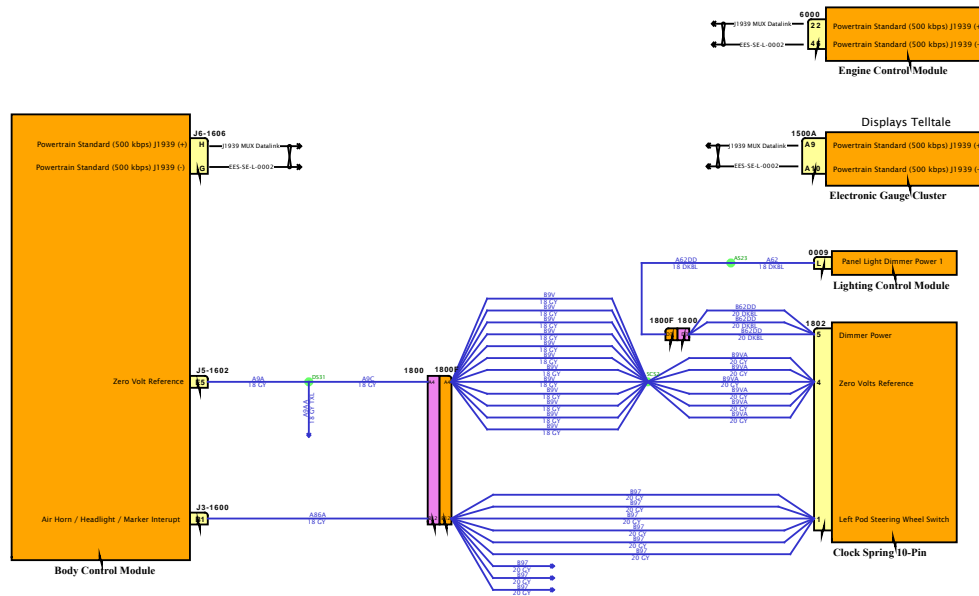


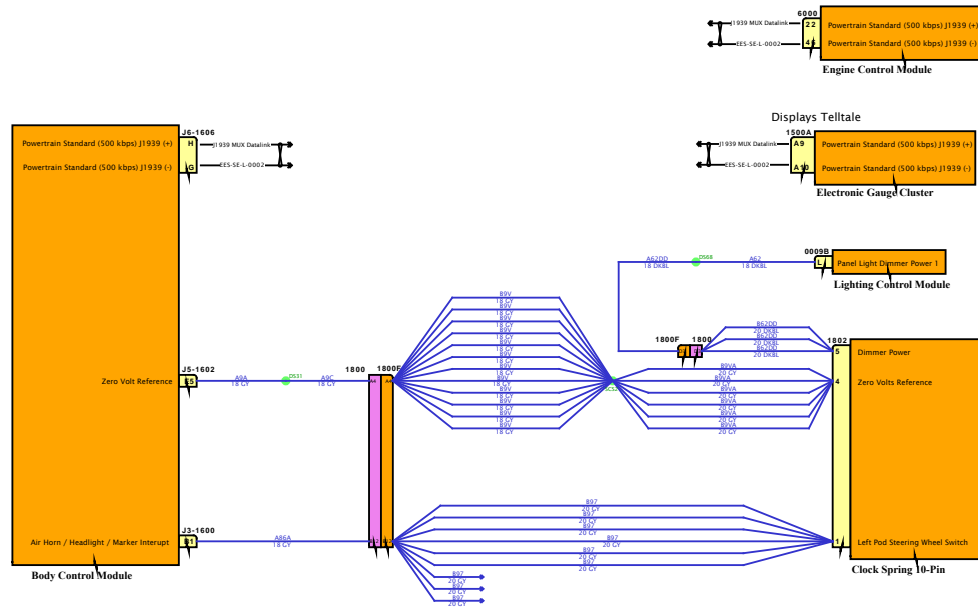
SOFTWARE FEATURE CODES











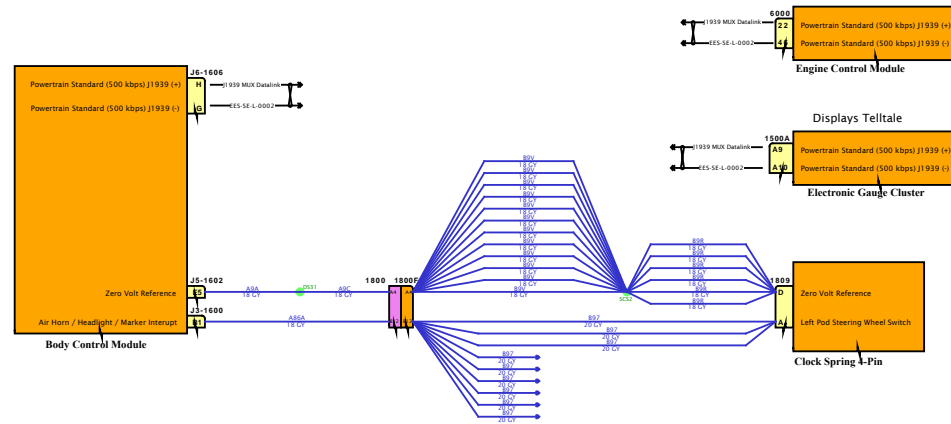
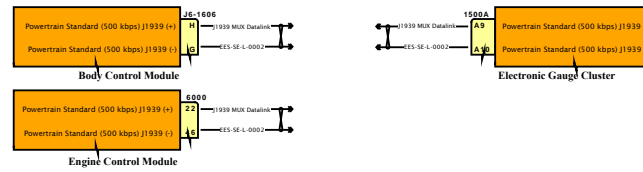


Diagram1

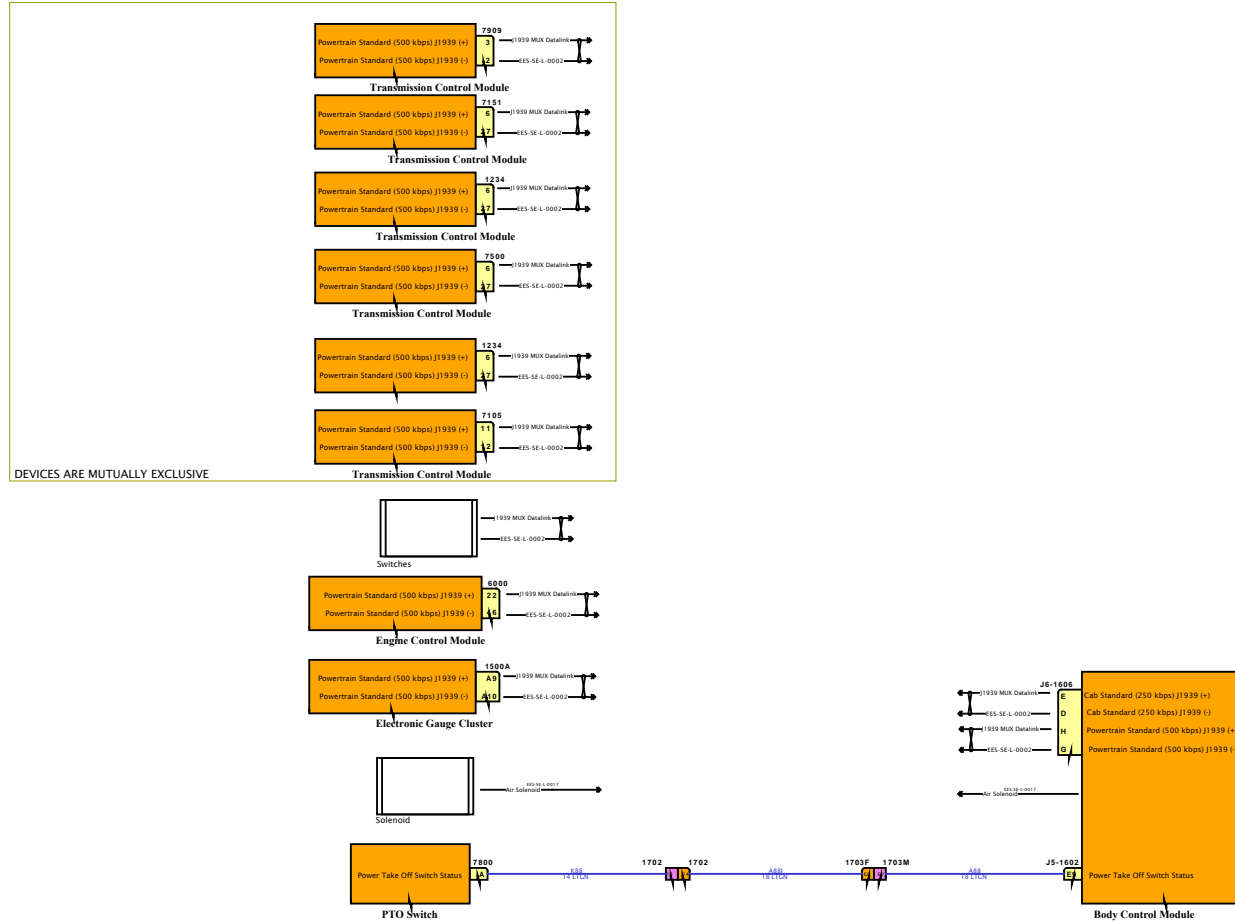
DESIGN DESCRIPTION

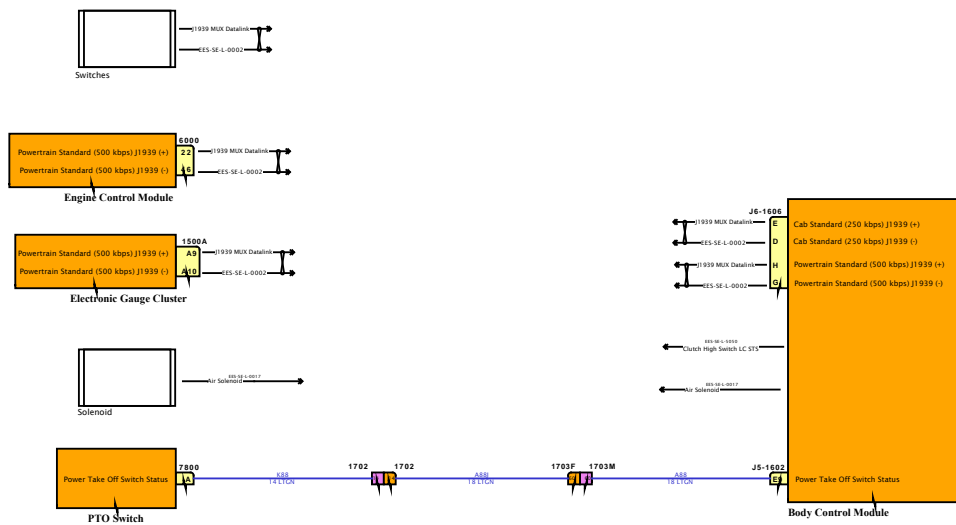
FEATURE CODES

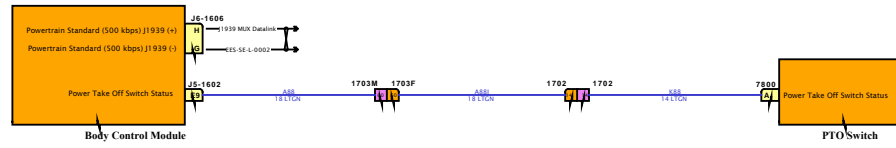


SOFTWARE FEATURE CODES









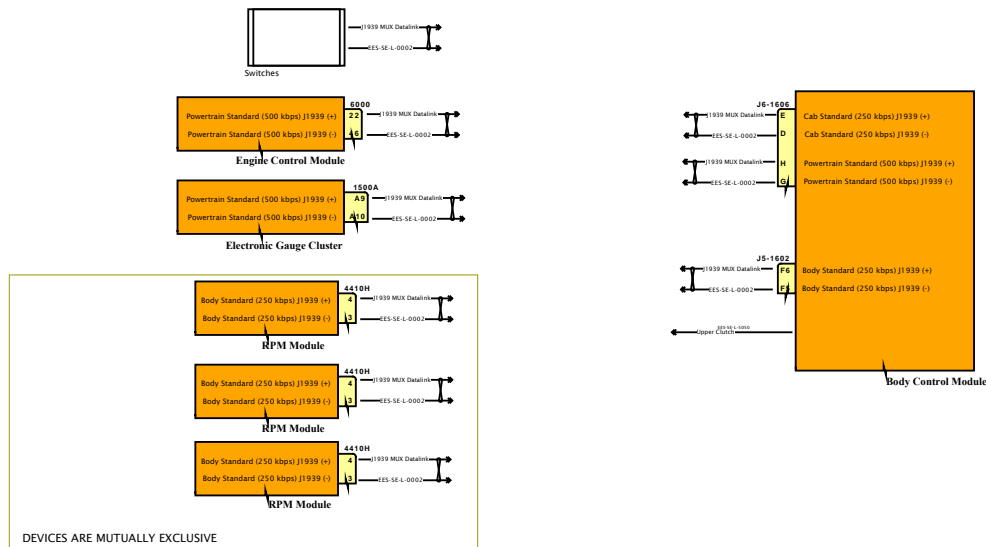
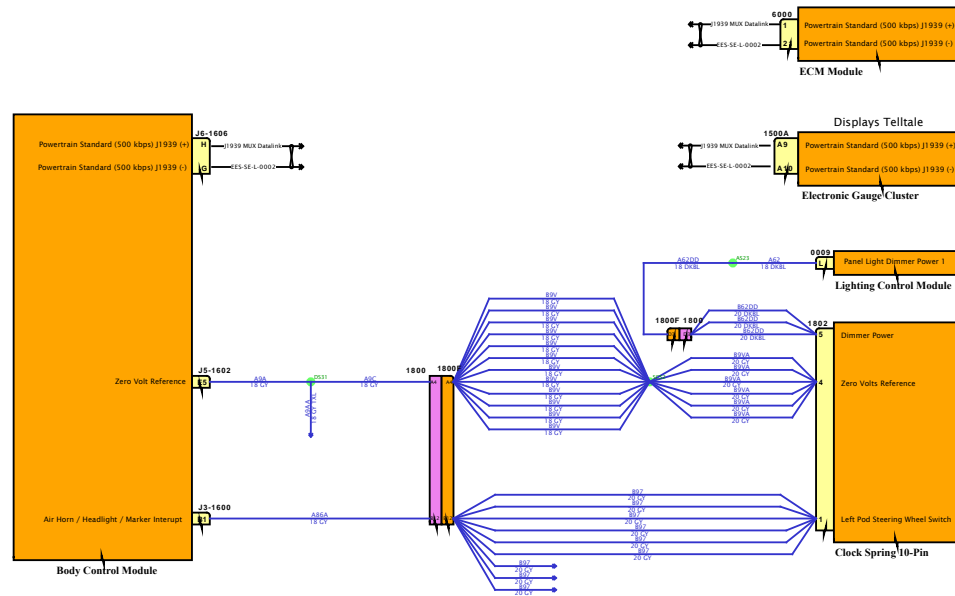


Diagram1-Combination1

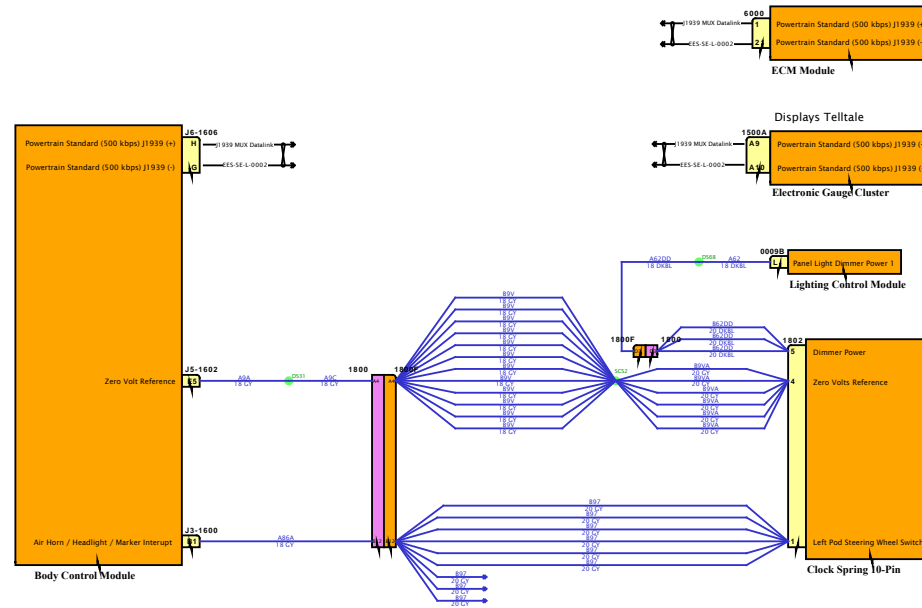


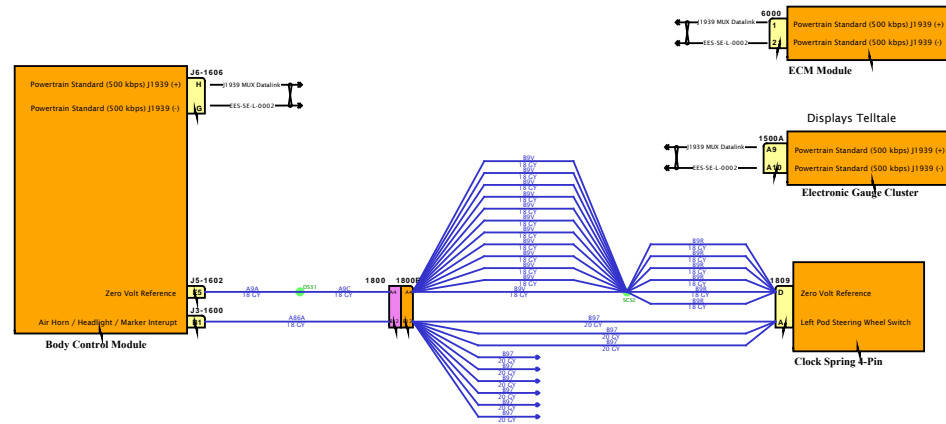
DESIGN DESCRIPTION

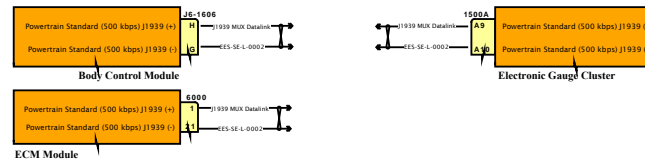
FEATURE CODES

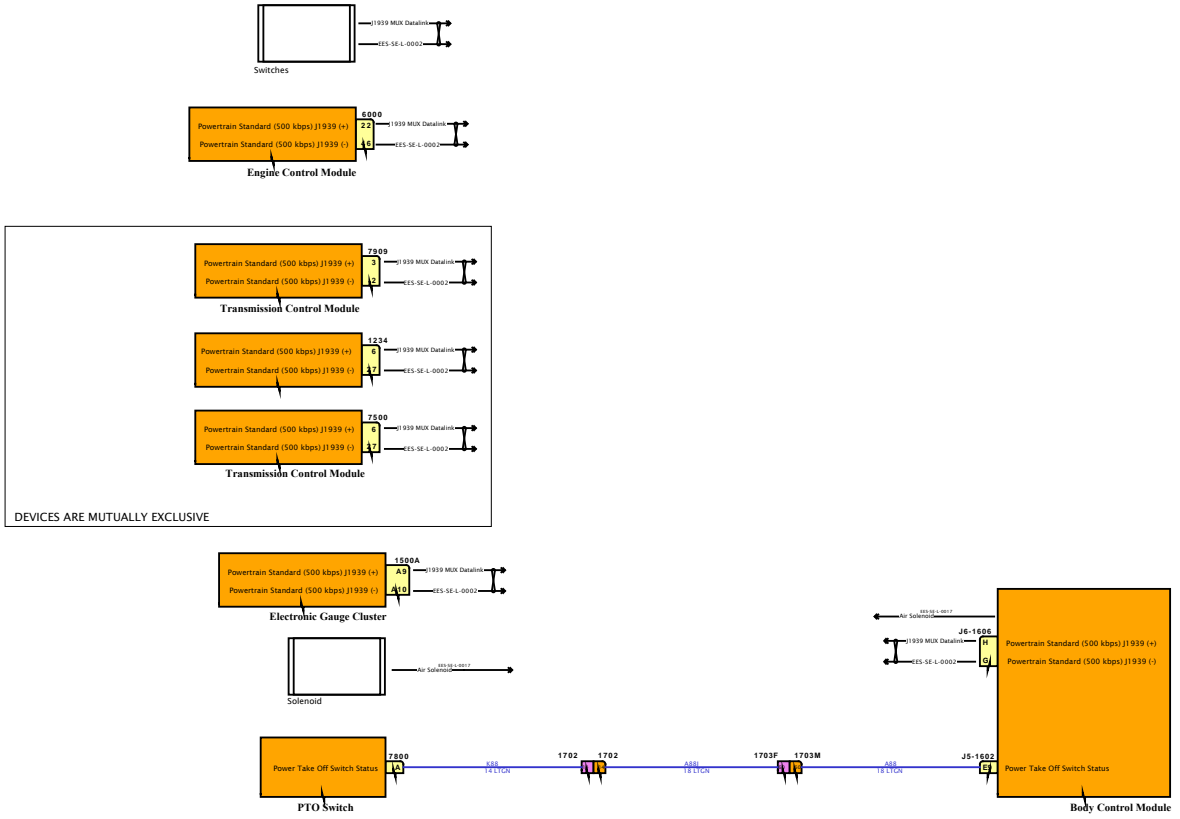
SOFTWARE FEATURE CODES





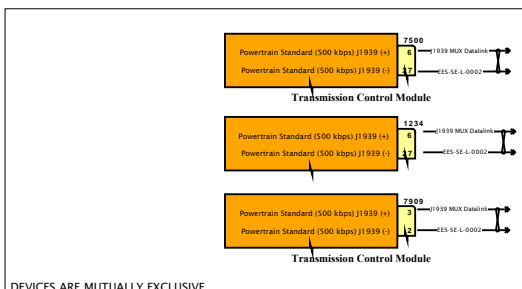




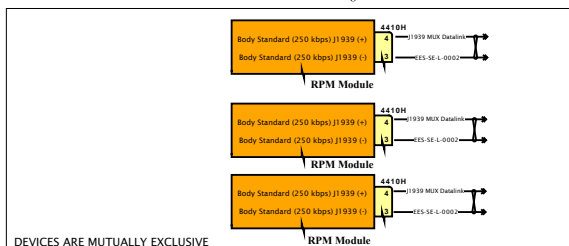
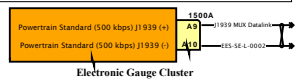


DESIGN DESCRIPTION

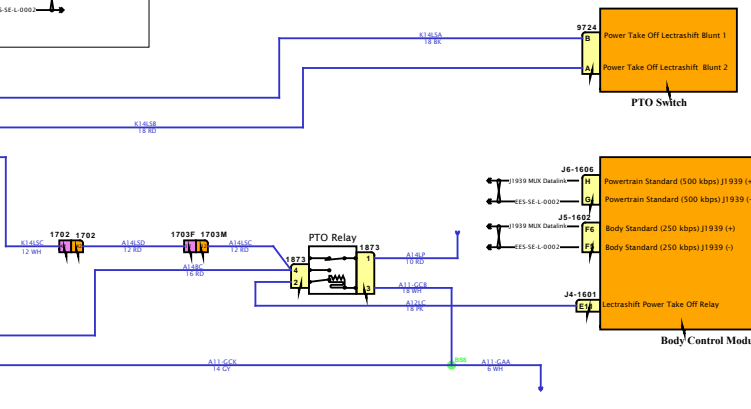
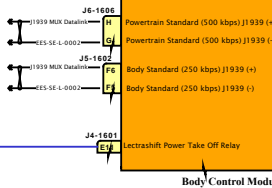
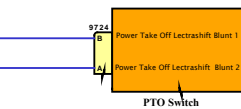
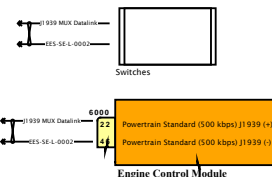
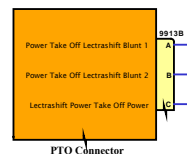
FEATURE CODES



DEVICES ARE MUTUALLY EXCLUSIVE

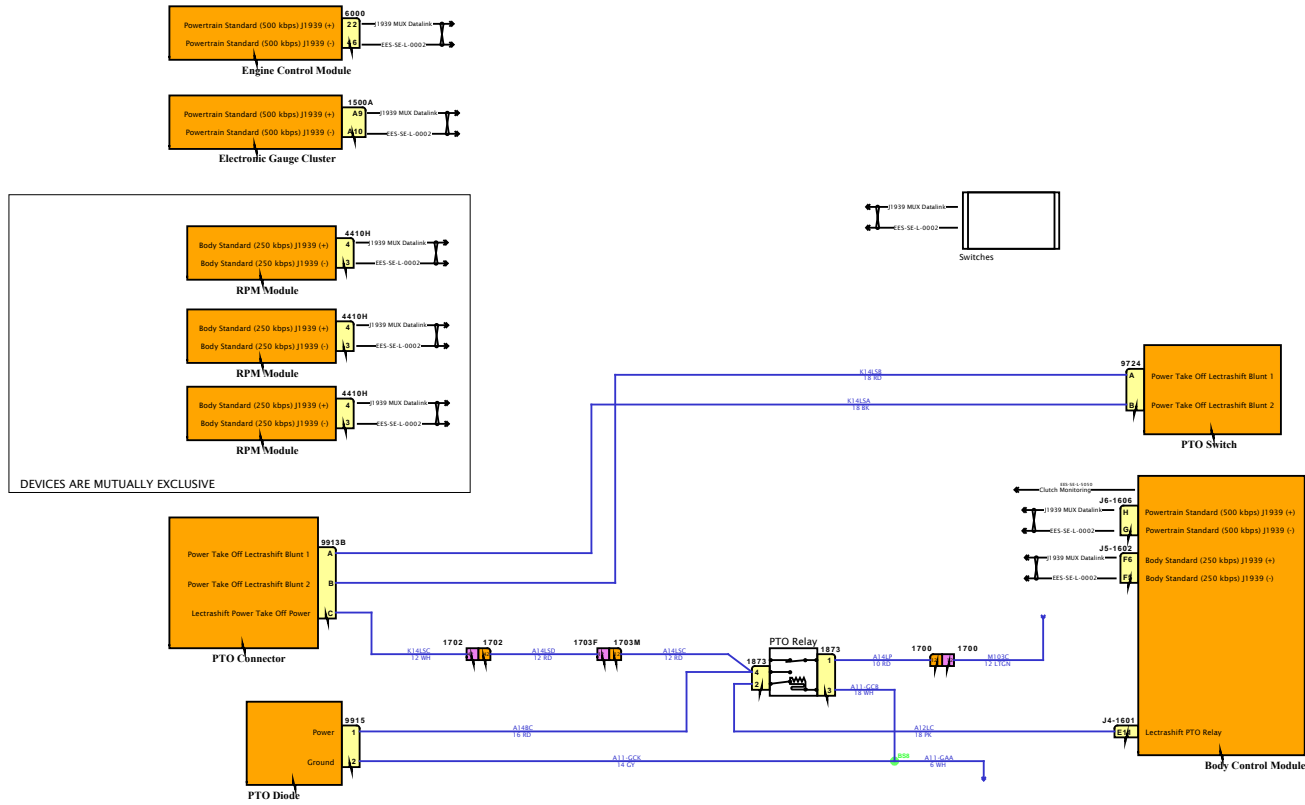


DEVICES ARE MUTUALLY EXCLUSIVE



SOFTWARE FEATURE CODES





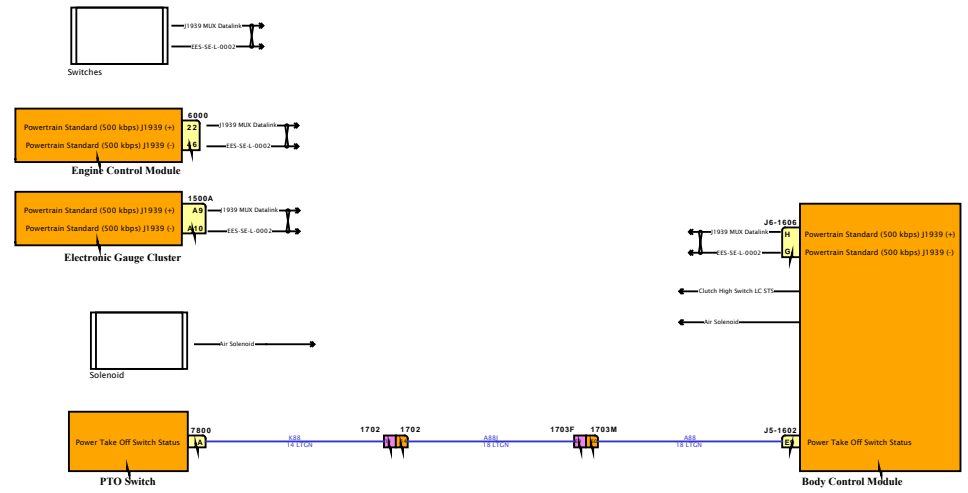
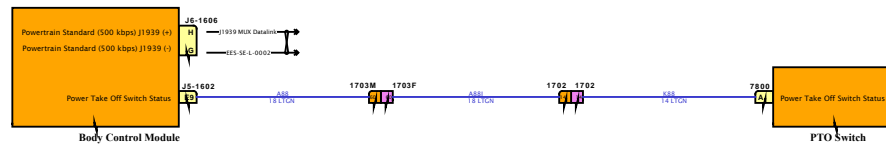


Diagram1

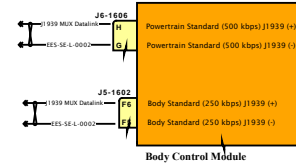
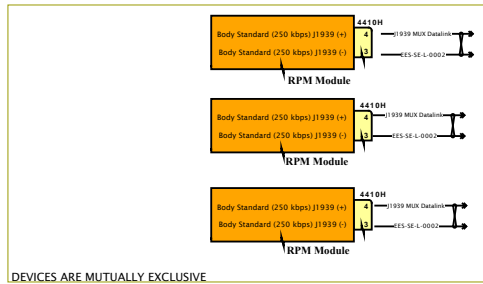
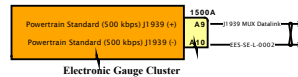
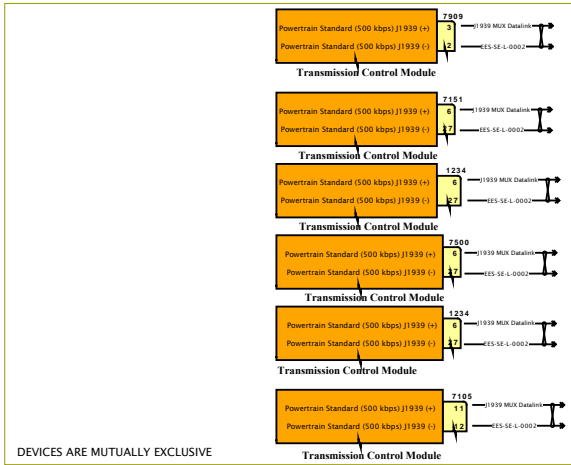
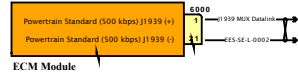
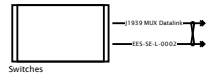
DESIGN DESCRIPTION

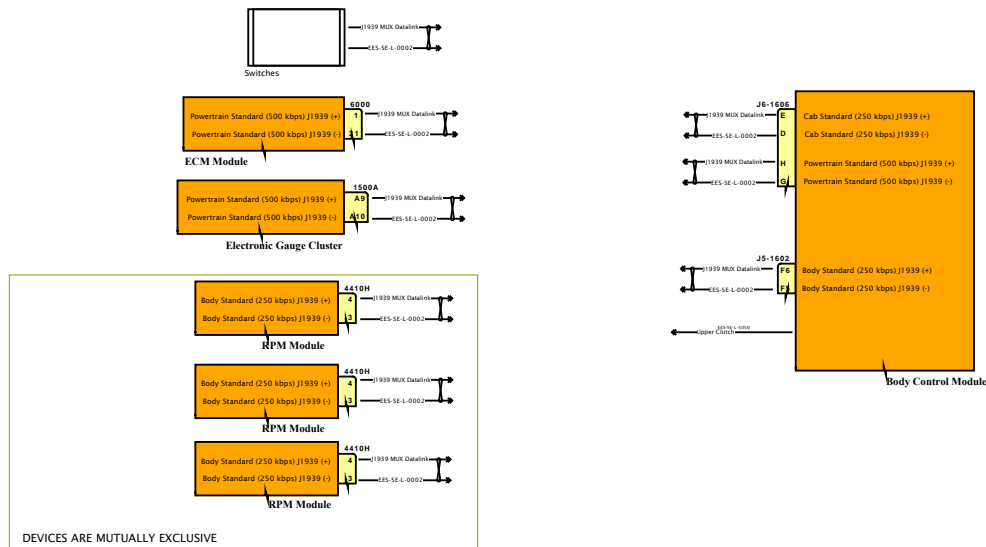
FEATURE CODES



SOFTWARE FEATURE CODES







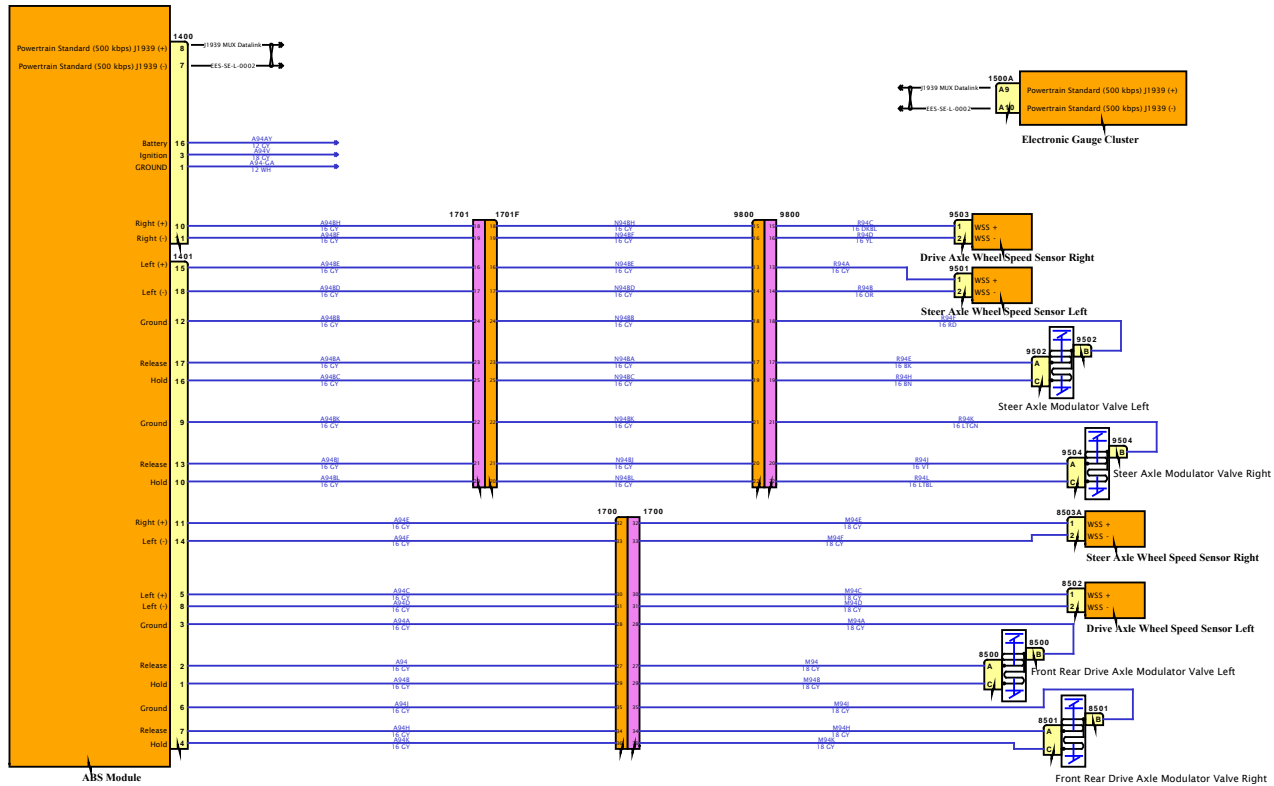
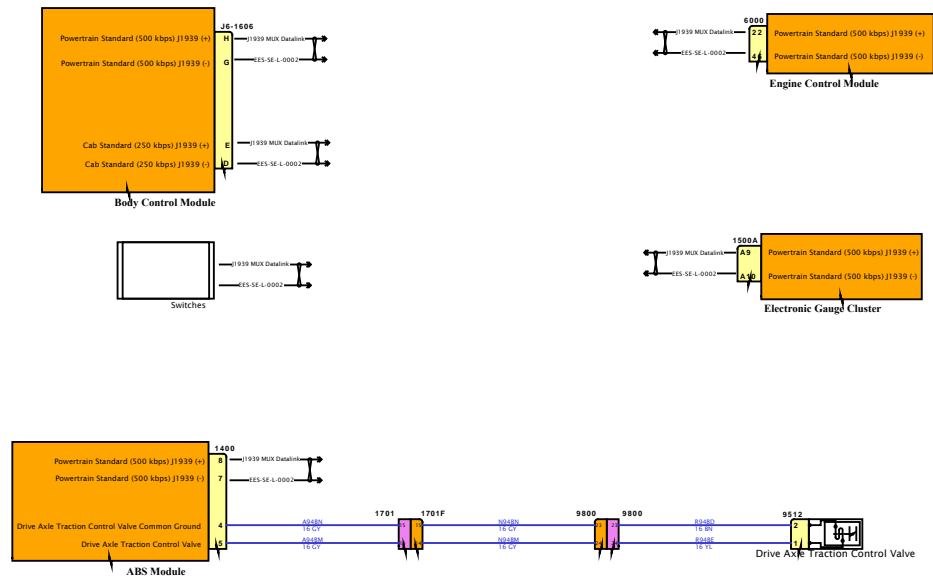


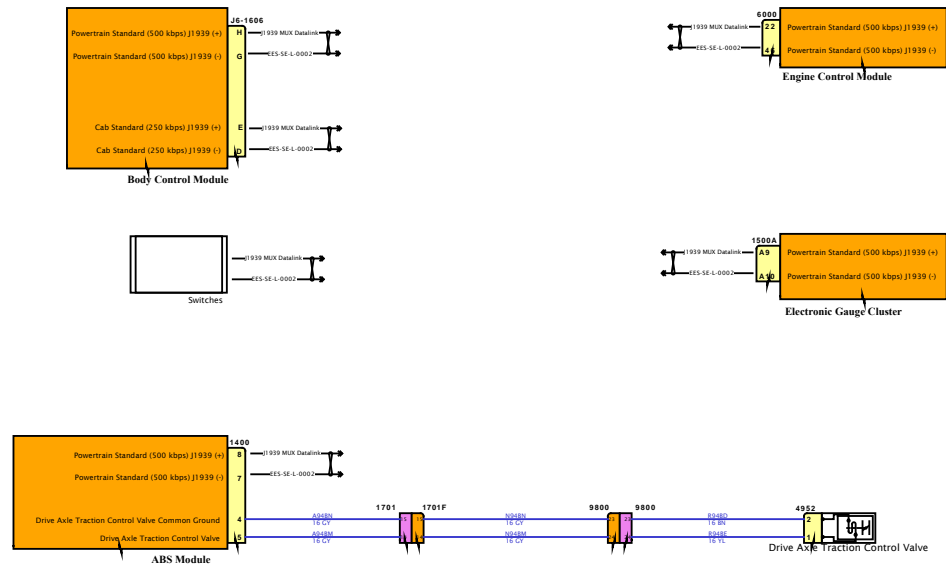
Diagram1-Combination1

DESIGN DESCRIPTION

FEATURE CODES

SOFTWARE FEATURE CODES





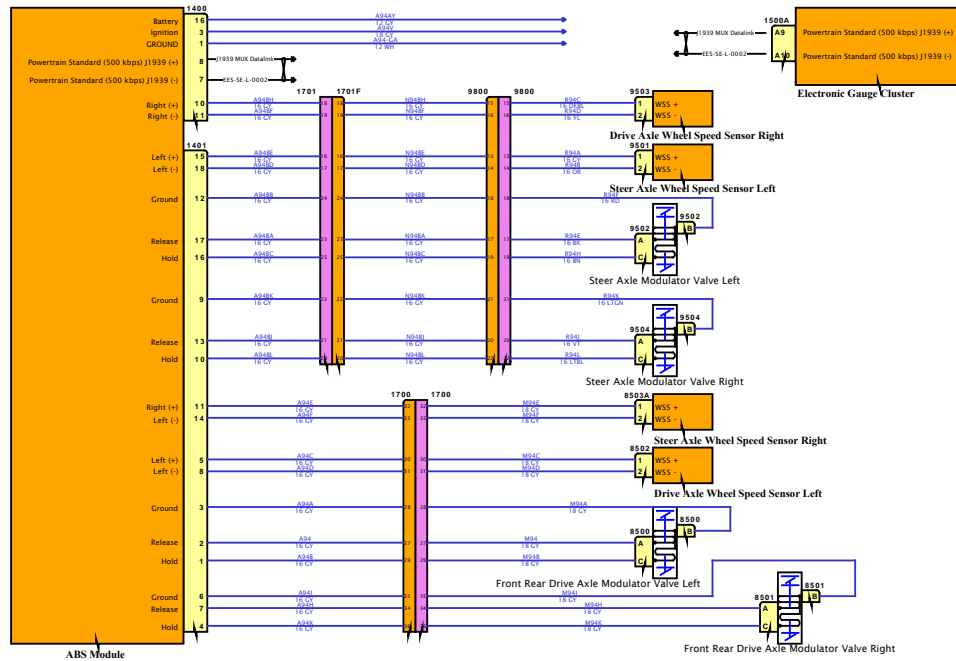
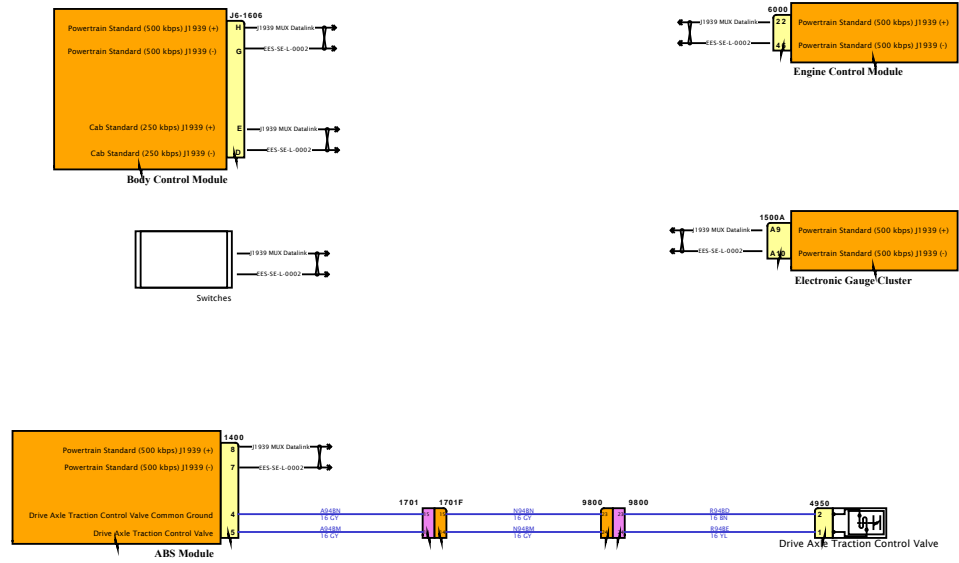


Diagram1

DESIGN DESCRIPTION

FEATURE CODES



SOFTWARE FEATURE CODES



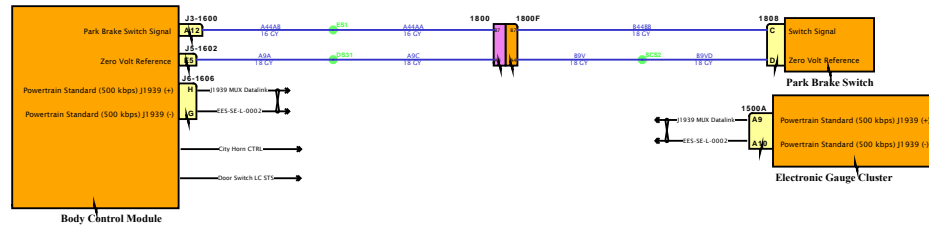
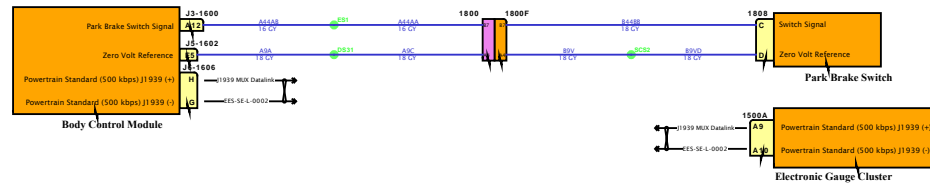


Diagram1



DESIGN DESCRIPTION

FEATURE CODES

SOFTWARE FEATURE CODES



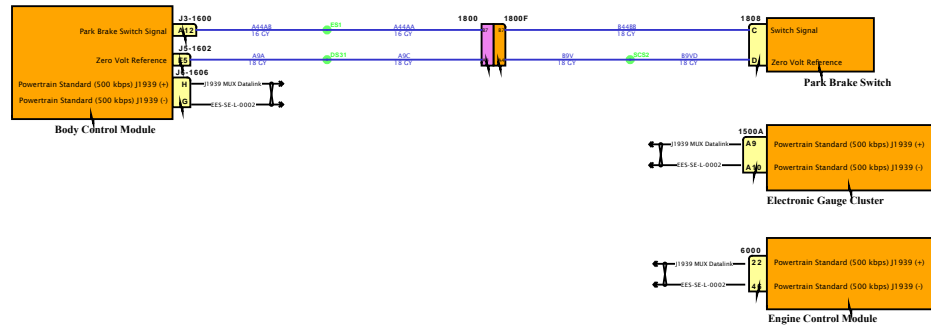
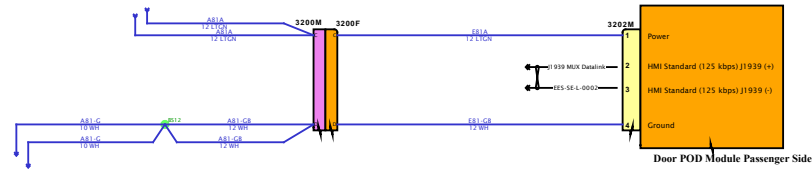
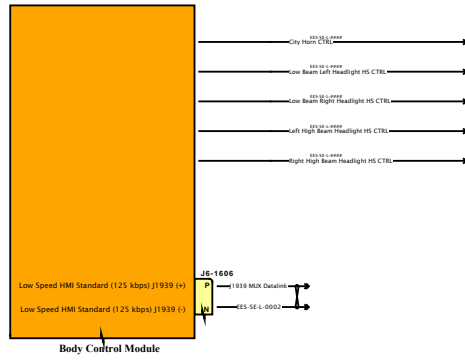


Diagram1

DESIGN DESCRIPTION

FEATURE CODES



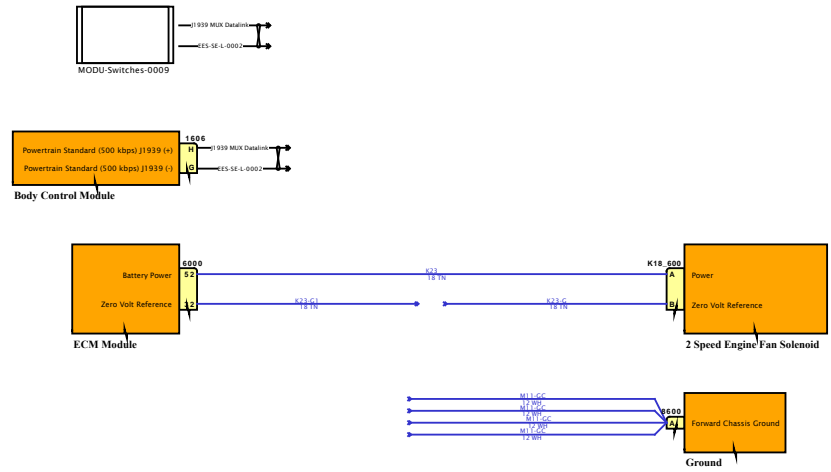
SOFTWARE FEATURE CODES



Diagram1

DESIGN DESCRIPTION

FEATURE CODES



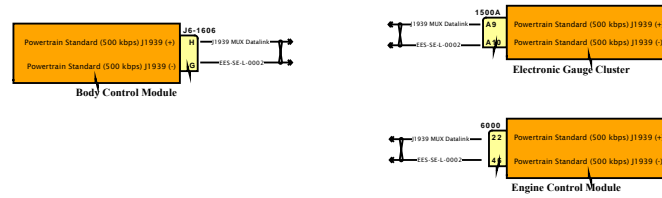
SOFTWARE FEATURE CODES



Diagram1

DESIGN DESCRIPTION

FEATURE CODES

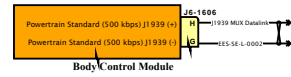


SOFTWARE FEATURE CODES



DESIGN DESCRIPTION

FEATURE CODES



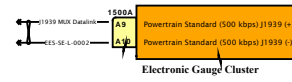
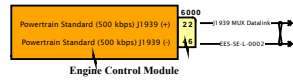
SOFTWARE FEATURE CODES



Diagram1

DESIGN DESCRIPTION

FEATURE CODES



SOFTWARE FEATURE CODES



Diagram1

DESIGN DESCRIPTION

FEATURE CODES



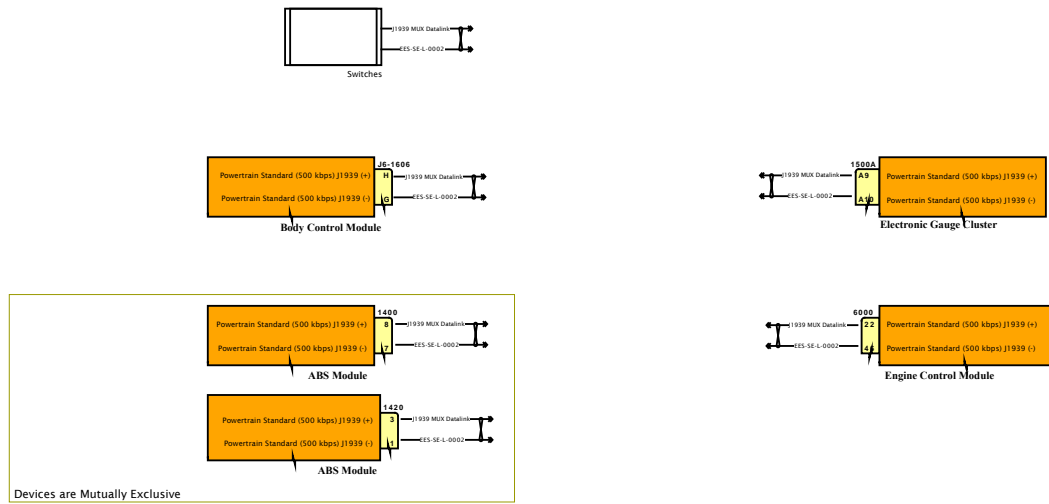
SOFTWARE FEATURE CODES



Diagram1

DESIGN DESCRIPTION

FEATURE CODES



SOFTWARE FEATURE CODES



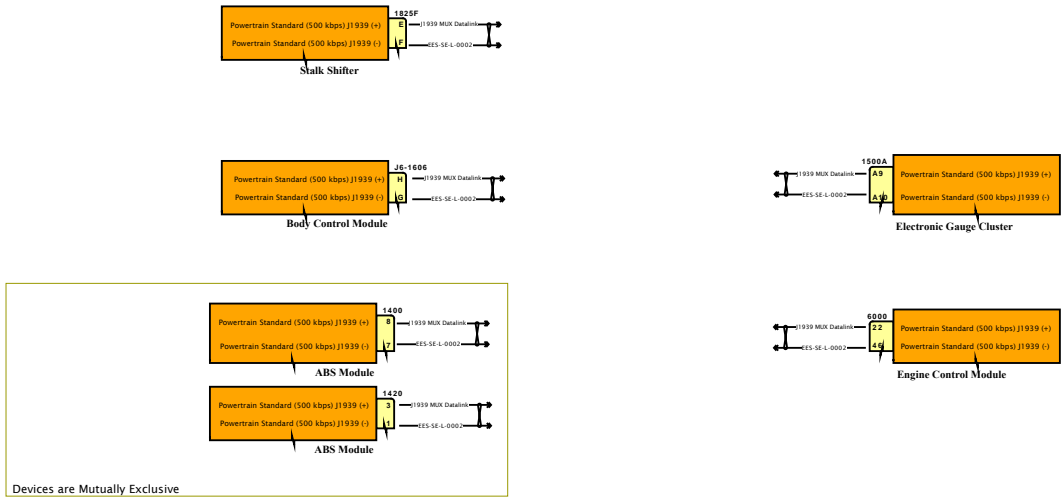



Diagram1

DESIGN DESCRIPTION

FEATURE CODES



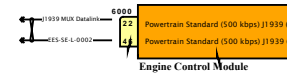
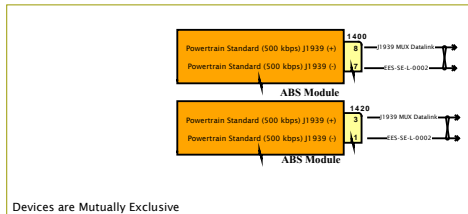
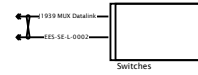
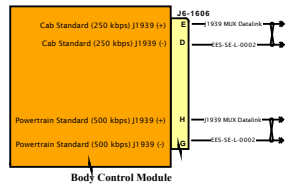
SOFTWARE FEATURE CODES



Diagram1

DESIGN DESCRIPTION

FEATURE CODES



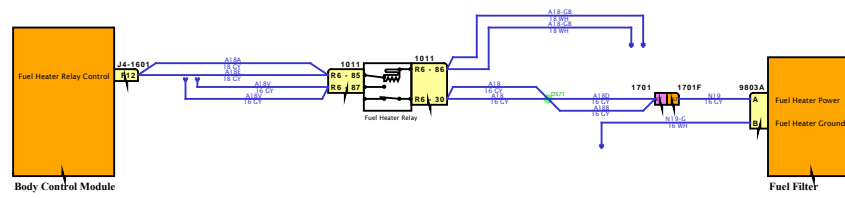
SOFTWARE FEATURE CODES



Diagram1-Combination1

DESIGN DESCRIPTION

FEATURE CODES

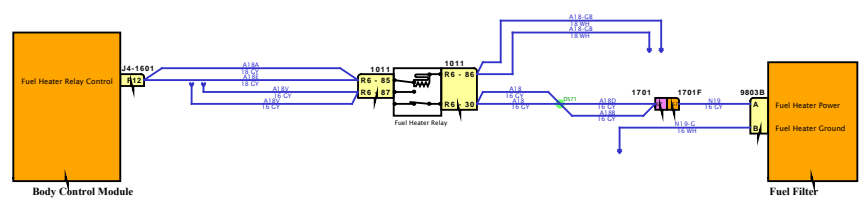


SOFTWARE FEATURE CODES



DESIGN DESCRIPTION

FEATURE CODES



SOFTWARE FEATURE CODES



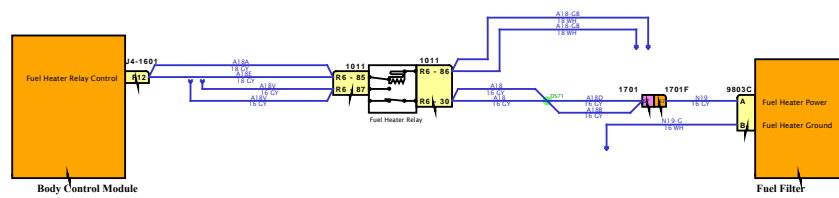
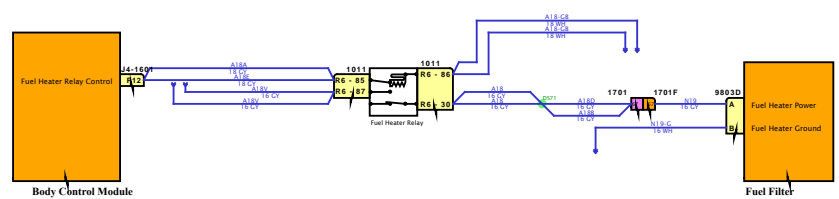


Diagram1-Combination4

DESIGN DESCRIPTION

FEATURE CODES



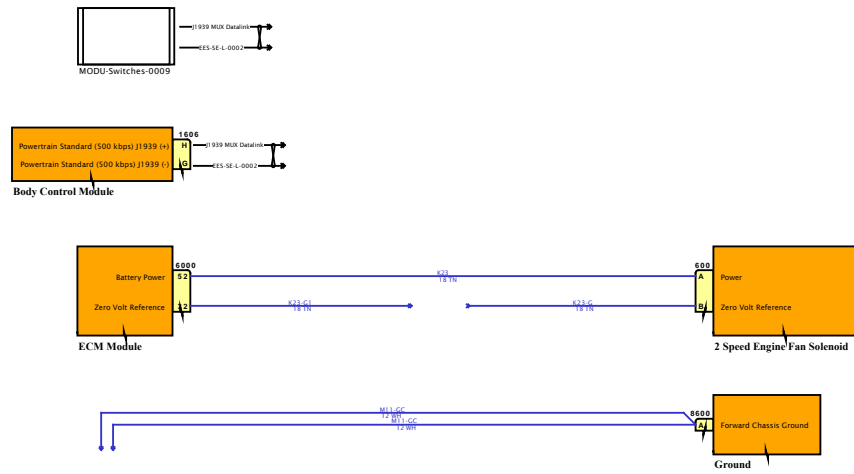
SOFTWARE FEATURE CODES



Diagram1

DESIGN DESCRIPTION

FEATURE CODES



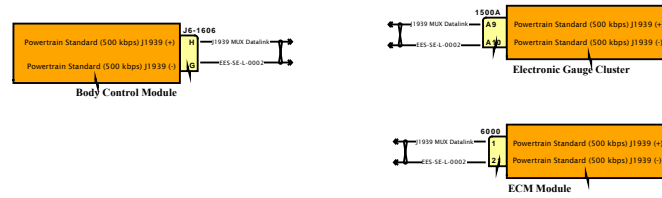
SOFTWARE FEATURE CODES



Diagram1

DESIGN DESCRIPTION

FEATURE CODES



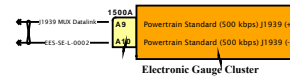
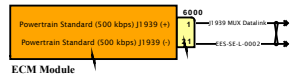
SOFTWARE FEATURE CODES



Diagram1

DESIGN DESCRIPTION

FEATURE CODES



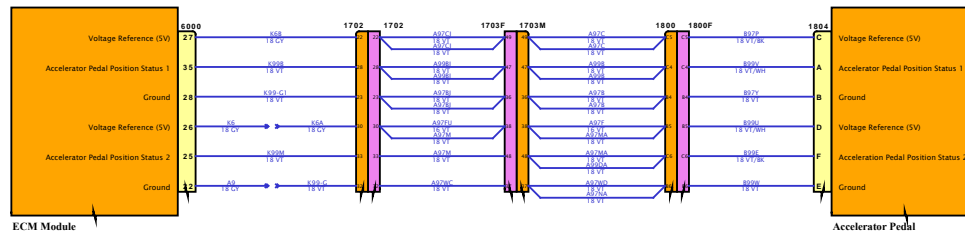
SOFTWARE FEATURE CODES



Diagram1

DESIGN DESCRIPTION

FEATURE CODES



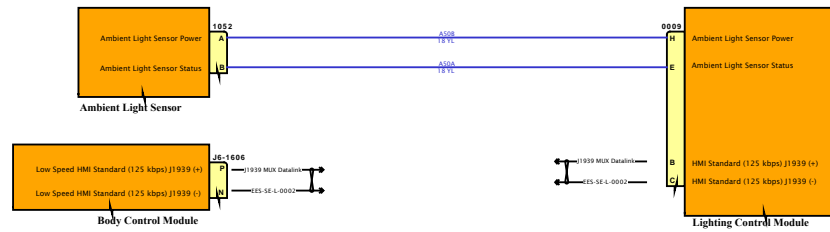
SOFTWARE FEATURE CODES



Diagram1-Combination1

DESIGN DESCRIPTION

FEATURE CODES

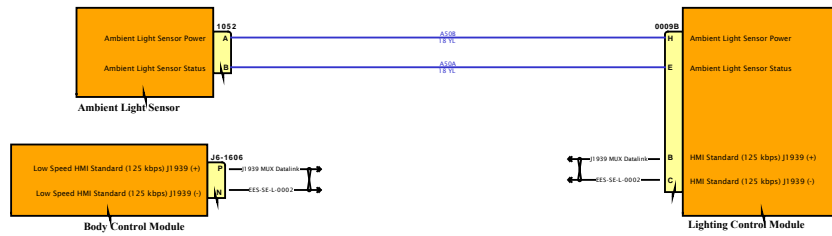


SOFTWARE FEATURE CODES



DESIGN DESCRIPTION

FEATURE CODES



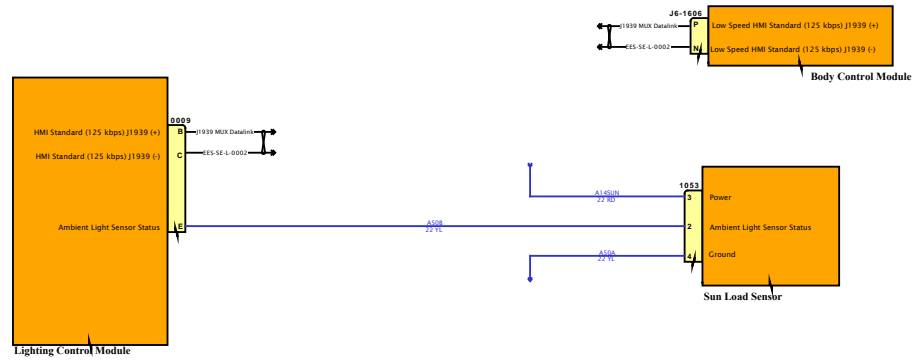
SOFTWARE FEATURE CODES



Diagram1-Combination1

DESIGN DESCRIPTION

FEATURE CODES



SOFTWARE FEATURE CODES



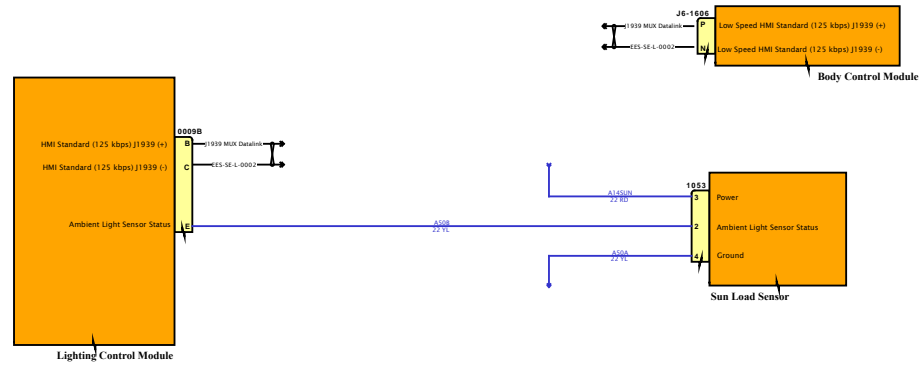
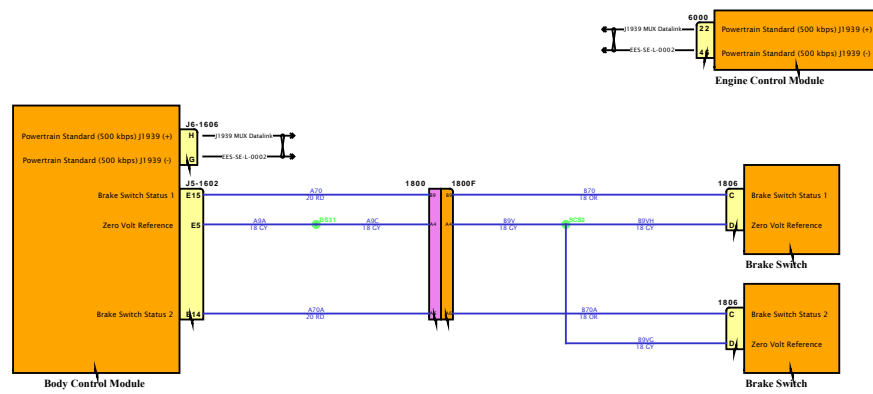


Diagram1



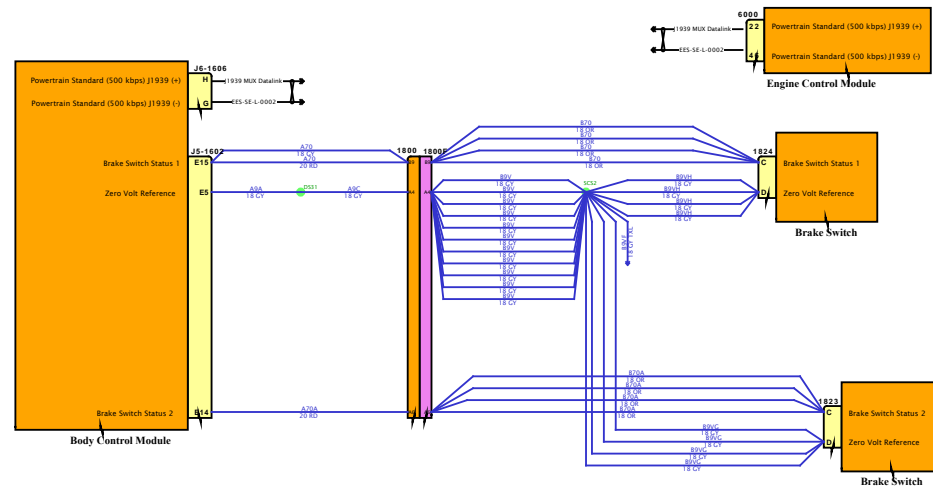
DESIGN DESCRIPTION

FEATURE CODES

SOFTWARE FEATURE CODES

NASTAR
SOURCE: www.nastar.com

Diagram1



DESIGN DESCRIPTION

FEATURE CODES

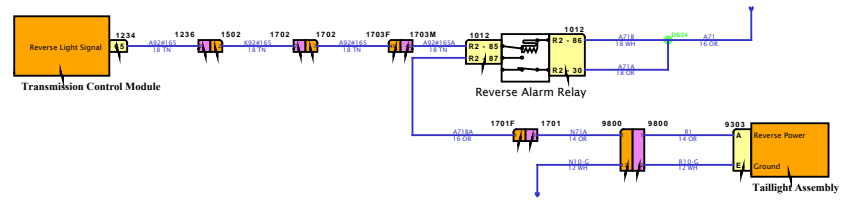
SOFTWARE FEATURE CODES



Diagram1-Combination1

DESIGN DESCRIPTION

FEATURE CODES



SOFTWARE FEATURE CODES



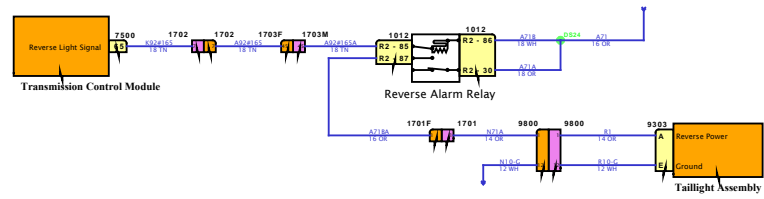
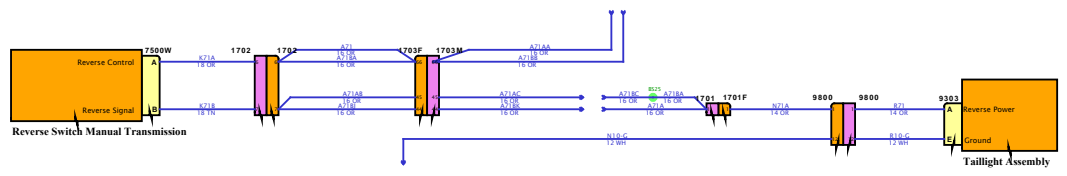


Diagram1-Combination1



DESIGN DESCRIPTION

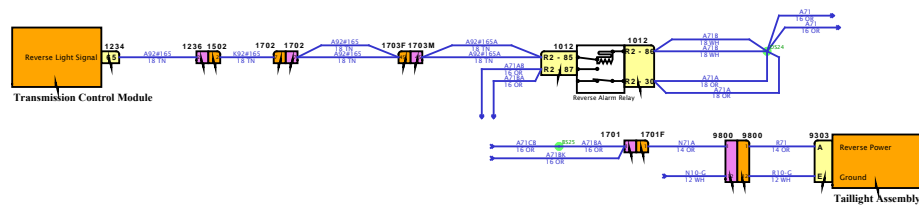
FEATURE CODES

SOFTWARE FEATURE CODES



DESIGN DESCRIPTION

FEATURE CODES

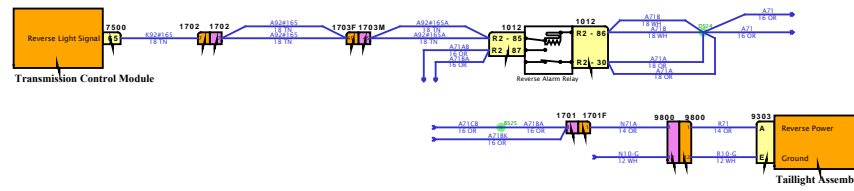


SOFTWARE FEATURE CODES



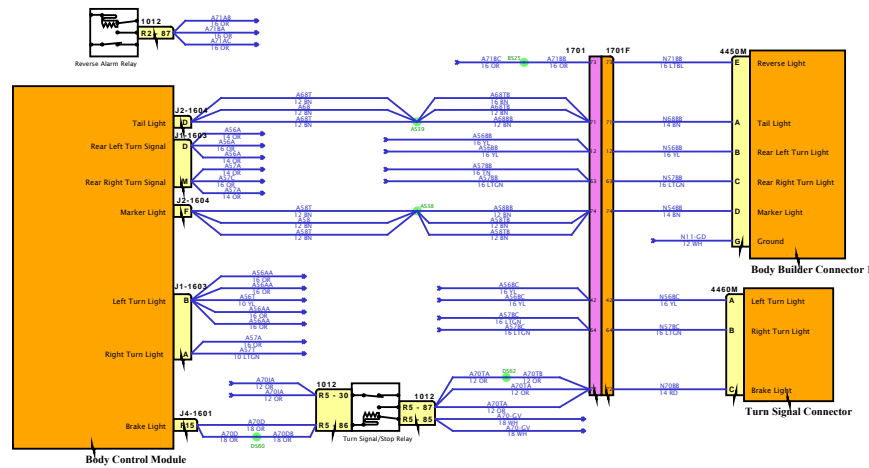
DESIGN DESCRIPTION

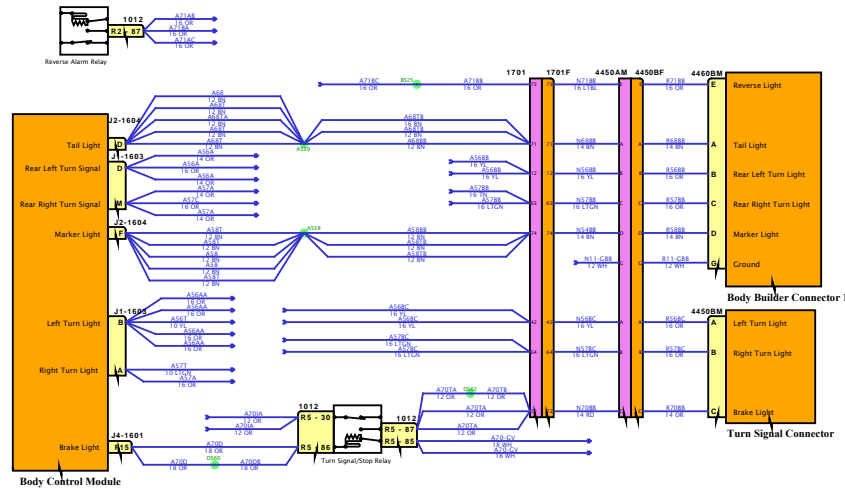
FEATURE CODES

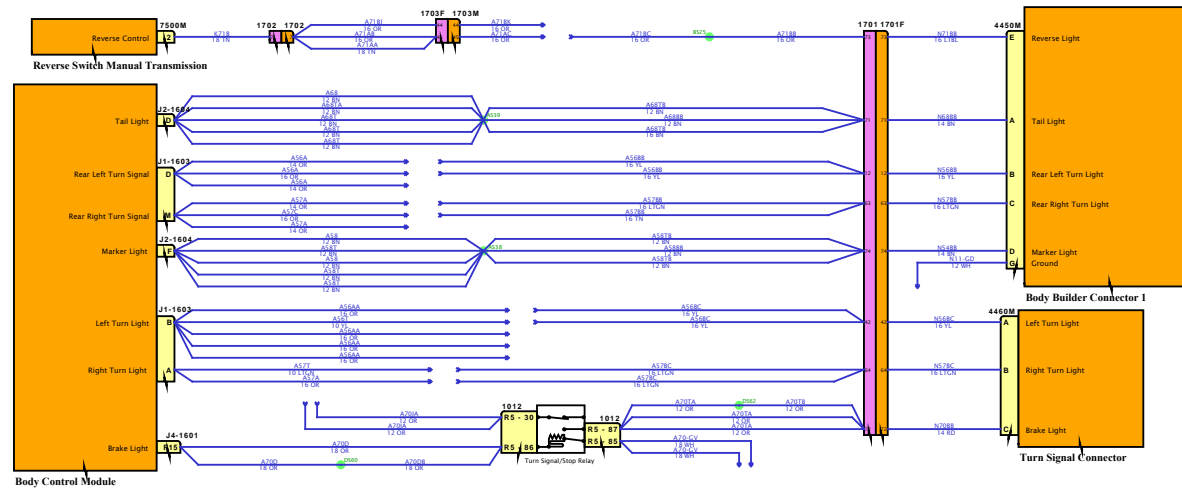


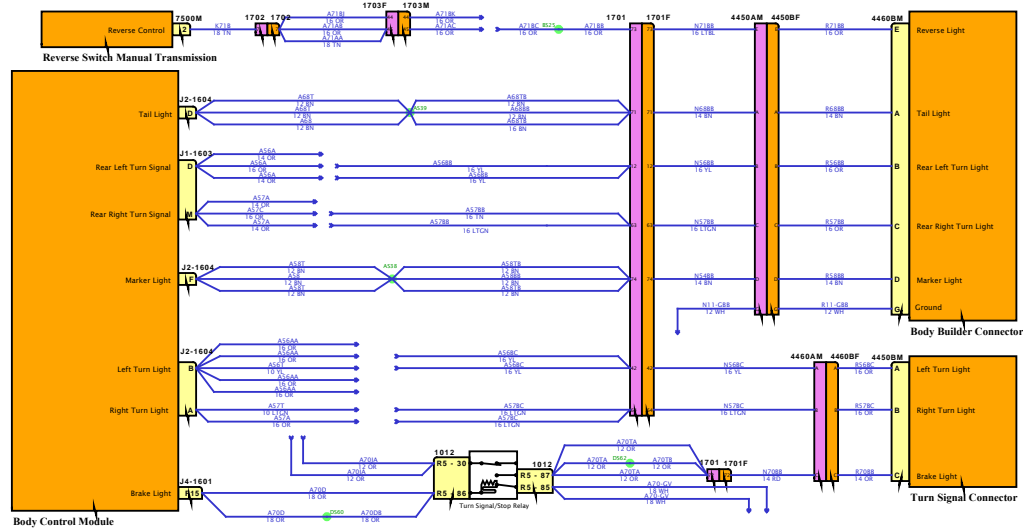
SOFTWARE FEATURE CODES

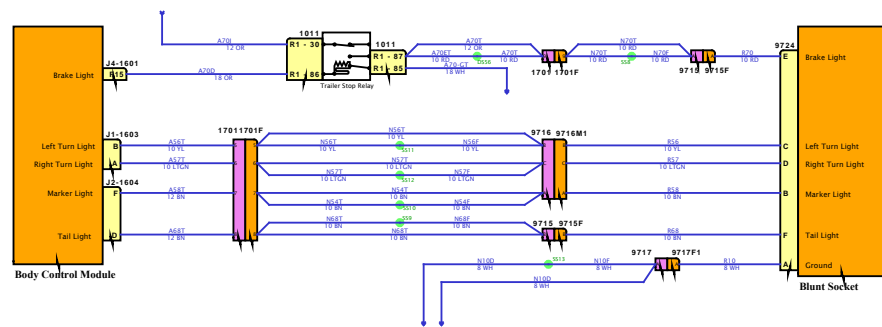


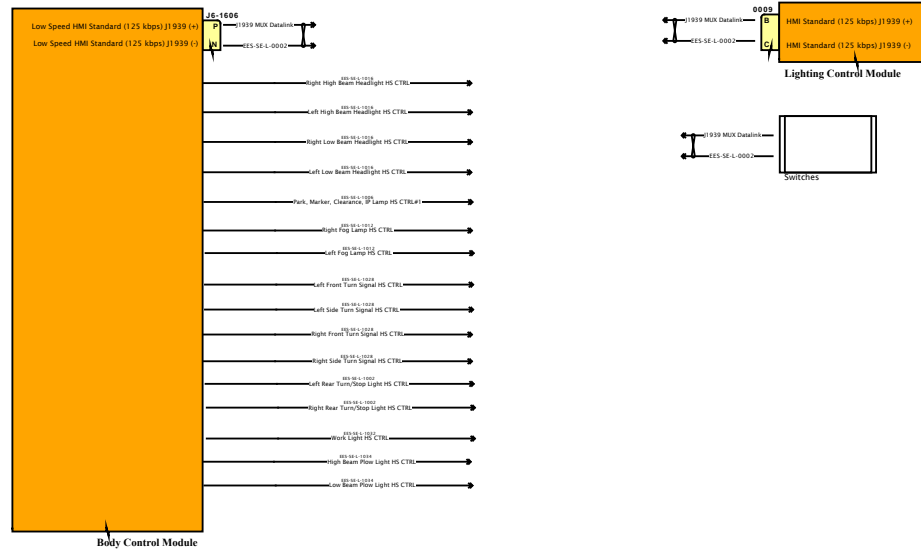












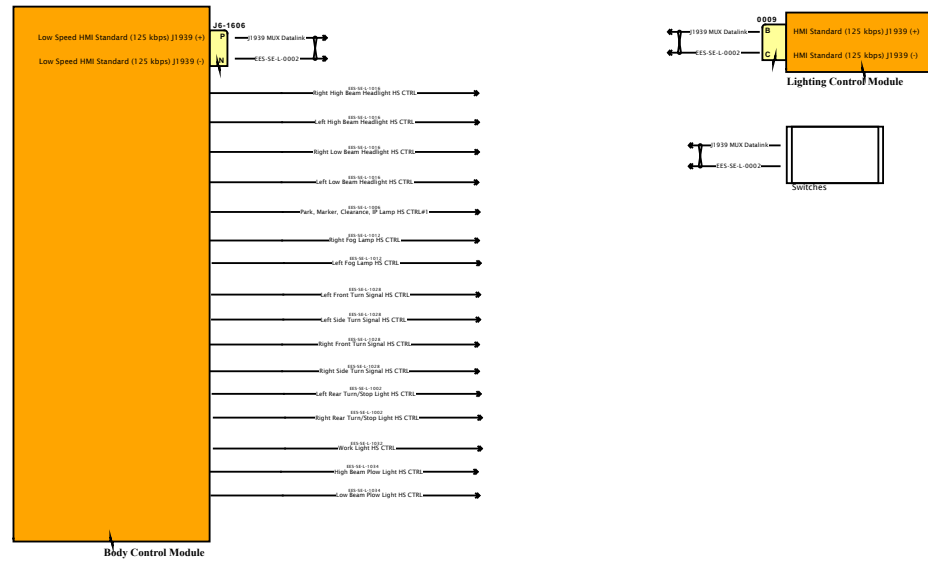
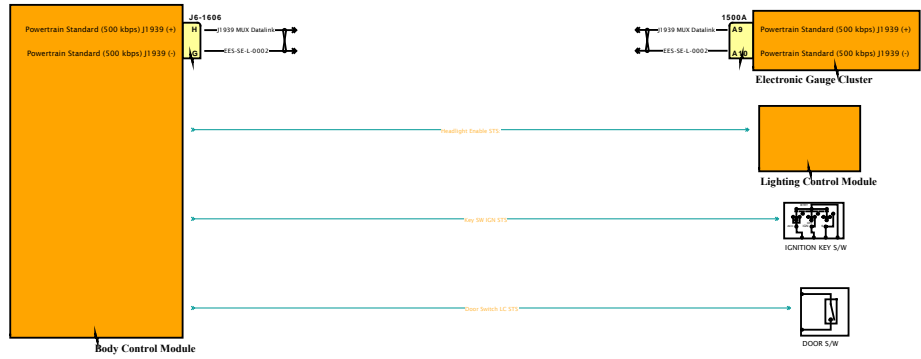


Diagram1

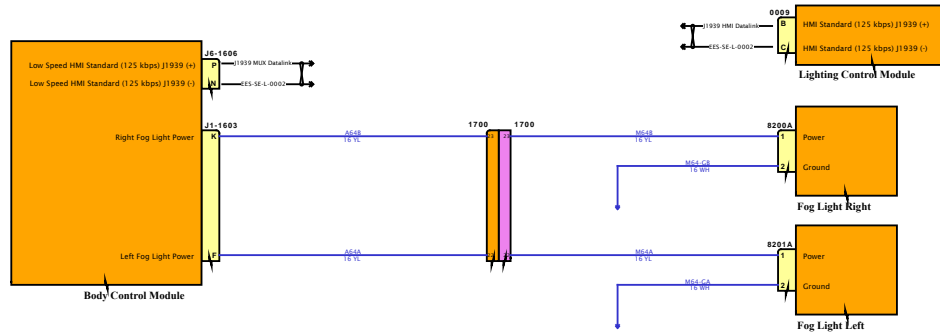
DESIGN DESCRIPTION

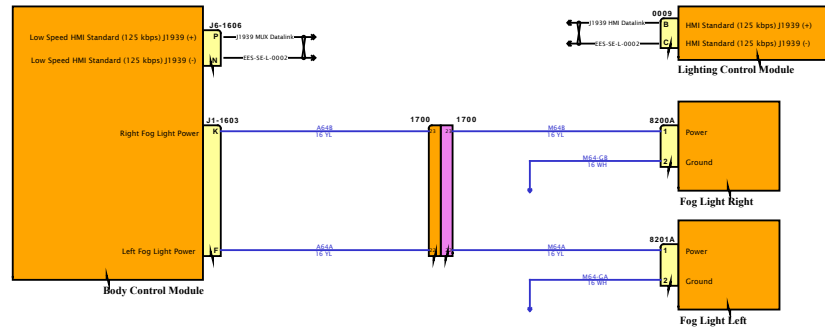
FEATURE CODES

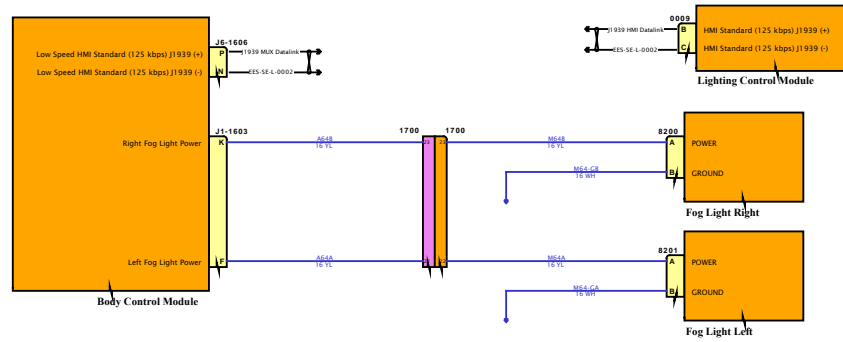


SOFTWARE FEATURE CODES









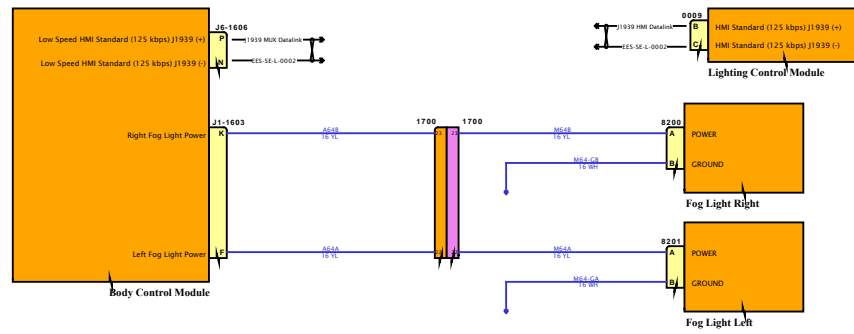
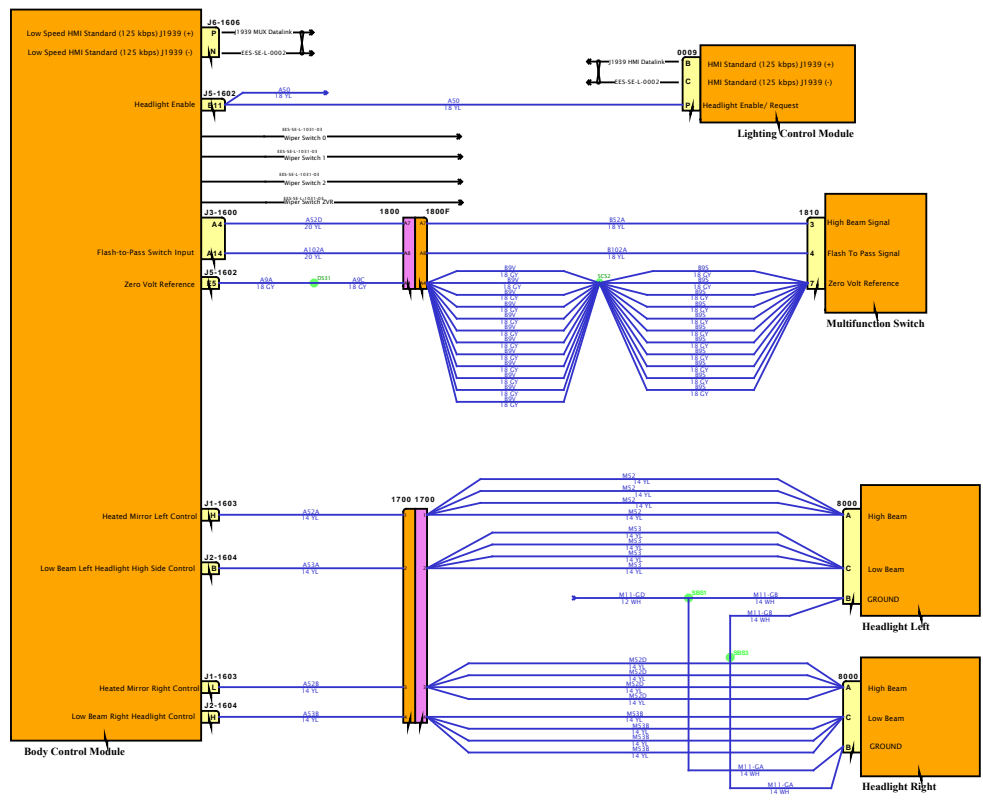


Diagram1-Combination1



DESIGN DESCRIPTION

FEATURE CODES

SOFTWARE FEATURE CODES



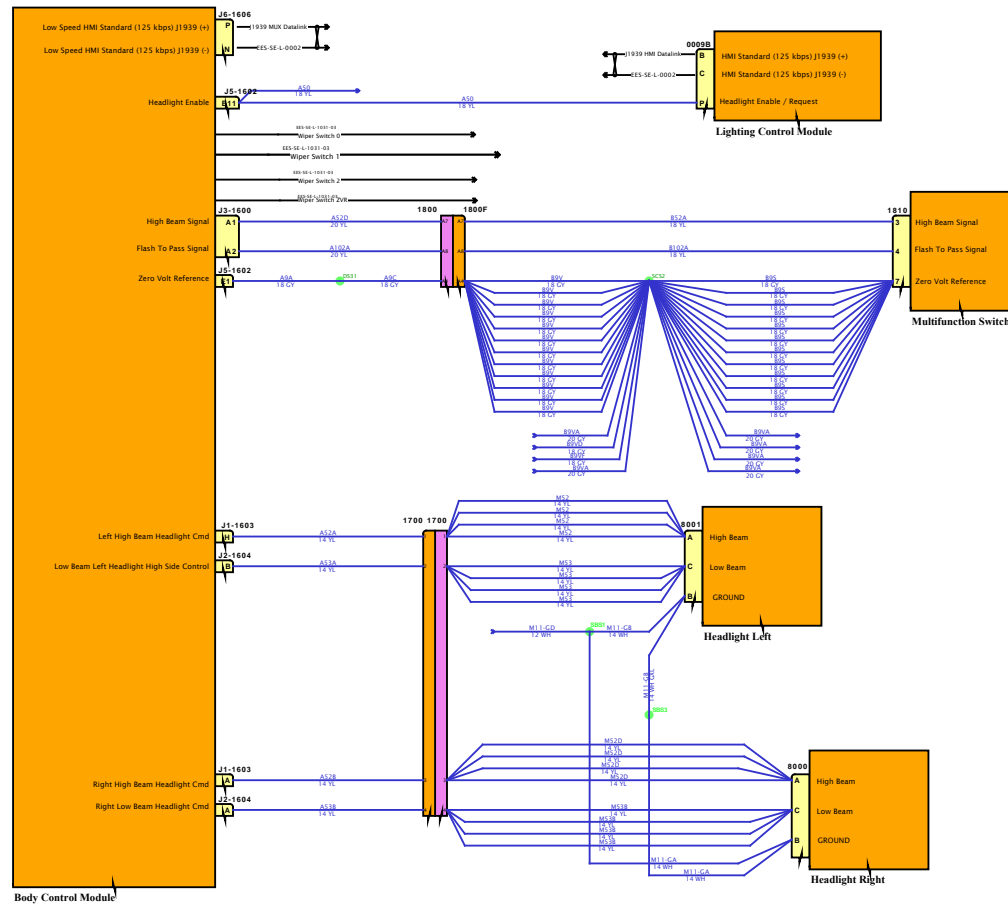
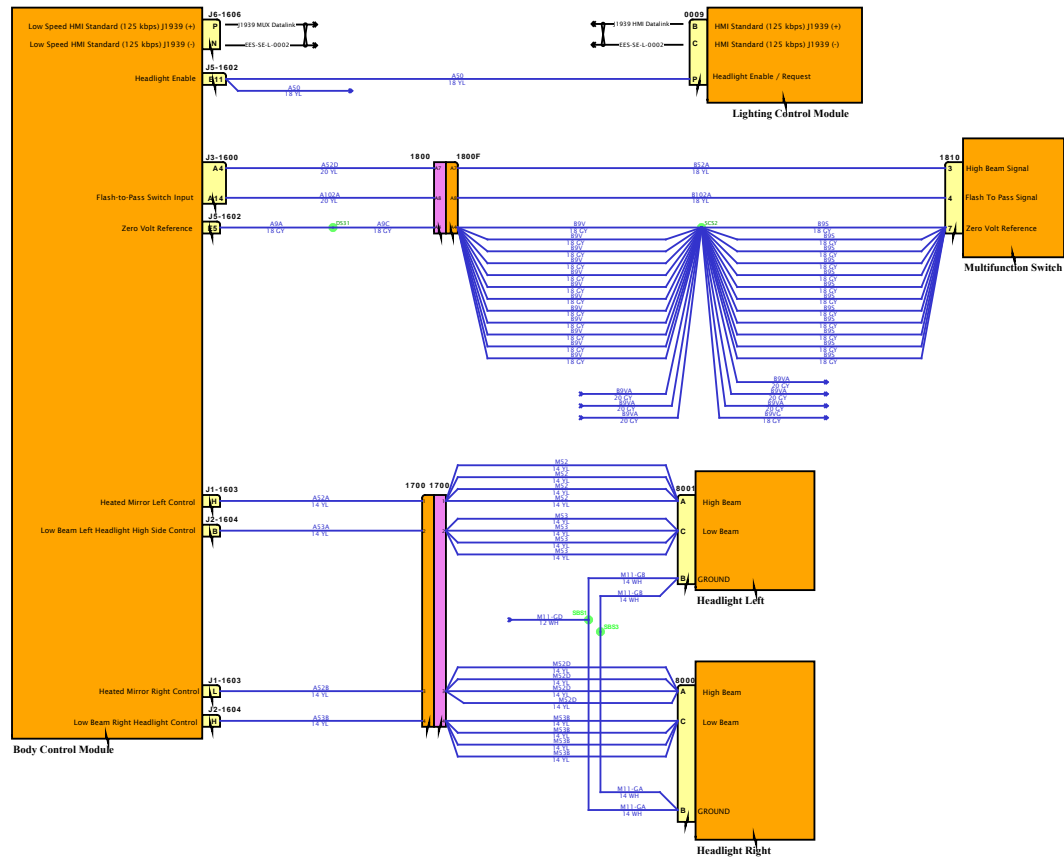


Diagram1-Combination1

DESIGN DESCRIPTION

FEATURE CODES

SOFTWARE FEATURE CODES



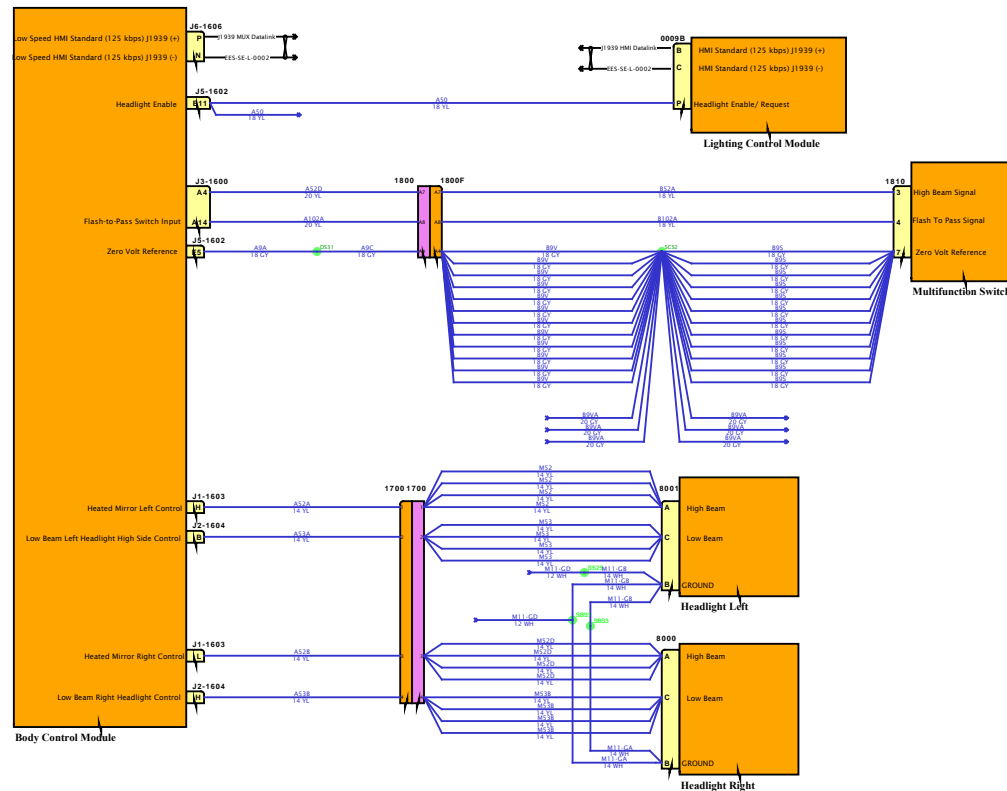
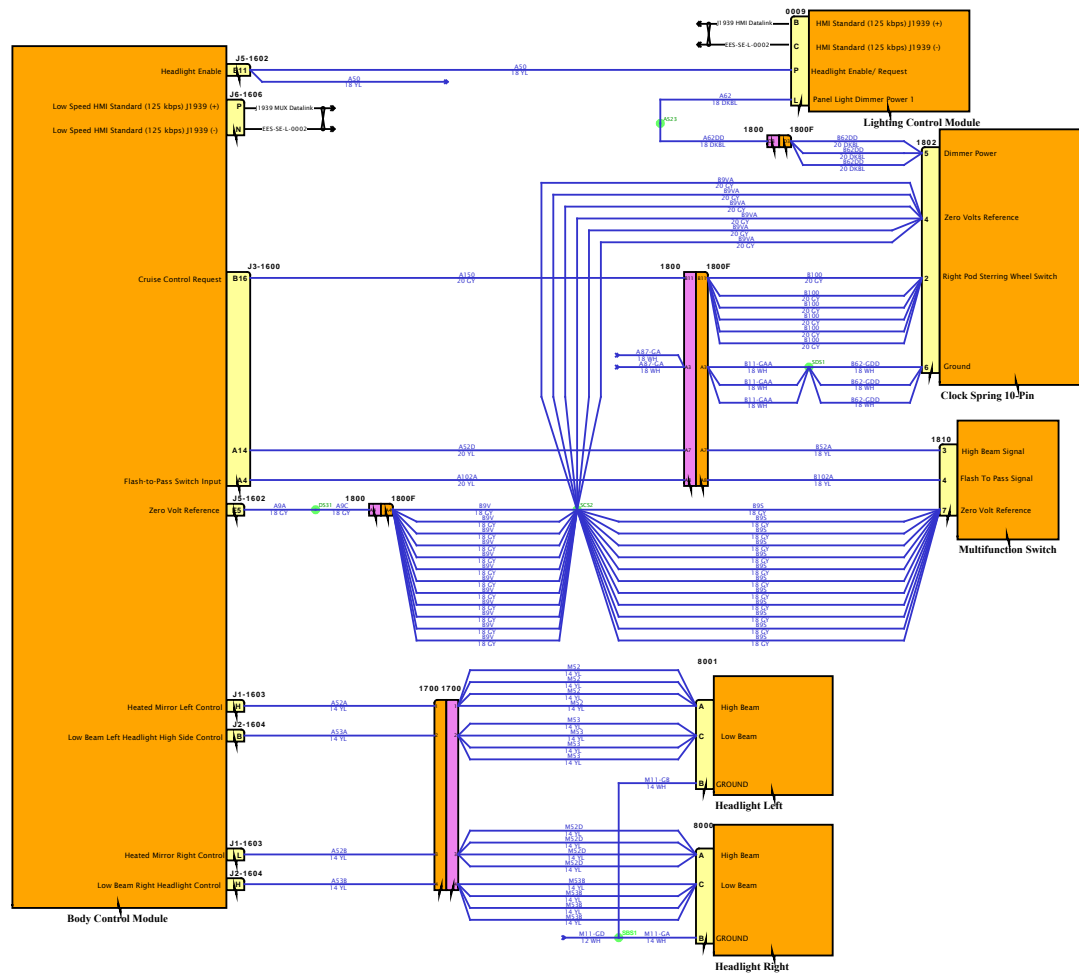


Diagram1-Combination1



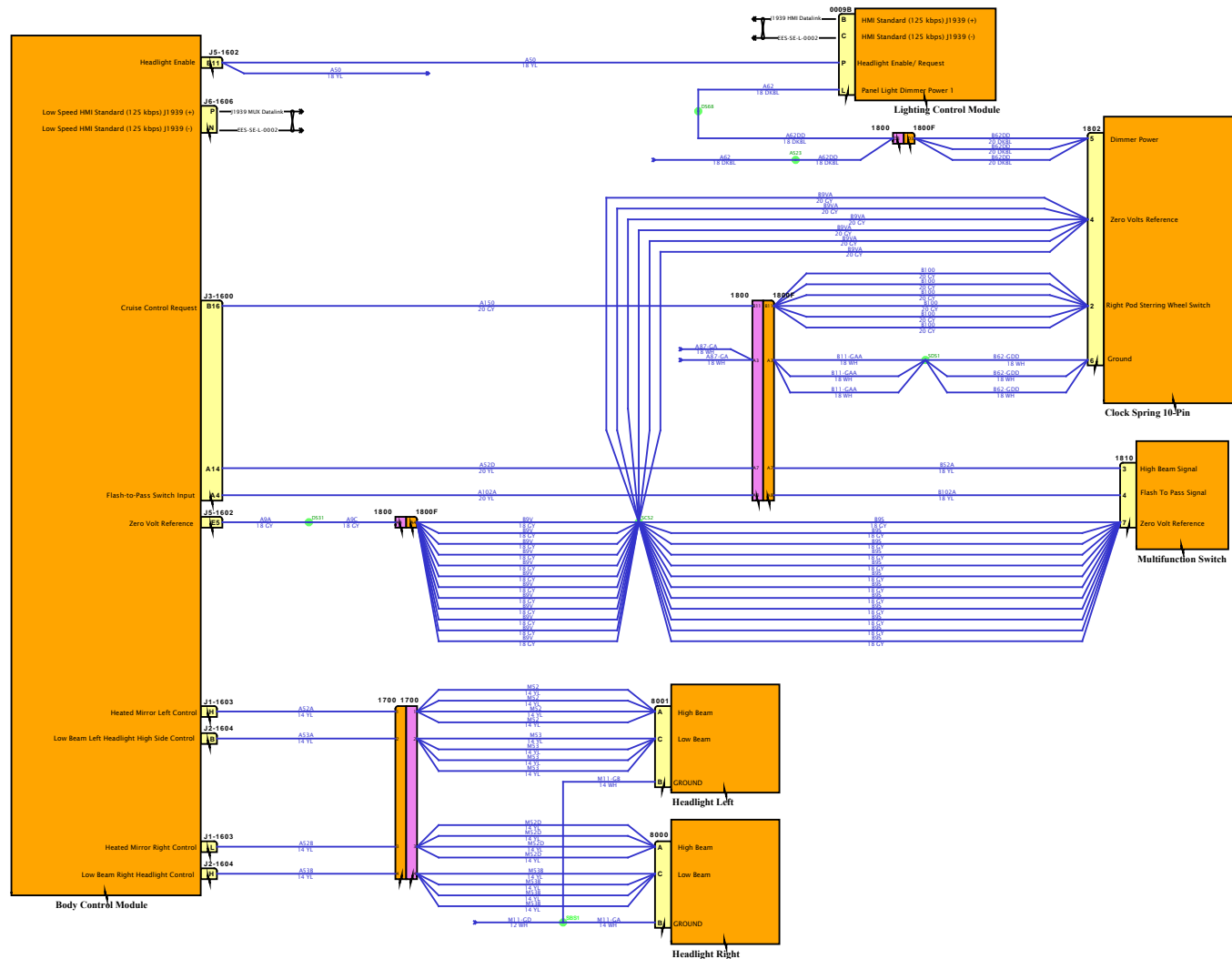
DESIGN DESCRIPTION

FEATURE CODES

SOFTWARE FEATURE CODES



Diagram1-Combination2



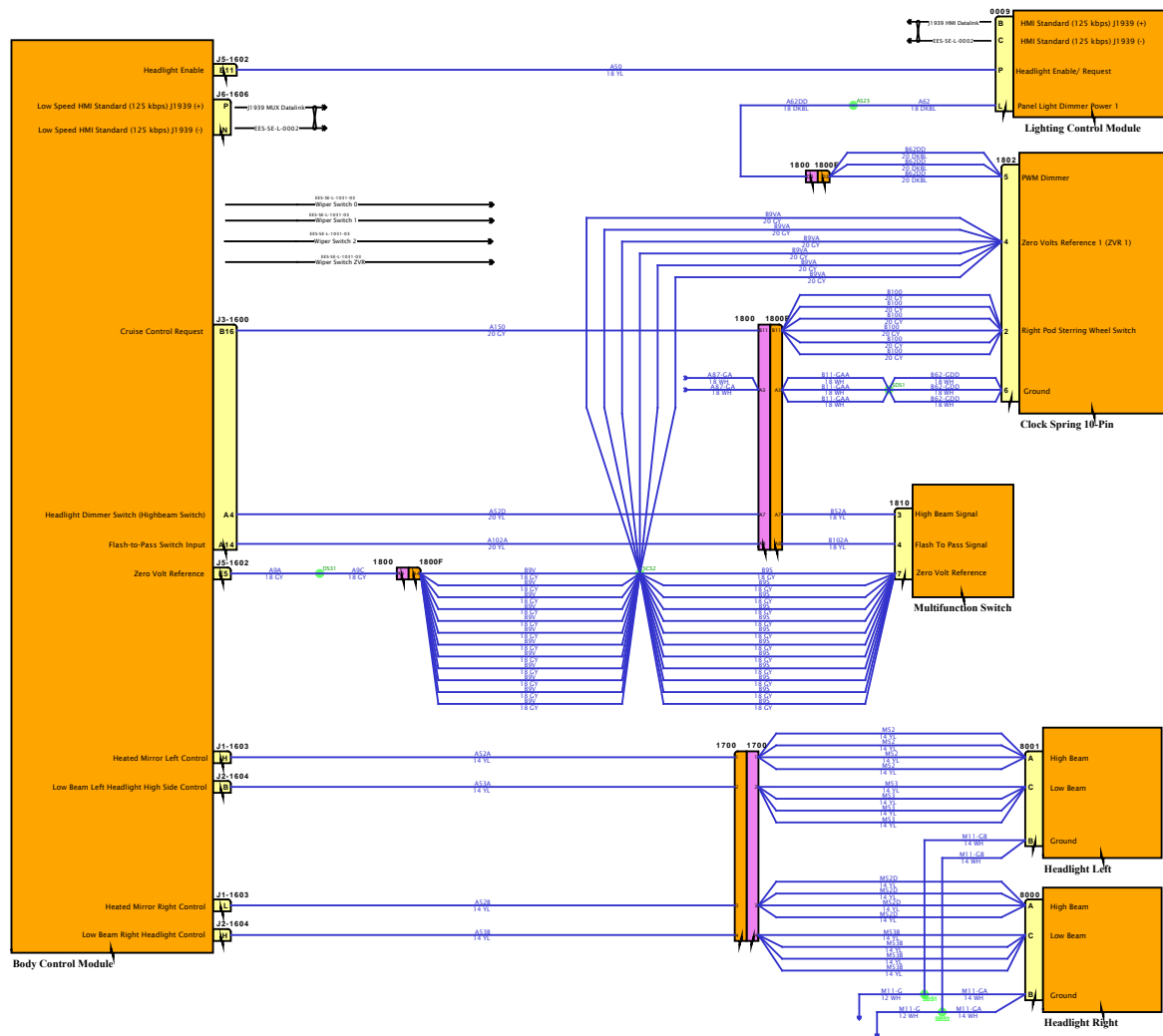
DESIGN DESCRIPTION

FEATURE CODES

SOFTWARE FEATURE CODES



Diagram1-Combination



DESIGN DESCRIPTION

FEATURE CODES

SOFTWARE FEATURE CODES



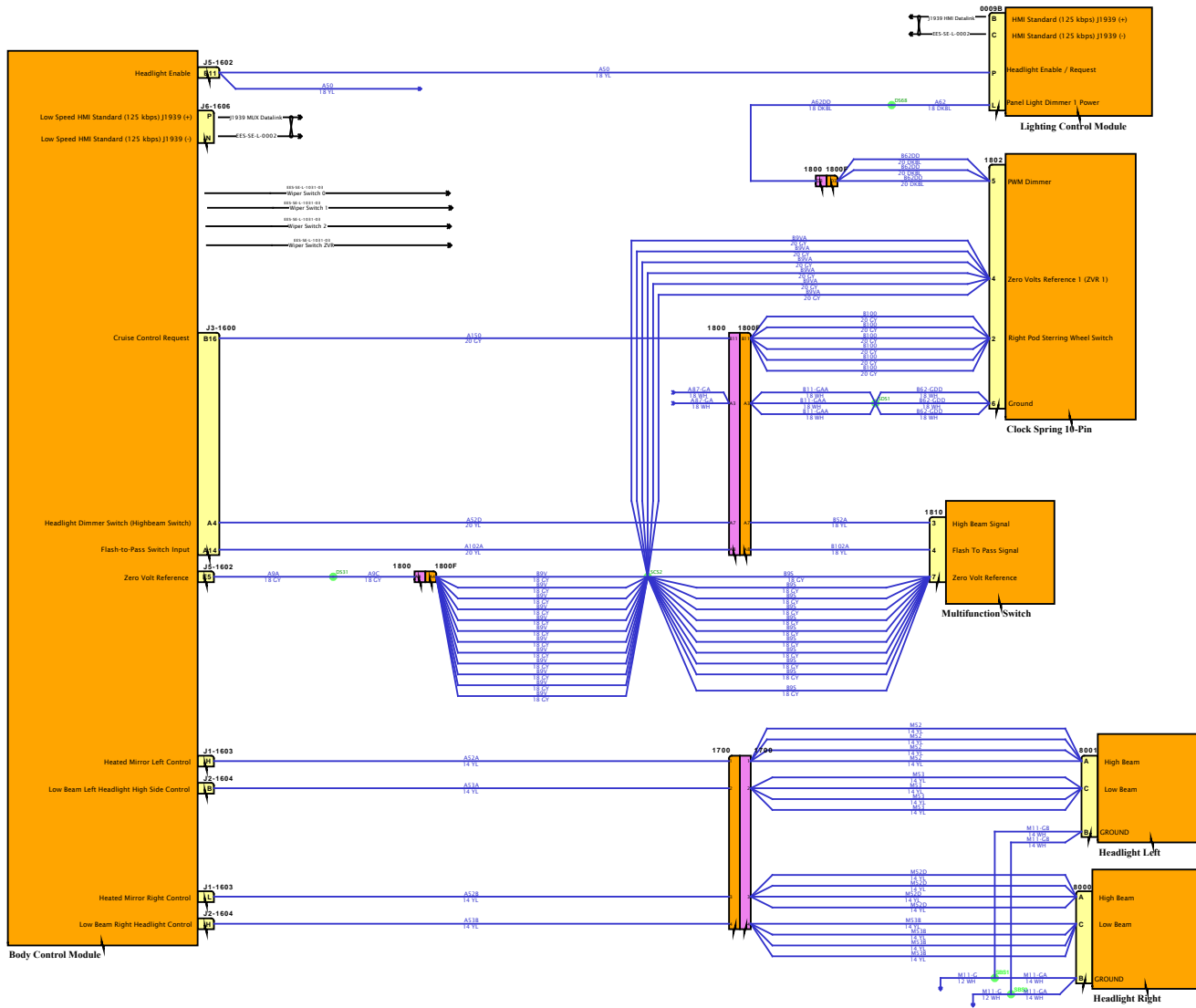
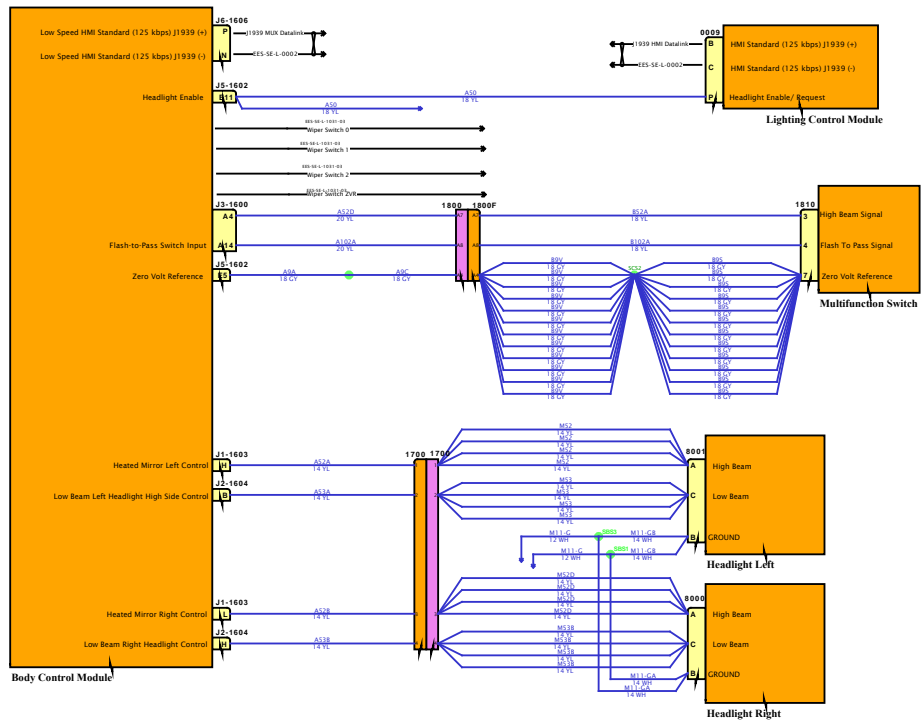


Diagram1-Combination1

DESIGN DESCRIPTION

FEATURE CODES

SOFTWARE FEATURE CODES



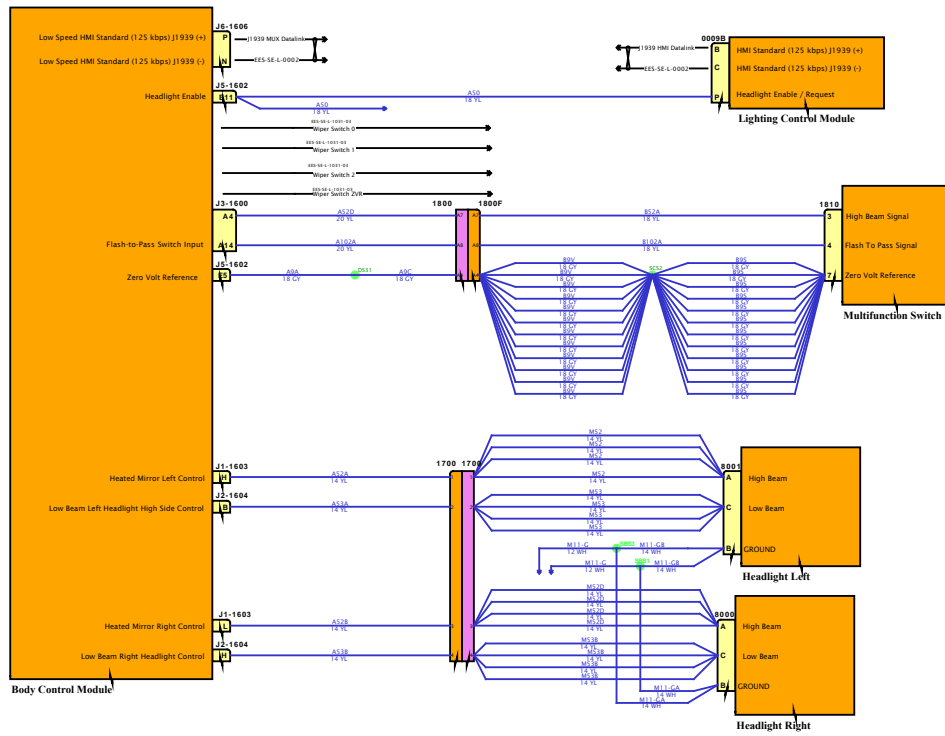
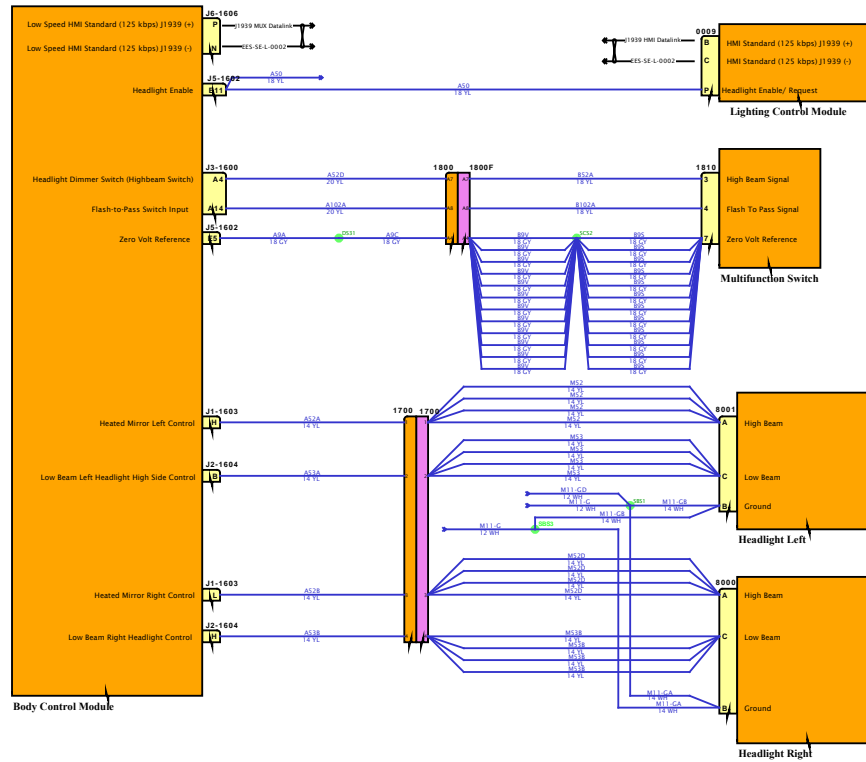


Diagram1-Combination1



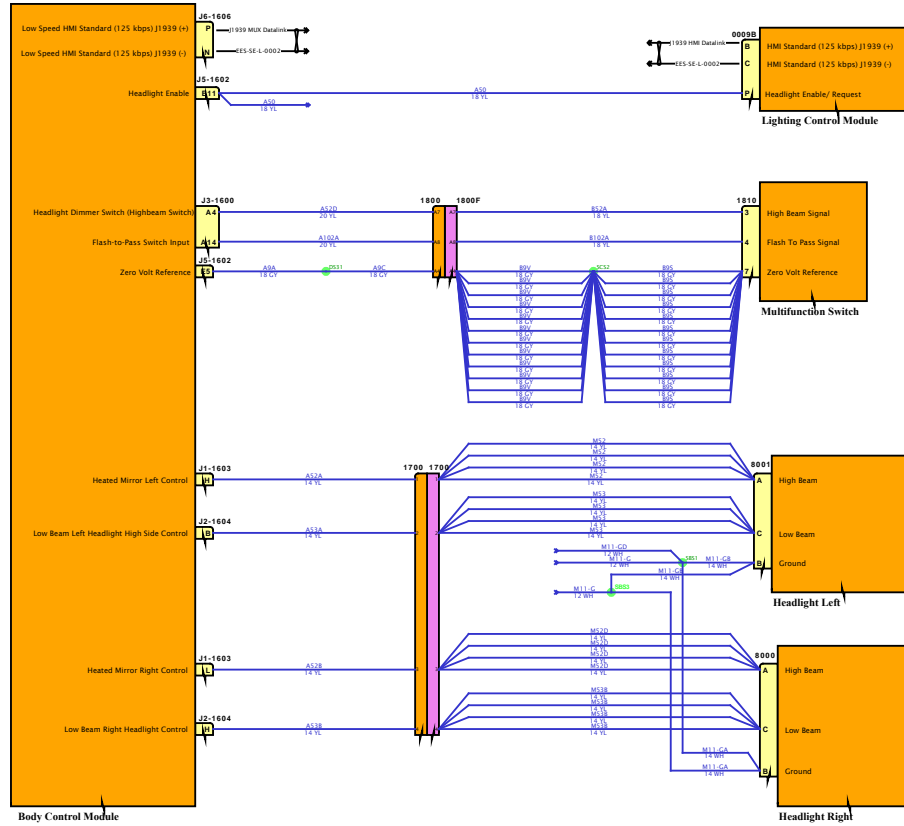
DESIGN DESCRIPTION

FEATURE CODES

SOFTWARE FEATURE CODES



Diagram1-Combination2



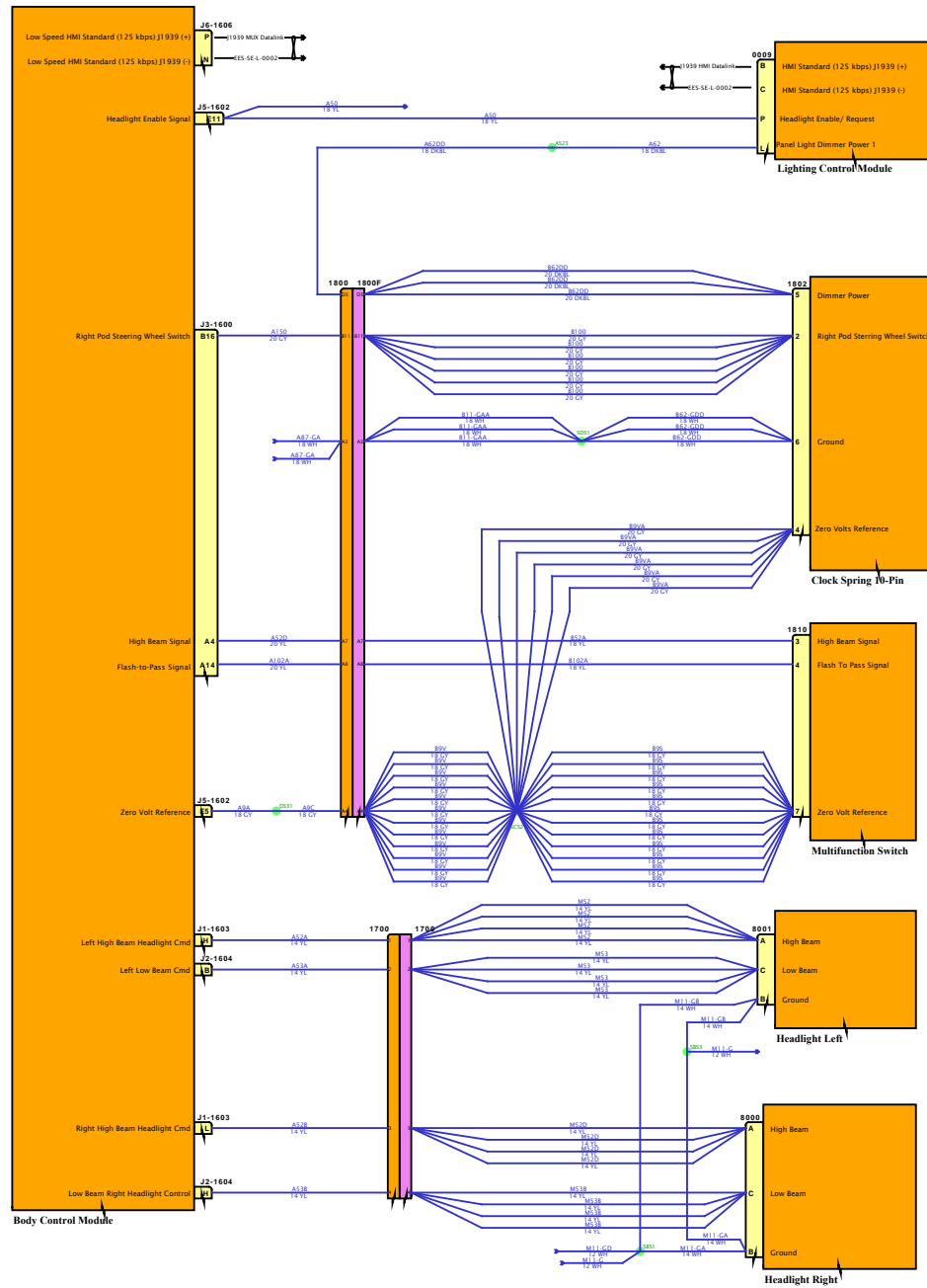
DESIGN DESCRIPTION

FEATURE CODES

SOFTWARE FEATURE CODES



Diagram 1-Combination 1



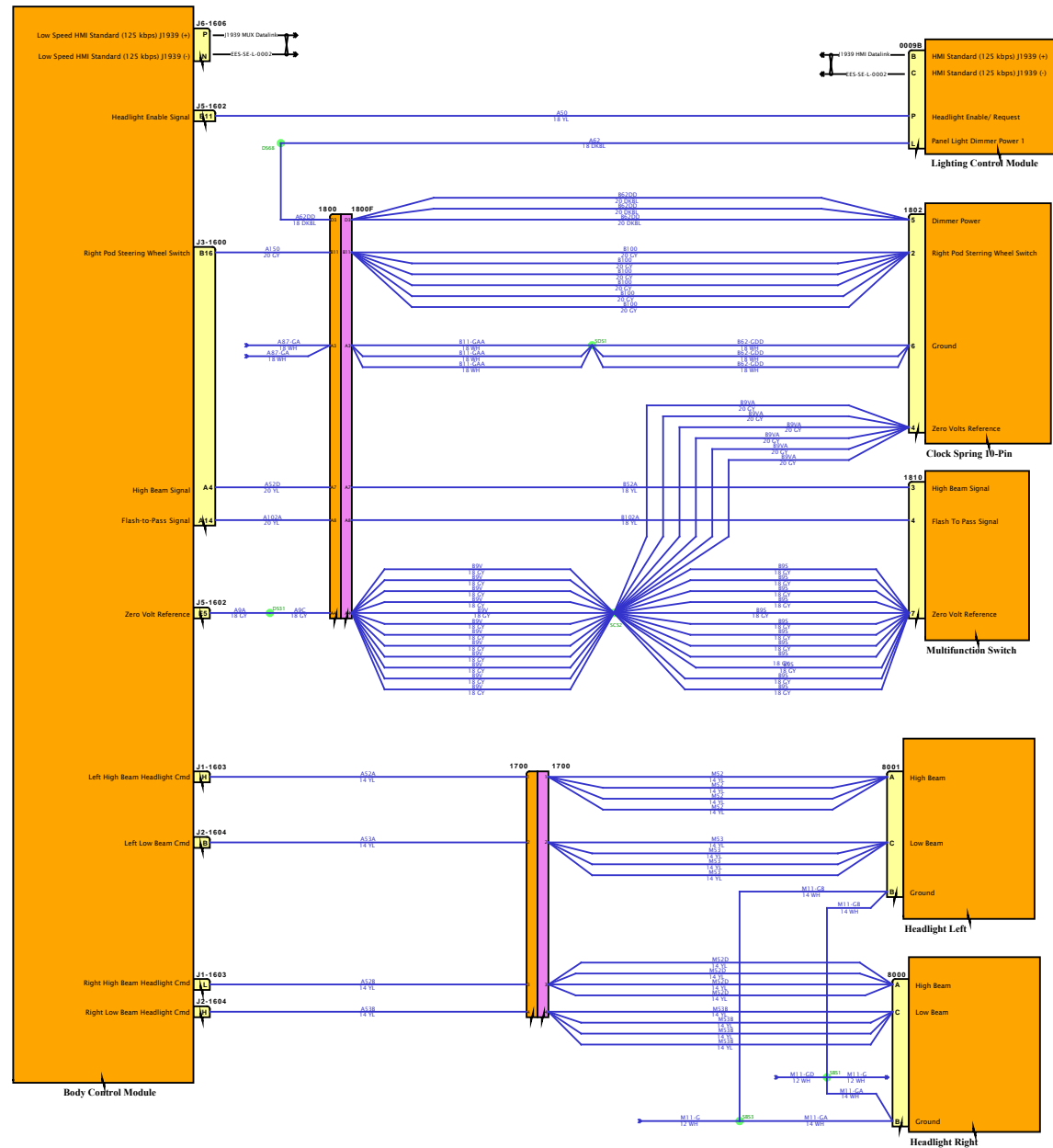
DESIGN DESCRIPTION

FEATURE CODES

SOFTWARE FEATURE CODES



Diagram1-Combination2



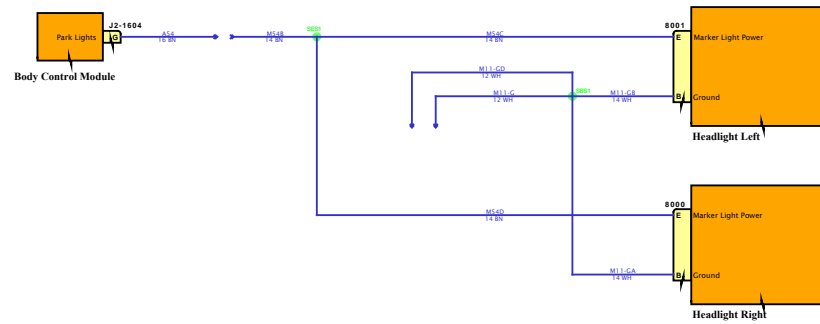
DESIGN DESCRIPTION

FEATURE CODES

SOFTWARE FEATURE CODES



Diagram1



DESIGN DESCRIPTION

FEATURE CODES

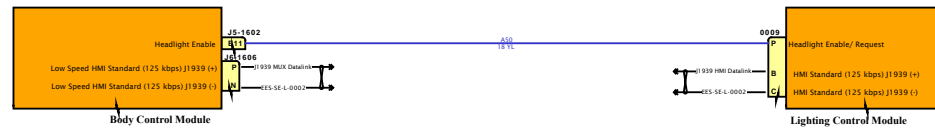
SOFTWARE FEATURE CODES



Diagram1-Combination1

DESIGN DESCRIPTION

FEATURE CODES

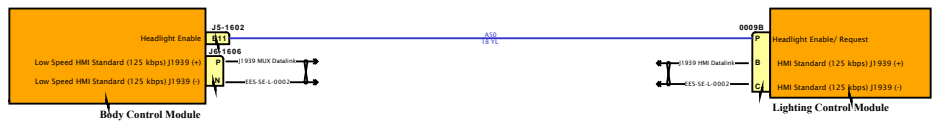


SOFTWARE FEATURE CODES



DESIGN DESCRIPTION

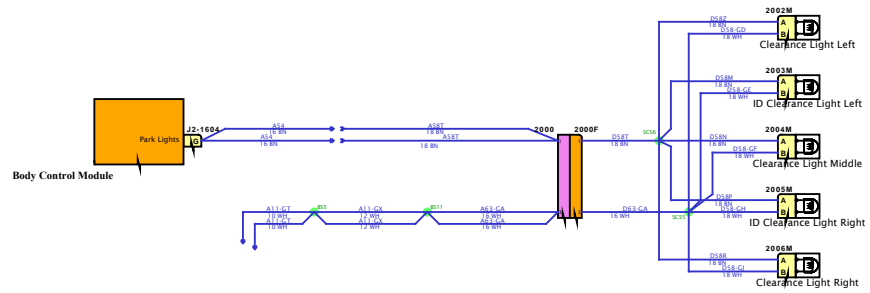
FEATURE CODES



SOFTWARE FEATURE CODES



Diagram1



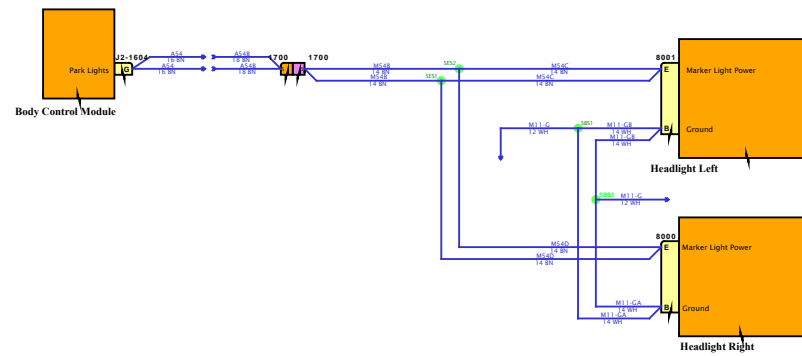
DESIGN DESCRIPTION

FEATURE CODES

SOFTWARE FEATURE CODES



Diagram1



DESIGN DESCRIPTION

FEATURE CODES

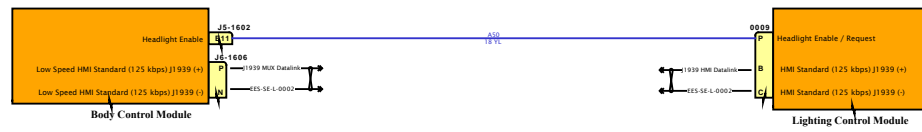
SOFTWARE FEATURE CODES



Diagram1-Combination1

DESIGN DESCRIPTION

FEATURE CODES

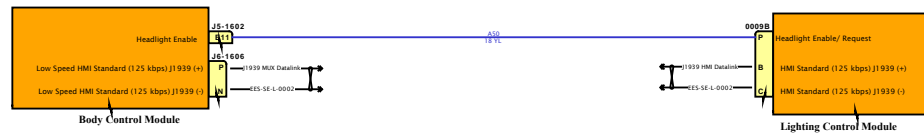


SOFTWARE FEATURE CODES



DESIGN DESCRIPTION

FEATURE CODES

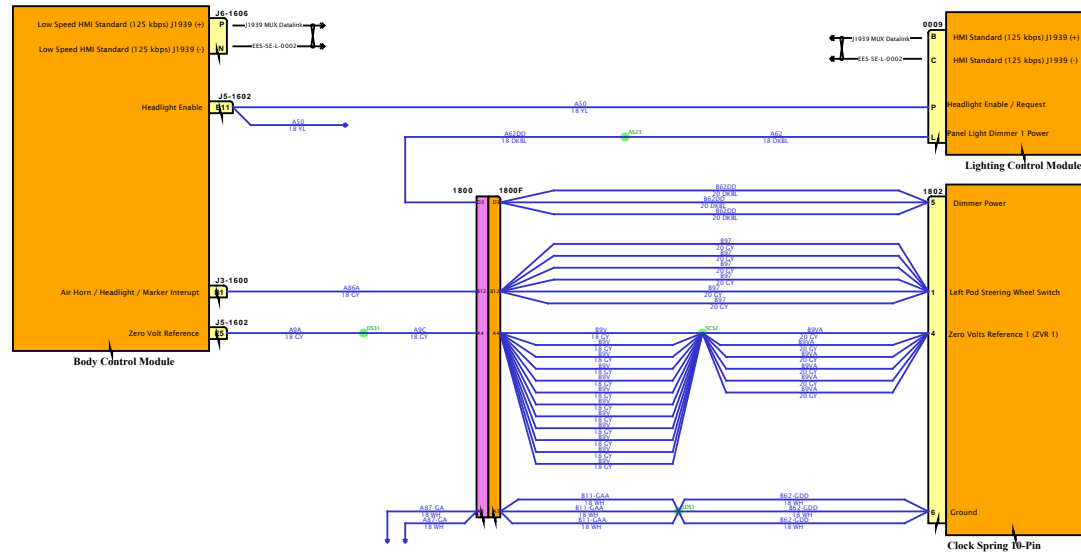


SOFTWARE FEATURE CODES

Diagram1-Combination1

DESIGN DESCRIPTION

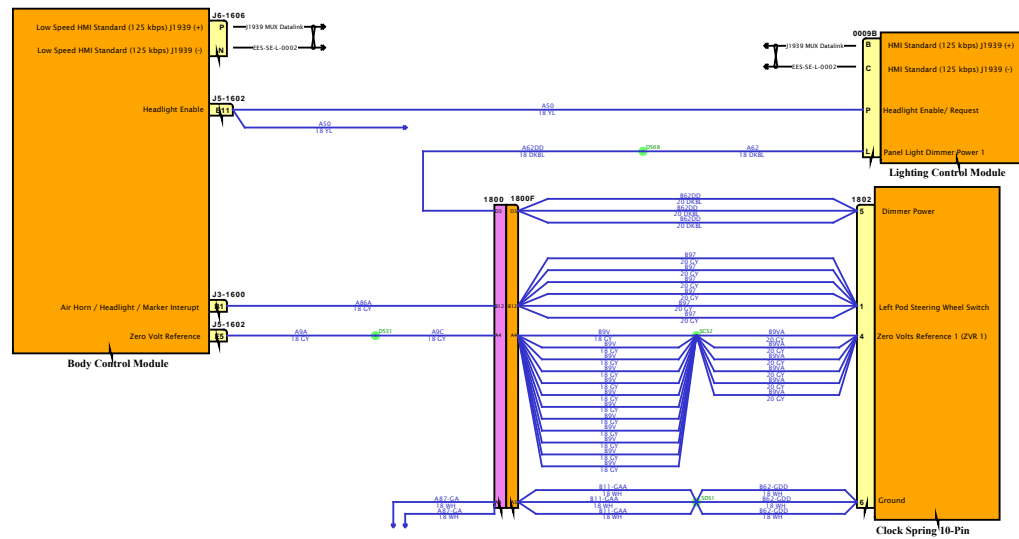
FEATURE CODES



SOFTWARE FEATURE CODES



Diagram1-Combination2



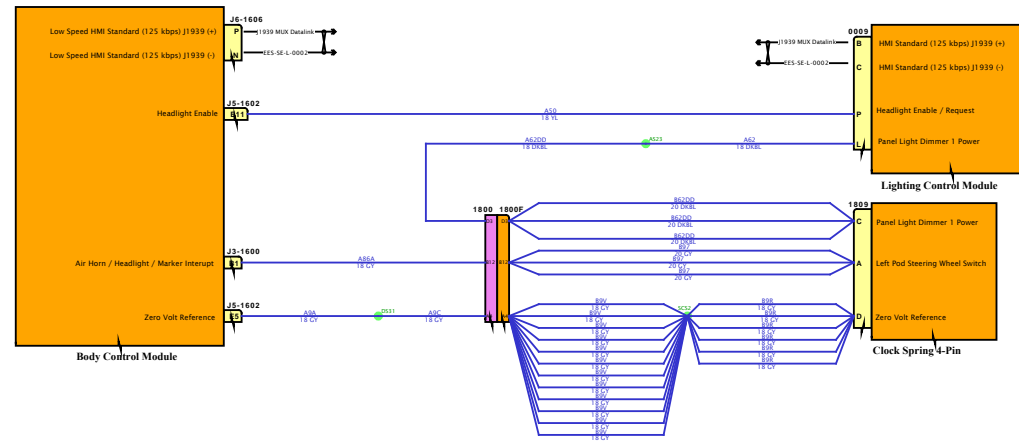
DESIGN DESCRIPTION

FEATURE CODES

SOFTWARE FEATURE CODES



Diagram1-Combination1

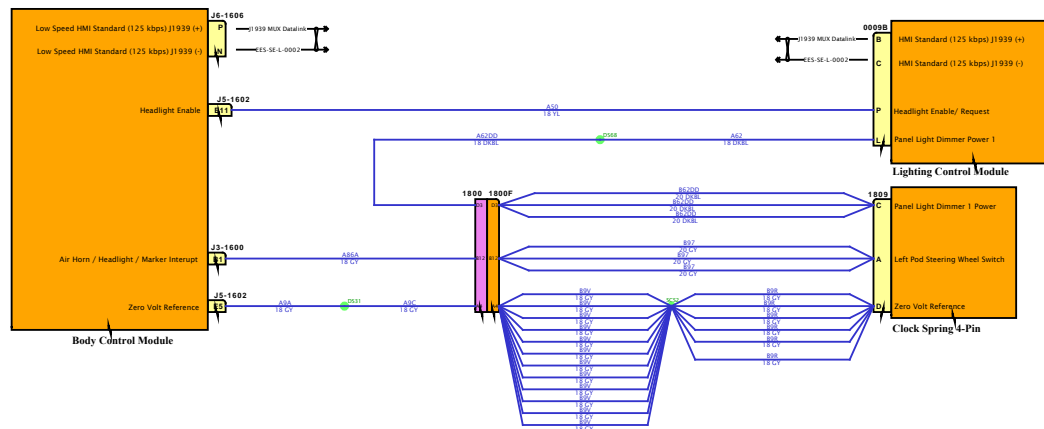


DESIGN DESCRIPTION

FEATURE CODES

SOFTWARE FEATURE CODES





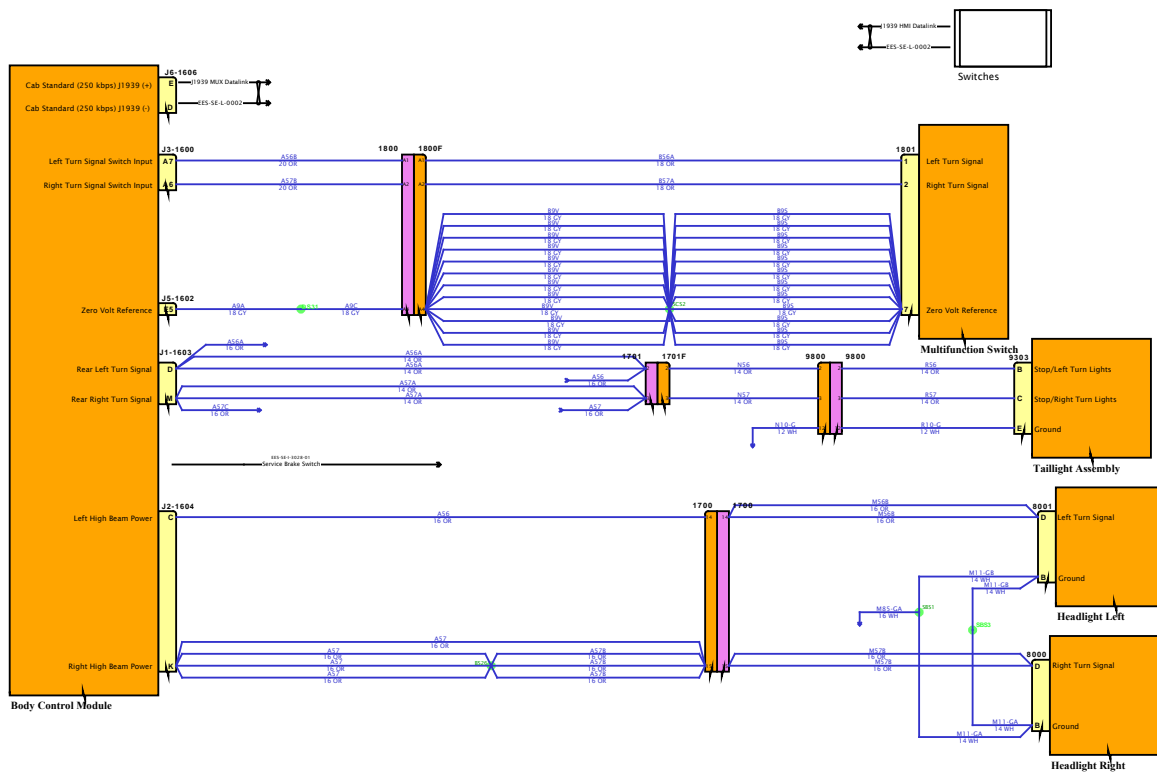
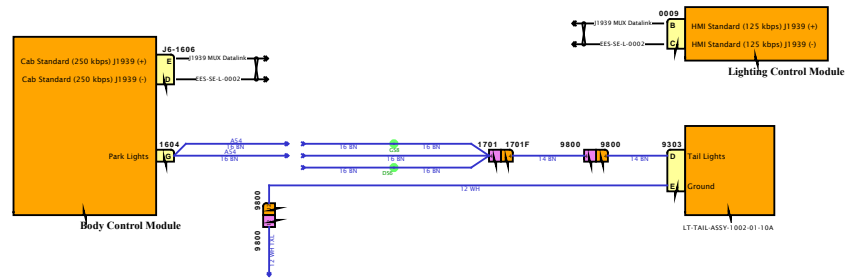


Diagram1

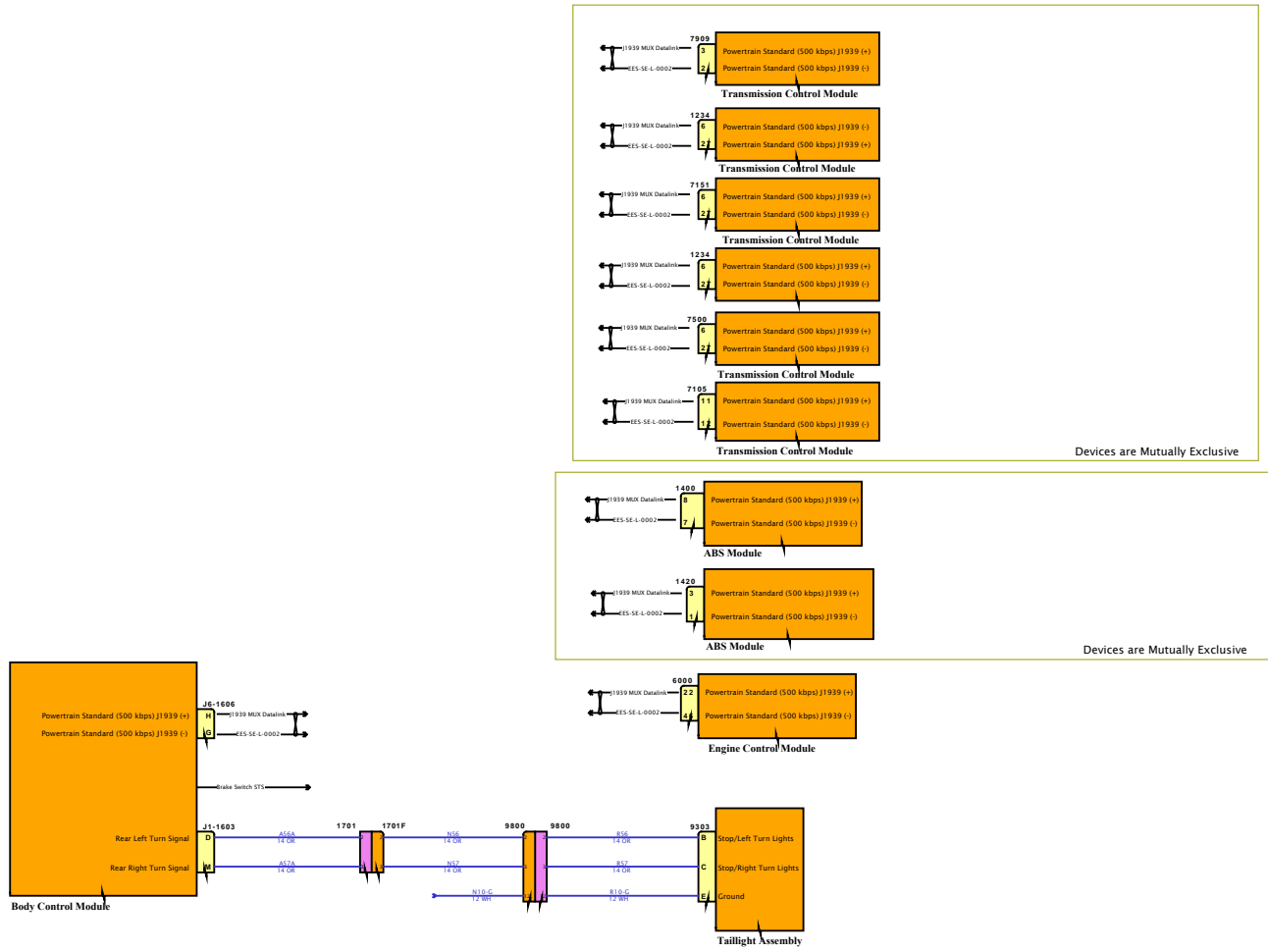
DESIGN DESCRIPTION

FEATURE CODES



SOFTWARE FEATURE CODES





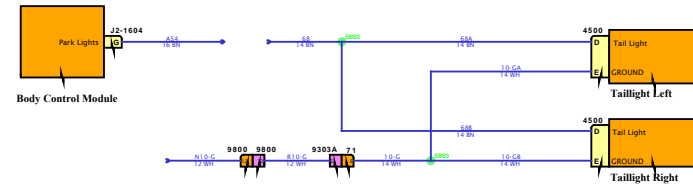
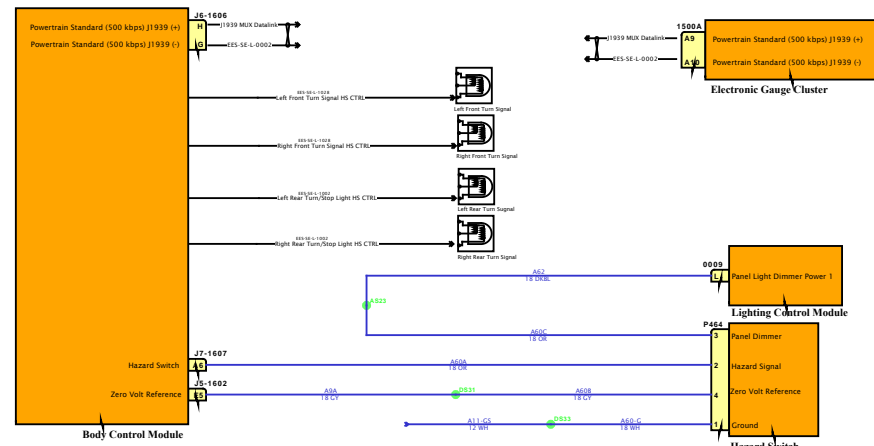


Diagram1-Combination1



DESIGN DESCRIPTION

FEATURE CODES

SOFTWARE FEATURE CODES



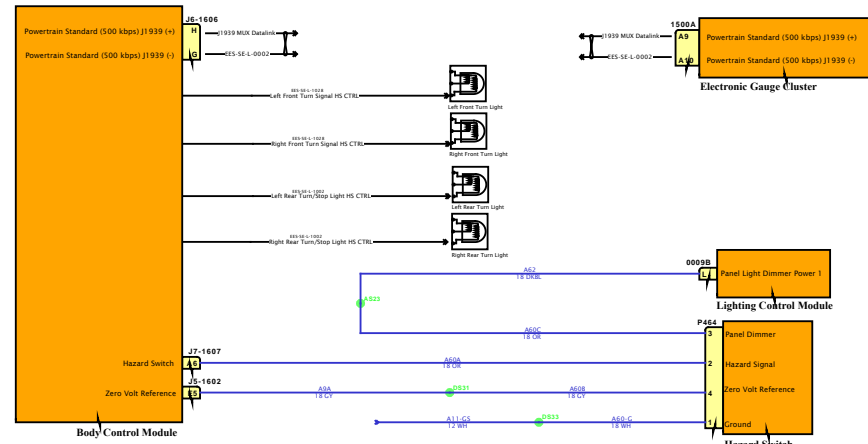
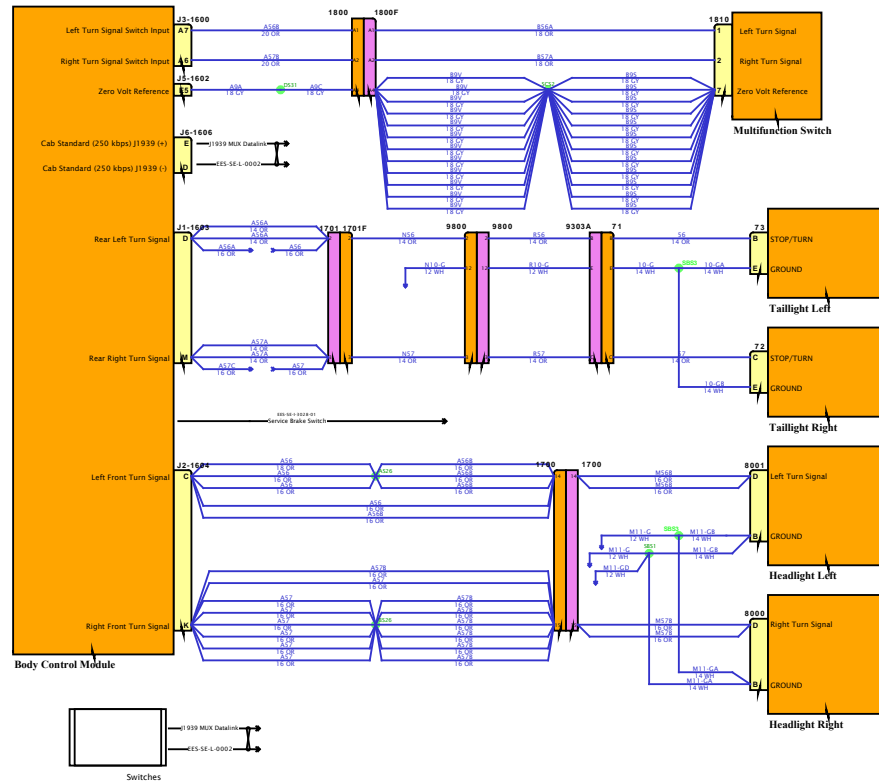


Diagram1

DESIGN DESCRIPTION

FEATURE CODES



SOFTWARE FEATURE CODES



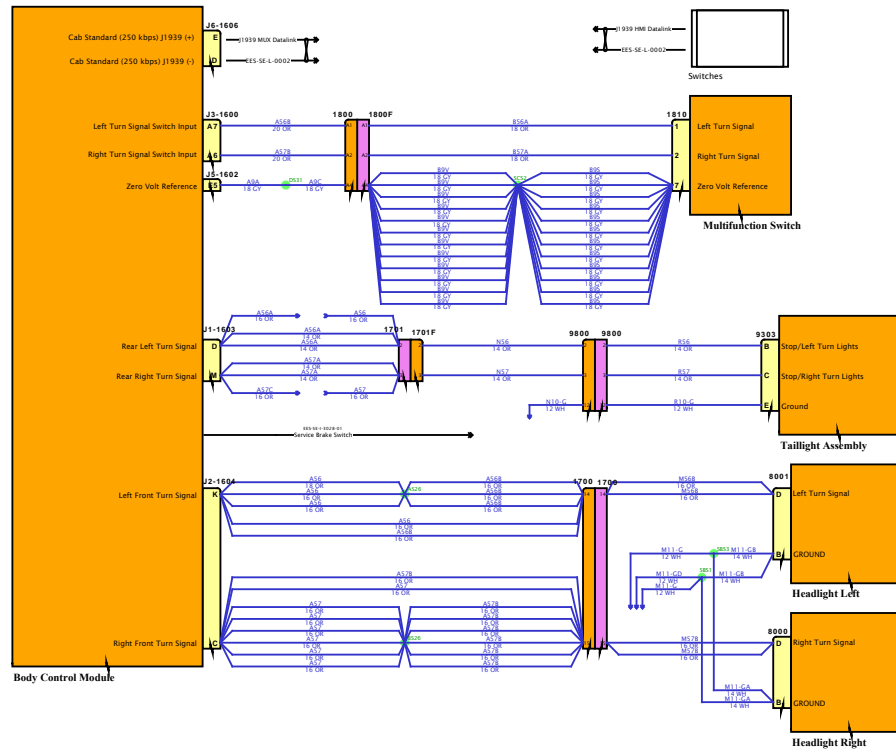
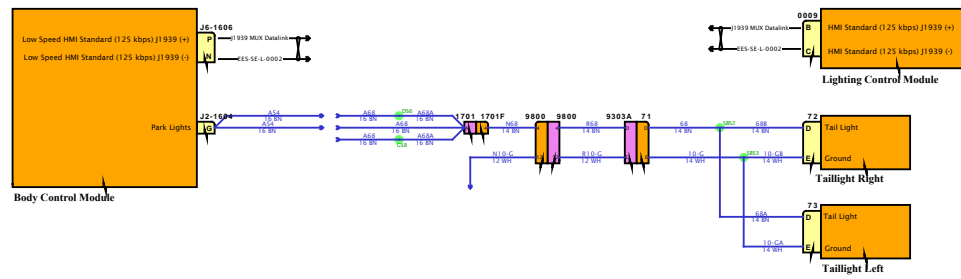


Diagram1



DESIGN DESCRIPTION

FEATURE CODES

SOFTWARE FEATURE CODES



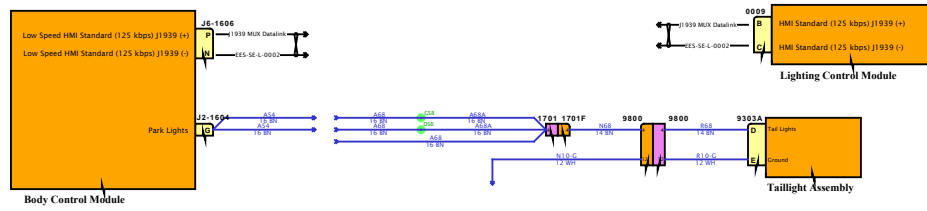
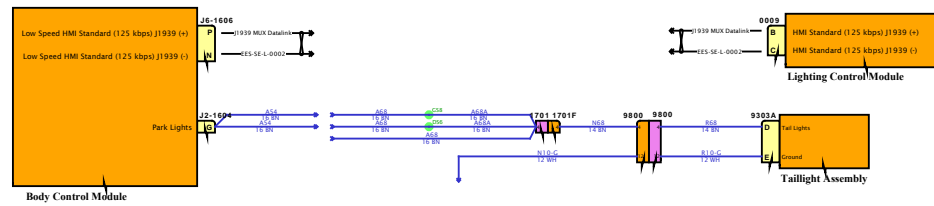


Diagram1

DESIGN DESCRIPTION

FEATURE CODES



SOFTWARE FEATURE CODES



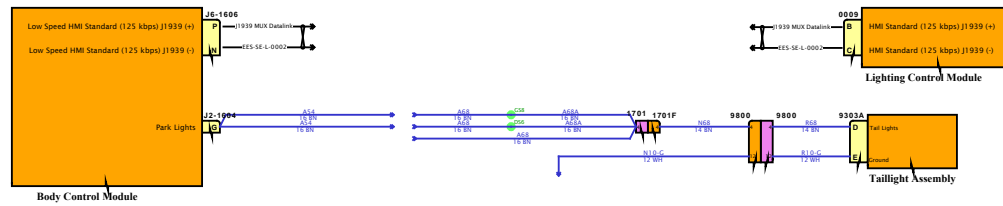
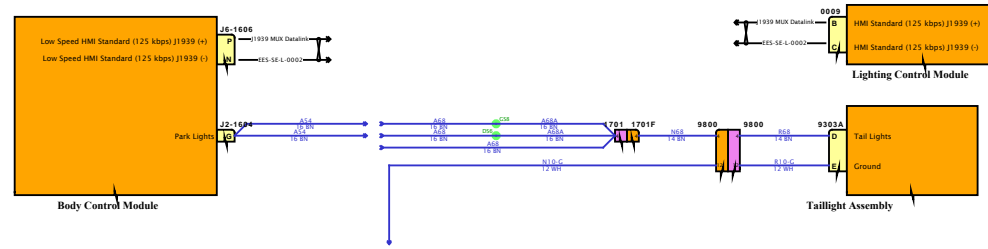


Diagram1

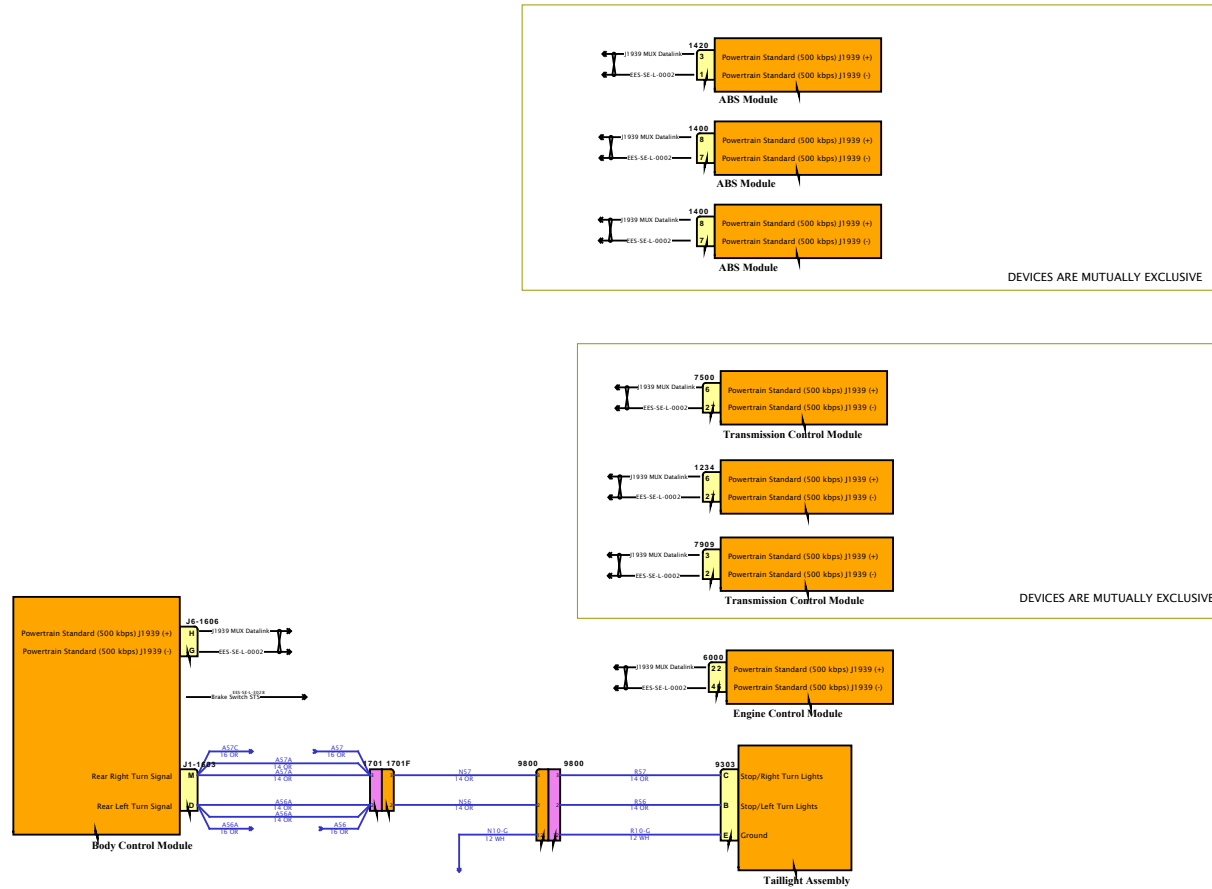
DESIGN DESCRIPTION

FEATURE CODES



SOFTWARE FEATURE CODES





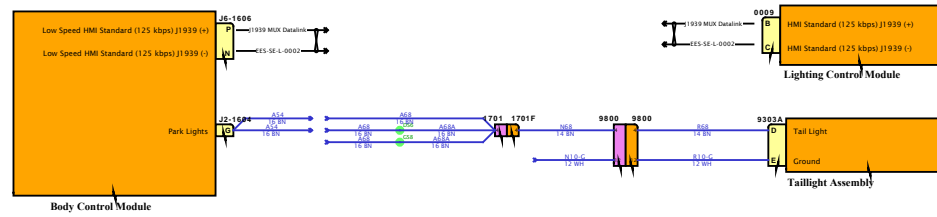
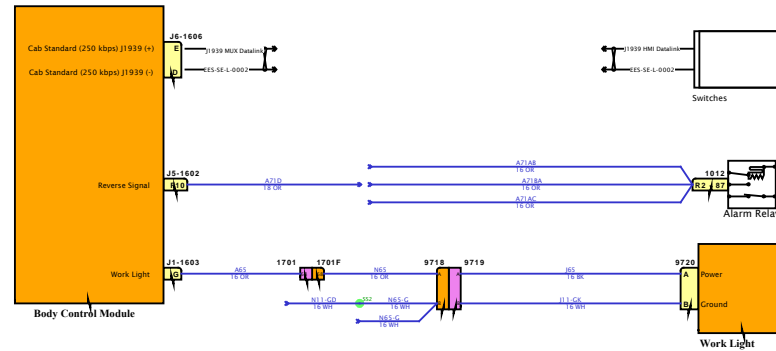


Diagram1-Combination1

DESIGN DESCRIPTION

FEATURE CODES



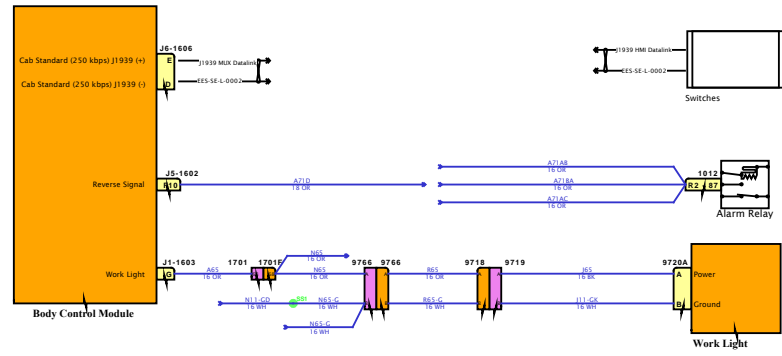
SOFTWARE FEATURE CODES



Diagram1-Combination2

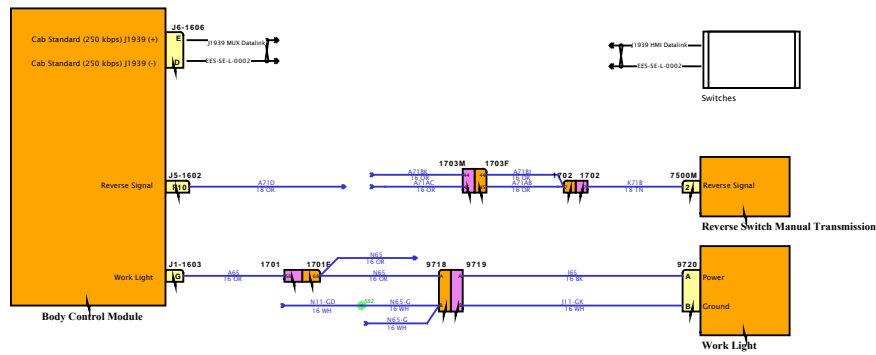
DESIGN DESCRIPTION

FEATURE CODES



SOFTWARE FEATURE CODES





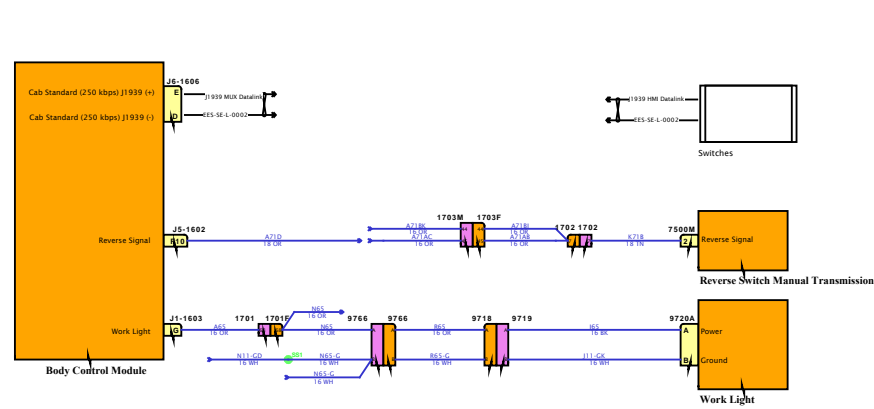
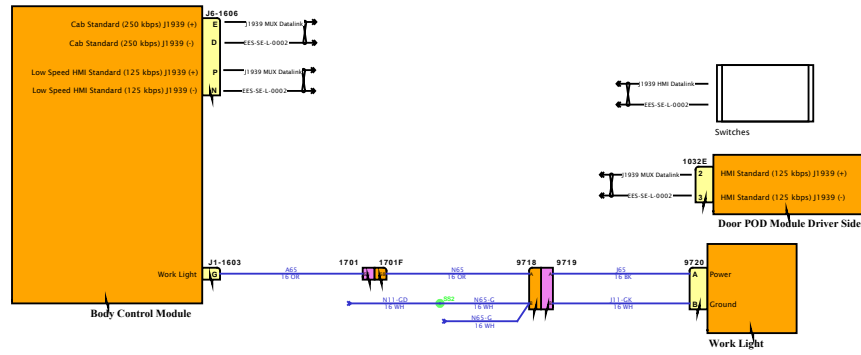


Diagram1-Combination1

DESIGN DESCRIPTION

FEATURE CODES



SOFTWARE FEATURE CODES



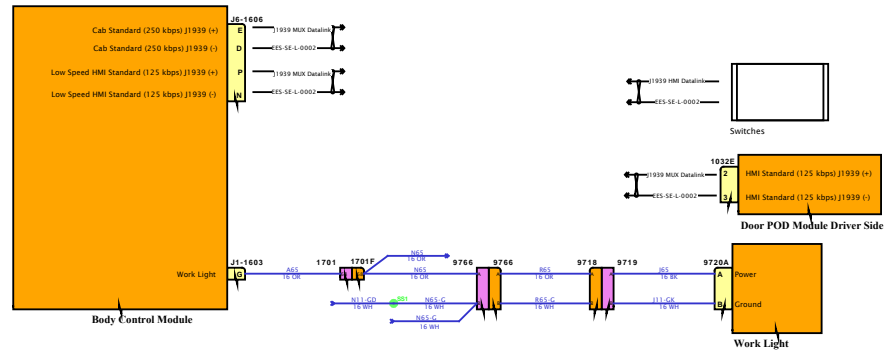
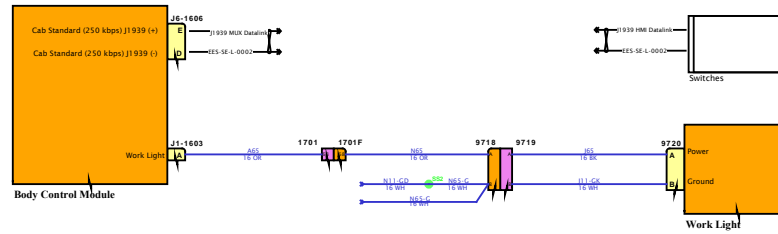


Diagram1-Combination1

DESIGN DESCRIPTION

FEATURE CODES

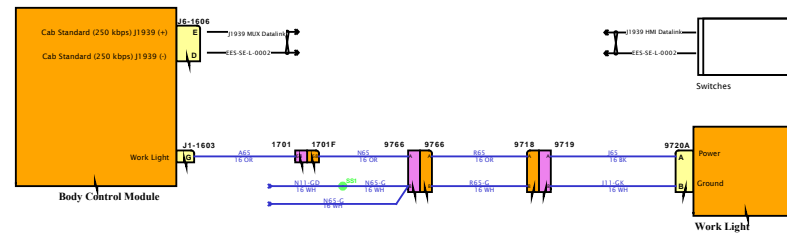


SOFTWARE FEATURE CODES



DESIGN DESCRIPTION

FEATURE CODES



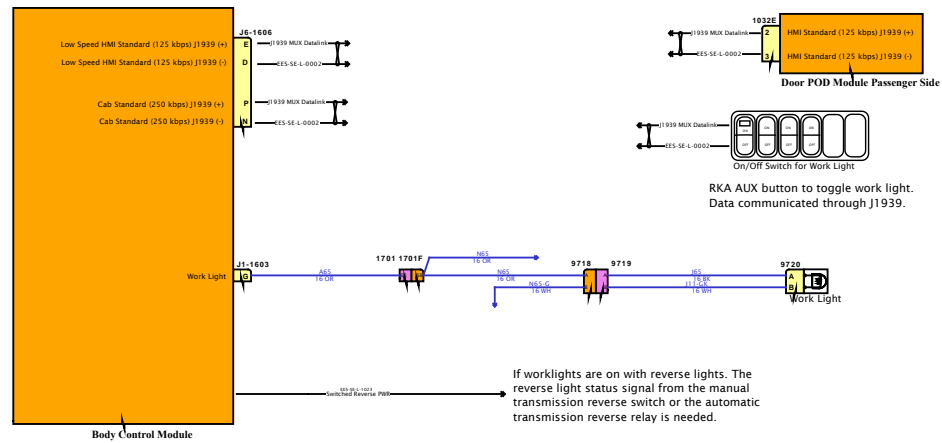
SOFTWARE FEATURE CODES



Diagram1-Combination1

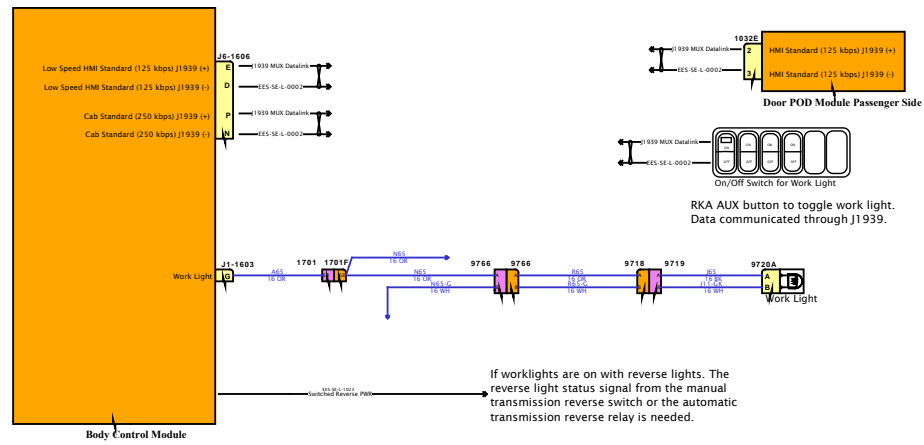
DESIGN DESCRIPTION

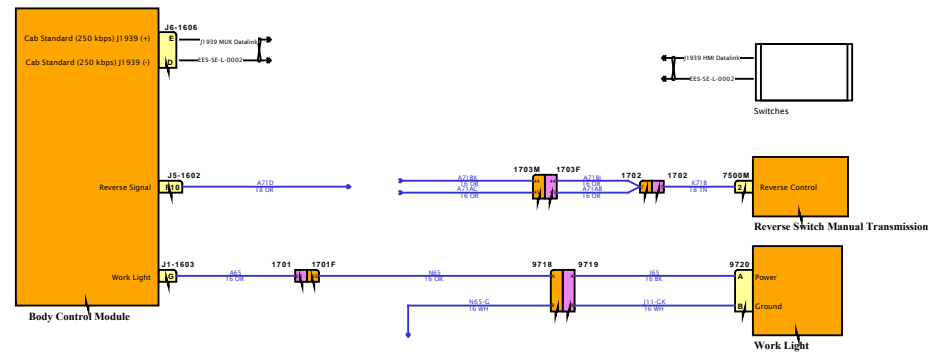
FEATURE CODES



SOFTWARE FEATURE CODES







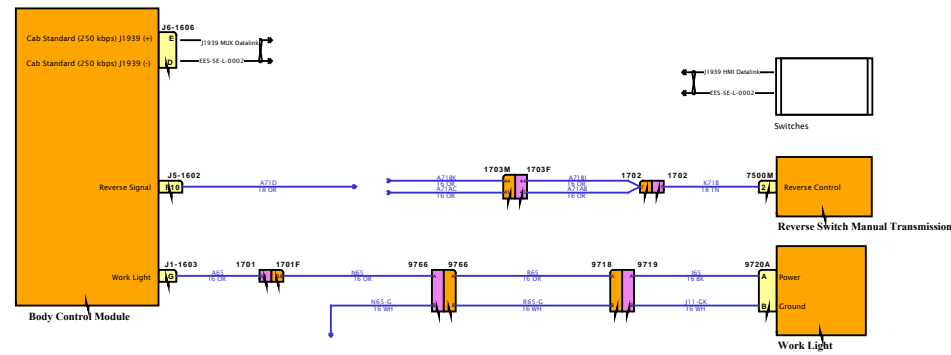
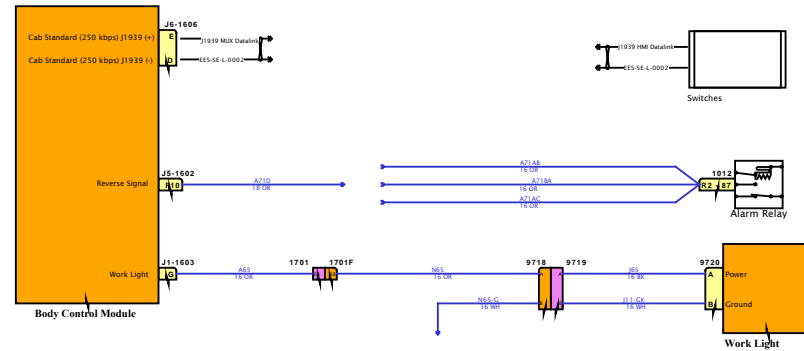


Diagram1-Combination1

DESIGN DESCRIPTION

FEATURE CODES



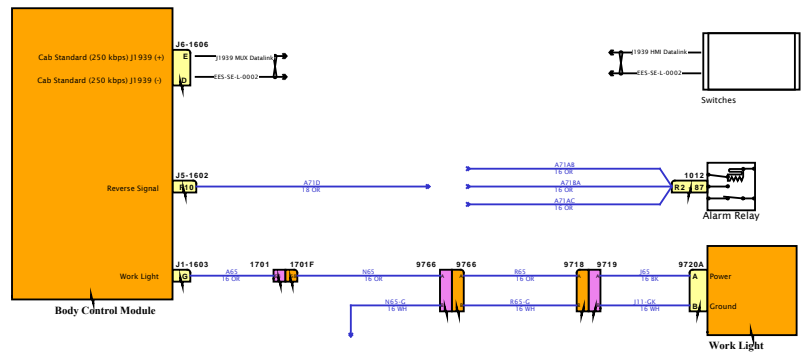
SOFTWARE FEATURE CODES



Diagram1-Combination2

DESIGN DESCRIPTION

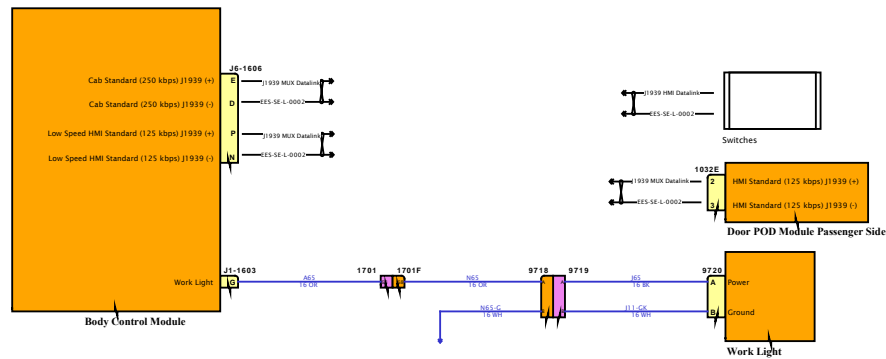
FEATURE CODES



SOFTWARE FEATURE CODES



Diagram1-Combination1



DESIGN DESCRIPTION

FEATURE CODES

SOFTWARE FEATURE CODES



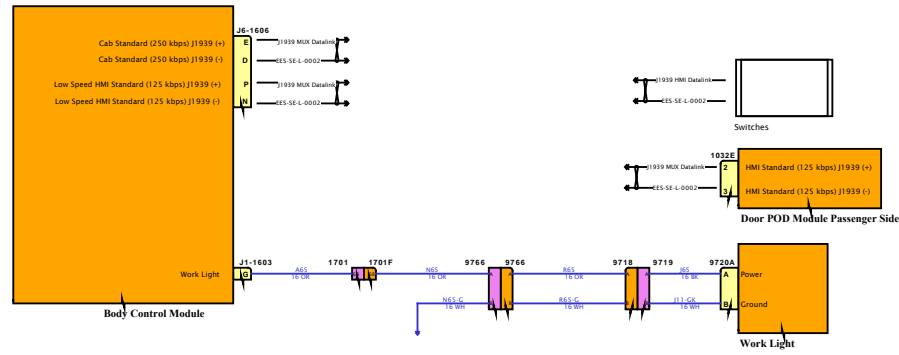
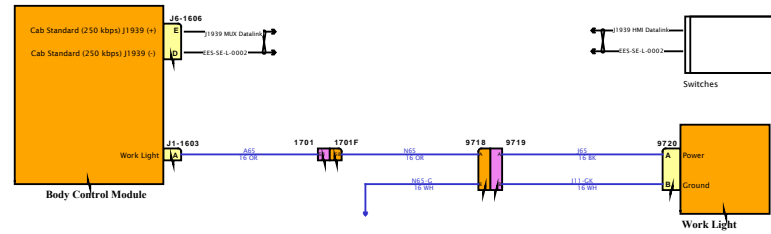


Diagram1-Combination1

DESIGN DESCRIPTION

FEATURE CODES



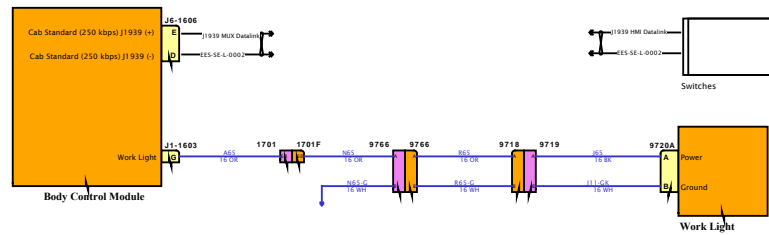
SOFTWARE FEATURE CODES



Diagram1-Combination2

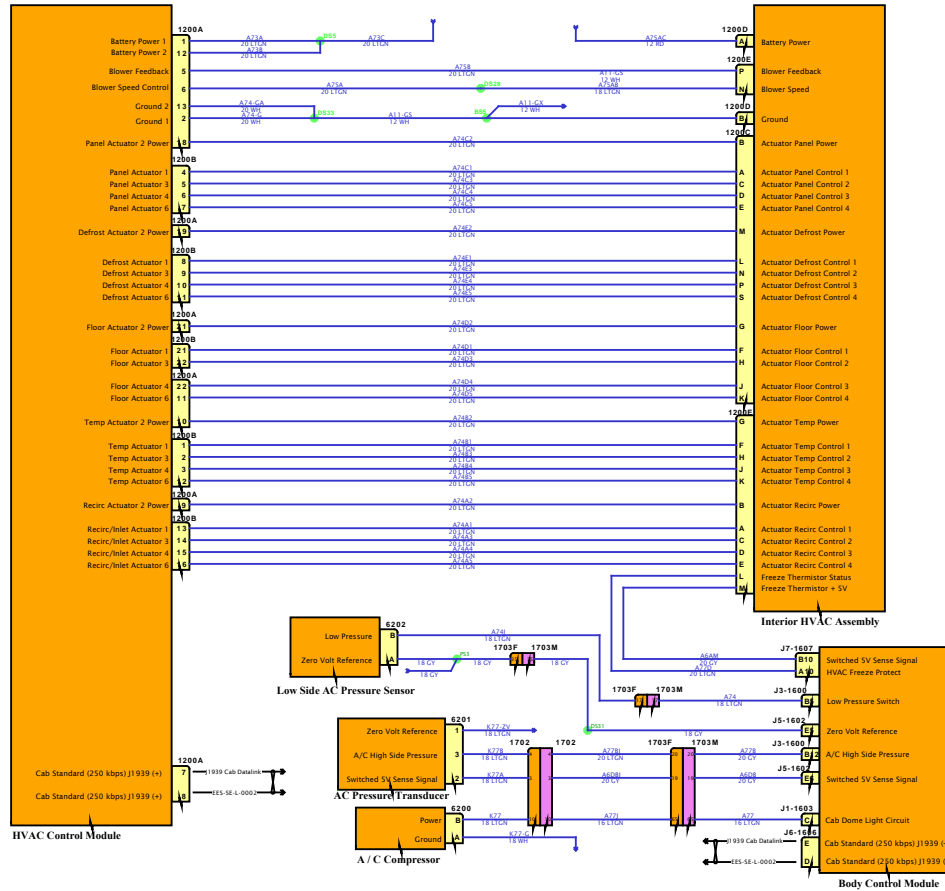
DESIGN DESCRIPTION

FEATURE CODES



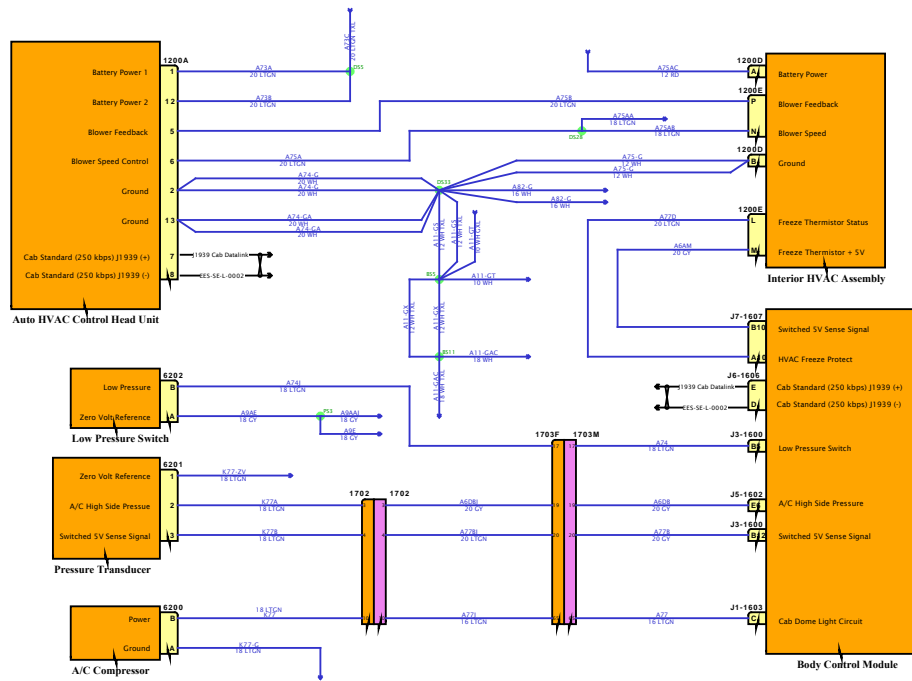
SOFTWARE FEATURE CODES





DESIGN DESCRIPTION


FEATURE CODES



SOFTWARE FEATURE CODES



Diagram2 - Actuators




DESIGN DESCRIPTION

FEATURE CODES

SOFTWARE FEATURE CODES



Diagram3 - Sensors



DESIGN DESCRIPTION

FEATURE CODES

SOFTWARE FEATURE CODES



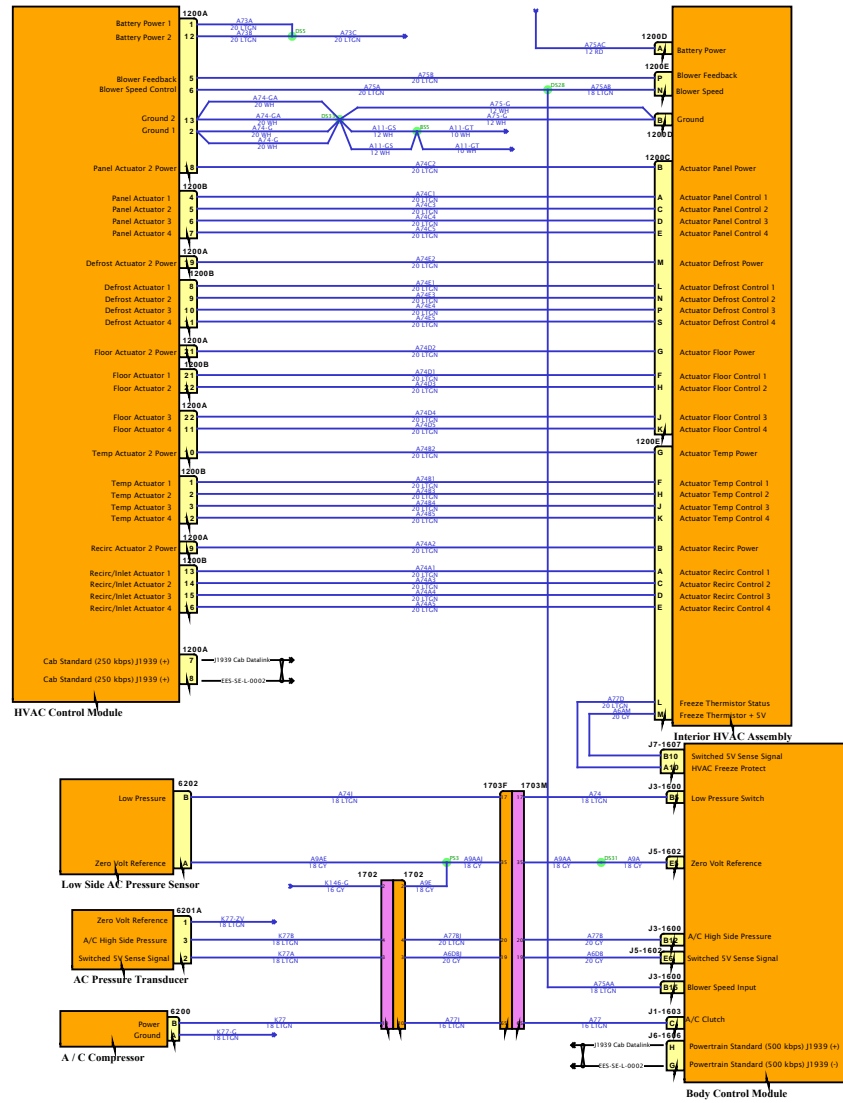
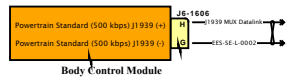
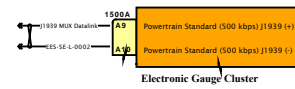
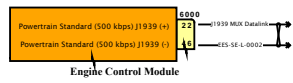


Diagram1

DESIGN DESCRIPTION

FEATURE CODES



SOFTWARE FEATURE CODES



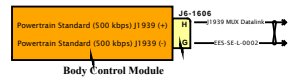
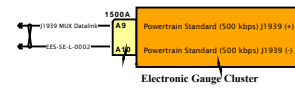
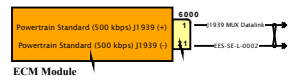
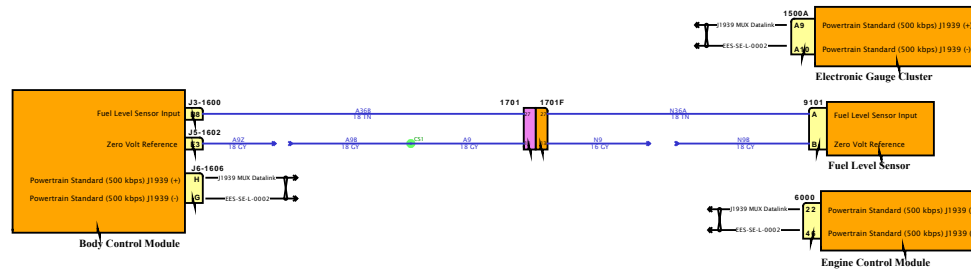


Diagram1-Combination1



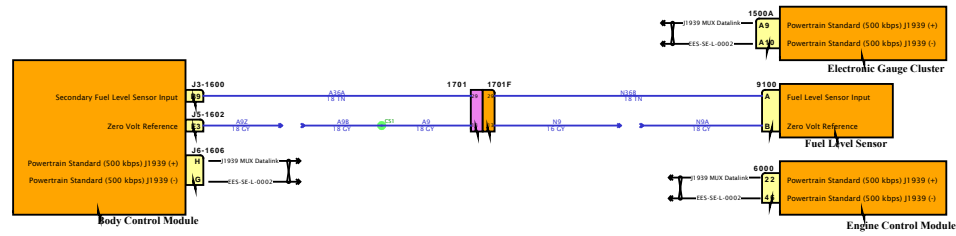
DESIGN DESCRIPTION

FEATURE CODES

SOFTWARE FEATURE CODES



Diagram1-Combination1

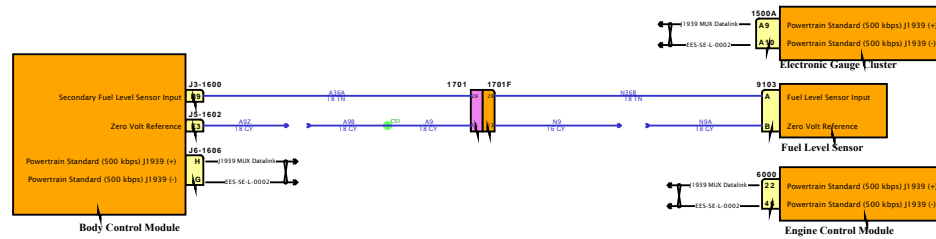


DESIGN DESCRIPTION

FEATURE CODES

SOFTWARE FEATURE CODES





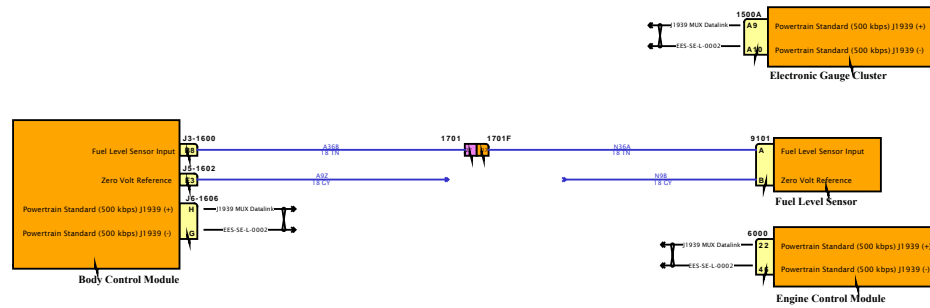
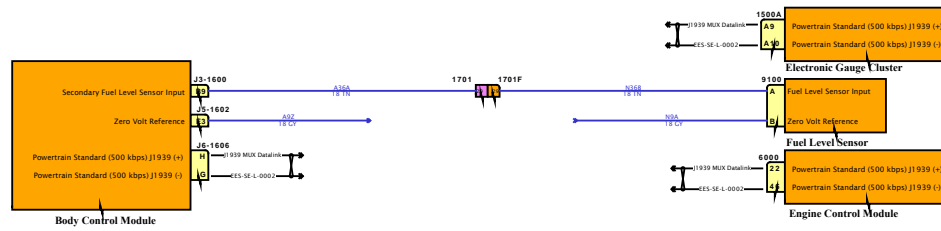


Diagram1-Combination1



DESIGN DESCRIPTION

FEATURE CODES

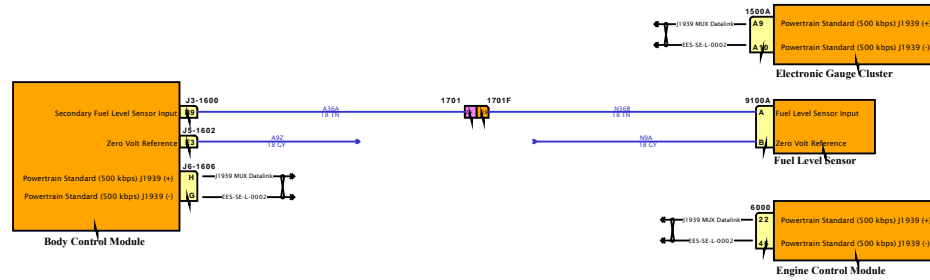
SOFTWARE FEATURE CODES



Diagram1-Combination2

DESIGN DESCRIPTION

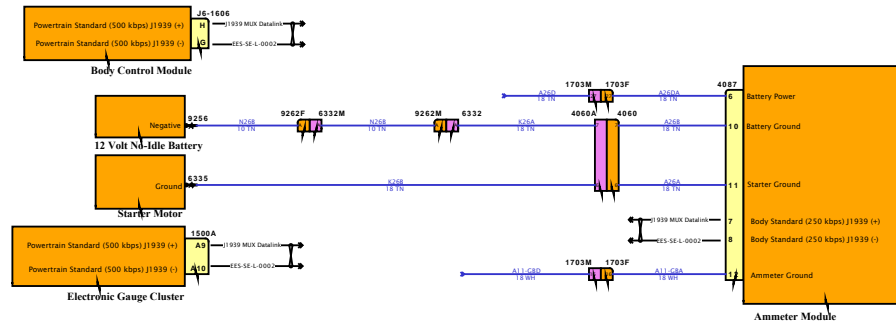
FEATURE CODES



SOFTWARE FEATURE CODES



Diagram1-Combination1



DESIGN DESCRIPTION

FEATURE CODES

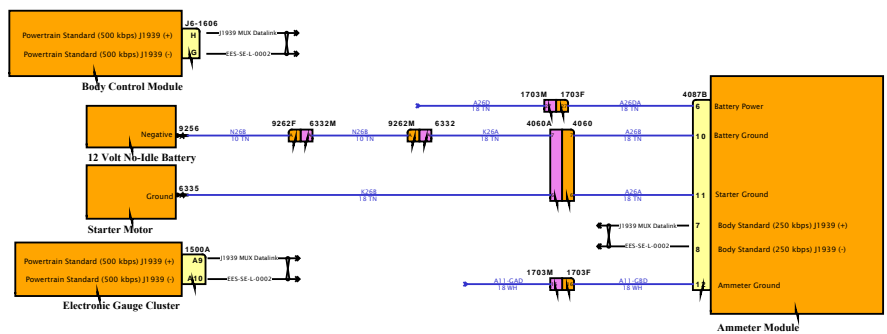
SOFTWARE FEATURE CODES



Diagram1-Combination2

DESIGN DESCRIPTION

FEATURE CODES



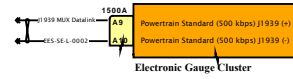
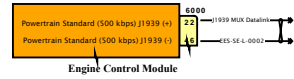
SOFTWARE FEATURE CODES



Diagram1

DESIGN DESCRIPTION

FEATURE CODES



SOFTWARE FEATURE CODES



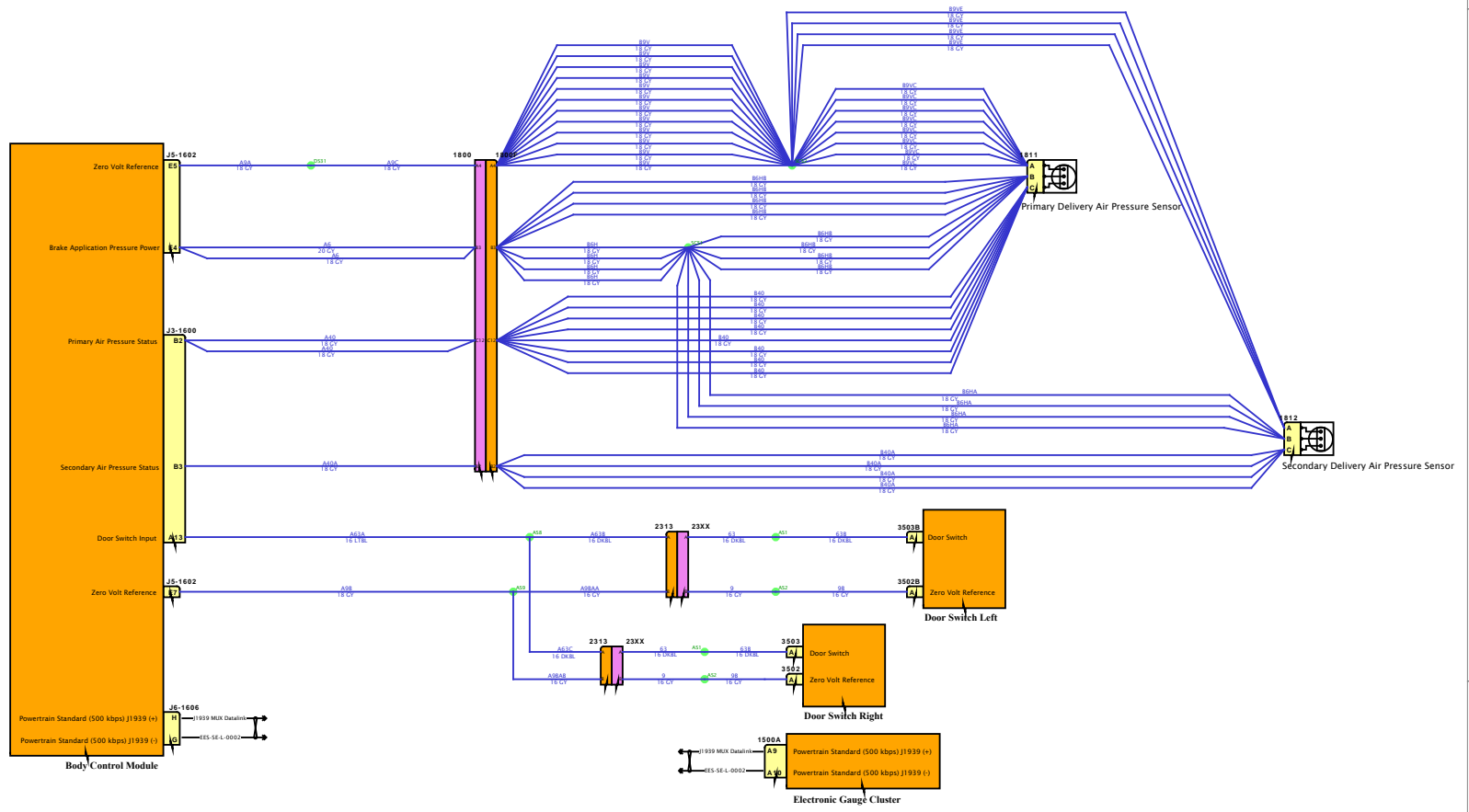
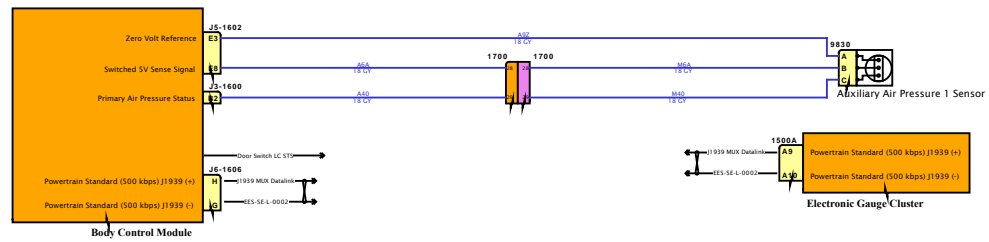


Diagram1



DESIGN DESCRIPTION

FEATURE CODES

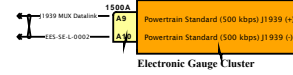
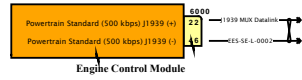
SOFTWARE FEATURE CODES



Diagram1

DESIGN DESCRIPTION

FEATURE CODES



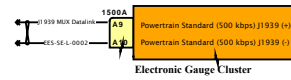
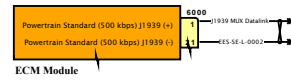
SOFTWARE FEATURE CODES



Diagram1

DESIGN DESCRIPTION

FEATURE CODES



SOFTWARE FEATURE CODES



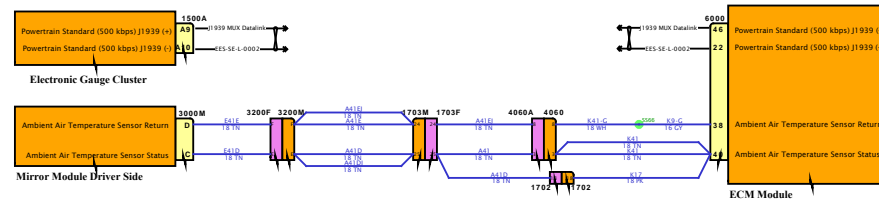
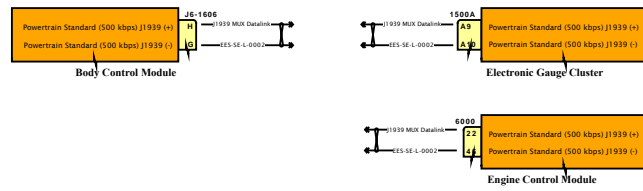


Diagram1

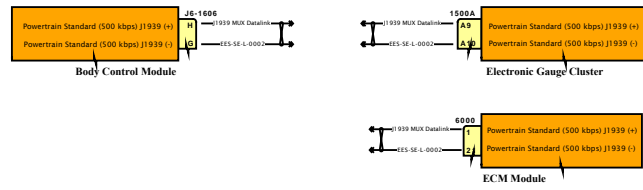


DESIGN DESCRIPTION

FEATURE CODES

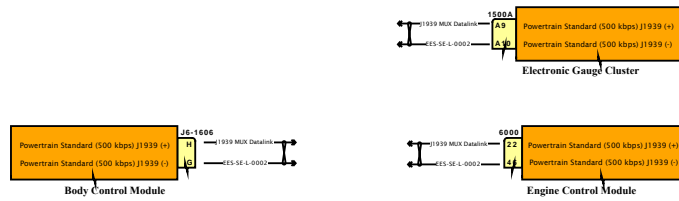
SOFTWARE FEATURE CODES





DESIGN DESCRIPTION

FEATURE CODES

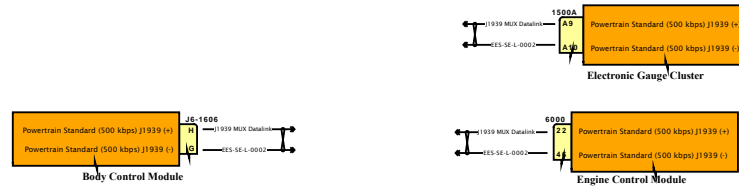


SOFTWARE FEATURE CODES



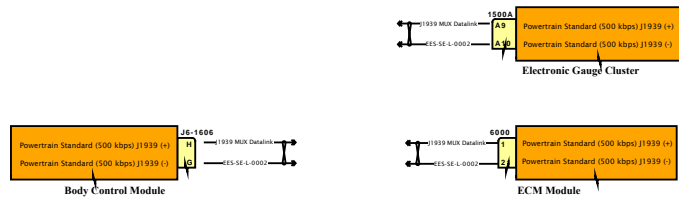
DESIGN DESCRIPTION

FEATURE CODES



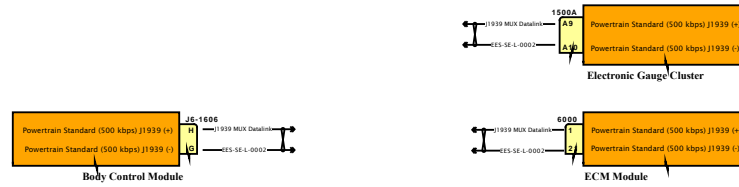
SOFTWARE FEATURE CODES





DESIGN DESCRIPTION

FEATURE CODES



SOFTWARE FEATURE CODES



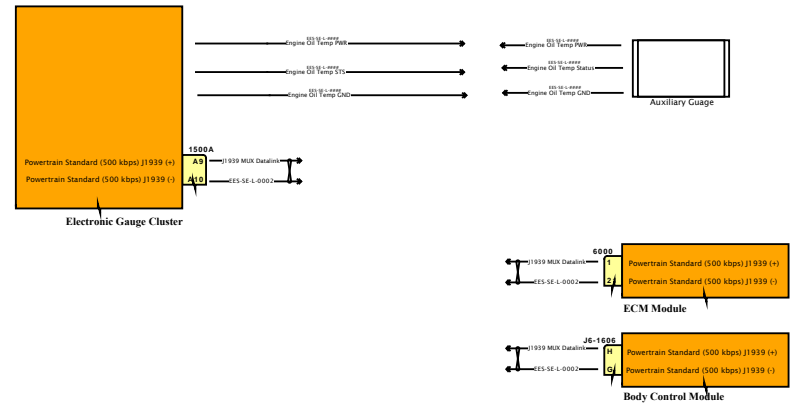
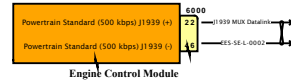
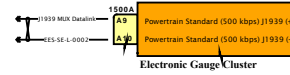
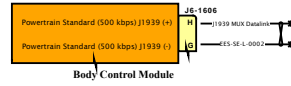


Diagram1

DESIGN DESCRIPTION

FEATURE CODES



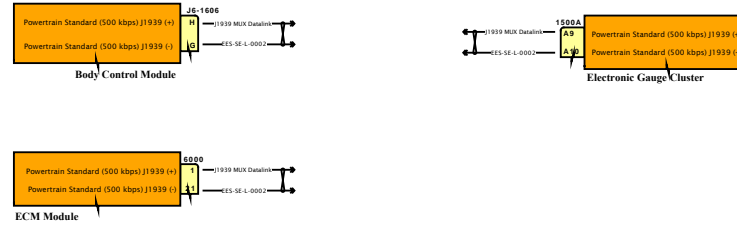
SOFTWARE FEATURE CODES



Diagram1

DESIGN DESCRIPTION

FEATURE CODES



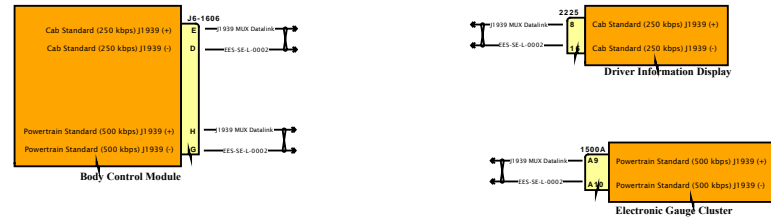
SOFTWARE FEATURE CODES



Diagram1

DESIGN DESCRIPTION

FEATURE CODES



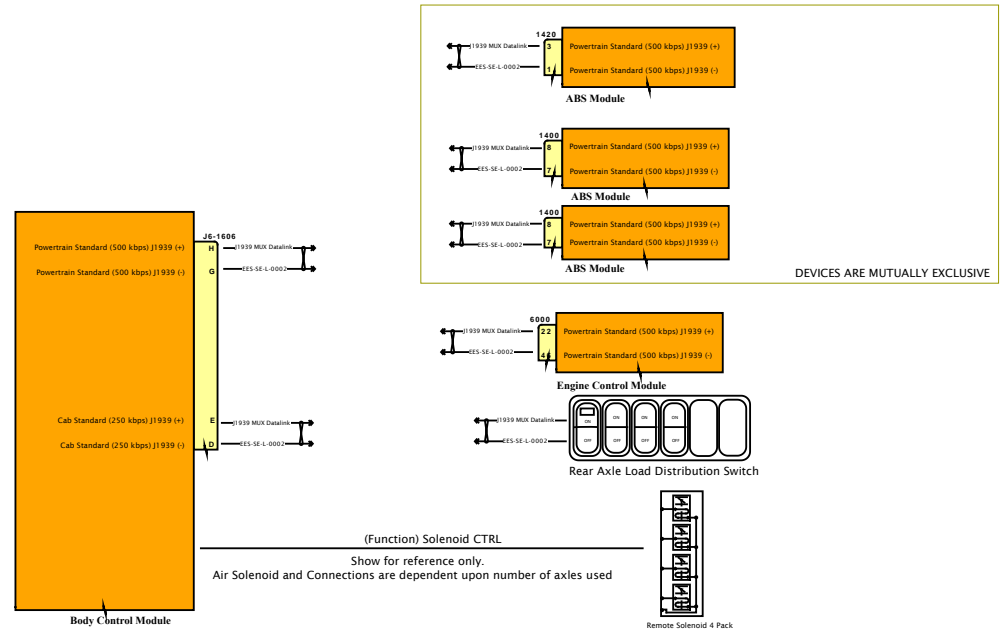
SOFTWARE FEATURE CODES



Diagram1

DESIGN DESCRIPTION

FEATURE CODES



SOFTWARE FEATURE CODES



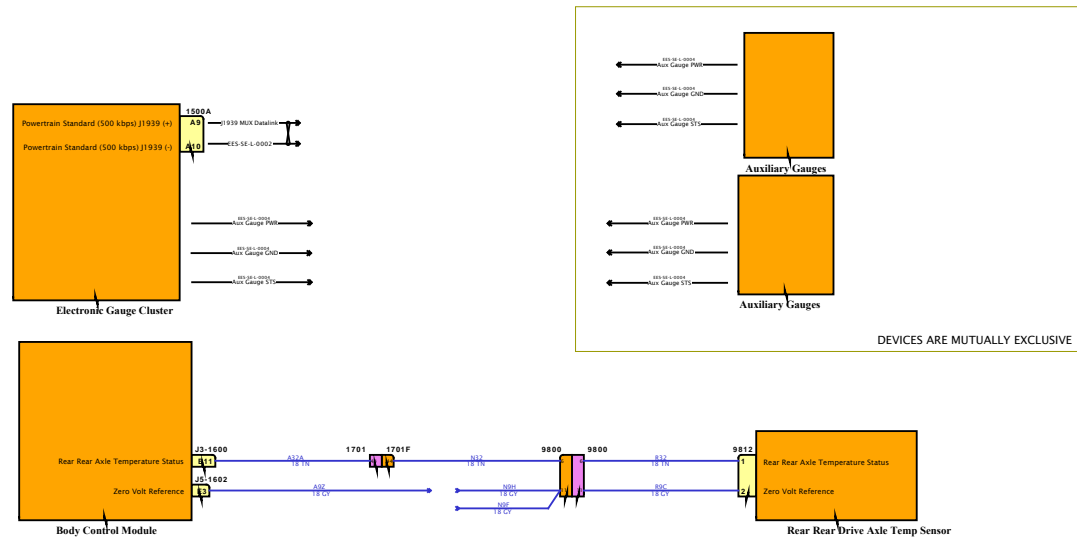
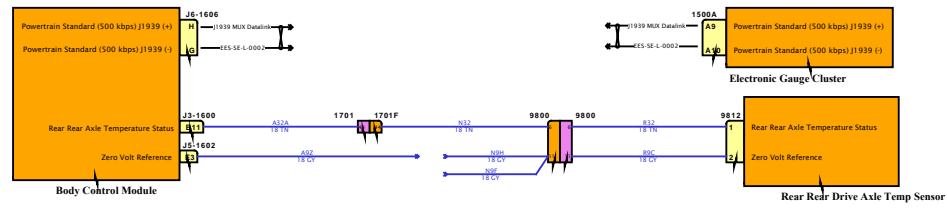


Diagram1

DESIGN DESCRIPTION

FEATURE CODES



SOFTWARE FEATURE CODES



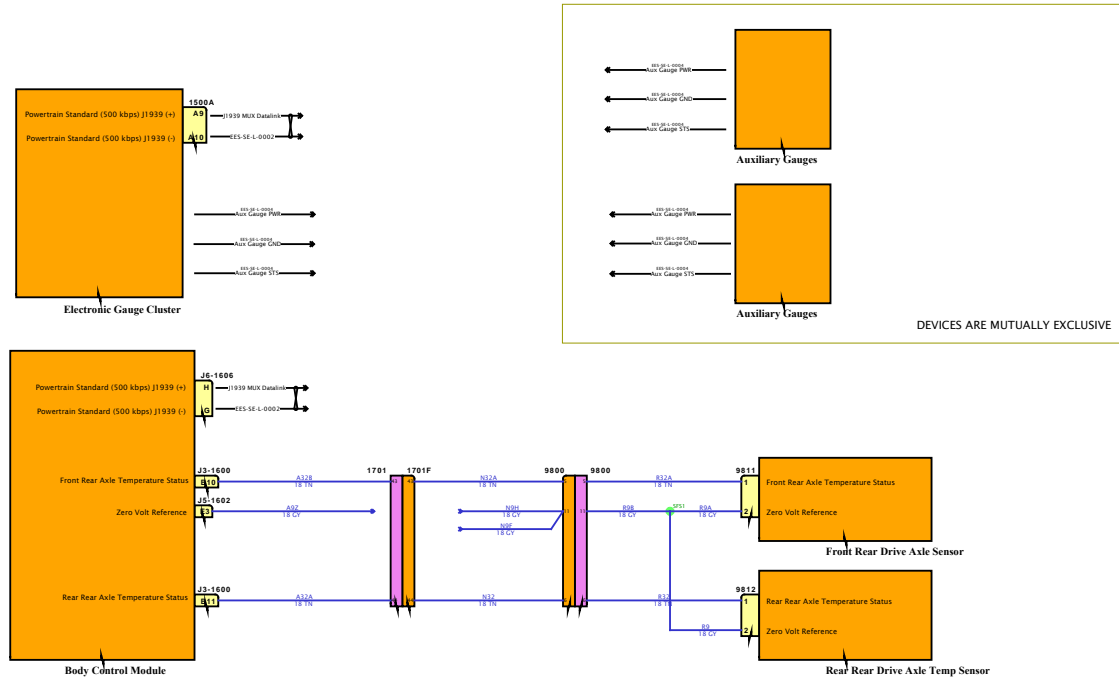
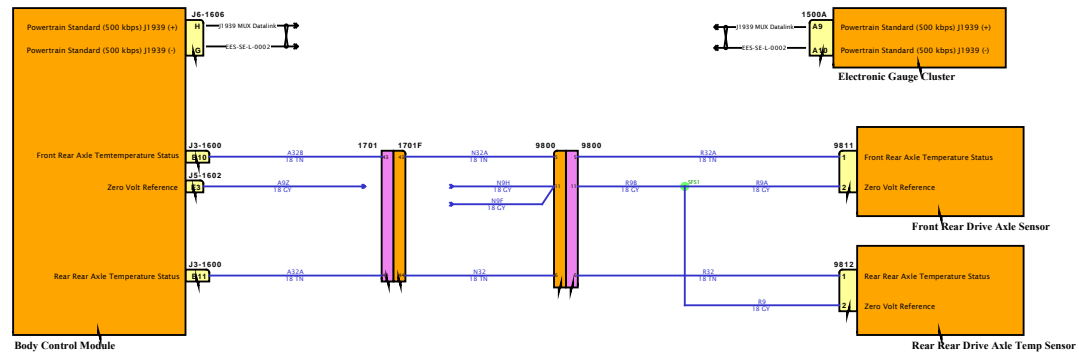


Diagram1

DESIGN DESCRIPTION

FEATURE CODES



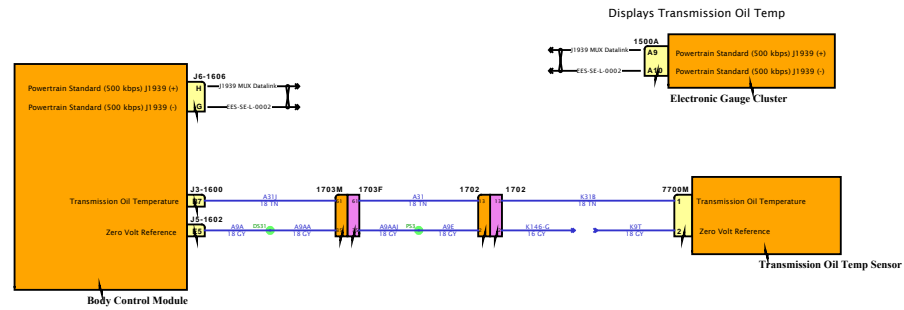
SOFTWARE FEATURE CODES



Diagram1

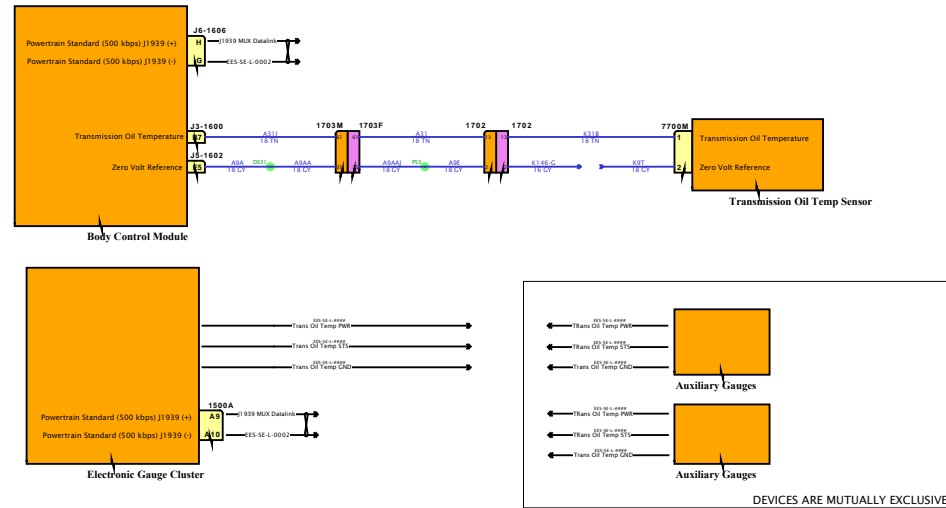
DESIGN DESCRIPTION

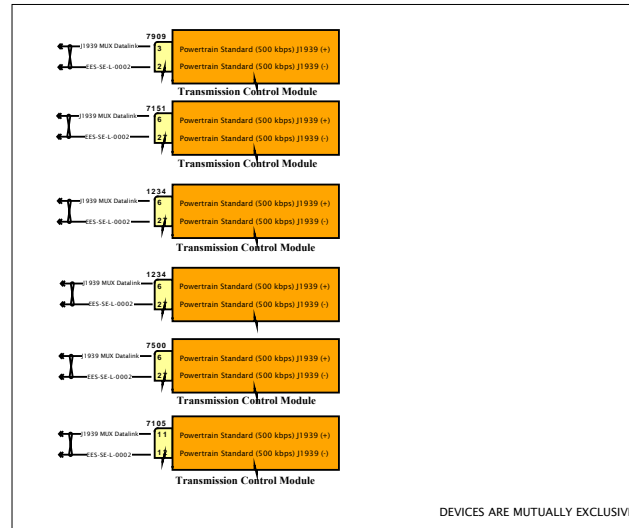
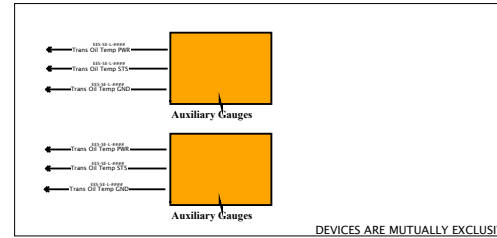
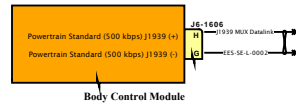
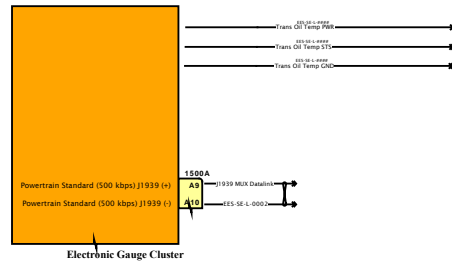
FEATURE CODES

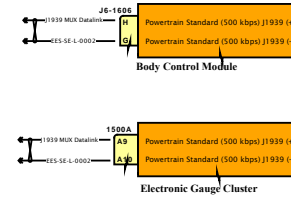
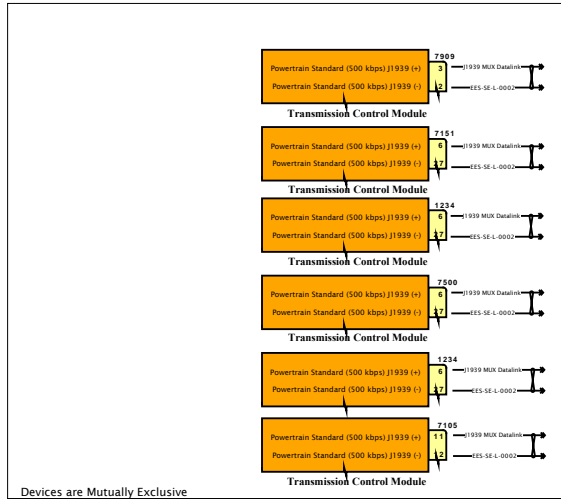


SOFTWARE FEATURE CODES









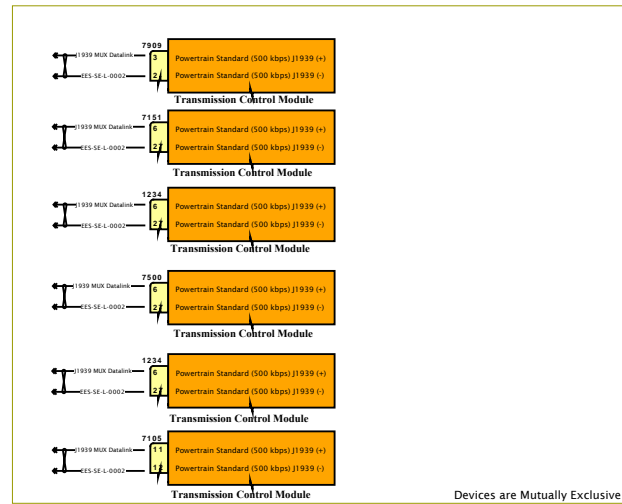


Diagram1

DESIGN DESCRIPTION

FEATURE CODES



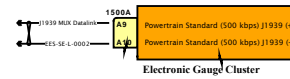
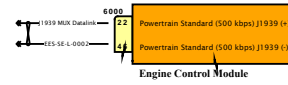
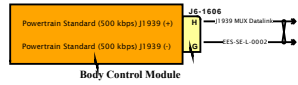
SOFTWARE FEATURE CODES



Diagram1

DESIGN DESCRIPTION

FEATURE CODES



SOFTWARE FEATURE CODES



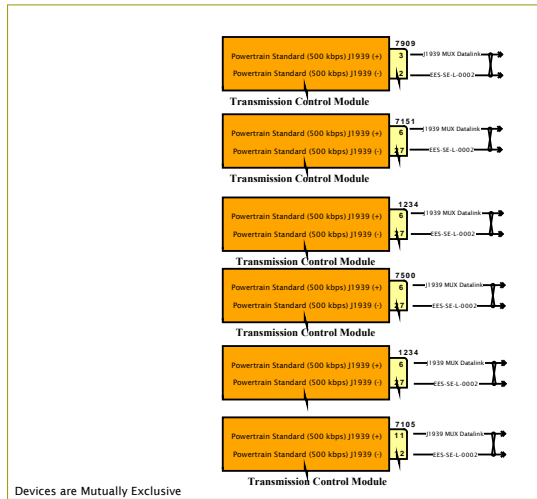
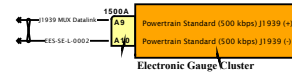
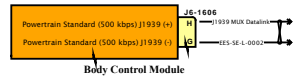
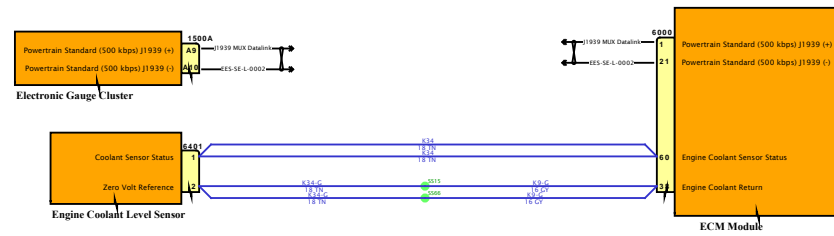


Diagram1

DESIGN DESCRIPTION

FEATURE CODES



SOFTWARE FEATURE CODES



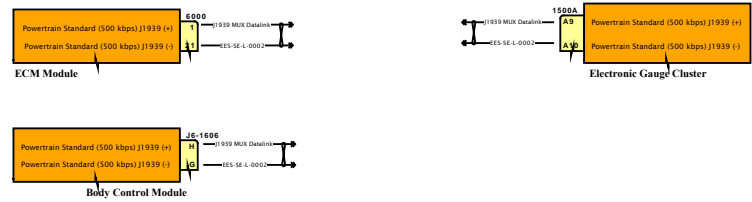
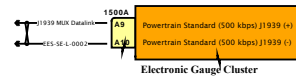
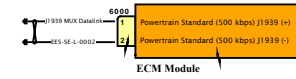
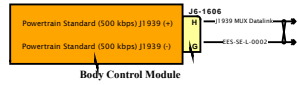


Diagram1

DESIGN DESCRIPTION

FEATURE CODES



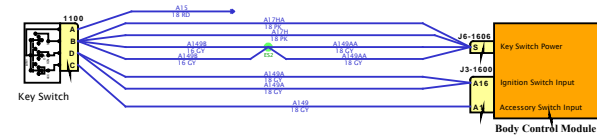
SOFTWARE FEATURE CODES



Diagram1-Combination1

DESIGN DESCRIPTION

FEATURE CODES

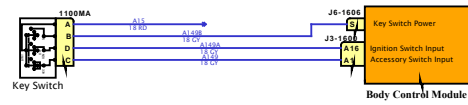


SOFTWARE FEATURE CODES



DESIGN DESCRIPTION

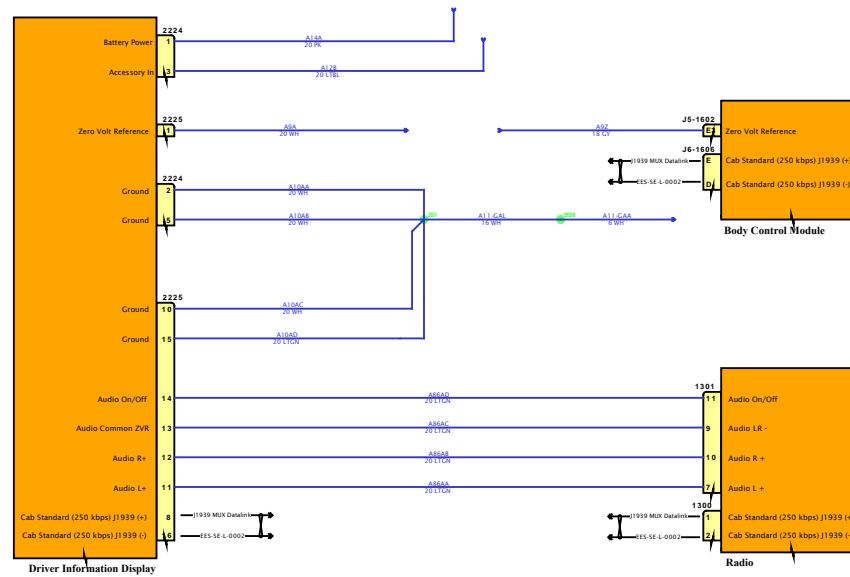
FEATURE CODES



SOFTWARE FEATURE CODES



Diagram1



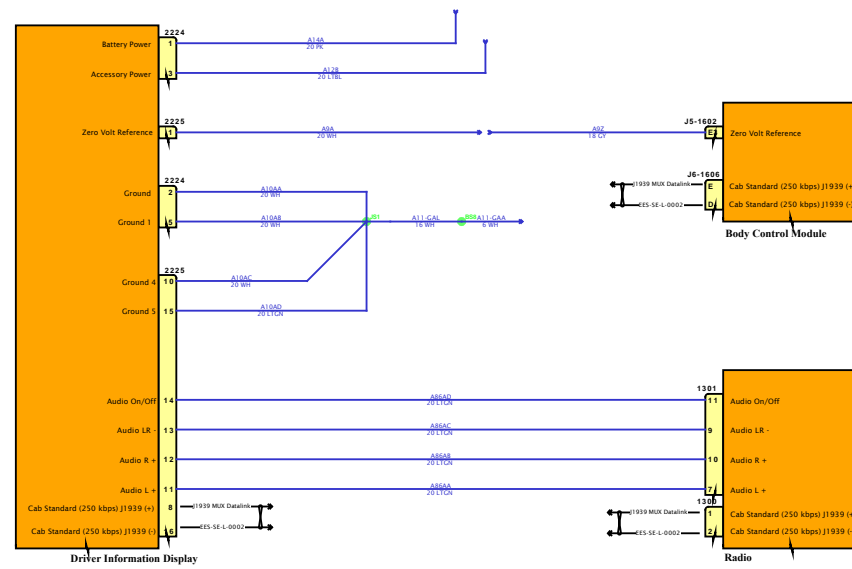
DESIGN DESCRIPTION

FEATURE CODES

SOFTWARE FEATURE CODES



Diagram1



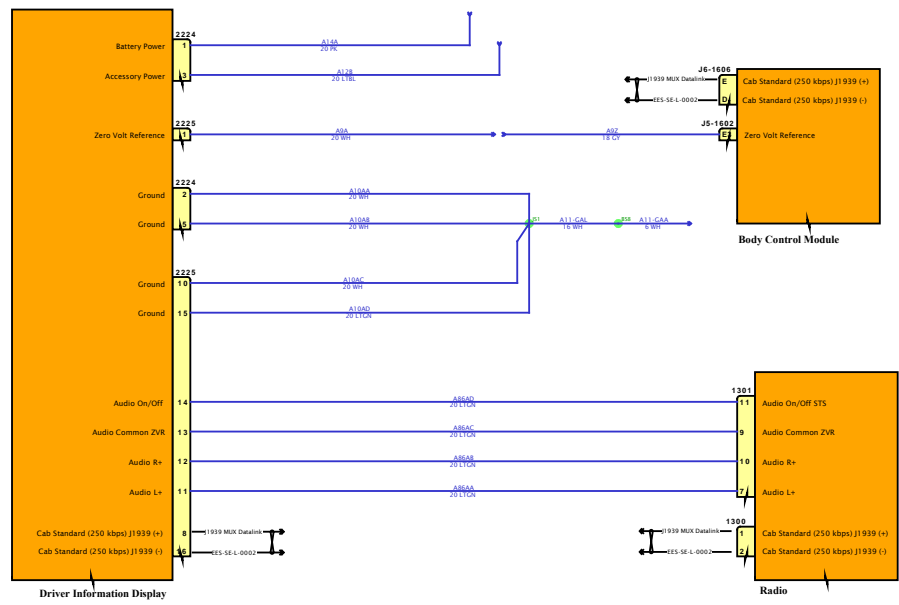
DESIGN DESCRIPTION

FEATURE CODES

SOFTWARE FEATURE CODES



Diagram1



DESIGN DESCRIPTION

FEATURE CODES

SOFTWARE FEATURE CODES



Diagram1

DESIGN DESCRIPTION

FEATURE CODES



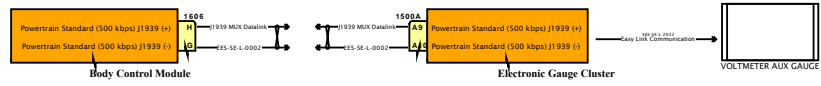
SOFTWARE FEATURE CODES



Diagram1

DESIGN DESCRIPTION

FEATURE CODES



SOFTWARE FEATURE CODES



Diagram1

DESIGN DESCRIPTION

FEATURE CODES



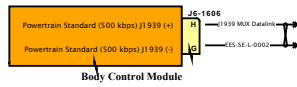
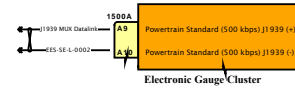
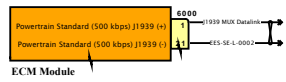
SOFTWARE FEATURE CODES



Diagram1

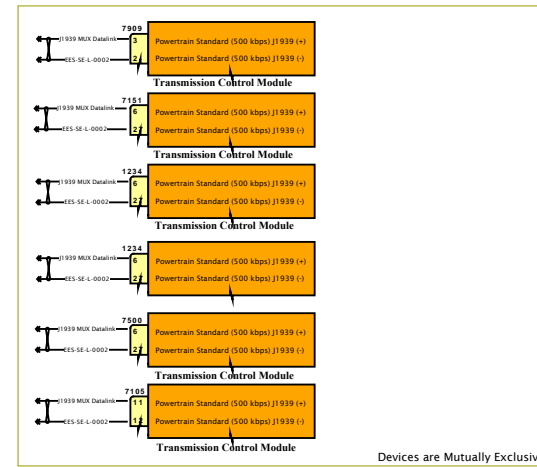

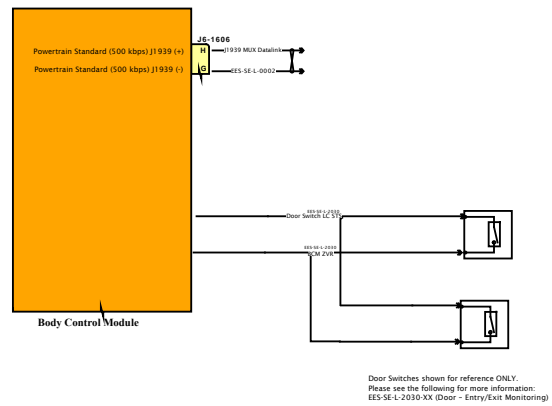
DESIGN DESCRIPTION

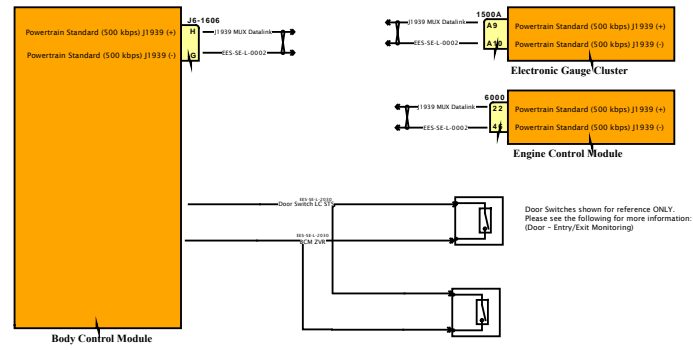
FEATURE CODES

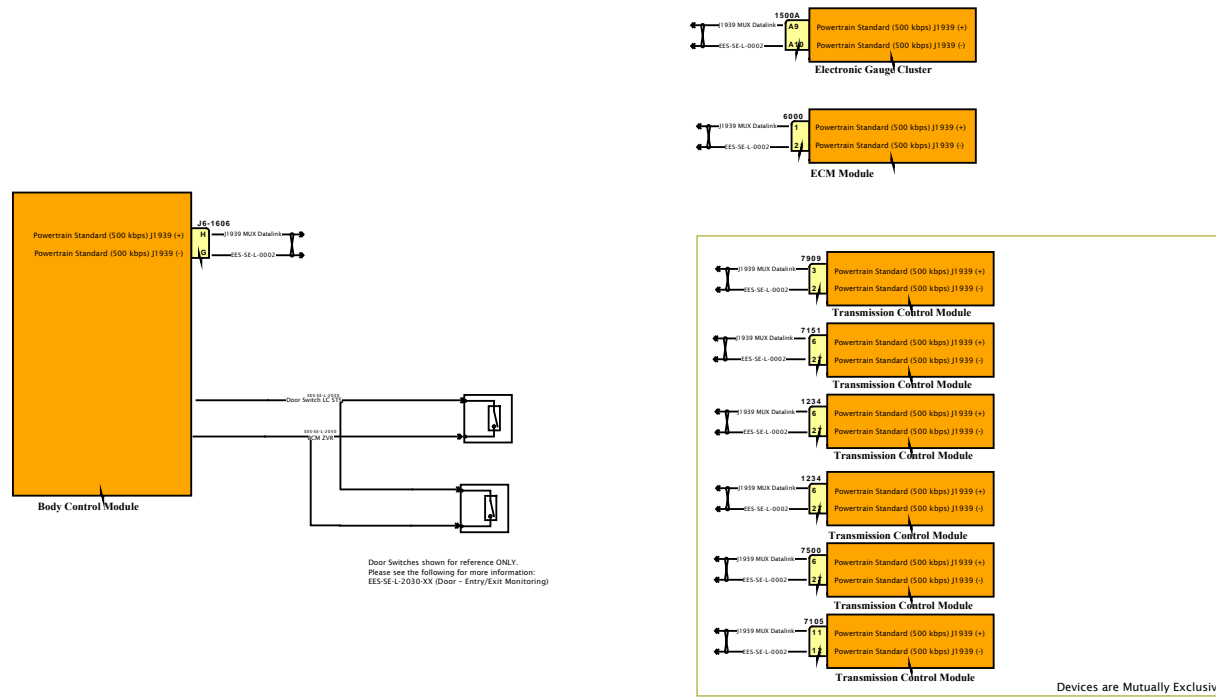


SOFTWARE FEATURE CODES









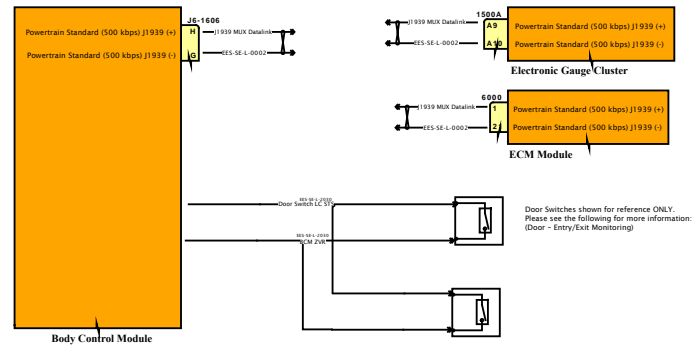
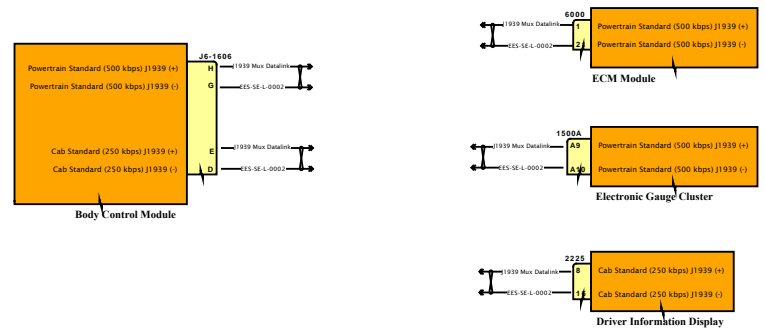


Diagram1



DESIGN DESCRIPTION

FEATURE CODES

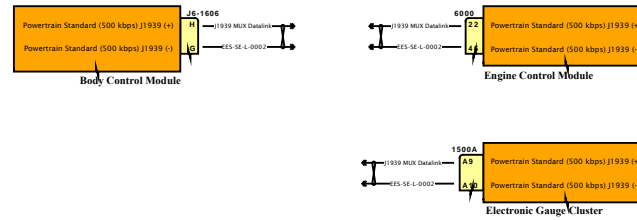
SOFTWARE FEATURE CODES



Diagram1

DESIGN DESCRIPTION

FEATURE CODES



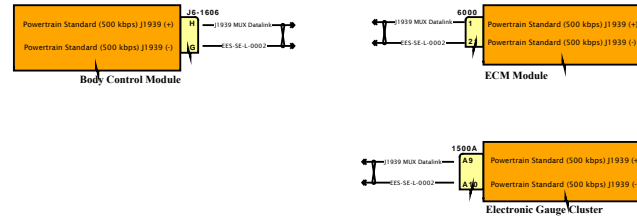
SOFTWARE FEATURE CODES



Diagram1

DESIGN DESCRIPTION

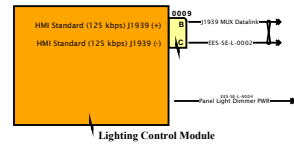
FEATURE CODES



SOFTWARE FEATURE CODES



Diagram1

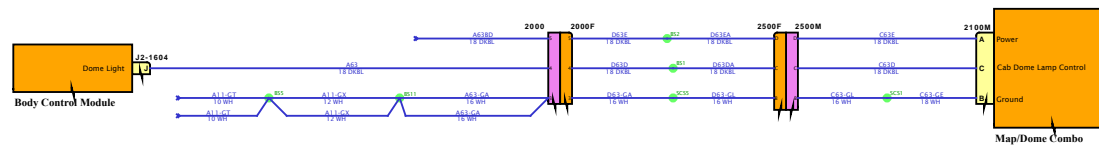


DESIGN DESCRIPTION

FEATURE CODES

SOFTWARE FEATURE CODES





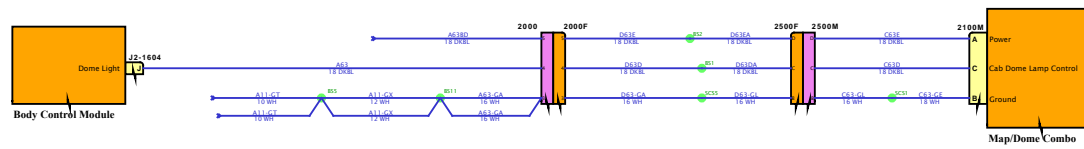
DESIGN DESCRIPTION

FEATURE CODES

SOFTWARE FEATURE CODES



Diagram1

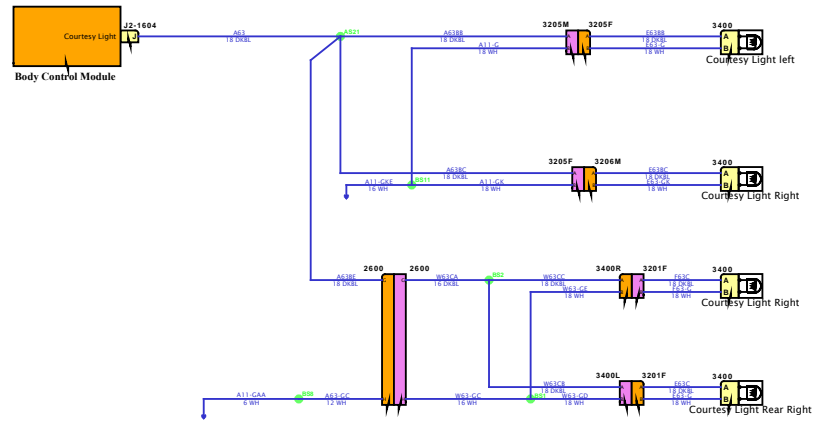


DESIGN DESCRIPTION

FEATURE CODES

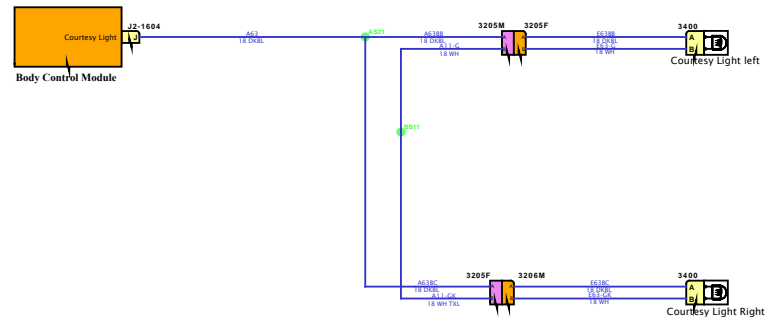
SOFTWARE FEATURE CODES





DESIGN DESCRIPTION

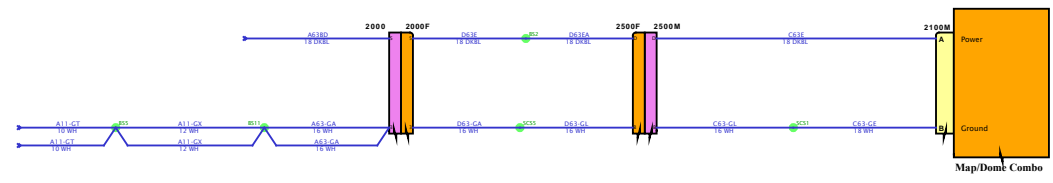
FEATURE CODES



SOFTWARE FEATURE CODES



Diagram1



DESIGN DESCRIPTION

FEATURE CODES

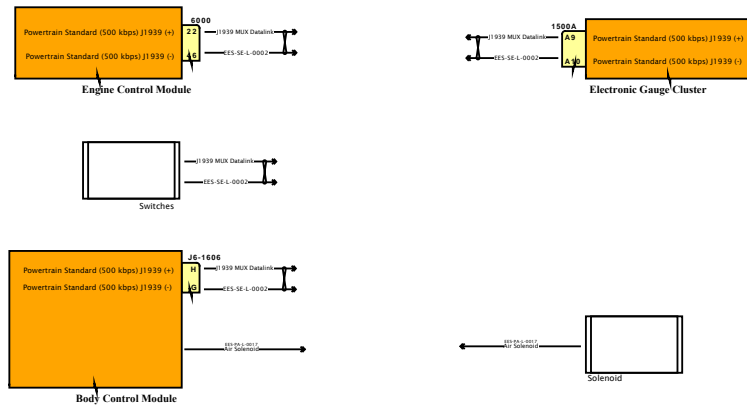
SOFTWARE FEATURE CODES



Diagram1

DESIGN DESCRIPTION

FEATURE CODES



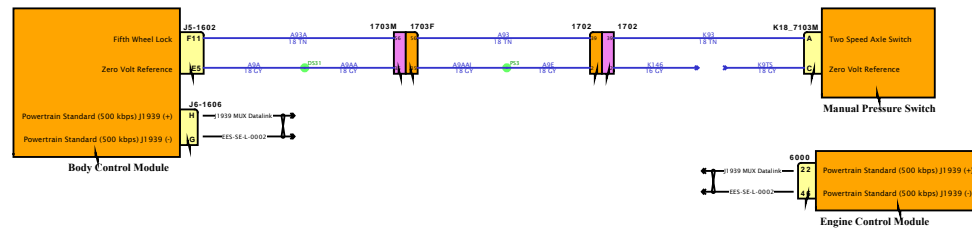
SOFTWARE FEATURE CODES



Diagram1

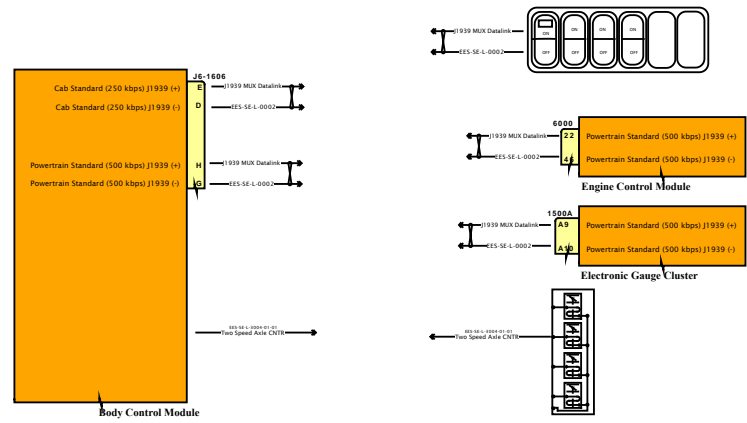
DESIGN DESCRIPTION

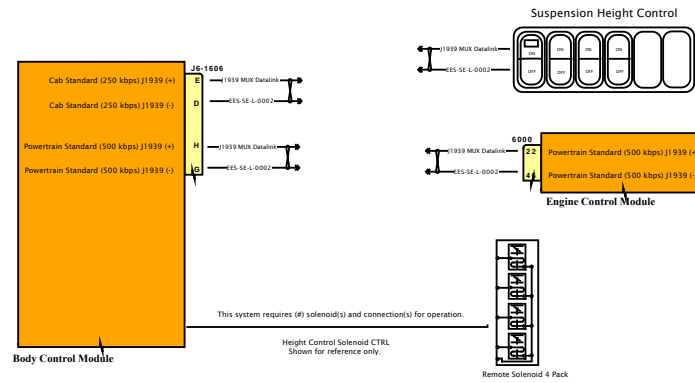
FEATURE CODES

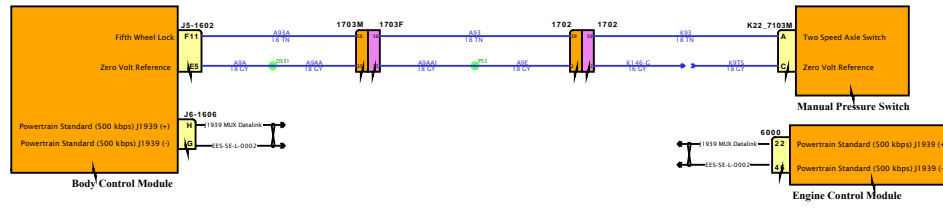


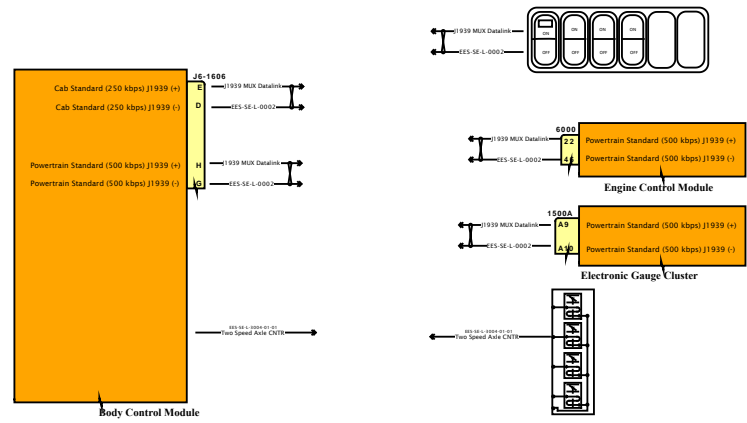
SOFTWARE FEATURE CODES

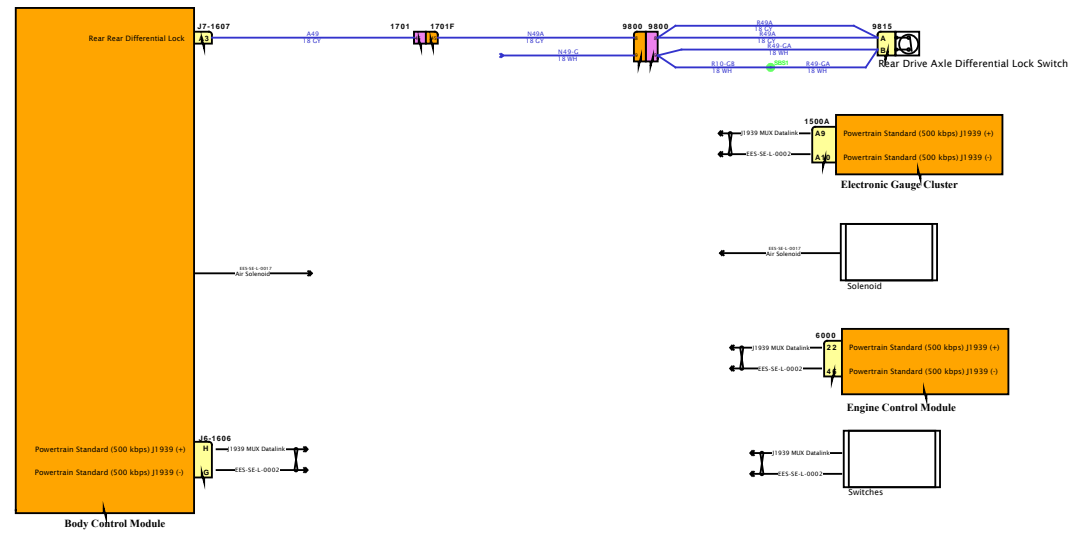


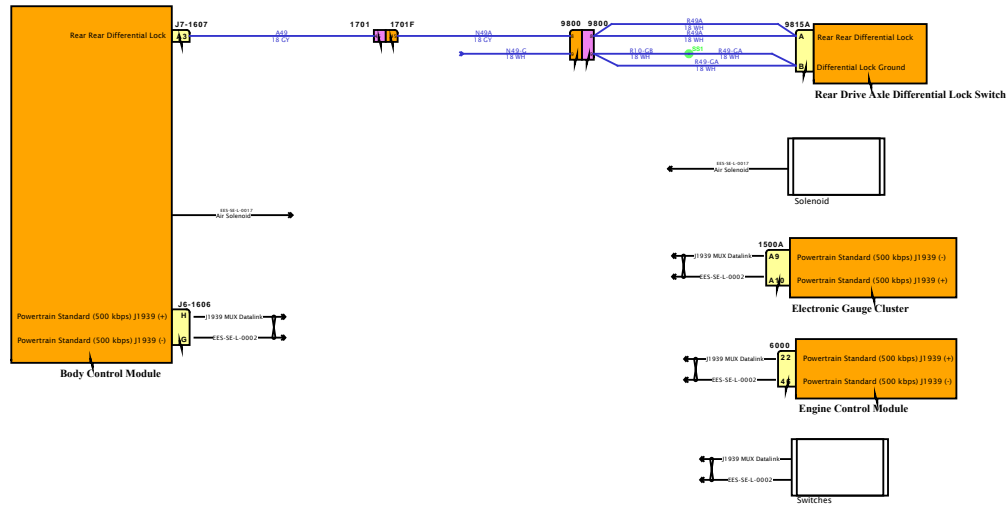


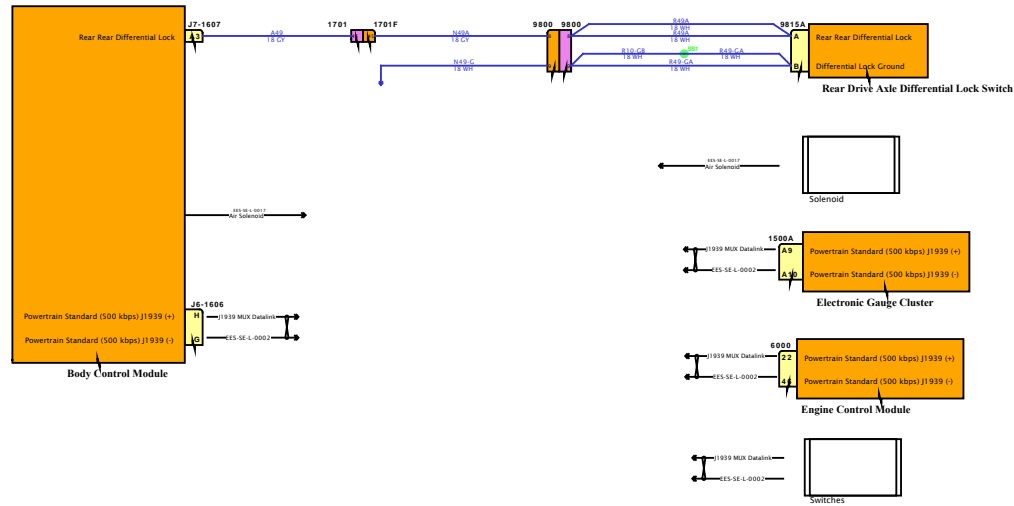






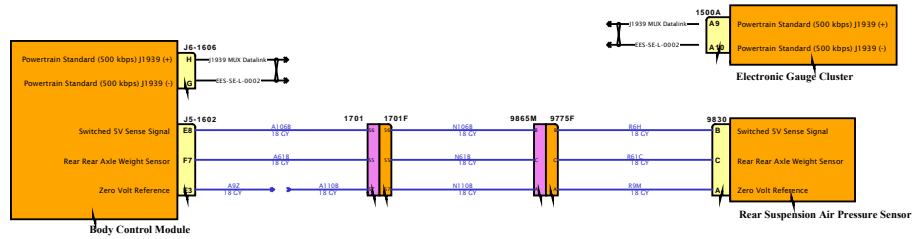






DESIGN DESCRIPTION

FEATURE CODES

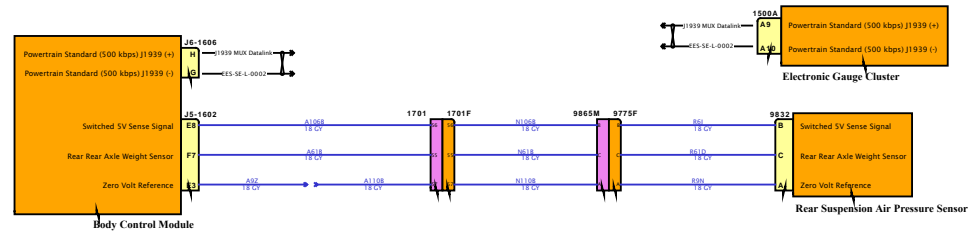


SOFTWARE FEATURE CODES



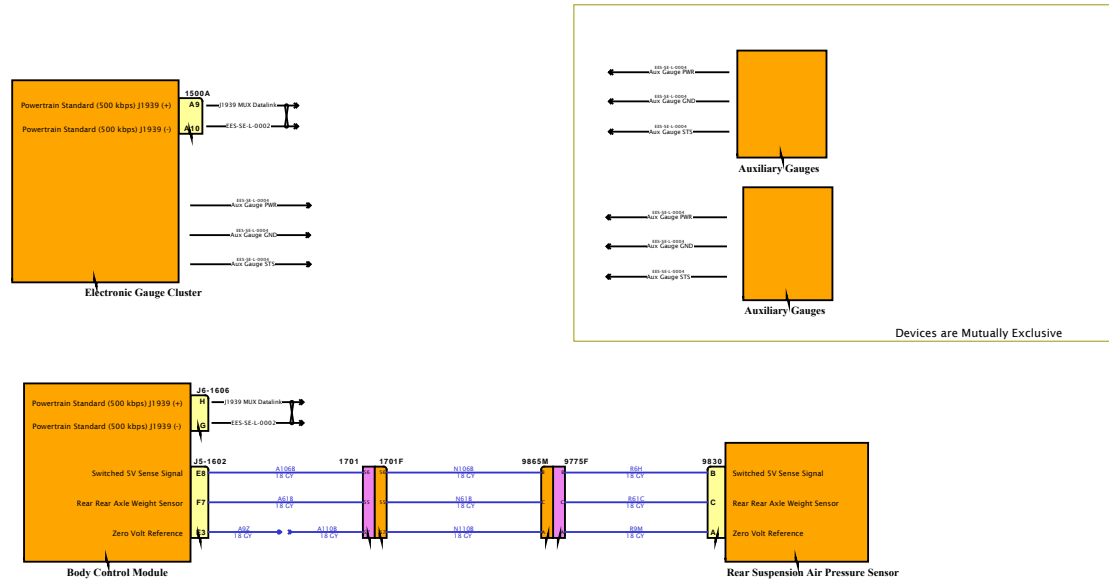
DESIGN DESCRIPTION

FEATURE CODES



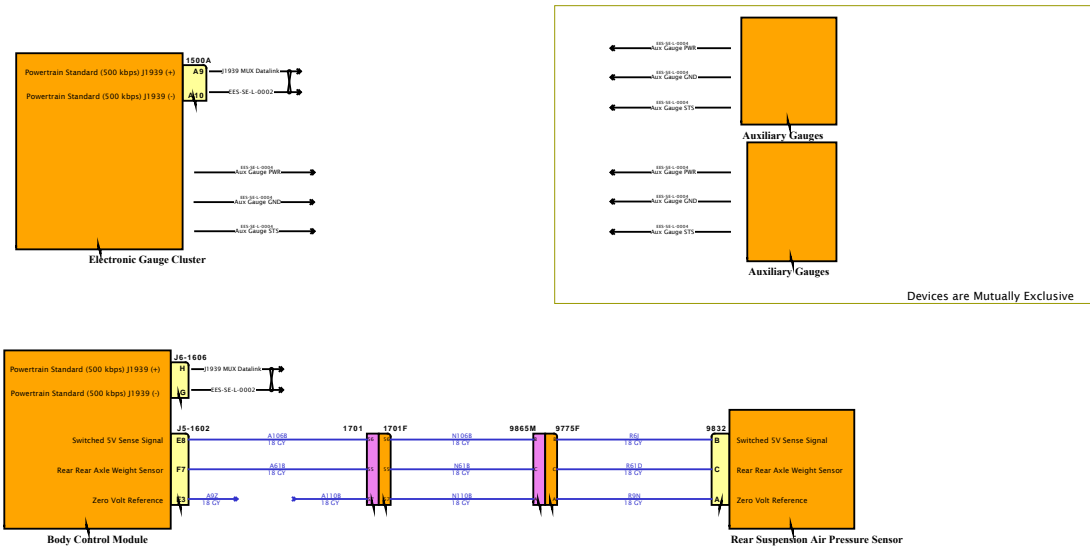
SOFTWARE FEATURE CODES





DESIGN DESCRIPTION

FEATURE CODES

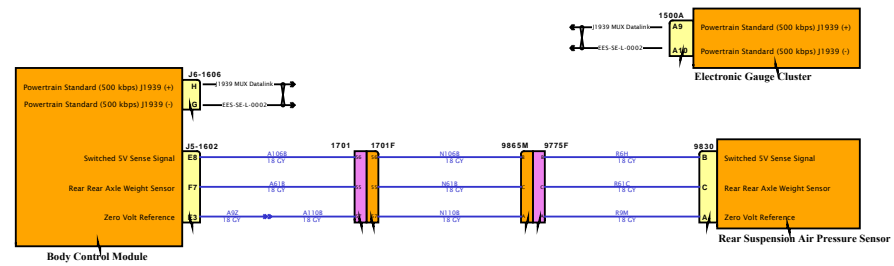


SOFTWARE FEATURE CODES



DESIGN DESCRIPTION

FEATURE CODES

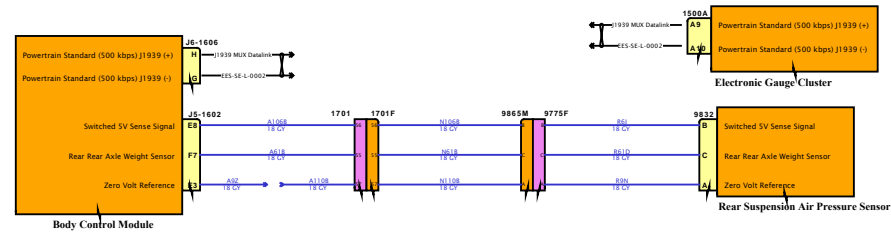


SOFTWARE FEATURE CODES



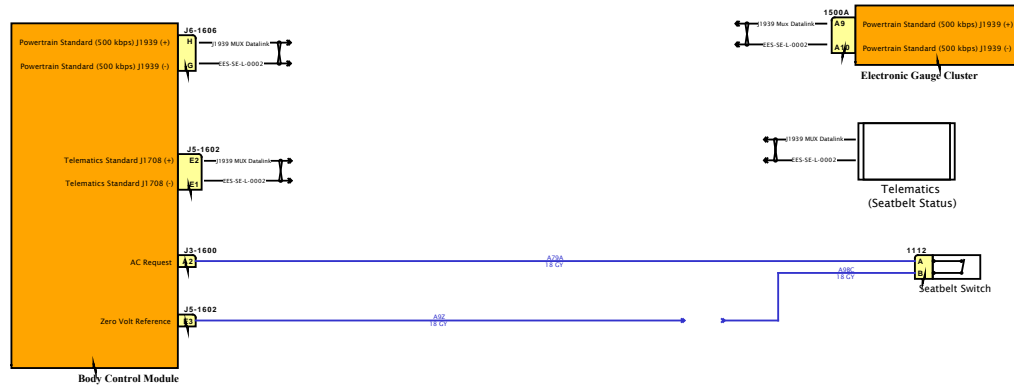
DESIGN DESCRIPTION

FEATURE CODES



SOFTWARE FEATURE CODES





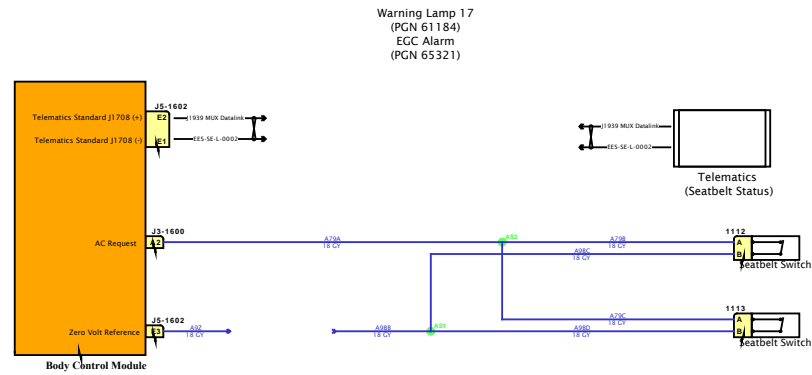
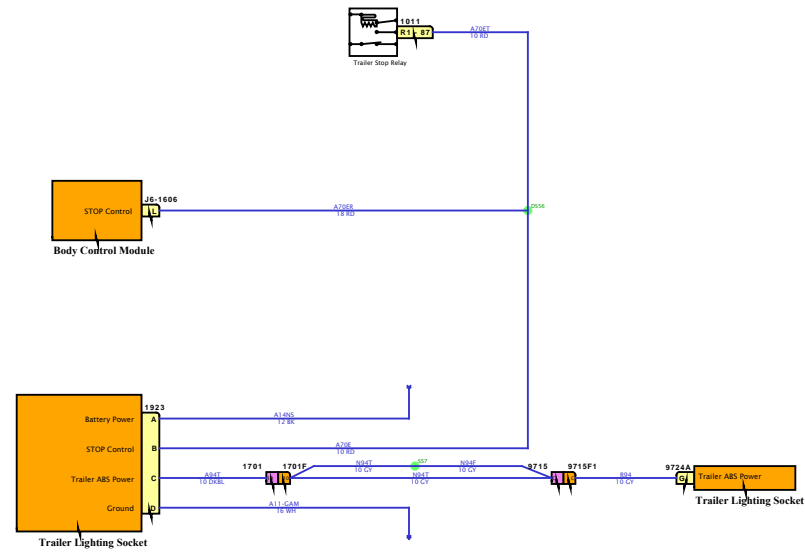


Diagram1

DESIGN DESCRIPTION

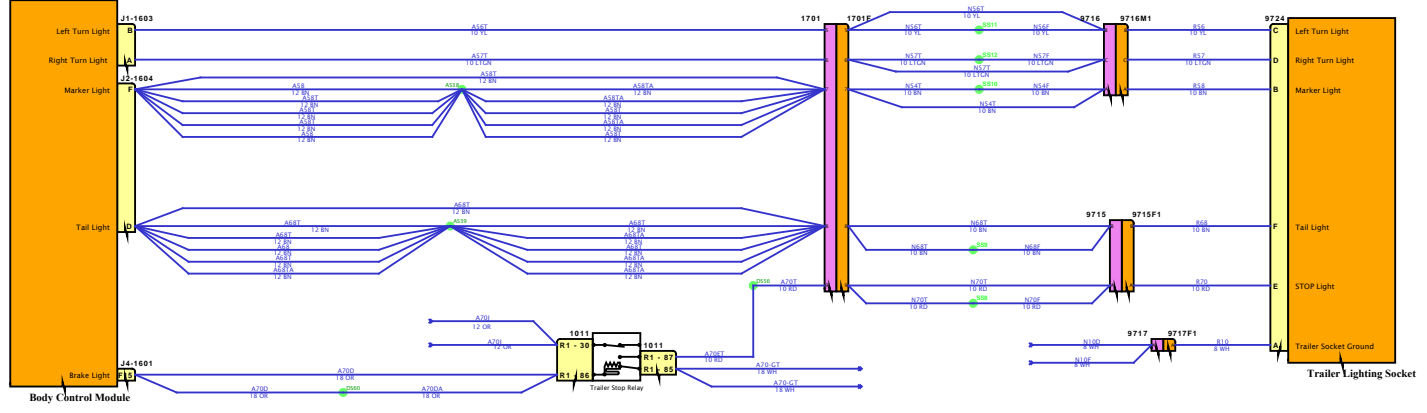
FEATURE CODES



SOFTWARE FEATURE CODES



Diagram1

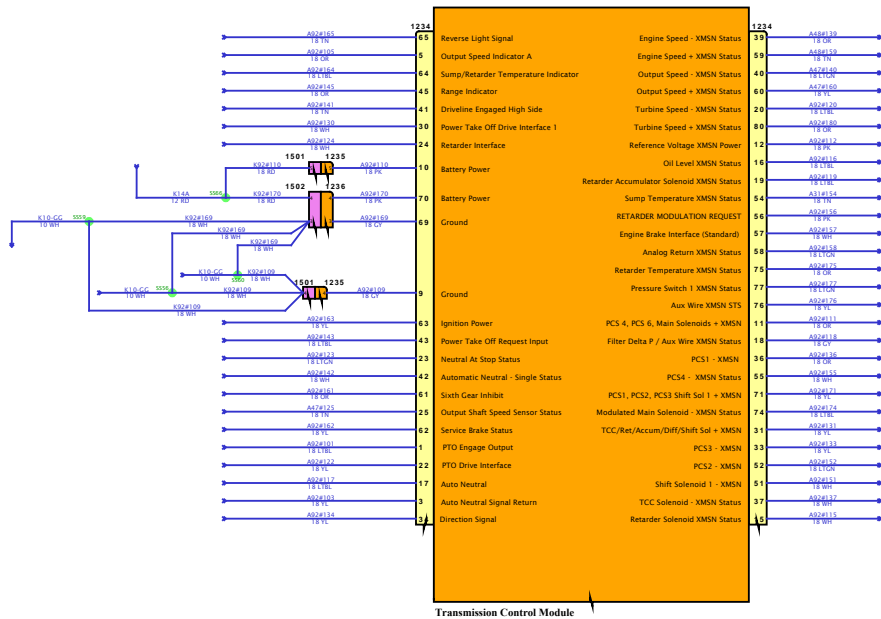


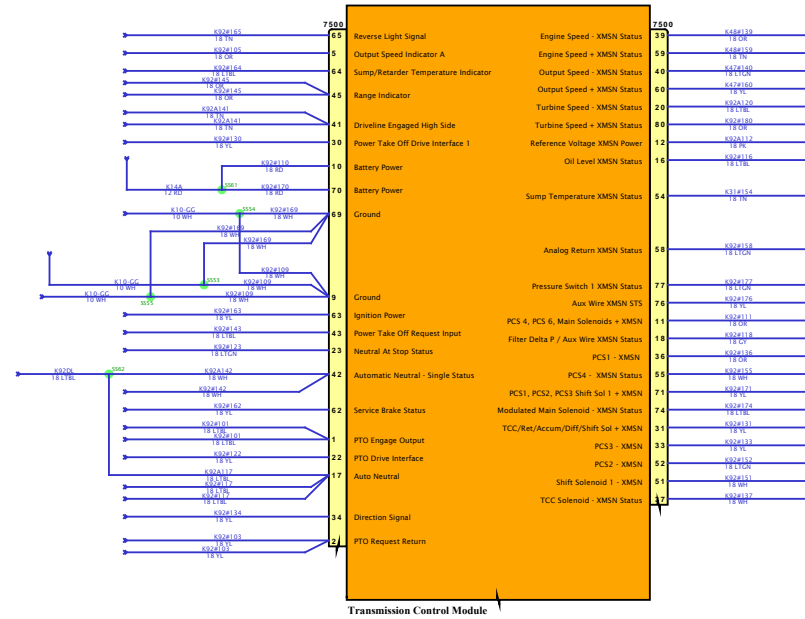
DESIGN DESCRIPTION

FEATURE CODES

SOFTWARE FEATURE CODES







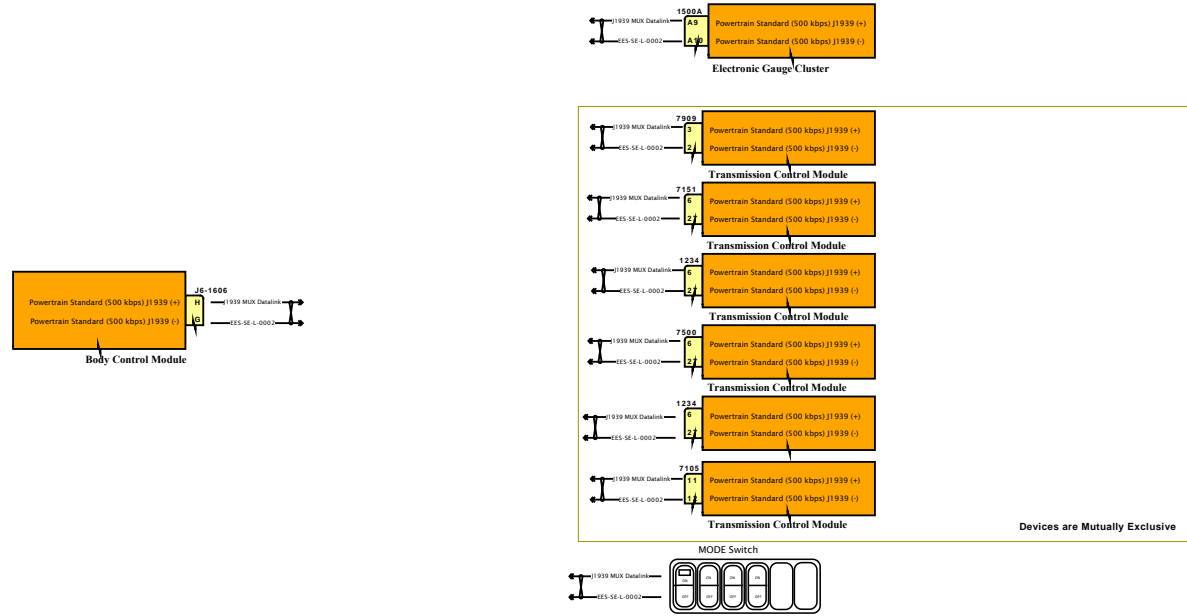
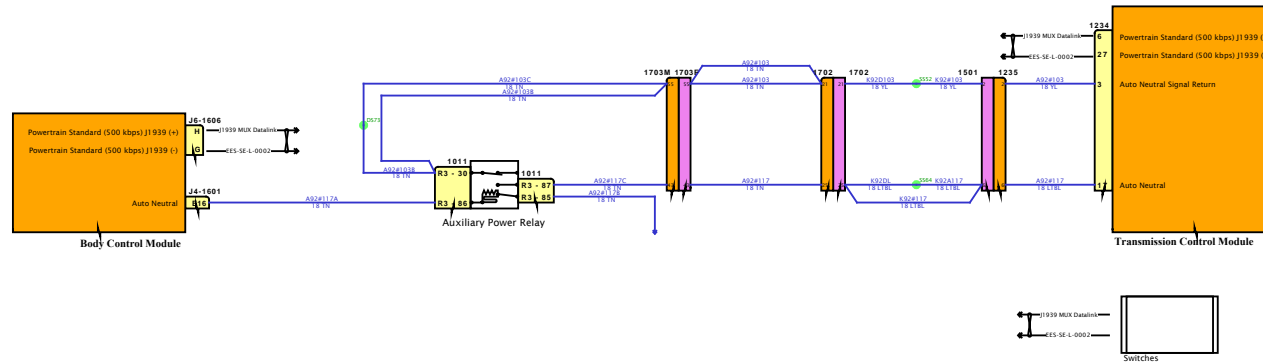


Diagram1-Combination1

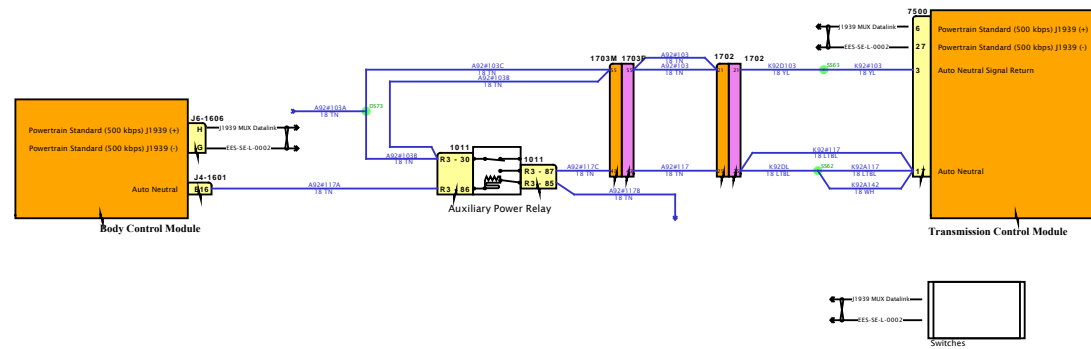


DESIGN DESCRIPTION

FEATURE CODES

SOFTWARE FEATURE CODES





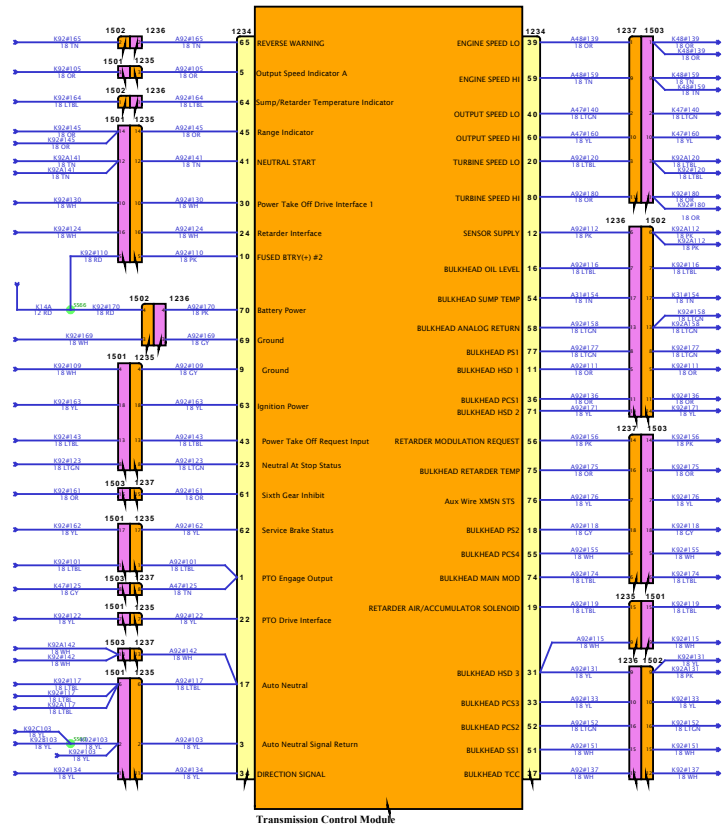
DESIGN DESCRIPTION

FEATURE CODES

SOFTWARE FEATURE CODES



Diagram 1-Combination




DESIGN DESCRIPTION

FEATURE CODES

SOFTWARE FEATURE CODES





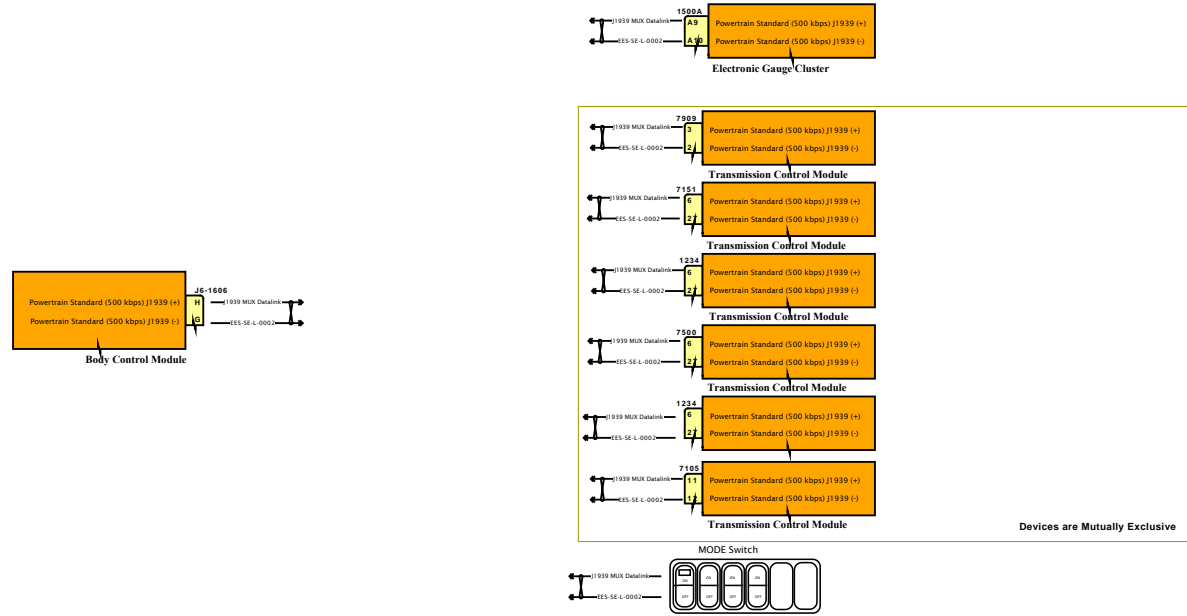
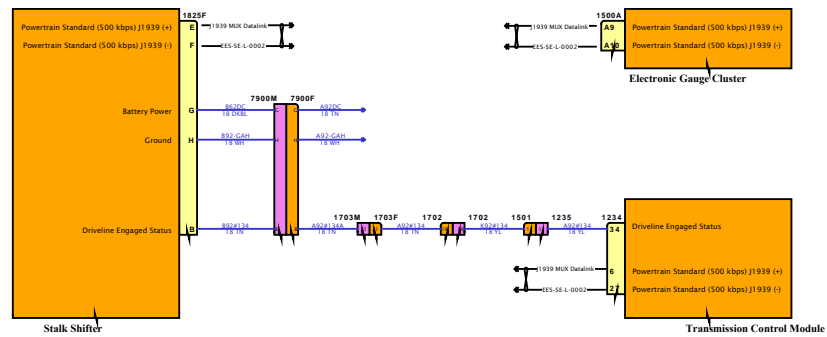


Diagram1-Combination1

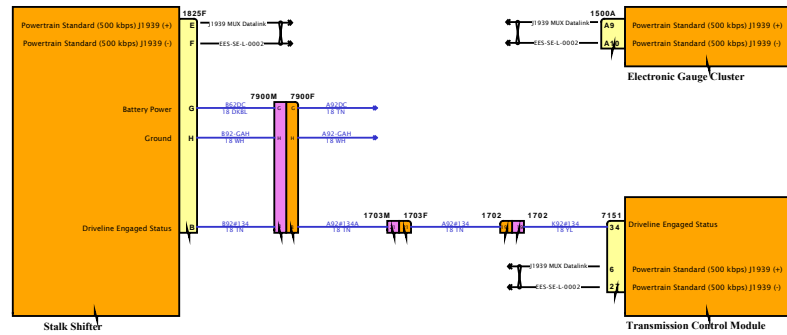


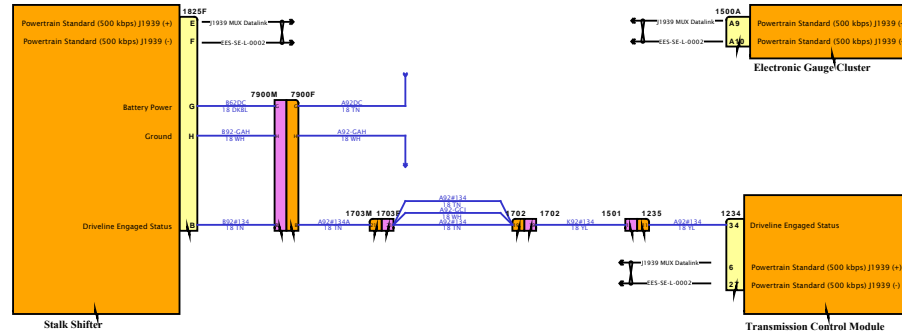
DESIGN DESCRIPTION

FEATURE CODES

SOFTWARE FEATURE CODES







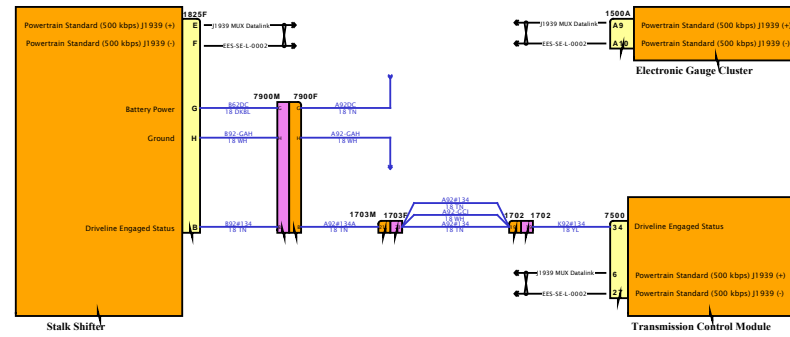
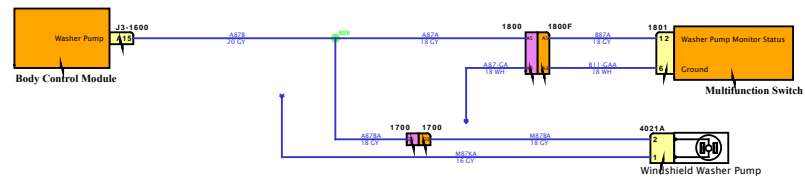


Diagram1-Combination1

DESIGN DESCRIPTION

FEATURE CODES

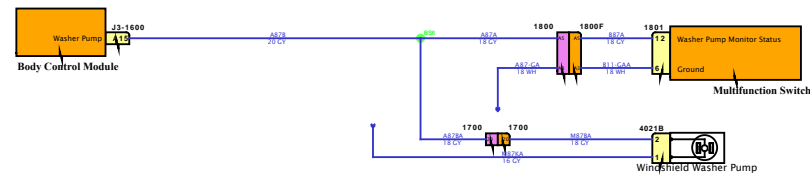


SOFTWARE FEATURE CODES



DESIGN DESCRIPTION

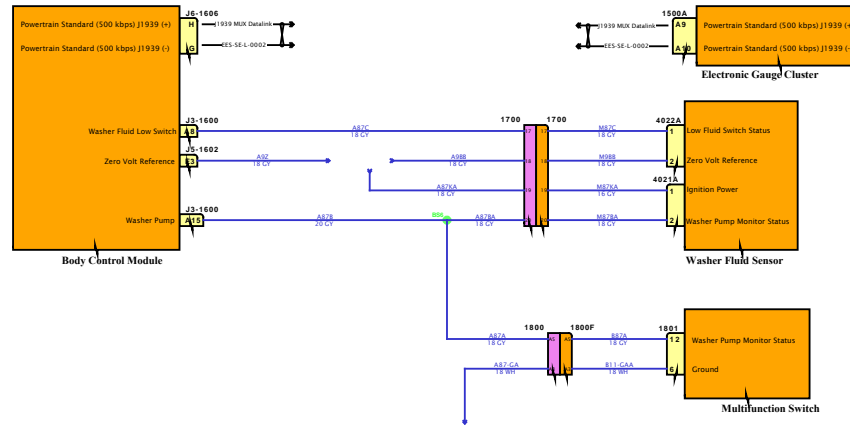
FEATURE CODES



SOFTWARE FEATURE CODES



Diagram1-Combination1



DESIGN DESCRIPTION

FEATURE CODES

SOFTWARE FEATURE CODES



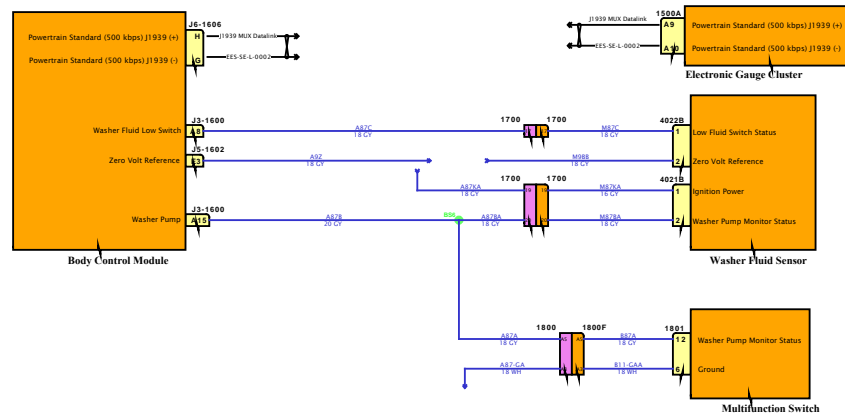
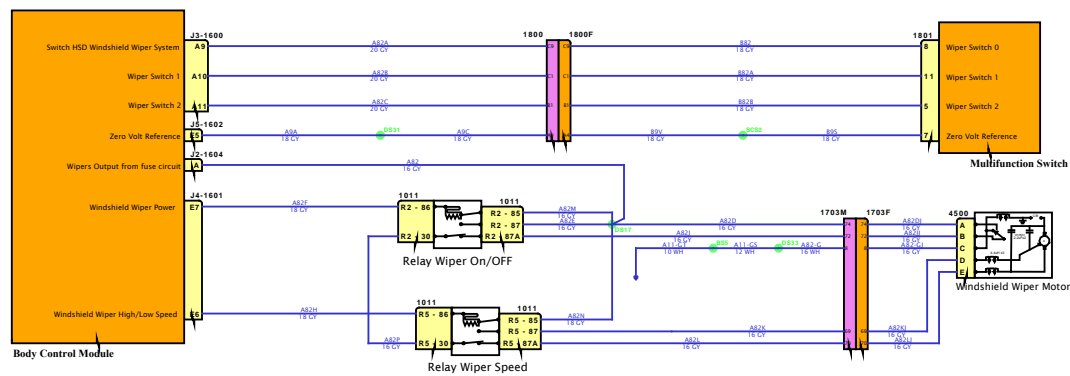


Diagram1



DESIGN DESCRIPTION

FEATURE CODES

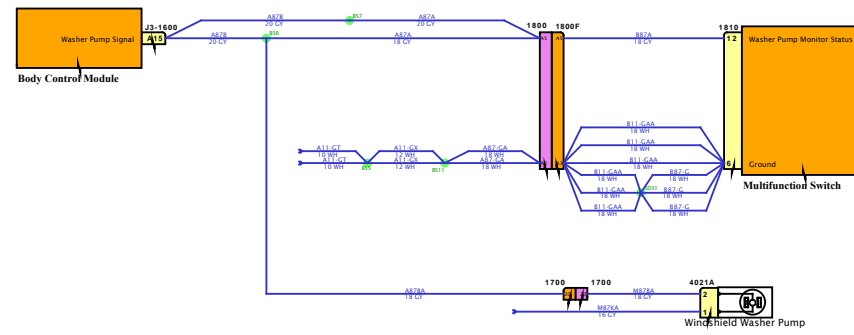
SOFTWARE FEATURE CODES



Diagram1-Combination1

DESIGN DESCRIPTION

FEATURE CODES



SOFTWARE FEATURE CODES

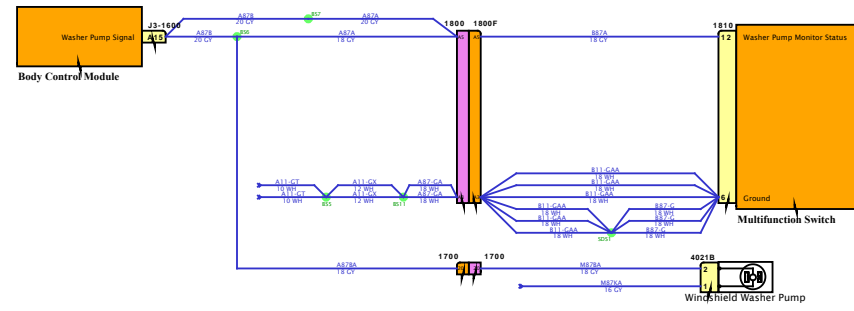


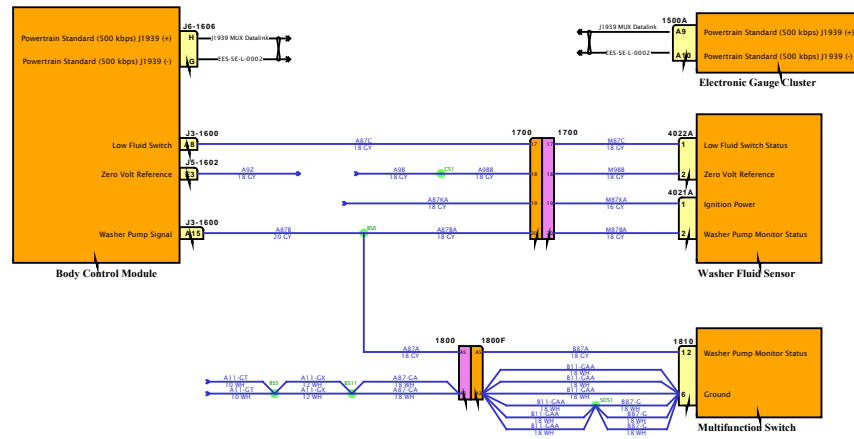
Diagram1-Combination2

DESIGN DESCRIPTION

FEATURE CODES

SOFTWARE FEATURE CODES

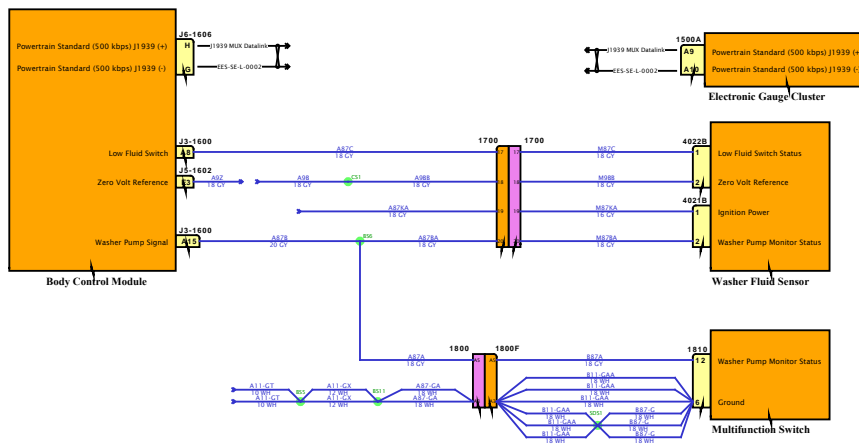




DESIGN DESCRIPTION

FEATURE CODES

SOFTWARE FEATURE CODES



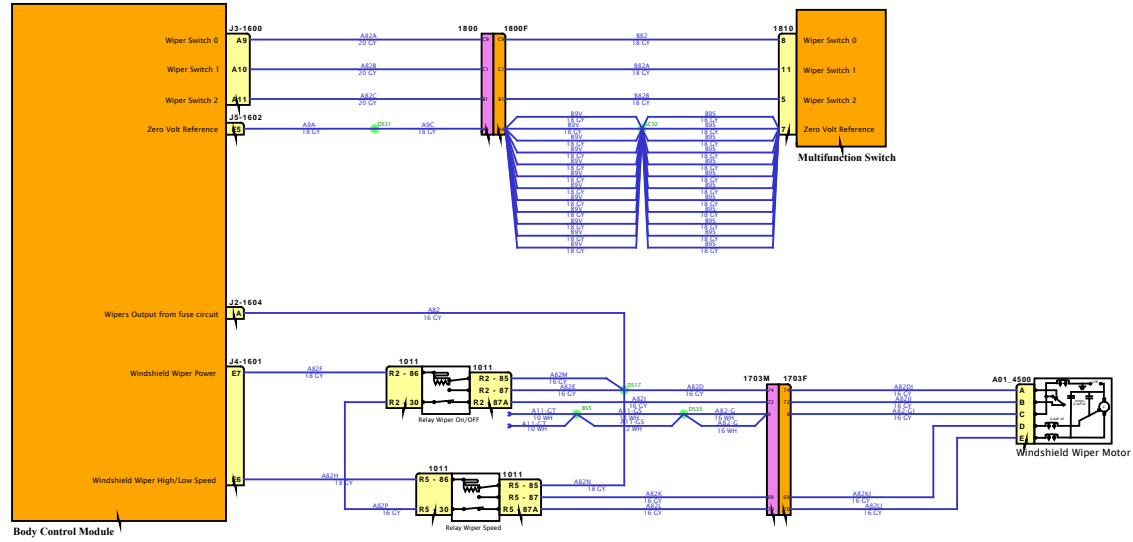
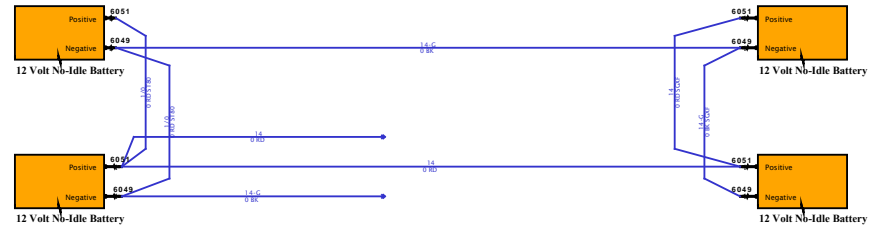


Diagram1



DESIGN DESCRIPTION

FEATURE CODES

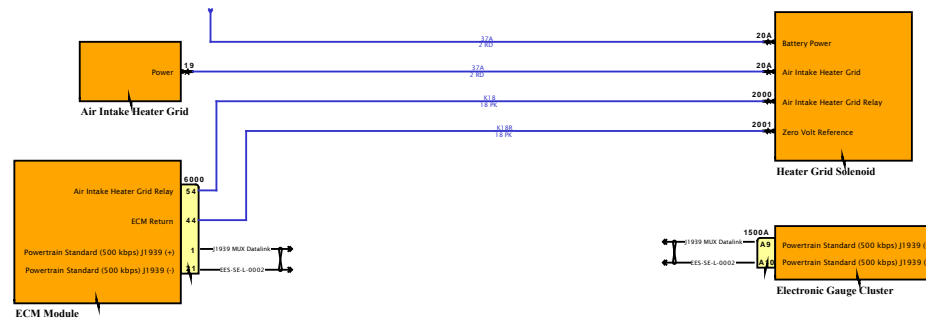
SOFTWARE FEATURE CODES



Diagram1

DESIGN DESCRIPTION

FEATURE CODES



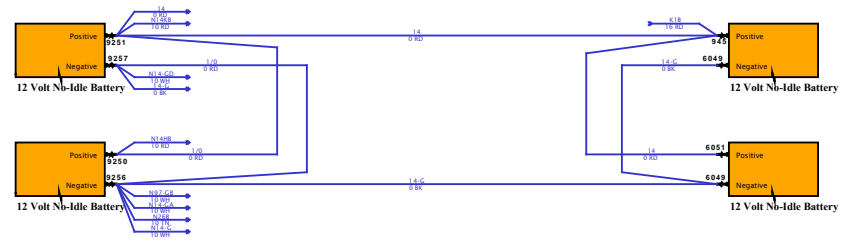
SOFTWARE FEATURE CODES



Diagram1

DESIGN DESCRIPTION

FEATURE CODES



SOFTWARE FEATURE CODES



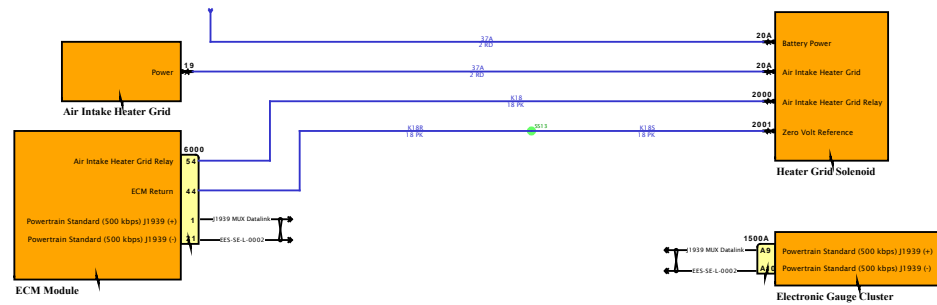
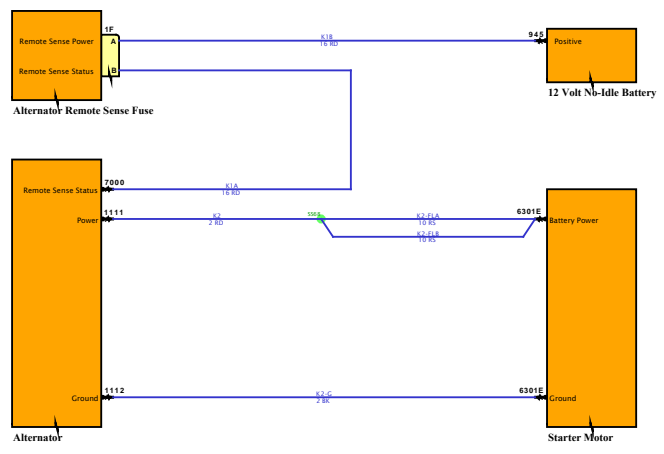


Diagram1



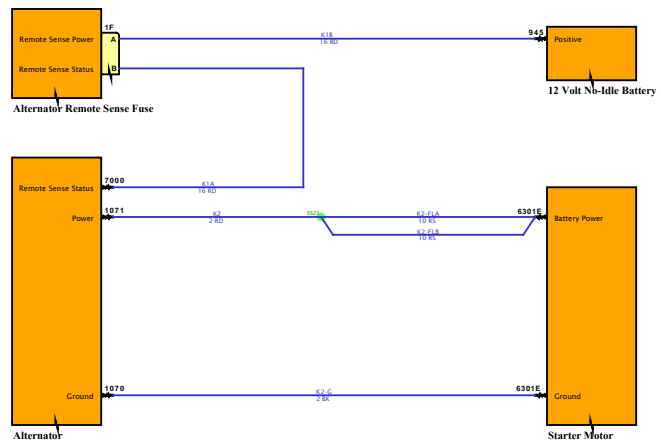
DESIGN DESCRIPTION

FEATURE CODES

SOFTWARE FEATURE CODES



Diagram1



DESIGN DESCRIPTION

FEATURE CODES

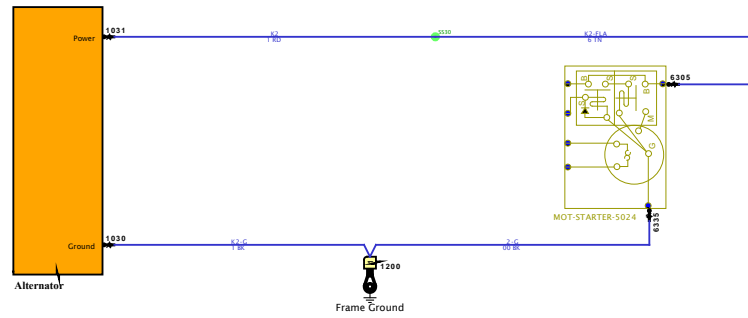
SOFTWARE FEATURE CODES



Diagram1-Combination1

DESIGN DESCRIPTION

FEATURE CODES



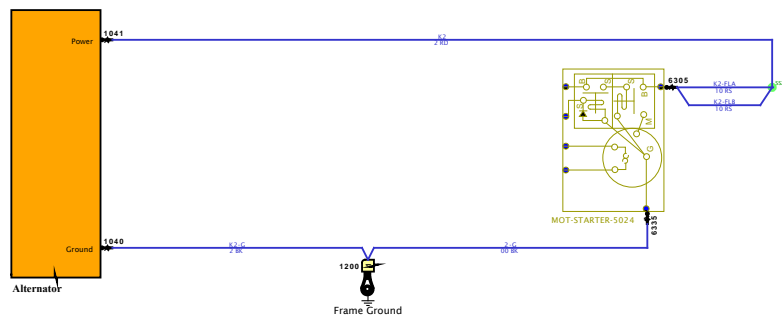
SOFTWARE FEATURE CODES



Diagram1-Combination2

DESIGN DESCRIPTION

FEATURE CODES



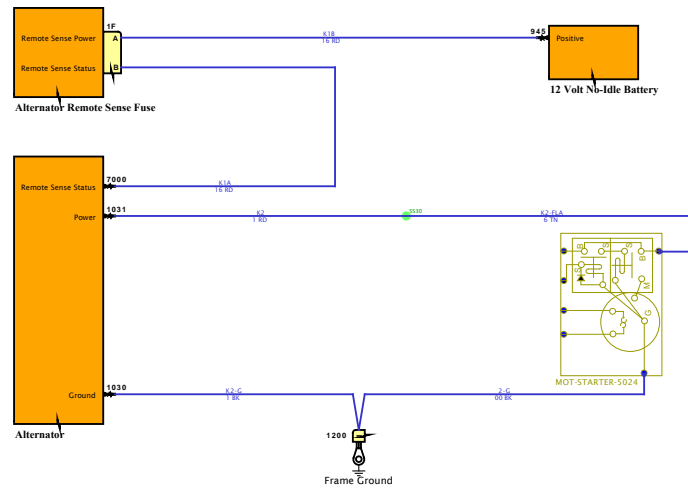
SOFTWARE FEATURE CODES



Diagram1-Combination1

DESIGN DESCRIPTION

FEATURE CODES



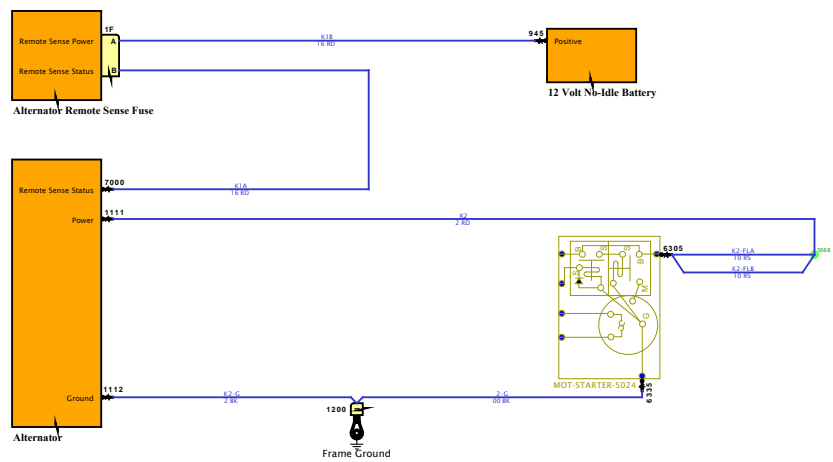
SOFTWARE FEATURE CODES



Diagram1-Combination2

DESIGN DESCRIPTION

FEATURE CODES



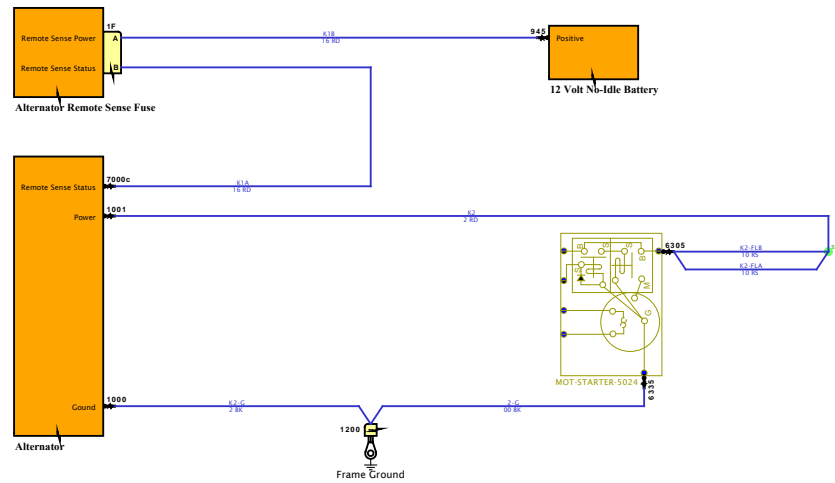
SOFTWARE FEATURE CODES



Diagram1

DESIGN DESCRIPTION

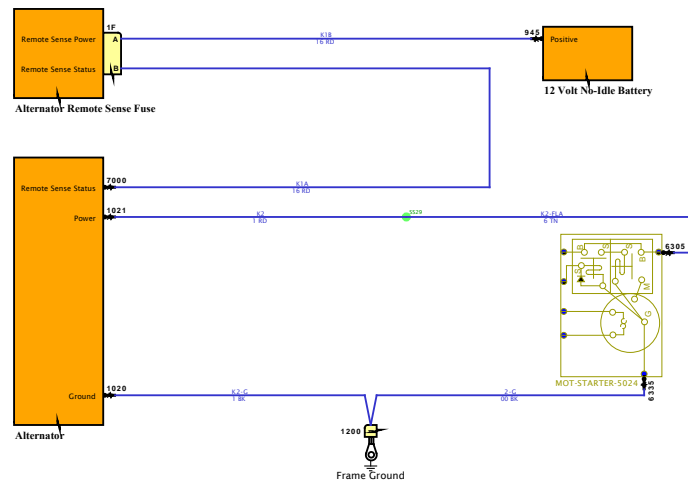
FEATURE CODES



SOFTWARE FEATURE CODES



Diagram1



DESIGN DESCRIPTION

FEATURE CODES

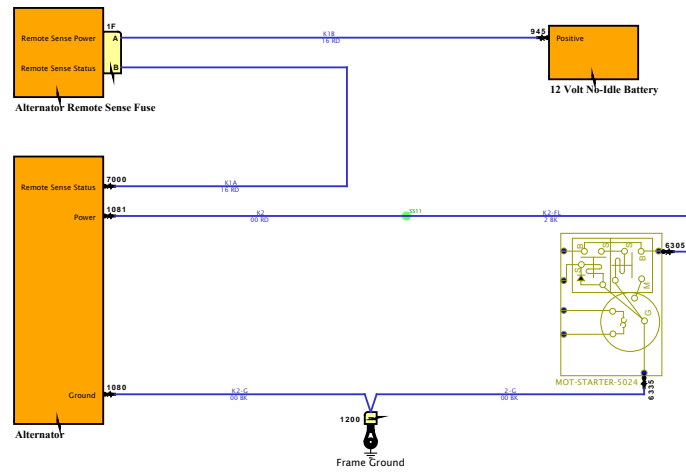
SOFTWARE FEATURE CODES



Diagram1

DESIGN DESCRIPTION

FEATURE CODES



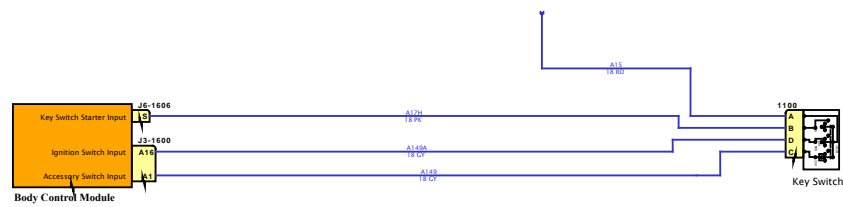
SOFTWARE FEATURE CODES



Diagram1-Combination1

DESIGN DESCRIPTION

FEATURE CODES



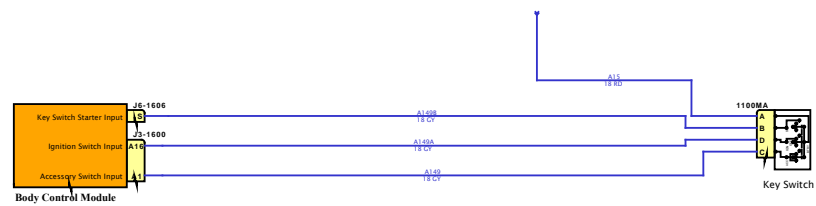
SOFTWARE FEATURE CODES



Diagram1-Combination2

DESIGN DESCRIPTION

FEATURE CODES



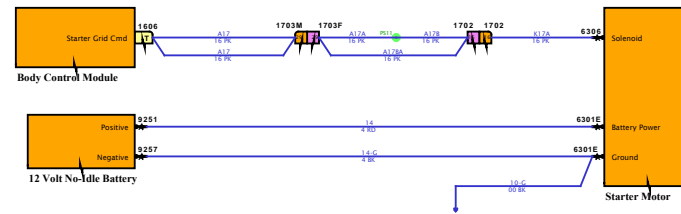
SOFTWARE FEATURE CODES



Diagram1

DESIGN DESCRIPTION

FEATURE CODES



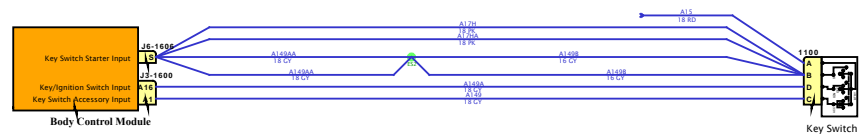
SOFTWARE FEATURE CODES



Diagram1-Combination1

DESIGN DESCRIPTION

FEATURE CODES



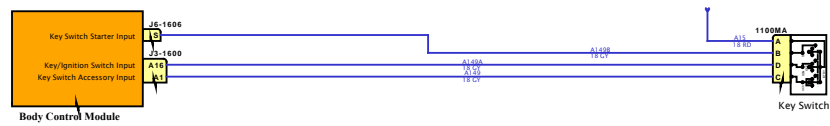
SOFTWARE FEATURE CODES



Diagram1-Combination2

DESIGN DESCRIPTION

FEATURE CODES



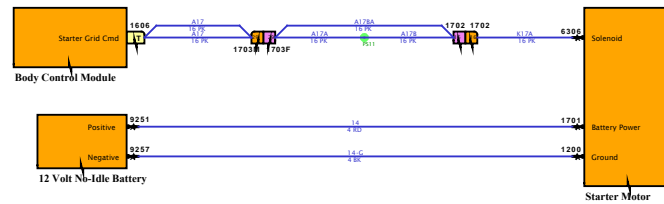
SOFTWARE FEATURE CODES



Diagram1-Combination1

DESIGN DESCRIPTION

FEATURE CODES



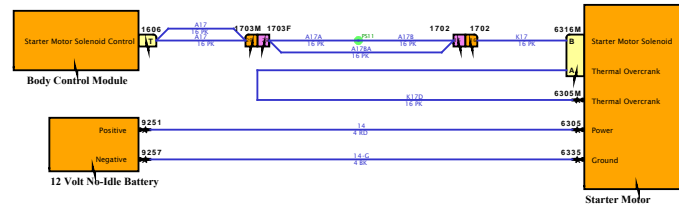
SOFTWARE FEATURE CODES



Diagram1-Combination1

DESIGN DESCRIPTION

FEATURE CODES



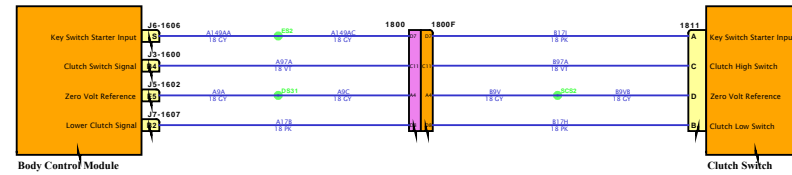
SOFTWARE FEATURE CODES



Diagram1

DESIGN DESCRIPTION

FEATURE CODES



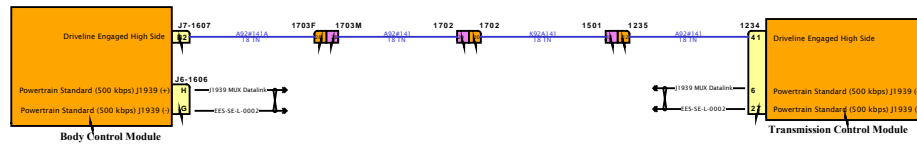
SOFTWARE FEATURE CODES



Diagram1-Combination1

DESIGN DESCRIPTION

FEATURE CODES



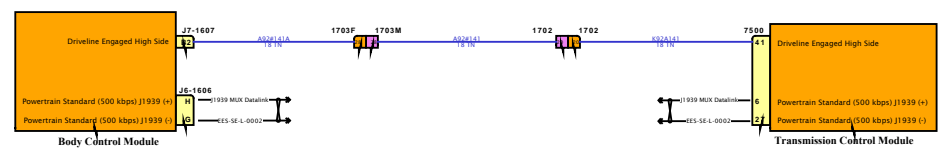
SOFTWARE FEATURE CODES



Diagram1-Combination2

DESIGN DESCRIPTION

FEATURE CODES



SOFTWARE FEATURE CODES



Diagram1

DESIGN DESCRIPTION

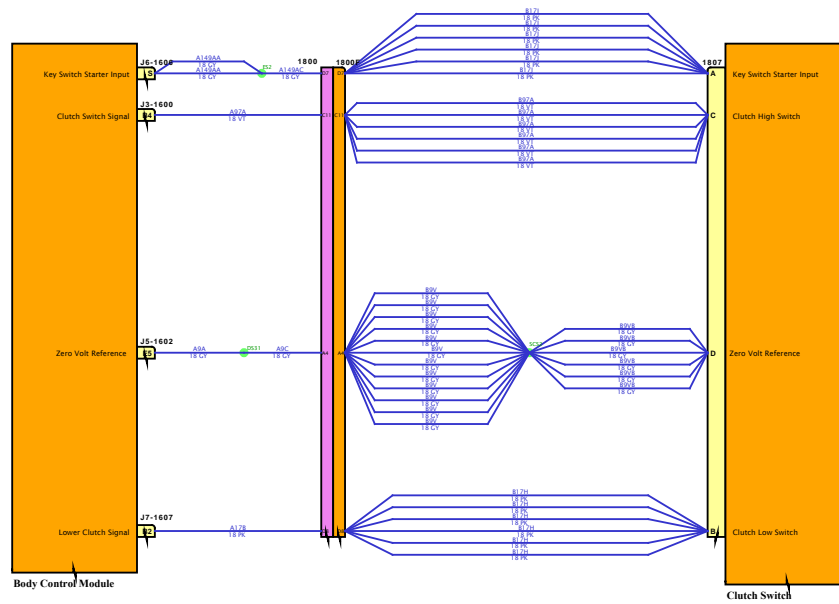
FEATURE CODES



SOFTWARE FEATURE CODES



Diagram1



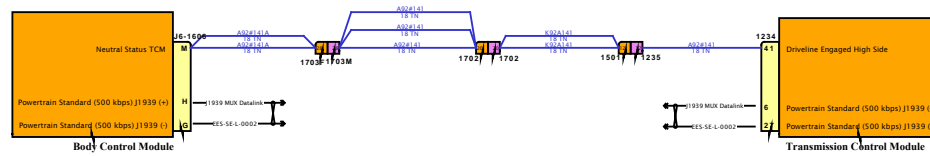
DESIGN DESCRIPTION

FEATURE CODES

SOFTWARE FEATURE CODES



Diagram1-Combination1



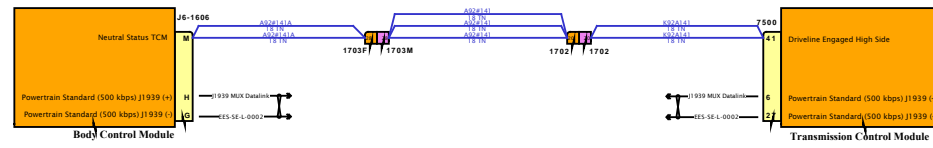
DESIGN DESCRIPTION

FEATURE CODES

SOFTWARE FEATURE CODES



Diagram1-Combination2



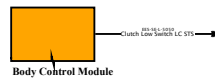
DESIGN DESCRIPTION

FEATURE CODES

SOFTWARE FEATURE CODES



Diagram1



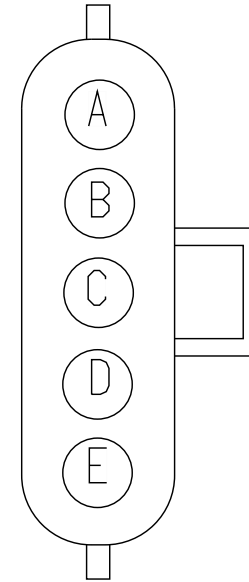
DESIGN DESCRIPTION

FEATURE CODES

SOFTWARE FEATURE CODES




Connector Name A01_4500
 Part Number 1661375C2
 Instances L9 - Windshield Wipers:Diagram1
 Mates MOT-WIPER-1031-03-01A



Name	Terminal Part Number	V-Min	Name	Wire Part Number	Wire CSA	Wire Spec	Wire Material description	Wire Color Description	Wire Length	End2 Terminal Part Number	End2 Pin Name	End2 Connector
A	-	-	AA82DJ	3510312 R1	1.16	16.0	Thin Wall XLPE Primary Cable	GREY	2080.0	-	74	1703F
B	-	-	AA82JJ	3510312 R1	1.16	16.0	Thin Wall XLPE Primary Cable	GREY	2080.0	-	72	1703F
C	-	-	AA82-GJ	3510312 R1	1.16	16.0	Thin Wall XLPE Primary Cable	GREY	2080.0	-	8	1703F
D	-	-	AA82KJ	3510312 R1	1.16	16.0	Thin Wall XLPE Primary Cable	GREY	2080.0	-	69	1703F

Name	Terminal Part Number	V-Min	Name	Wire Part Number	Wire CSA	Wire Spec	Wire Material description	Wire Color Description	Wire Length	End2 Terminal Part Number	End2 Pin Name	End2 Connector
E	-	-	AA82LJ	3510312 R1	1.16	16.0	Thin Wall XLPE Primary Cable	GREY	2080.0	-	70	1703F

Connector Name J1-1603
 Part Number 3598711C1
 Instances B6.7 - City Horn (W/ 4PIN CLK & P. Brake):Diagram1-Combination1
 B6.7 - City Horn (W/ 4PIN CLK & P. Brake):Diagram1-Combination2
 B6.7 - City Horn (W/ 4PIN CLK):Diagram1-Combination1
 B6.7 - City Horn (W/ 4PIN CLK):Diagram1-Combination2
 B6.7 - Directional Signal (Turn) W/ Single Tail Board W/Hazard SW:Diagram1
 B6.7 - Front Fog Lights W CONNECTOR:Diagram1
 B6.7 - Headlights W 10PIN CLK W/LOWW W/O Interrupt:Diagram1-Combination1
 B6.7 - Headlights W 10PIN CLK W/LOWW W/O Interrupt:Diagram1-Combination2
 B6.7 - Headlights W/O Lights ON with wipers (LOWW) W/ Headlights Interrupt:Diagram1-Combination1
 B6.7 - Headlights W/O Lights ON with wipers (LOWW) W/ Headlights Interrupt:Diagram1-Combination2
 B6.7 - Headlights W/O Lights ON With Wipers (LOWW) W/O Headlights Interrupt:Diagram1-Combination1
 B6.7 - Headlights W/O Lights ON With Wipers (LOWW) W/O Headlights Interrupt:Diagram1-Combination2
 B6.7 - Heating Ventilation & Air Conditioning (HVAC) Manual:Diagram1
 B6.7 - Rear Lights Stop - Single Assembly:Diagram1
 B6.7 - WORK LIGHT 1 BULB:Diagram1-Combination1
 B6.7 - WORK LIGHT 1 BULB:Diagram1-Combination2
 B6.7 - WORK LIGHT W BackUP 1 BULB:Diagram1-Combination1
 B6.7 - WORK LIGHT W BackUP 1 BULB:Diagram1-Combination2
 B6.7 - WORK LIGHT W BackUP 1 BULB Option 2:Diagram1-Combination1
 B6.7 - WORK LIGHT W BackUP 1 BULB Option 2:Diagram1-Combination2
 B6.7 - WORK LIGHT W RKE 1 BULB:Diagram1-Combination1
 B6.7 - WORK LIGHT W RKE 1 BULB:Diagram1-Combination2
 BCM (Body Control Module):Connector J1-1603
 Heating Ventilation & Air Conditioning (HVAC) Auto Temp Control:Diagram1 - HVAC
 L9 - Body Builder Lighting - Combined Turn and Stop Lamps (Automatic):Diagram1-Combination1



L9 - Body Builder Lighting - Combined Turn and Stop Lamps
 (Automatic):Diagram1-Combination2
 L9 - Body Builder Lighting - Combined Turn and Stop Lamps
 (Manual) Option2:Diagram1-Combination1
 L9 - Body Builder Lighting - Combined Turn and Stop Lamps
 (Manual) Option2:Diagram1-Combination2
 L9 - Body Builder Lighting - Separate Turn and Stop Lamps
 (Blunt Cut):Diagram1
 L9 - City Horn (W/ 4PIN CLK & P. Brake):Diagram1-
 Combination1
 L9 - City Horn (W/ 4PIN CLK & P. Brake):Diagram1-
 Combination2
 L9 - City Horn (W/ 4PIN CLK):Diagram1-Combination1
 L9 - City Horn (W/ 4PIN CLK):Diagram1-Combination2
 L9 - City Horn (W/ 10PIN CLK & P. Brake):Diagram1
 L9 - City Horn (W/ 10PIN CLK):Diagram1
 L9 - Directional Signal (Turn) W/ LED BOX LAMPS:Diagram1
 L9 - Directional Signal (Turn) W/ Single Tail Board W/Hazard
 SW:Diagram1
 L9 - Fog Lights (LED White TOP MTG):Diagram1
 L9 - Front Fog Lamps:Diagram1
 L9 - Front Fog Lights W CONNECTOR:Diagram1
 L9 - Headlights W 10PIN CLK W/LOWW W/Interrupt:Diagram1-
 Combination1
 L9 - Headlights W 10PIN CLK W/LOWW W/Interrupt:Diagram1-
 Combination2
 L9 - Headlights W 10PIN CLK W/LOWW W/O
 Interrupt:Diagram1-Combination1
 L9 - Headlights W 10PIN CLK W/LOWW W/O
 Interrupt:Diagram1-Combination2
 L9 - Headlights W/O Lights ON With Wipers (LOWW) W/O
 Headlights Interrupt:Diagram1-Combination1
 L9 - Headlights W/O Lights ON With Wipers (LOWW) W/O
 Headlights Interrupt:Diagram1-Combination2
 L9 - Headlights W/O Lights ON with wipers (LOWW) W/
 Headlights Interrupt:Diagram1-Combination1
 L9 - Headlights W/O Lights ON with wipers (LOWW) W/
 Headlights Interrupt:Diagram1-Combination2
 L9 - Heating Ventilation & Air Conditioning (HVAC)
 Manual:Diagram1
 L9 - Power Lift Gate:Diagram1
 L9 - Rear Lights Stop - Single Assembly:Diagram1
 L9 - Trailer Interface (Lighting) – BLUNT CUT (Part of Electric
 Trailer Brakes):Diagram1

L9 - WORK LIGHT 1 BULB:Diagram1-Combination1
 L9 - WORK LIGHT 1 BULB:Diagram1-Combination2
 L9 - WORK LIGHT W BackUP 1 BULB:Diagram1-Combination1
 L9 - WORK LIGHT W BackUP 1 BULB:Diagram1-Combination2
 L9 - WORK LIGHT W BackUP 1 BULB Option2:Diagram1-Combination1
 L9 - WORK LIGHT W BackUP 1 BULB Option2:Diagram1-Combination2
 L9 - WORK LIGHT W RKE 1 BULB:Diagram1-Combination1
 L9 - WORK LIGHT W RKE 1 BULB:Diagram1-Combination2
 L9 - Work Lights LED W/ Sw Pack - Day Cab:Diagram1-Combination1
 L9 - Work Lights LED W/ Sw Pack - Day Cab:Diagram1-Combination2

Mates

MODU-BCM-A000-10-00

Name	Terminal Part Number	V-Min	Name	Wire Part Number	Wire CSA	Wire Spec	Wire Material description	Wire Color Description	Wire Length	End2 Terminal Part Number	End2 Pin Name	End2 Connector
A	-	-	YF52B	3510337 R1	1.91	14.0	Thin Wall XLPE Primary Cable	YELLOW 2	640.0	-	-	-
A	-	-	VG57T	3510303 R1	4.81	10.0	Thin Wall XLPE Primary Cable	LIGHT GREEN	720.0	-	6	1701
A	-	-	ZT65	3510318 R1	1.16	16.0	Thin Wall XLPE Primary Cable	ORANGE	720.0	-	68	1701
A	-	-	YU57A	3510318 R1	1.16	16.0	Thin Wall XLPE Primary Cable	ORANGE	815.0	-	-	-
A	-	-	VG57T	3510303 R1	4.81	10.0	Thin Wall XLPE Primary Cable	LIGHT GREEN	720.0	-	-	-

Name	Terminal Part Number	V-Min	Name	Wire Part Number	Wire CSA	Wire Spec	Wire Material description	Wire Color Description	Wire Length	End2 Terminal Part Number	End2 Pin Name	End2 Connector
A	-	-	YU57A	3510318 R1	1.16	16.0	Thin Wall XLPE Primary Cable	ORANGE	815.0	-	A	J2-1604
A	-	-	VG57T	3510303 R1	4.81	10.0	Thin Wall XLPE Primary Cable	LIGHT GREEN	720.0	-	A	J2-1604
B	-	-	VG56T	3510339 R1	4.81	10.0	Thin Wall XLPE Primary Cable	YELLOW 2	720.0	-	5	1701
B	-	-	XZ56AA	3510318 R1	1.16	16.0	Thin Wall XLPE Primary Cable	ORANGE	815.0	-	-	-
B	-	-	YT56AA	3510318 R1	1.16	16.0	Thin Wall XLPE Primary Cable	ORANGE	815.0	-	-	-
B	-	-	YY56AA	3510318 R1	1.16	16.0	Thin Wall XLPE Primary Cable	ORANGE	815.0	-	-	-
B	-	-	VG56T	3510339 R1	4.81	10.0	Thin Wall XLPE Primary Cable	YELLOW 2	720.0	-	-	-
B	-	-	XV56AA	3510318 R1	1.16	16.0	Thin Wall XLPE Primary Cable	ORANGE	815.0	-	-	-


Name	Terminal Part Number	V-Min	Name	Wire Part Number	Wire CSA	Wire Spec	Wire Material description	Wire Color Description	Wire Length	End2 Terminal Part Number	End2 Pin Name	End2 Connect or
B	-	-	XZ56AA	3510318 R1	1.16	16.0	Thin Wall XLPE Primary Cable	ORANGE	815.0	-	B	J2-1604
B	-	-	YT56AA	3510318 R1	1.16	16.0	Thin Wall XLPE Primary Cable	ORANGE	815.0	-	B	J2-1604
B	-	-	YY56AA	3510318 R1	1.16	16.0	Thin Wall XLPE Primary Cable	ORANGE	815.0	-	B	J2-1604
B	-	-	VG56T	3510339 R1	4.81	10.0	Thin Wall XLPE Primary Cable	YELLOW 2	720.0	-	B	J2-1604
B	-	-	XV56AA	3510318 R1	1.16	16.0	Thin Wall XLPE Primary Cable	ORANGE	815.0	-	B	J2-1604
C	-	-	SA77	2643678 R1	1.16	16.0	Std. Wall XLPE Primary Cable	LIGHT GREEN	2865.0	-	65	1703M
C	-	-	SA77	2643678 R1	1.16	16.0	Std. Wall XLPE Primary Cable	LIGHT GREEN	2865.0	-	-	-
D	-	-	YL56A	3510318 R1	1.16	16.0	Thin Wall XLPE Primary Cable	ORANGE	1180.0	-	-	-

Name	Terminal Part Number	V-Min	Name	Wire Part Number	Wire CSA	Wire Spec	Wire Material description	Wire Color Description	Wire Length	End2 Terminal Part Number	End2 Pin Name	End2 Connector
D	-	-	YM56A	3510319 R1	1.91	14.0	Thin Wall XLPE Primary Cable	ORANGE	720.0	-	2	1701
D	-	-	YN56A	3510319 R1	1.91	14.0	Thin Wall XLPE Primary Cable	ORANGE	720.0	-	2	1701
D	-	-	YM56A	3510319 R1	1.91	14.0	Thin Wall XLPE Primary Cable	ORANGE	720.0	-	-	-
D	-	-	YN56A	3510319 R1	1.91	14.0	Thin Wall XLPE Primary Cable	ORANGE	720.0	-	-	-
E	-	-	AA85	3510312 R1	1.16	16.0	Thin Wall XLPE Primary Cable	GREY	640.0	-	21	1700
E	-	-	AA85	3510312 R1	1.16	16.0	Thin Wall XLPE Primary Cable	GREY	640.0	-	-	-
F	-	-	YJ64A	3510336 R1	1.16	16.0	Thin Wall XLPE Primary Cable	YELLOW 2	640.0	-	22	1700
F	-	-	YJ64A	3510336 R1	1.16	16.0	Thin Wall XLPE Primary Cable	YELLOW 2	640.0	-	-	-

Name	Terminal Part Number	V-Min	Name	Wire Part Number	Wire CSA	Wire Spec	Wire Material description	Wire Color Description	Wire Length	End2 Terminal Part Number	End2 Pin Name	End2 Connector
G	-	-	ZT65	3510318 R1	1.16	16.0	Thin Wall XLPE Primary Cable	ORANGE	720.0	-	68	1701
G	-	-	ZT65	3510318 R1	1.16	16.0	Thin Wall XLPE Primary Cable	ORANGE	720.0	-	-	-
H	-	-	YF52A	3510337 R1	1.91	14.0	Thin Wall XLPE Primary Cable	YELLOW 2	640.0	-	1	1700
H	-	-	YG52A	3510337 R1	1.91	14.0	Thin Wall XLPE Primary Cable	YELLOW 2	1440.0	-	-	-
H	-	-	YF52A	3510337 R1	1.91	14.0	Thin Wall XLPE Primary Cable	YELLOW 2	640.0	-	-	-
J	-	-	KP112	3510312 R1	1.16	16.0	Thin Wall XLPE Primary Cable	GREY	720.0	-	-	-
J	-	-	KP112	3510312 R1	1.16	16.0	Thin Wall XLPE Primary Cable	GREY	720.0	-	66	1701
K	-	-	YJ64B	3510336 R1	1.16	16.0	Thin Wall XLPE Primary Cable	YELLOW 2	640.0	-	23	1700

Name	Terminal Part Number	V-Min	Name	Wire Part Number	Wire CSA	Wire Spec	Wire Material description	Wire Color Description	Wire Length	End2 Terminal Part Number	End2 Pin Name	End2 Connector
K	-	-	YJ64B	3510336 R1	1.16	16.0	Thin Wall XLPE Primary Cable	YELLOW 2	640.0	-	-	-
L	-	-	YF52B	3510337 R1	1.91	14.0	Thin Wall XLPE Primary Cable	YELLOW 2	640.0	-	3	1700
L	-	-	YF52B	3510337 R1	1.91	14.0	Thin Wall XLPE Primary Cable	YELLOW 2	640.0	-	-	-
L	-	-	YG52B	3510337 R1	1.91	14.0	Thin Wall XLPE Primary Cable	YELLOW 2	1480.0	-	-	-
M	-	-	YN57A	3510319 R1	1.91	14.0	Thin Wall XLPE Primary Cable	ORANGE	720.0	-	3	1701
M	-	-	YM57A	3510319 R1	1.91	14.0	Thin Wall XLPE Primary Cable	ORANGE	720.0	-	3	1701
M	-	-	YL57C	3510318 R1	1.16	16.0	Thin Wall XLPE Primary Cable	ORANGE	1180.0	-	-	-
M	-	-	YN57A	3510319 R1	1.91	14.0	Thin Wall XLPE Primary Cable	ORANGE	720.0	-	-	-
M	-	-	YM57A	3510319 R1	1.91	14.0	Thin Wall XLPE Primary Cable	ORANGE	720.0	-	-	-

Connector Name J2-1604
 Part Number 3598710C1
 Instances B6.7 - Directional Signal (Turn) W/ Single Tail Board W/Hazard SW:Diagram1
 B6.7 - Front Marker Lights:Diagram1
 B6.7 - Headlights W 10PIN CLK W/LOWW W/O Interrupt:Diagram1-Combination1
 B6.7 - Headlights W 10PIN CLK W/LOWW W/O Interrupt:Diagram1-Combination2
 B6.7 - Headlights W/O Lights ON with wipers (LOWW) W/ Headlights Interrupt:Diagram1-Combination1
 B6.7 - Headlights W/O Lights ON with wipers (LOWW) W/ Headlights Interrupt:Diagram1-Combination2
 B6.7 - Headlights W/O Lights ON With Wipers (LOWW) W/O Headlights Interrupt:Diagram1-Combination1
 B6.7 - Headlights W/O Lights ON With Wipers (LOWW) W/O Headlights Interrupt:Diagram1-Combination2
 B6.7 - Rear Light (Tail Light):Diagram1
 B6.7 - Windshield Wipers:Diagram1
 BCM (Body Control Module):Connector J2-1604
 Cab Dome Light W/Classic Trim:Diagram1
 Cab Dome Light W/ Combo in Diamond Trim:Diagram1
 Clearance and Identification Lights:Diagram1
 Courtesy Light Crew Cab:Diagram1
 Courtesy Light Day Cab:Diagram1
 L9 - Body Builder Lighting - Combined Turn and Stop Lamps (Automatic):Diagram1-Combination1
 L9 - Body Builder Lighting - Combined Turn and Stop Lamps (Automatic):Diagram1-Combination2
 L9 - Body Builder Lighting - Combined Turn and Stop Lamps (Manual) Option2:Diagram1-Combination1
 L9 - Body Builder Lighting - Combined Turn and Stop Lamps (Manual) Option2:Diagram1-Combination2
 L9 - Body Builder Lighting - Separate Turn and Stop Lamps (Blunt Cut):Diagram1
 L9 - Directional Signal (Turn) W/ LED BOX LAMPS:Diagram1
 L9 - Directional Signal (Turn) W/ Single Tail Board W/Hazard SW:Diagram1
 L9 - Front Marker Lights:Diagram1
 L9 - Headlights W 10PIN CLK W/LOWW W/Interrupt:Diagram1-Combination1
 L9 - Headlights W 10PIN CLK W/LOWW W/Interrupt:Diagram1-Combination2



L9 - Headlights W 10PIN CLK W/LOWW W/O
 Interrupt:Diagram1-Combination1
 L9 - Headlights W 10PIN CLK W/LOWW W/O
 Interrupt:Diagram1-Combination2
 L9 - Headlights W/O Lights ON With Wipers (LOWW) W/O
 Headlights Interrupt:Diagram1-Combination1
 L9 - Headlights W/O Lights ON With Wipers (LOWW) W/O
 Headlights Interrupt:Diagram1-Combination2
 L9 - Headlights W/O Lights ON with wipers (LOWW) W/
 Headlights Interrupt:Diagram1-Combination1
 L9 - Headlights W/O Lights ON with wipers (LOWW) W/
 Headlights Interrupt:Diagram1-Combination2
 L9 - License Plate Light (LED BOX LAMP Tail Light):Diagram1
 L9 - License Plate Light (Tail Light Single Assy):Diagram1
 L9 - License Plate Light (Tail Light Single Assy)
 Option2:Diagram1
 L9 - License Plate Light (Tail Light Single Assy)
 Option3:Diagram1
 L9 - License Plate Light (Tail Light Single Assy) W/Less Power
 Module:Diagram1
 L9 - Rear Light (Tail Light):Diagram1
 L9 - Trailer Interface (Lighting) – BLUNT CUT (Part of Electric
 Trailer Brakes):Diagram1
 L9 - Windshield Wipers:Diagram1

Mates

MODU-BCM-A000-10-00

Name	Terminal Part Number	V-Min	Name	Wire Part Number	Wire CSA	Wire Spec	Wire Material description	Wire Color Description	Wire Length	End2 Terminal Part Number	End2 Pin Name	End2 Connector
A	-	-	YF53B	3510337 R1	1.91	14.0	Thin Wall XLPE Primary Cable	YELLOW 2	675.0	-	-	-
A	-	-	AA82	3510312 R1	1.16	16.0	Thin Wall XLPE Primary Cable	GREY	2135.0	-	X	-
A	-	-	YU57A	3510318 R1	1.16	16.0	Thin Wall XLPE Primary Cable	ORANGE	815.0	-	A	J1-1603

Name	Terminal Part Number	V-Min	Name	Wire Part Number	Wire CSA	Wire Spec	Wire Material description	Wire Color Description	Wire Length	End2 Terminal Part Number	End2 Pin Name	End2 Connector
A	-	-	VG57T	3510303 R1	4.81	10.0	Thin Wall XLPE Primary Cable	LIGHT GREEN	720.0	-	A	J1-1603
B	-	-	YF53A	3510337 R1	1.91	14.0	Thin Wall XLPE Primary Cable	YELLOW 2	675.0	-	2	1700
B	-	-	YG53A	3510337 R1	1.91	14.0	Thin Wall XLPE Primary Cable	YELLOW 2	1555.0	-	-	-
B	-	-	YF53A	3510337 R1	1.91	14.0	Thin Wall XLPE Primary Cable	YELLOW 2	675.0	-	-	-
B	-	-	XZ56AA	3510318 R1	1.16	16.0	Thin Wall XLPE Primary Cable	ORANGE	815.0	-	B	J1-1603
B	-	-	YT56AA	3510318 R1	1.16	16.0	Thin Wall XLPE Primary Cable	ORANGE	815.0	-	B	J1-1603
B	-	-	YY56AA	3510318 R1	1.16	16.0	Thin Wall XLPE Primary Cable	ORANGE	815.0	-	B	J1-1603
B	-	-	VG56T	3510339 R1	4.81	10.0	Thin Wall XLPE Primary Cable	YELLOW 2	720.0	-	B	J1-1603

Name	Terminal Part Number	V-Min	Name	Wire Part Number	Wire CSA	Wire Spec	Wire Material description	Wire Color Description	Wire Length	End2 Terminal Part Number	End2 Pin Name	End2 Connector
B	-	-	XV56AA	3510318 R1	1.16	16.0	Thin Wall XLPE Primary Cable	ORANGE	815.0	-	B	J1-1603
C	-	-	YM56	3510318 R1	1.16	16.0	Thin Wall XLPE Primary Cable	ORANGE	675.0	-	14	1700
C	-	-	YY56	3510318 R1	1.16	16.0	Thin Wall XLPE Primary Cable	ORANGE	375.0	-	X	-
C	-	-	XZ56	3510318 R1	1.16	16.0	Thin Wall XLPE Primary Cable	ORANGE	375.0	-	X	-
C	-	-	YT56B	3510318 R1	1.16	16.0	Thin Wall XLPE Primary Cable	ORANGE	675.0	-	14	1700
C	-	-	YN56	3510317 R1	0.79	18.0	Thin Wall XLPE Primary Cable	ORANGE	375.0	-	X	-
C	-	-	YT56B	3510318 R1	1.16	16.0	Thin Wall XLPE Primary Cable	ORANGE	675.0	-	-	-
C	-	-	XZ56	3510318 R1	1.16	16.0	Thin Wall XLPE Primary Cable	ORANGE	375.0	-	-	-

Name	Terminal Part Number	V-Min	Name	Wire Part Number	Wire CSA	Wire Spec	Wire Material description	Wire Color Description	Wire Length	End2 Terminal Part Number	End2 Pin Name	End2 Connector
C	-	-	YM56	3510318 R1	1.16	16.0	Thin Wall XLPE Primary Cable	ORANGE	675.0	-	-	-
C	-	-	YN56	3510317 R1	0.79	18.0	Thin Wall XLPE Primary Cable	ORANGE	375.0	-	-	-
C	-	-	YY56	3510318 R1	1.16	16.0	Thin Wall XLPE Primary Cable	ORANGE	375.0	-	-	-
C	-	-	YT57B	3510318 R1	1.16	16.0	Thin Wall XLPE Primary Cable	ORANGE	675.0	-	15	1700
C	-	-	YR57	3510318 R1	1.16	16.0	Thin Wall XLPE Primary Cable	ORANGE	675.0	-	15	1700
C	-	-	YK57	3510318 R1	1.16	16.0	Thin Wall XLPE Primary Cable	ORANGE	430.0	-	X	-
C	-	-	XZ57	3510318 R1	1.16	16.0	Thin Wall XLPE Primary Cable	ORANGE	430.0	-	X	-
C	-	-	XV57	3510318 R1	1.16	16.0	Thin Wall XLPE Primary Cable	ORANGE	430.0	-	X	-

Name	Terminal Part Number	V-Min	Name	Wire Part Number	Wire CSA	Wire Spec	Wire Material description	Wire Color Description	Wire Length	End2 Terminal Part Number	End2 Pin Name	End2 Connector
C	-	-	YQ57	3510318 R1	1.16	16.0	Thin Wall XLPE Primary Cable	ORANGE	430.0	-	X	-
C	-	-	YH57	3510318 R1	1.16	16.0	Thin Wall XLPE Primary Cable	ORANGE	430.0	-	X	-
C	-	-	YY57	3510318 R1	1.16	16.0	Thin Wall XLPE Primary Cable	ORANGE	430.0	-	X	-
D	-	-	VG68T	3510308 R1	3.01	12.0	Thin Wall XLPE Primary Cable	BROWN	755.0	-	8	1701
D	-	-	VL68T	3510308 R1	3.01	12.0	Thin Wall XLPE Primary Cable	BROWN	485.0	-	X	-
D	-	-	VP68	3510308 R1	3.01	12.0	Thin Wall XLPE Primary Cable	BROWN	485.0	-	X	-
D	-	-	VM68T	3510308 R1	3.01	12.0	Thin Wall XLPE Primary Cable	BROWN	485.0	-	X	-
D	-	-	VR68T	3510308 R1	3.01	12.0	Thin Wall XLPE Primary Cable	BROWN	485.0	-	X	-

Name	Terminal Part Number	V-Min	Name	Wire Part Number	Wire CSA	Wire Spec	Wire Material description	Wire Color Description	Wire Length	End2 Terminal Part Number	End2 Pin Name	End2 Connector
D	-	-	VT68TA	3510308 R1	3.01	12.0	Thin Wall XLPE Primary Cable	BROWN	485.0	-	X	-
E	-	-	AA11-GKC	3510362 R1	3.01	12.0	Thin Wall XLPE Primary Cable	WHITE	855.0	-	-	-
F	-	-	VG58T	3510308 R1	3.01	12.0	Thin Wall XLPE Primary Cable	BROWN	755.0	-	7	1701
F	-	-	VP58	3510308 R1	3.01	12.0	Thin Wall XLPE Primary Cable	BROWN	455.0	-	X	-
F	-	-	VM58T	3510308 R1	3.01	12.0	Thin Wall XLPE Primary Cable	BROWN	455.0	-	X	-
F	-	-	VR58T	3510308 R1	3.01	12.0	Thin Wall XLPE Primary Cable	BROWN	455.0	-	X	-
F	-	-	VL58T	3510308 R1	3.01	12.0	Thin Wall XLPE Primary Cable	BROWN	455.0	-	X	-
F	-	-	VT58	3510308 R1	3.01	12.0	Thin Wall XLPE Primary Cable	BROWN	455.0	-	X	-

Name	Terminal Part Number	V-Min	Name	Wire Part Number	Wire CSA	Wire Spec	Wire Material description	Wire Color Description	Wire Length	End2 Terminal Part Number	End2 Pin Name	End2 Connector
G	-	-	YP54	3510306 R1	1.16	16.0	Thin Wall XLPE Primary Cable	BROWN	1205.0	-	-	-
G	-	-	YS54	3510306 R1	1.16	16.0	Thin Wall XLPE Primary Cable	BROWN	1205.0	-	-	-
H	-	-	YF53B	3510337 R1	1.91	14.0	Thin Wall XLPE Primary Cable	YELLOW 2	675.0	-	4	1700
H	-	-	YG53B	3510337 R1	1.91	14.0	Thin Wall XLPE Primary Cable	YELLOW 2	1595.0	-	-	-
H	-	-	YF53B	3510337 R1	1.91	14.0	Thin Wall XLPE Primary Cable	YELLOW 2	675.0	-	-	-
J	-	-	WF63	3510353 R1	0.79	18.0	Thin Wall XLPE Primary Cable	DARK BLUE	680.0	-	4	2000
J	-	-	WJ63	3510353 R1	0.79	18.0	Thin Wall XLPE Primary Cable	DARK BLUE	490.0	-	-	-
J	-	-	WG63	3510353 R1	0.79	18.0	Thin Wall XLPE Primary Cable	DARK BLUE	490.0	-	-	-

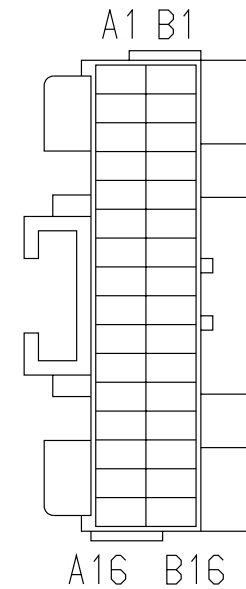
Name	Terminal Part Number	V-Min	Name	Wire Part Number	Wire CSA	Wire Spec	Wire Material description	Wire Color Description	Wire Length	End2 Terminal Part Number	End2 Pin Name	End2 Connector
J	-	-	WF63	3510353 R1	0.79	18.0	Thin Wall XLPE Primary Cable	DARK BLUE	680.0	-	-	-
J	-	-	WJ63	3510353 R1	0.79	18.0	Thin Wall XLPE Primary Cable	DARK BLUE	490.0	-	X	-
K	-	-	YT57B	3510318 R1	1.16	16.0	Thin Wall XLPE Primary Cable	ORANGE	675.0	-	15	1700
K	-	-	YR57	3510318 R1	1.16	16.0	Thin Wall XLPE Primary Cable	ORANGE	675.0	-	15	1700
K	-	-	YK57	3510318 R1	1.16	16.0	Thin Wall XLPE Primary Cable	ORANGE	430.0	-	X	-
K	-	-	XZ57	3510318 R1	1.16	16.0	Thin Wall XLPE Primary Cable	ORANGE	430.0	-	X	-
K	-	-	XV57	3510318 R1	1.16	16.0	Thin Wall XLPE Primary Cable	ORANGE	430.0	-	X	-
K	-	-	YQ57	3510318 R1	1.16	16.0	Thin Wall XLPE Primary Cable	ORANGE	430.0	-	X	-

Name	Terminal Part Number	V-Min	Name	Wire Part Number	Wire CSA	Wire Spec	Wire Material description	Wire Color Description	Wire Length	End2 Terminal Part Number	End2 Pin Name	End2 Connector
K	-	-	YH57	3510318 R1	1.16	16.0	Thin Wall XLPE Primary Cable	ORANGE	430.0	-	X	-
K	-	-	YY57	3510318 R1	1.16	16.0	Thin Wall XLPE Primary Cable	ORANGE	430.0	-	X	-
K	-	-	XZ57	3510318 R1	1.16	16.0	Thin Wall XLPE Primary Cable	ORANGE	430.0	-	-	-
K	-	-	YK57	3510318 R1	1.16	16.0	Thin Wall XLPE Primary Cable	ORANGE	430.0	-	-	-
K	-	-	YR57	3510318 R1	1.16	16.0	Thin Wall XLPE Primary Cable	ORANGE	675.0	-	-	-
K	-	-	YY57	3510318 R1	1.16	16.0	Thin Wall XLPE Primary Cable	ORANGE	430.0	-	-	-
K	-	-	XV57	3510318 R1	1.16	16.0	Thin Wall XLPE Primary Cable	ORANGE	430.0	-	-	-
K	-	-	YT57B	3510318 R1	1.16	16.0	Thin Wall XLPE Primary Cable	ORANGE	675.0	-	-	-

Name	Terminal Part Number	V-Min	Name	Wire Part Number	Wire CSA	Wire Spec	Wire Material description	Wire Color Description	Wire Length	End2 Terminal Part Number	End2 Pin Name	End2 Connector
K	-	-	YQ57	3510318 R1	1.16	16.0	Thin Wall XLPE Primary Cable	ORANGE	430.0	-	-	-
K	-	-	YH57	3510318 R1	1.16	16.0	Thin Wall XLPE Primary Cable	ORANGE	430.0	-	-	-
K	-	-	YT56B	3510318 R1	1.16	16.0	Thin Wall XLPE Primary Cable	ORANGE	675.0	-	14	1700
K	-	-	YM56	3510318 R1	1.16	16.0	Thin Wall XLPE Primary Cable	ORANGE	675.0	-	14	1700
K	-	-	YY56	3510318 R1	1.16	16.0	Thin Wall XLPE Primary Cable	ORANGE	375.0	-	X	-
K	-	-	XZ56	3510318 R1	1.16	16.0	Thin Wall XLPE Primary Cable	ORANGE	375.0	-	X	-
K	-	-	YN56	3510317 R1	0.79	18.0	Thin Wall XLPE Primary Cable	ORANGE	375.0	-	X	-

Connector Name J3-1600
 Part Number 3598706C1
 Instances

- B6.7 - 26" Fuel Tank:Diagram1-Combination1
- B6.7 - 26" Fuel Tank - Secondary:Diagram1-Combination1
- B6.7 - 26" Fuel Tank - Secondary:Diagram1-Combination2
- B6.7 - Adjustable Engine Speed Control (PTO) 4-pin:Diagram1
- B6.7 - Adjustable Engine Speed Control (PTO) 10-pin:Diagram1-Combination1
- B6.7 - Adjustable Engine Speed Control (PTO) 10-pin:Diagram1-Combination2
- B6.7 - City Horn (W/ 4PIN CLK & P. Brake):Diagram1-Combination1
- B6.7 - City Horn (W/ 4PIN CLK & P. Brake):Diagram1-Combination2
- B6.7 - City Horn (W/ 4PIN CLK):Diagram1-Combination1
- B6.7 - City Horn (W/ 4PIN CLK):Diagram1-Combination2
- B6.7 - Clutch Monitoring (High and Low Switch to BCM):Diagram1
- B6.7 - Cranking Request (w/ Key Switch w/ BCM):Diagram1-Combination1
- B6.7 - Cranking Request (w/ Key Switch w/ BCM):Diagram1-Combination2
- B6.7 - Directional Signal (Turn) W/ Single Tail Board W/Hazard SW:Diagram1
- B6.7 - Headlights W 10PIN CLK W/LOWW W/O Interrupt:Diagram1-Combination1
- B6.7 - Headlights W 10PIN CLK W/LOWW W/O Interrupt:Diagram1-Combination2
- B6.7 - Headlights W/O Lights ON with wipers (LOWW) W/ Headlights Interrupt:Diagram1-Combination1
- B6.7 - Headlights W/O Lights ON with wipers (LOWW) W/ Headlights Interrupt:Diagram1-Combination2
- B6.7 - Headlights W/O Lights ON With Wipers (LOWW) W/O Headlights Interrupt:Diagram1-Combination1
- B6.7 - Headlights W/O Lights ON With Wipers (LOWW) W/O Headlights Interrupt:Diagram1-Combination2
- B6.7 - Heating Ventilation & Air Conditioning (HVAC) Manual:Diagram1
- B6.7 - Windshield Washer Pump:Diagram1-Combination1
- B6.7 - Windshield Washer Pump:Diagram1-Combination2
- B6.7 - Windshield Washer Pump & Low Fluid Sensor:Diagram1-Combination1



B6.7 - Windshield Washer Pump & Low Fluid Sensor:Diagram1-Combination2
B6.7 - Windshield Wipers:Diagram1
BCM (Body Control Module):Connector J3-1600
Compressed Air Supply:Diagram1
Compressed Air Supply (Aux Gauge):Diagram1
Cruise Control (W/ One Telltale 4 Pin):Diagram1-Combination1
Cruise Control (W/ One Telltale 4 Pin):Diagram1-Combination2
Cruise Control (W/ One Telltale 10 Pin):Diagram1-Combination1
Cruise Control (W/ One Telltale 10 Pin):Diagram1-Combination2
Door Ajar Reminder (Entry/Exit):Diagram1
Door Ajar Reminder(Entry /Exit):4 Door:Diagram1
Heating Ventilation & Air Conditioning (HVAC) Auto Temp Control:Diagram1 - HVAC
L9 - 26" Fuel Tank:Diagram1-Combination1
L9 - 26" Fuel Tank - Secondary:Diagram1-Combination1
L9 - 26" Fuel Tank - Secondary:Diagram1-Combination2
L9 - Adjustable Engine Speed Control (PTO) 4-pin:Diagram1
L9 - Adjustable Engine Speed Control (PTO) 10-pin:Diagram1-Combination1
L9 - Adjustable Engine Speed Control (PTO) 10-pin:Diagram1-Combination2
L9 - Axle Temperature Monitoring (Single Rear Aux Gauge):Diagram1
L9 - Axle Temperature Monitoring (Single Rear Virtual Gauge):Diagram1
L9 - Axle Temperature Monitoring (Tandem Rear Aux Gauge):Diagram1
L9 - Axle Temperature Monitoring (Tandem Rear Virtual Gauge):Diagram1
L9 - City Horn (W/ 4PIN CLK & P. Brake):Diagram1-Combination1
L9 - City Horn (W/ 4PIN CLK & P. Brake):Diagram1-Combination2
L9 - City Horn (W/ 4PIN CLK):Diagram1-Combination1
L9 - City Horn (W/ 4PIN CLK):Diagram1-Combination2
L9 - City Horn (W/ 10PIN CLK & P. Brake):Diagram1
L9 - City Horn (W/ 10PIN CLK):Diagram1
L9 - Clutch Monitoring (High and Low Switch to BCM):Diagram1
L9 - Cranking Request (w/ Key Switch w/ BCM):Diagram1-Combination1
L9 - Cranking Request (w/ Key Switch w/ BCM):Diagram1-Combination2
L9 - Directional Signal (Turn) W/ LED BOX LAMPS:Diagram1

L9 - Directional Signal (Turn) W/ Single Tail Board W/Hazard
SW:Diagram1
L9 - Headlights W 10PIN CLK W/LOWW W/Interrupt:Diagram1-
Combination1
L9 - Headlights W 10PIN CLK W/LOWW W/Interrupt:Diagram1-
Combination2
L9 - Headlights W 10PIN CLK W/LOWW W/O
Interrupt:Diagram1-Combination1
L9 - Headlights W 10PIN CLK W/LOWW W/O
Interrupt:Diagram1-Combination2
L9 - Headlights W/O Lights ON With Wipers (LOWW) W/O
Headlights Interrupt:Diagram1-Combination1
L9 - Headlights W/O Lights ON With Wipers (LOWW) W/O
Headlights Interrupt:Diagram1-Combination2
L9 - Headlights W/O Lights ON with wipers (LOWW) W/
Headlights Interrupt:Diagram1-Combination1
L9 - Headlights W/O Lights ON with wipers (LOWW) W/
Headlights Interrupt:Diagram1-Combination2
L9 - Heating Ventilation & Air Conditioning (HVAC)
Manual:Diagram1
L9 - PARK LIGHTS - W/Marker Interrupt 4 pin
clockspring:Diagram1-Combination1
L9 - PARK LIGHTS - W/Marker Interrupt 4 pin
clockspring:Diagram1-Combination2
L9 - PARK LIGHTS - W/Marker Interrupt 10pin
CLCKSPRING:Diagram1-Combination1
L9 - PARK LIGHTS - W/Marker Interrupt 10pin
CLCKSPRING:Diagram1-Combination2
L9 - Seatbelt Reminder (Warning)(Driver & Passenger in
parallel):Diagram1
L9 - Seatbelt Reminder (Warning)(Driver only):Diagram1
L9 - Transmission Oil Temperature - Manual Trans:Diagram1
L9 - Transmission Oil Temperature - Manual Trans w/Aux
Gauge:Diagram1
L9 - Windshield Washer Pump:Diagram1-Combination1
L9 - Windshield Washer Pump:Diagram1-Combination2
L9 - Windshield Washer Pump & Low Fluid Sensor:Diagram1-
Combination1
L9 - Windshield Washer Pump & Low Fluid Sensor:Diagram1-
Combination2
L9 - Windshield Wipers:Diagram1
Operator Input:Diagram1-Combination1
Operator Input:Diagram1-Combination2
Park Brake Control (Monitoring) (GEN IV BCM):Diagram1

Park Brake Control (Monitoring) (W/Vehicle Speed):Diagram1
 Park Brake Controls (Monitoring) W (Door Switch City
 Horn):Diagram1
 Radio w/Bluetooth:Diagram1-Combination1
 Radio w/Bluetooth:Diagram1-Combination2
 Radio w/Steering Wheel Pod:Diagram1-Combination1
 Radio w/Steering Wheel Pod:Diagram1-Combination2
 Vehicle Speed Control (Cruise Control) 4 Pin:Diagram1
 Vehicle Speed Control (Cruise Control) 10 Pin:Diagram1

Mates

MODU-BCM-A000-10-00

Name	Terminal Part Number	V-Min	Name	Wire Part Number	Wire CSA	Wire Spec	Wire Material description	Wire Color Description	Wire Length	End2 Terminal Part Number	End2 Pin Name	End2 Connector
A1	-	-	AA52D	2643768 R1	0.53	20.0	Std. Wall XLPE Primary Cable	YELLOW 2	1365.0	-	-	-
A1	-	-	EC149	3510311 R1	0.79	18.0	Thin Wall XLPE Primary Cable	GREY	1475.0	-	C	1100
A1	-	-	ED149	3510311 R1	0.79	18.0	Thin Wall XLPE Primary Cable	GREY	2105.0	-	C	1100MA
A1	-	-	WC44D	3510311 R1	0.79	18.0	Thin Wall XLPE Primary Cable	GREY	1080.0	-	F16	J5-1602
A1	-	-	EC149	3510311 R1	0.79	18.0	Thin Wall XLPE Primary Cable	GREY	1475.0	-	-	-
A2	-	-	AA102A	3510334 R1	0.53	20.0	Thin Wall XLPE Primary Cable	YELLOW 2	1365.0	-	-	-

Name	Terminal Part Number	V-Min	Name	Wire Part Number	Wire CSA	Wire Spec	Wire Material description	Wire Color Description	Wire Length	End2 Terminal Part Number	End2 Pin Name	End2 Connector
A2	-	-	QI79A	3510311 R1	0.79	18.0	Thin Wall XLPE Primary Cable	GREY	3110.0	-	-	-
A2	-	-	QW79A	3510311 R1	0.79	18.0	Thin Wall XLPE Primary Cable	GREY	904.0	-	X	-
A2	-	-	QI79A	3510311 R1	0.79	18.0	Thin Wall XLPE Primary Cable	GREY	3110.0	-	A	1112
A4	-	-	AA102A	3510334 R1	0.53	20.0	Thin Wall XLPE Primary Cable	YELLOW 2	1365.0	-	A8	1800
A4	-	-	AA52D	2643768 R1	0.53	20.0	Std. Wall XLPE Primary Cable	YELLOW 2	1365.0	-	A7	1800
A4	-	-	AA52D	2643768 R1	0.53	20.0	Std. Wall XLPE Primary Cable	YELLOW 2	1365.0	-	-	-
A5	-	-	AA85A	3510310 R1	0.53	20.0	Thin Wall XLPE Primary Cable	GREY	1365.0	-	B10	1800
A5	-	-	AA85A	3510310 R1	0.53	20.0	Thin Wall XLPE Primary Cable	GREY	1365.0	-	-	-

Name	Terminal Part Number	V-Min	Name	Wire Part Number	Wire CSA	Wire Spec	Wire Material description	Wire Color Description	Wire Length	End2 Terminal Part Number	End2 Pin Name	End2 Connector
A6	-	-	AA57B	3510316 R1	0.53	20.0	Thin Wall XLPE Primary Cable	ORANGE	1365.0	-	A2	1800
A6	-	-	AA57B	3510316 R1	0.53	20.0	Thin Wall XLPE Primary Cable	ORANGE	1365.0	-	-	-
A7	-	-	AA56B	3510316 R1	0.53	20.0	Thin Wall XLPE Primary Cable	ORANGE	1365.0	-	A1	1800
A7	-	-	AA56B	3510316 R1	0.53	20.0	Thin Wall XLPE Primary Cable	ORANGE	1365.0	-	-	-
A8	-	-	HK87C	3510311 R1	0.79	18.0	Thin Wall XLPE Primary Cable	GREY	980.0	-	17	1700
A8	-	-	HE87EA	3510311 R1	0.79	18.0	Thin Wall XLPE Primary Cable	GREY	1060.0	-	-	-
A8	-	-	HK87C	3510311 R1	0.79	18.0	Thin Wall XLPE Primary Cable	GREY	980.0	-	-	-
A9	-	-	AA82A	3510310 R1	0.53	20.0	Thin Wall XLPE Primary Cable	GREY	1365.0	-	C9	1800

Name	Terminal Part Number	V-Min	Name	Wire Part Number	Wire CSA	Wire Spec	Wire Material description	Wire Color Description	Wire Length	End2 Terminal Part Number	End2 Pin Name	End2 Connector
A9	-	-	AA82A	3510310 R1	0.53	20.0	Thin Wall XLPE Primary Cable	GREY	1365.0	-	-	-
A10	-	-	AA82B	3510310 R1	0.53	20.0	Thin Wall XLPE Primary Cable	GREY	1365.0	-	C1	1800
A10	-	-	AA82B	3510310 R1	0.53	20.0	Thin Wall XLPE Primary Cable	GREY	1365.0	-	-	-
A11	-	-	AA82C	3510310 R1	0.53	20.0	Thin Wall XLPE Primary Cable	GREY	1365.0	-	B1	1800
A11	-	-	AA82C	3510310 R1	0.53	20.0	Thin Wall XLPE Primary Cable	GREY	1365.0	-	-	-
A12	-	-	WA44	3510312 R1	1.16	16.0	Thin Wall XLPE Primary Cable	GREY	1365.0	-	-	-
A12	-	-	WE44AB	3510312 R1	1.16	16.0	Thin Wall XLPE Primary Cable	GREY	1460.0	-	X	-
A13	-	-	AA63A	3510342 R1	1.16	16.0	Thin Wall XLPE Primary Cable	LIGHT BLUE	814.0	-	X	-

Name	Terminal Part Number	V-Min	Name	Wire Part Number	Wire CSA	Wire Spec	Wire Material description	Wire Color Description	Wire Length	End2 Terminal Part Number	End2 Pin Name	End2 Connect or
A14	-	-	AA52D	2643768 R1	0.53	20.0	Std. Wall XLPE Primary Cable	YELLOW 2	1365.0	-	A7	1800
A14	-	-	AA102A	3510334 R1	0.53	20.0	Thin Wall XLPE Primary Cable	YELLOW 2	1365.0	-	A8	1800
A14	-	-	AA102A	3510334 R1	0.53	20.0	Thin Wall XLPE Primary Cable	YELLOW 2	1365.0	-	-	-
A15	-	-	HE87B	3510310 R1	0.53	20.0	Thin Wall XLPE Primary Cable	GREY	880.0	-	X	-
A15	-	-	HJ87B	3510310 R1	0.53	20.0	Thin Wall XLPE Primary Cable	GREY	860.0	-	X	-
A16	-	-	DB149A	3510311 R1	0.79	18.0	Thin Wall XLPE Primary Cable	GREY	1475.0	-	D	1100
A16	-	-	DC149A	3510311 R1	0.79	18.0	Thin Wall XLPE Primary Cable	GREY	2105.0	-	D	1100MA
A16	-	-	DB149A	3510311 R1	0.79	18.0	Thin Wall XLPE Primary Cable	GREY	1475.0	-	-	-

Name	Terminal Part Number	V-Min	Name	Wire Part Number	Wire CSA	Wire Spec	Wire Material description	Wire Color Description	Wire Length	End2 Terminal Part Number	End2 Pin Name	End2 Connector
A16	-	-	DC149A	3510311 R1	0.79	18.0	Thin Wall XLPE Primary Cable	GREY	2105.0	-	-	-
A16	-	-	DD13FAM	3510305 R1	0.79	18.0	Thin Wall XLPE Primary Cable	BROWN	385.0	-	X	-
A16	-	-	DH13C	3510311 R1	0.79	18.0	Thin Wall XLPE Primary Cable	GREY	385.0	-	X	-
A16	-	-	DG149A	3510311 R1	0.79	18.0	Thin Wall XLPE Primary Cable	GREY	1475.0	-	D	1100
B1	-	-	SN86A	3510311 R1	0.79	18.0	Thin Wall XLPE Primary Cable	GREY	1365.0	-	B12	1800
B1	-	-	SN86A	3510311 R1	0.79	18.0	Thin Wall XLPE Primary Cable	GREY	1365.0	-	-	-
B2	-	-	NL40	2643673 R1	0.79	18.0	Std. Wall XLPE Primary Cable	GREY	980.0	-	29	1700
B2	-	-	WC40	3510311 R1	0.79	18.0	Thin Wall XLPE Primary Cable	GREY	1365.0	-	-	-

Name	Terminal Part Number	V-Min	Name	Wire Part Number	Wire CSA	Wire Spec	Wire Material description	Wire Color Description	Wire Length	End2 Terminal Part Number	End2 Pin Name	End2 Connector
B2	-	-	NL40	2643673 R1	0.79	18.0	Std. Wall XLPE Primary Cable	GREY	980.0	-	-	-
B2	-	-	NK40	2643673 R1	0.79	18.0	Std. Wall XLPE Primary Cable	GREY	1365.0	-	-	-
B2	-	-	WC40	3510311 R1	0.79	18.0	Thin Wall XLPE Primary Cable	GREY	1365.0	-	C12	1800
B2	-	-	NK40	2643673 R1	0.79	18.0	Std. Wall XLPE Primary Cable	GREY	1365.0	-	C12	1800
B3	-	-	NK40A	2643673 R1	0.79	18.0	Std. Wall XLPE Primary Cable	GREY	1365.0	-	-	-
B3	-	-	NK40A	2643673 R1	0.79	18.0	Std. Wall XLPE Primary Cable	GREY	1365.0	-	B2	1800
B4	-	-	UA97A	3510347 R1	0.79	18.0	Thin Wall XLPE Primary Cable	VIOLET	1365.0	-	C11	1800
B4	-	-	UA97A	3510347 R1	0.79	18.0	Thin Wall XLPE Primary Cable	VIOLET	1365.0	-	-	-

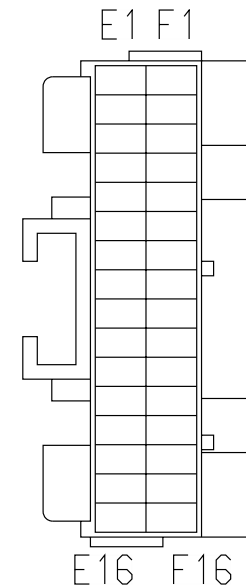
Name	Terminal Part Number	V-Min	Name	Wire Part Number	Wire CSA	Wire Spec	Wire Material description	Wire Color Description	Wire Length	End2 Terminal Part Number	End2 Pin Name	End2 Connector
B5	-	-	TB74	3510299 R1	0.79	18.0	Thin Wall XLPE Primary Cable	LIGHT GREEN	3205.0	-	17	1703M
B5	-	-	TB74	3510299 R1	0.79	18.0	Thin Wall XLPE Primary Cable	LIGHT GREEN	3205.0	-	-	-
B7	-	-	NJ31J	3510329 R1	0.79	18.0	Thin Wall XLPE Primary Cable	TAN	3205.0	-	-	-
B7	-	-	NJ31J	3510329 R1	0.79	18.0	Thin Wall XLPE Primary Cable	TAN	3205.0	-	61	1703M
B8	-	-	AA36B	3510329 R1	0.79	18.0	Thin Wall XLPE Primary Cable	TAN	1060.0	-	-	-
B8	-	-	AA36B	3510329 R1	0.79	18.0	Thin Wall XLPE Primary Cable	TAN	1060.0	-	27	1701
B9	-	-	AA36A	3510329 R1	0.79	18.0	Thin Wall XLPE Primary Cable	TAN	1060.0	-	-	-
B9	-	-	AA36A	3510329 R1	0.79	18.0	Thin Wall XLPE Primary Cable	TAN	1060.0	-	29	1701

Name	Terminal Part Number	V-Min	Name	Wire Part Number	Wire CSA	Wire Spec	Wire Material description	Wire Color Description	Wire Length	End2 Terminal Part Number	End2 Pin Name	End2 Connector
B10	-	-	NN32B	3510329 R1	0.79	18.0	Thin Wall XLPE Primary Cable	TAN	1060.0	-	43	1701
B10	-	-	NN32B	3510329 R1	0.79	18.0	Thin Wall XLPE Primary Cable	TAN	1060.0	-	-	-
B11	-	-	NM32A	2643676 R1	0.79	18.0	Std. Wall XLPE Primary Cable	TAN	1060.0	-	44	1701
B11	-	-	NM32A	2643676 R1	0.79	18.0	Std. Wall XLPE Primary Cable	TAN	1060.0	-	-	-
B12	-	-	SA77B	3510310 R1	0.53	20.0	Thin Wall XLPE Primary Cable	GREY	3205.0	-	20	1703M
B12	-	-	SA77B	3510310 R1	0.53	20.0	Thin Wall XLPE Primary Cable	GREY	3205.0	-	-	-
B14	-	-	NK40BB	3510311 R1	0.79	18.0	Thin Wall XLPE Primary Cable	GREY	1365.0	-	-	-
B15	-	-	TA75AA	3510299 R1	0.79	18.0	Thin Wall XLPE Primary Cable	LIGHT GREEN	1260.0	-	X	-

Name	Terminal Part Number	V-Min	Name	Wire Part Number	Wire CSA	Wire Spec	Wire Material description	Wire Color Description	Wire Length	End2 Terminal Part Number	End2 Pin Name	End2 Connector
B16	-	-	AA150	3510310 R1	0.53	20.0	Thin Wall XLPE Primary Cable	GREY	1365.0	-	B11	1800
B16	-	-	AA150	3510310 R1	0.53	20.0	Thin Wall XLPE Primary Cable	GREY	1365.0	-	-	-

Connector Name J4-1601
 Part Number 3598707C1
 Instances

- B6.7 - Auxiliary Air Solenoids (1 Normally Closed):Diagram1
- B6.7 - Auxiliary Power (40A) HSD:Diagram1
- B6.7 - Auxillary Air Solenoids Normally Open:Diagram 1
- B6.7 - I/O Expansion:Diagram1
- B6.7 - Windshield Wipers:Diagram1
- BCM (Body Control Module):Connector J4-1601
- Fuel Heater (Vehicle Powered)(Racor):Diagram1-Combination1
- Fuel Heater (Vehicle Powered)(Racor):Diagram1-Combination2
- Fuel Heater (Vehicle Powered)(Racor):Diagram1-Combination3
- Fuel Heater (Vehicle Powered)(Racor):Diagram1-Combination4
- L9 - Allision without Switch and with Confirmation
Telltale:Diagram1-Combination1
- L9 - Allision without Switch and with Confirmation
Telltale:Diagram1-Combination2
- L9 - Auxiliary Air Solenoids (1 Normally Closed):Diagram1
- L9 - Auxiliary Air Solenoids (2 Normally Closed):Diagram1-Combination1
- L9 - Auxiliary Air Solenoids (2 Normally Closed):Diagram1-Combination2
- L9 - Auxiliary Air Solenoids (2 Normally Closed):Diagram1-Combination3
- L9 - Auxiliary Air Solenoids (3 Normally Closed):Diagram1
- L9 - Auxiliary Power (40A) HSD:Diagram1
- L9 - Body Builder Lighting - Combined Turn and Stop Lamps (Automatic):Diagram1-Combination1
- L9 - Body Builder Lighting - Combined Turn and Stop Lamps (Automatic):Diagram1-Combination2
- L9 - Body Builder Lighting - Combined Turn and Stop Lamps (Manual) Option2:Diagram1-Combination1
- L9 - Body Builder Lighting - Combined Turn and Stop Lamps (Manual) Option2:Diagram1-Combination2
- L9 - Body Builder Lighting - Separate Turn and Stop Lamps (Blunt Cut):Diagram1
- L9 - I/O Expansion:Diagram1
- L9 - Remote Start/Stop w/ Emergency Pump:Diagram1
- L9 - Trailer Interface (Lighting) – BLUNT CUT (Part of Electric Trailer Brakes):Diagram1
- L9 - Transmission Power Take Off (Auto Trans with Lectradrive):Diagram1
- L9 - Transmission Power Take Off (Lectrashift PTO with Manual Trans):Diagram1



L9 - Windshield Wipers:Diagram1
 Mirrors (Heat) [Switch Pack Actuated Relay Driven]:Diagram1

Mates

MODU-BCM-A000-10-00

Name	Terminal Part Number	V-Min	Name	Wire Part Number	Wire CSA	Wire Spec	Wire Material description	Wire Color Description	Wire Length	End2 Terminal Part Number	End2 Pin Name	End2 Connector
E1	-	-	VU103D	3510299 R1	0.79	18.0	Thin Wall XLPE Primary Cable	LIGHT GREEN	790.0	-	D	1940
E1	-	-	LJ104DC	3510353 R1	0.79	18.0	Thin Wall XLPE Primary Cable	DARK BLUE	2445.0	-	R6 - 85	1012
E1	-	-	VU103D	3510299 R1	0.79	18.0	Thin Wall XLPE Primary Cable	LIGHT GREEN	790.0	-	-	-
E2	-	-	VU103C	3510299 R1	0.79	18.0	Thin Wall XLPE Primary Cable	LIGHT GREEN	790.0	-	C	1940
E2	-	-	VU103C	3510299 R1	0.79	18.0	Thin Wall XLPE Primary Cable	LIGHT GREEN	790.0	-	-	-
E6	-	-	AA82H	3510311 R1	0.79	18.0	Thin Wall XLPE Primary Cable	GREY	2350.0	-	R5 - 86	1011
E7	-	-	AA82F	3510311 R1	0.79	18.0	Thin Wall XLPE Primary Cable	GREY	2350.0	-	R2 - 86	1011
E8	-	-	UN92D	3510329 R1	0.79	18.0	Thin Wall XLPE Primary Cable	TAN	1820.0	-	-	-

Name	Terminal Part Number	V-Min	Name	Wire Part Number	Wire CSA	Wire Spec	Wire Material description	Wire Color Description	Wire Length	End2 Terminal Part Number	End2 Pin Name	End2 Connector
E9	-	-	LY59J	3510311 R1	0.79	18.0	Thin Wall XLPE Primary Cable	GREY	745.0	-	38	1701
E9	-	-	LY59J	3510311 R1	0.79	18.0	Thin Wall XLPE Primary Cable	GREY	745.0	-	-	-
E10	-	-	LZ59S	3510311 R1	0.79	18.0	Thin Wall XLPE Primary Cable	GREY	745.0	-	-	-
E11	-	-	HW12LC	3510323 R1	0.79	18.0	Thin Wall XLPE Primary Cable	PINK	1425.0	-	2	1873
E12	-	-	LT59D	3510311 R1	0.79	18.0	Thin Wall XLPE Primary Cable	GREY	745.0	-	34	1701
E12	-	-	LT59D	3510311 R1	0.79	18.0	Thin Wall XLPE Primary Cable	GREY	745.0	-	-	-
E13	-	-	LY59G	3510311 R1	0.79	18.0	Thin Wall XLPE Primary Cable	GREY	745.0	-	36	1701
E13	-	-	LY59G	3510311 R1	0.79	18.0	Thin Wall XLPE Primary Cable	GREY	745.0	-	-	-

Name	Terminal Part Number	V-Min	Name	Wire Part Number	Wire CSA	Wire Spec	Wire Material description	Wire Color Description	Wire Length	End2 Terminal Part Number	End2 Pin Name	End2 Connector
E14	-	-	HU103AA	3510299 R1	0.79	18.0	Thin Wall XLPE Primary Cable	LIGHT GREEN	1395.0	-	-	-
E14	-	-	HU103AA	3510299 R1	0.79	18.0	Thin Wall XLPE Primary Cable	LIGHT GREEN	1395.0	-	3	1873B
E14	-	-	HU103AA	3510299 R1	0.79	18.0	Thin Wall XLPE Primary Cable	LIGHT GREEN	1395.0	-	3	P823
E15	-	-	LZ59T	3510311 R1	0.79	18.0	Thin Wall XLPE Primary Cable	GREY	745.0	-	-	-
E16	-	-	VA92#11 7A	3510329 R1	0.79	18.0	Thin Wall XLPE Primary Cable	TAN	2350.0	-	R3 - 86	1011
F2	-	-	LW59P	3510311 R1	0.79	18.0	Thin Wall XLPE Primary Cable	GREY	745.0	-	-	-
F2	-	-	LX59P	3510311 R1	0.79	18.0	Thin Wall XLPE Primary Cable	GREY	745.0	-	-	-
F2	-	-	LX59P	3510311 R1	0.79	18.0	Thin Wall XLPE Primary Cable	GREY	745.0	-	48	1701

Name	Terminal Part Number	V-Min	Name	Wire Part Number	Wire CSA	Wire Spec	Wire Material description	Wire Color Description	Wire Length	End2 Terminal Part Number	End2 Pin Name	End2 Connector
F2	-	-	LW59P	3510311 R1	0.79	18.0	Thin Wall XLPE Primary Cable	GREY	745.0	-	48	1701
F3	-	-	LW59Q	3510311 R1	0.79	18.0	Thin Wall XLPE Primary Cable	GREY	745.0	-	-	-
F3	-	-	LX59Q	3510311 R1	0.79	18.0	Thin Wall XLPE Primary Cable	GREY	745.0	-	-	-
F3	-	-	LW59Q	3510311 R1	0.79	18.0	Thin Wall XLPE Primary Cable	GREY	745.0	-	49	1701
F4	-	-	LY59H	3510311 R1	0.79	18.0	Thin Wall XLPE Primary Cable	GREY	745.0	-	37	1701
F4	-	-	LY59H	3510311 R1	0.79	18.0	Thin Wall XLPE Primary Cable	GREY	745.0	-	-	-
F5	-	-	LY59K	3510311 R1	0.79	18.0	Thin Wall XLPE Primary Cable	GREY	745.0	-	39	1701
F5	-	-	LY59K	3510311 R1	0.79	18.0	Thin Wall XLPE Primary Cable	GREY	745.0	-	-	-

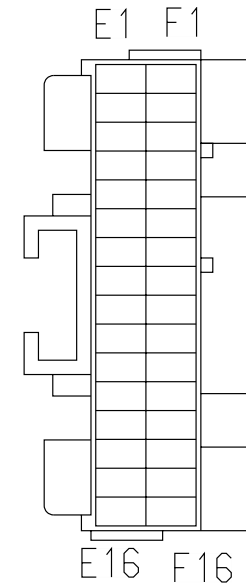
Name	Terminal Part Number	V-Min	Name	Wire Part Number	Wire CSA	Wire Spec	Wire Material description	Wire Color Description	Wire Length	End2 Terminal Part Number	End2 Pin Name	End2 Connector
F6	-	-	LW59M	3510311 R1	0.79	18.0	Thin Wall XLPE Primary Cable	GREY	745.0	-	-	-
F6	-	-	LX59M	3510311 R1	0.79	18.0	Thin Wall XLPE Primary Cable	GREY	745.0	-	-	-
F6	-	-	LX59M	3510311 R1	0.79	18.0	Thin Wall XLPE Primary Cable	GREY	745.0	-	46	1701
F6	-	-	LW59M	3510311 R1	0.79	18.0	Thin Wall XLPE Primary Cable	GREY	745.0	-	46	1701
F7	-	-	LW59N	3510311 R1	0.79	18.0	Thin Wall XLPE Primary Cable	GREY	745.0	-	-	-
F7	-	-	LX59N	3510311 R1	0.79	18.0	Thin Wall XLPE Primary Cable	GREY	745.0	-	-	-
F7	-	-	LW59N	3510311 R1	0.79	18.0	Thin Wall XLPE Primary Cable	GREY	745.0	-	47	1701
F7	-	-	LX59N	3510311 R1	0.79	18.0	Thin Wall XLPE Primary Cable	GREY	745.0	-	47	1701

Name	Terminal Part Number	V-Min	Name	Wire Part Number	Wire CSA	Wire Spec	Wire Material description	Wire Color Description	Wire Length	End2 Terminal Part Number	End2 Pin Name	End2 Connector
F8	-	-	LU59E	3510311 R1	0.79	18.0	Thin Wall XLPE Primary Cable	GREY	745.0	-	35	1701
F8	-	-	LU59E	3510311 R1	0.79	18.0	Thin Wall XLPE Primary Cable	GREY	745.0	-	-	-
F9	-	-	LZ59W	3510311 R1	0.79	18.0	Thin Wall XLPE Primary Cable	GREY	745.0	-	-	-
F10	-	-	LT59C	3510311 R1	0.79	18.0	Thin Wall XLPE Primary Cable	GREY	745.0	-	33	1701
F10	-	-	LT59C	3510311 R1	0.79	18.0	Thin Wall XLPE Primary Cable	GREY	745.0	-	-	-
F12	-	-	KM18E	3510311 R1	0.79	18.0	Thin Wall XLPE Primary Cable	GREY	2350.0	-	R6 - 85	1011
F12	-	-	KK18A	3510311 R1	0.79	18.0	Thin Wall XLPE Primary Cable	GREY	2350.0	-	R6 - 85	1011
F13	-	-	RP78RC	3510299 R1	0.79	18.0	Thin Wall XLPE Primary Cable	LIGHT GREEN	2460.0	-	R1 - 86	1013

Name	Terminal Part Number	V-Min	Name	Wire Part Number	Wire CSA	Wire Spec	Wire Material description	Wire Color Description	Wire Length	End2 Terminal Part Number	End2 Pin Name	End2 Connector
F13	-	-	RN78RC	3510299 R1	0.79	18.0	Thin Wall XLPE Primary Cable	LIGHT GREEN	2245.0	-	X	-
F14	-	-	LZ59V	3510311 R1	0.79	18.0	Thin Wall XLPE Primary Cable	GREY	745.0	-	-	-
F15	-	-	VG70D	3510317 R1	0.79	18.0	Thin Wall XLPE Primary Cable	ORANGE	2350.0	-	R1 - 86	1011
F15	-	-	VJ70D	3510317 R1	0.79	18.0	Thin Wall XLPE Primary Cable	ORANGE	1985.0	-	X	-
F15	-	-	VN70D	3510317 R1	0.79	18.0	Thin Wall XLPE Primary Cable	ORANGE	2445.0	-	R5 - 86	1012

Connector Name J5-1602
Part Number 3598705C1
Instances

- B6.7 - 26" Fuel Tank:Diagram1-Combination1
- B6.7 - 26" Fuel Tank - Secondary:Diagram1-Combination1
- B6.7 - 26" Fuel Tank - Secondary:Diagram1-Combination2
- B6.7 - Adjustable Engine Speed Control (PTO) 4-pin:Diagram1
- B6.7 - Adjustable Engine Speed Control (PTO) 10-pin:Diagram1-Combination1
- B6.7 - Adjustable Engine Speed Control (PTO) 10-pin:Diagram1-Combination2
- B6.7 - Auxiliary Air Solenoids (1 Normally Closed):Diagram1
- B6.7 - Auxillary Air Solenoids Normally Open:Diagram 1
- B6.7 - City Horn (W/ 4PIN CLK & P. Brake):Diagram1-Combination1
- B6.7 - City Horn (W/ 4PIN CLK & P. Brake):Diagram1-Combination2
- B6.7 - City Horn (W/ 4PIN CLK):Diagram1-Combination1
- B6.7 - City Horn (W/ 4PIN CLK):Diagram1-Combination2
- B6.7 - Clutch Monitoring (High and Low Switch to BCM):Diagram1
- B6.7 - Directional Signal (Turn) W/ Single Tail Board W/Hazard SW:Diagram1
- B6.7 - Headlights W 10PIN CLK W/LOWW W/O Interrupt:Diagram1-Combination1
- B6.7 - Headlights W 10PIN CLK W/LOWW W/O Interrupt:Diagram1-Combination2
- B6.7 - Headlights W/O Lights ON with wipers (LOWW) W/ Headlights Interrupt:Diagram1-Combination1
- B6.7 - Headlights W/O Lights ON with wipers (LOWW) W/ Headlights Interrupt:Diagram1-Combination2
- B6.7 - Headlights W/O Lights ON With Wipers (LOWW) W/O Headlights Interrupt:Diagram1-Combination1
- B6.7 - Headlights W/O Lights ON With Wipers (LOWW) W/O Headlights Interrupt:Diagram1-Combination2
- B6.7 - Heating Ventilation & Air Conditioning (HVAC) Manual:Diagram1
- B6.7 - I/O Expansion:Diagram1
- B6.7 - PARK LIGHTS - N/Marker Interrupt:Diagram1-Combination1
- B6.7 - PARK LIGHTS - N/Marker Interrupt:Diagram1-Combination2
- B6.7 - Rear Suspension Pressure Monitoring (Virtual Gauge):Diagram1-Combination1



B6.7 - Rear Suspension Pressure Monitoring (Virtual Gauge):Diagram1-Combination2
B6.7 - Service Brake Switch:Diagram1
B6.7 - Transmission Power Take Off (Auto Trans Single PTO w/21 Parameters):Diagram1
B6.7 - Transmission Power Take Off (Manual Trans Single PTO w/ 21 Parameters):Diagram1
B6.7 - Transmission Power Take Off (Single Input configurable pull up or pull down):Diagram1
B6.7 - Transmission Power Take Off (Single PTO W/ RPM and Manual Trans):Diagram1
B6.7 - Two Speed Axle (AirShift on Shifter):Diagram1
B6.7 - Windshield Washer Pump & Low Fluid Sensor:Diagram1-Combination1
B6.7 - Windshield Washer Pump & Low Fluid Sensor:Diagram1-Combination2
B6.7 - Windshield Wipers:Diagram1
B6.7 - WORK LIGHT W BackUP 1 BULB:Diagram1-Combination1
B6.7 - WORK LIGHT W BackUP 1 BULB:Diagram1-Combination2
B6.7 - WORK LIGHT W BackUP 1 BULB Option 2:Diagram1-Combination1
B6.7 - WORK LIGHT W BackUP 1 BULB Option 2:Diagram1-Combination2
BCM (Body Control Module):Connector J5-1602
Compressed Air Supply:Diagram1
Compressed Air Supply (Aux Gauge):Diagram1
Cruise Control (W/ One Telltale 4 Pin):Diagram1-Combination1
Cruise Control (W/ One Telltale 4 Pin):Diagram1-Combination2
Cruise Control (W/ One Telltale 10 Pin):Diagram1-Combination1
Cruise Control (W/ One Telltale 10 Pin):Diagram1-Combination2
Door Ajar Reminder (Entry/Exit):Diagram1
Door Ajar Reminder(Entry /Exit):4 Door:Diagram1
Hazard Warning Light N/Trlr Socket:Diagram1-Combination1
Hazard Warning Light N/Trlr Socket:Diagram1-Combination2
Heating Ventilation & Air Conditioning (HVAC) Auto Temp Control:Diagram1 - HVAC
Instrument Cluster (Premium):Diagram1-Combination1
Instrument Cluster (Premium):Diagram1-Combination2
L9 - 26" Fuel Tank:Diagram1-Combination1
L9 - 26" Fuel Tank - Secondary:Diagram1-Combination1
L9 - 26" Fuel Tank - Secondary:Diagram1-Combination2
L9 - Adjustable Engine Speed Control (PTO) 4-pin:Diagram1

L9 - Adjustable Engine Speed Control (PTO) 10-pin:Diagram1-Combination1
L9 - Adjustable Engine Speed Control (PTO) 10-pin:Diagram1-Combination2
L9 - Auxiliary Air Solenoids (1 Normally Closed):Diagram1
L9 - Auxiliary Air Solenoids (2 Normally Closed):Diagram1-Combination1
L9 - Auxiliary Air Solenoids (2 Normally Closed):Diagram1-Combination2
L9 - Auxiliary Air Solenoids (2 Normally Closed):Diagram1-Combination3
L9 - Auxiliary Air Solenoids (3 Normally Closed):Diagram1
L9 - Axle Temperature Monitoring (Single Rear Aux Gauge):Diagram1
L9 - Axle Temperature Monitoring (Single Rear Virtual Gauge):Diagram1
L9 - Axle Temperature Monitoring (Tandem Rear Aux Gauge):Diagram1
L9 - Axle Temperature Monitoring (Tandem Rear Virtual Gauge):Diagram1
L9 - City Horn (W/ 4PIN CLK & P. Brake):Diagram1-Combination1
L9 - City Horn (W/ 4PIN CLK & P. Brake):Diagram1-Combination2
L9 - City Horn (W/ 4PIN CLK):Diagram1-Combination1
L9 - City Horn (W/ 4PIN CLK):Diagram1-Combination2
L9 - City Horn (W/ 10PIN CLK & P. Brake):Diagram1
L9 - City Horn (W/ 10PIN CLK):Diagram1
L9 - Clutch Monitoring (High and Low Switch to BCM):Diagram1
L9 - Directional Signal (Turn) W/ LED BOX LAMPS:Diagram1
L9 - Directional Signal (Turn) W/ Single Tail Board W/Hazard SW:Diagram1
L9 - Headlights W 10PIN CLK W/LOWW W/Interrupt:Diagram1-Combination1
L9 - Headlights W 10PIN CLK W/LOWW W/Interrupt:Diagram1-Combination2
L9 - Headlights W 10PIN CLK W/LOWW W/O Interrupt:Diagram1-Combination1
L9 - Headlights W 10PIN CLK W/LOWW W/O Interrupt:Diagram1-Combination2
L9 - Headlights W/O Lights ON With Wipers (LOWW) W/O Headlights Interrupt:Diagram1-Combination1
L9 - Headlights W/O Lights ON With Wipers (LOWW) W/O Headlights Interrupt:Diagram1-Combination2

L9 - Headlights W/O Lights ON with wipers (LOWW) W/
Headlights Interrupt:Diagram1-Combination1
L9 - Headlights W/O Lights ON with wipers (LOWW) W/
Headlights Interrupt:Diagram1-Combination2
L9 - Heating Ventilation & Air Conditioning (HVAC)
Manual:Diagram1
L9 - I/O Expansion:Diagram1
L9 - PARK LIGHTS - N/Marker Interrupt:Diagram1-Combination1
L9 - PARK LIGHTS - N/Marker Interrupt:Diagram1-Combination2
L9 - PARK LIGHTS - W/Marker Interrupt 4 pin
clockspring:Diagram1-Combination1
L9 - PARK LIGHTS - W/Marker Interrupt 4 pin
clockspring:Diagram1-Combination2
L9 - PARK LIGHTS - W/Marker Interrupt 10pin
CLCKSPRING:Diagram1-Combination1
L9 - PARK LIGHTS - W/Marker Interrupt 10pin
CLCKSPRING:Diagram1-Combination2
L9 - Rear Suspension Pressure Monitoring (Auxiliary
Gauge):Diagram1-Combination1
L9 - Rear Suspension Pressure Monitoring (Auxiliary
Gauge):Diagram1-Combination2
L9 - Rear Suspension Pressure Monitoring (Virtual
Gauge):Diagram1-Combination1
L9 - Rear Suspension Pressure Monitoring (Virtual
Gauge):Diagram1-Combination2
L9 - Remote Start/Stop:Diagram1
L9 - Remote Start/Stop w/ Emergency Pump:Diagram1
L9 - Seatbelt Reminder (Warning)(Driver & Passenger in
parallel):Diagram1
L9 - Seatbelt Reminder (Warning)(Driver only):Diagram1
L9 - Service Brake Switch:Diagram1
L9 - Transmission Oil Temperature - Manual Trans:Diagram1
L9 - Transmission Oil Temperature - Manual Trans w/Aux
Gauge:Diagram1
L9 - Transmission Power Take Off (Auto Trans Single PTO w/21
Parameters):Diagram1
L9 - Transmission Power Take Off (Auto Trans with
Lectradrive):Diagram1
L9 - Transmission Power Take Off (Lectrashift PTO with Manual
Trans):Diagram1
L9 - Transmission Power Take Off (Manual Trans Single PTO w/
21 Parameters):Diagram1
L9 - Transmission Power Take Off (Single Input configurable pull
up or pull down):Diagram1

L9 - Transmission Power Take Off (Single PTO W/ RPM and Auto Trans):Diagram1
 L9 - Transmission Power Take Off (Single PTO W/ RPM and Manual Trans):Diagram1
 L9 - Two Speed Axle (AirShift on Shifter):Diagram1
 L9 - Windshield Washer Pump & Low Fluid Sensor:Diagram1-Combination1
 L9 - Windshield Washer Pump & Low Fluid Sensor:Diagram1-Combination2
 L9 - Windshield Wipers:Diagram1
 L9 - WORK LIGHT W BackUP 1 BULB:Diagram1-Combination1
 L9 - WORK LIGHT W BackUP 1 BULB:Diagram1-Combination2
 L9 - WORK LIGHT W BackUP 1 BULB Option2:Diagram1-Combination1
 L9 - WORK LIGHT W BackUP 1 BULB Option2:Diagram1-Combination2
 Park Brake Control (Monitoring) (GEN IV BCM):Diagram1
 Park Brake Control (Monitoring) (W/Vehicle Speed):Diagram1
 Park Brake Controls (Monitoring) W (Door Switch City Horn):Diagram1
 Radio w/Bluetooth:Diagram1-Combination1
 Radio w/Bluetooth:Diagram1-Combination2
 Radio w/Steering Wheel Pod:Diagram1-Combination1
 Radio w/Steering Wheel Pod:Diagram1-Combination2
 Vehicle Information Display (W/ BT):Diagram1
 Vehicle Information Display Premium w/ Wi-Fi VID:Diagram1
 Vehicle Information Display W/O BT:Diagram1
 Vehicle Speed Control (Cruise Control) 4 Pin:Diagram1
 Vehicle Speed Control (Cruise Control) 10 Pin:Diagram1

Mates

MODU-BCM-A000-10-00

Name	Terminal Part Number	V-Min	Name	Wire Part Number	Wire CSA	Wire Spec	Wire Material description	Wire Color Description	Wire Length	End2 Terminal Part Number	End2 Pin Name	End2 Connector
E1	-	-	KA9A	3510311 R1	0.79	18.0	Thin Wall XLPE Primary Cable	GREY	1310.0	-	-	-
E1	-	-	-	-	-	-	-	-	-	-	-	-
E2	-	-	-	-	-	-	-	-	-	-	-	-

Name	Terminal Part Number	V-Min	Name	Wire Part Number	Wire CSA	Wire Spec	Wire Material description	Wire Color Description	Wire Length	End2 Terminal Part Number	End2 Pin Name	End2 Connector
E3	-	-	AA9Z	3510311 R1	0.79	18.0	Thin Wall XLPE Primary Cable	GREY	1360.0	-	-	-
E3	-	-	AA9Z	3510311 R1	0.79	18.0	Thin Wall XLPE Primary Cable	GREY	1360.0	-	A	9830
E4	-	-	NK6	2643673 R1	0.79	18.0	Std. Wall XLPE Primary Cable	GREY	1385.0	-	-	-
E4	-	-	WC6	3510310 R1	0.53	20.0	Thin Wall XLPE Primary Cable	GREY	1385.0	-	-	-
E4	-	-	WC6	3510310 R1	0.53	20.0	Thin Wall XLPE Primary Cable	GREY	1385.0	-	B3	1800
E4	-	-	NK6	2643673 R1	0.79	18.0	Std. Wall XLPE Primary Cable	GREY	1385.0	-	B3	1800
E5	-	-	KA9A	3510311 R1	0.79	18.0	Thin Wall XLPE Primary Cable	GREY	1310.0	-	X	-
E6	-	-	SA6DB	3510310 R1	0.53	20.0	Thin Wall XLPE Primary Cable	GREY	3225.0	-	19	1703M

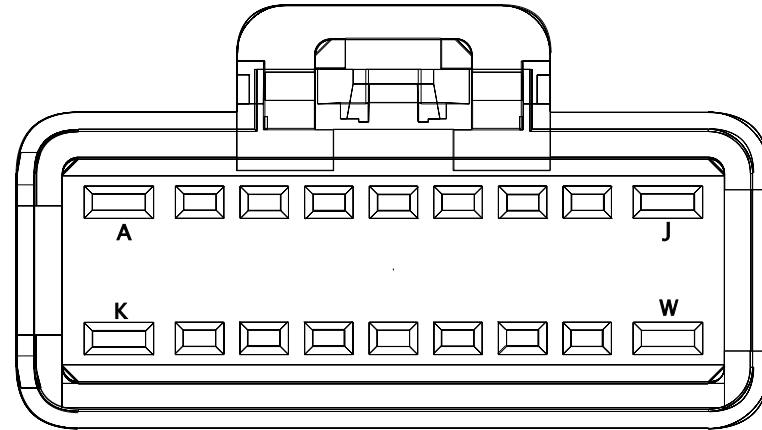
Name	Terminal Part Number	V-Min	Name	Wire Part Number	Wire CSA	Wire Spec	Wire Material description	Wire Color Description	Wire Length	End2 Terminal Part Number	End2 Pin Name	End2 Connector
E6	-	-	SA6DB	3510310 R1	0.53	20.0	Thin Wall XLPE Primary Cable	GREY	3225.0	-	-	-
E7	-	-	AA9B	3510311 R1	0.79	18.0	Thin Wall XLPE Primary Cable	GREY	744.0	-	X	-
E8	-	-	ME106B	3510311 R1	0.79	18.0	Thin Wall XLPE Primary Cable	GREY	1080.0	-	56	1701
E8	-	-	NL6A	2643673 R1	0.79	18.0	Std. Wall XLPE Primary Cable	GREY	1000.0	-	28	1700
E8	-	-	ME106B	3510311 R1	0.79	18.0	Thin Wall XLPE Primary Cable	GREY	1080.0	-	-	-
E9	-	-	LP88	3510299 R1	0.79	18.0	Thin Wall XLPE Primary Cable	LIGHT GREEN	3225.0	-	60	1703M
E9	-	-	LP88	3510299 R1	0.79	18.0	Thin Wall XLPE Primary Cable	LIGHT GREEN	3225.0	-	-	-
E11	-	-	AB50	3510335 R1	0.79	18.0	Thin Wall XLPE Primary Cable	YELLOW 2	1125.0	-	P	0009

Name	Terminal Part Number	V-Min	Name	Wire Part Number	Wire CSA	Wire Spec	Wire Material description	Wire Color Description	Wire Length	End2 Terminal Part Number	End2 Pin Name	End2 Connector
E11	-	-	AC50	3510335 R1	0.79	18.0	Thin Wall XLPE Primary Cable	YELLOW 2	2220.0	-	P	0009B
E11	-	-	AB50	3510335 R1	0.79	18.0	Thin Wall XLPE Primary Cable	YELLOW 2	1125.0	-	-	-
E11	-	-	AC50	3510335 R1	0.79	18.0	Thin Wall XLPE Primary Cable	YELLOW 2	2220.0	-	-	-
E12	-	-	LS59A	3510311 R1	0.79	18.0	Thin Wall XLPE Primary Cable	GREY	1080.0	-	32	1701
E12	-	-	LS59A	3510311 R1	0.79	18.0	Thin Wall XLPE Primary Cable	GREY	1080.0	-	-	-
E14	-	-	WB70A	3510364 R1	0.53	20.0	Thin Wall XLPE Primary Cable	RED	1385.0	-	A6	1800
E15	-	-	WB70	3510364 R1	0.53	20.0	Thin Wall XLPE Primary Cable	RED	1385.0	-	B9	1800
E15	-	-	XS70	3510311 R1	0.79	18.0	Thin Wall XLPE Primary Cable	GREY	1385.0	-	B9	1800

Name	Terminal Part Number	V-Min	Name	Wire Part Number	Wire CSA	Wire Spec	Wire Material description	Wire Color Description	Wire Length	End2 Terminal Part Number	End2 Pin Name	End2 Connect or
E16	-	-	AD11-GAC	3510359 R1	0.79	18.0	Thin Wall XLPE Primary Cable	WHITE	940.0	-	-	-
E16	-	-	AE11-GAC	3510359 R1	0.79	18.0	Thin Wall XLPE Primary Cable	WHITE	940.0	-	-	-
F1	-	-	-	-	-	-	-	-	-	-	-	-
F2	-	-	-	-	-	-	-	-	-	-	-	-
F3	-	-	-	-	-	-	-	-	-	-	-	-
F4	-	-	-	-	-	-	-	-	-	-	-	-
F5	-	-	-	-	-	-	-	-	-	-	-	-
F6	-	-	-	-	-	-	-	-	-	-	-	-
F7	-	-	ME61B	3510311 R1	0.79	18.0	Thin Wall XLPE Primary Cable	GREY	1080.0	-	55	1701
F7	-	-	ME61B	3510311 R1	0.79	18.0	Thin Wall XLPE Primary Cable	GREY	1080.0	-	-	-
F8	-	-	LF104D	3510353 R1	0.79	18.0	Thin Wall XLPE Primary Cable	DARK BLUE	1080.0	-	43	1701
F8	-	-	LF104D	3510353 R1	0.79	18.0	Thin Wall XLPE Primary Cable	DARK BLUE	1080.0	-	-	-
F9	-	-	RA28BA	3510329 R1	0.79	18.0	Thin Wall XLPE Primary Cable	TAN	3225.0	-	-	-

Name	Terminal Part Number	V-Min	Name	Wire Part Number	Wire CSA	Wire Spec	Wire Material description	Wire Color Description	Wire Length	End2 Terminal Part Number	End2 Pin Name	End2 Connector
F10	-	-	ZU71D	3510317 R1	0.79	18.0	Thin Wall XLPE Primary Cable	ORANGE	1175.0	-	-	-
F11	-	-	UJ93A	3510329 R1	0.79	18.0	Thin Wall XLPE Primary Cable	TAN	3225.0	-	-	-
F11	-	-	UJ93A	3510329 R1	0.79	18.0	Thin Wall XLPE Primary Cable	TAN	3225.0	-	56	1703M
F12	-	-	VU103B	3510299 R1	0.79	18.0	Thin Wall XLPE Primary Cable	LIGHT GREEN	1125.0	-	B	1940
F12	-	-	VU103B	3510299 R1	0.79	18.0	Thin Wall XLPE Primary Cable	LIGHT GREEN	1125.0	-	-	-
F14	-	-	VU103A	3510299 R1	0.79	18.0	Thin Wall XLPE Primary Cable	LIGHT GREEN	1125.0	-	A	1940
F14	-	-	VU103A	3510299 R1	0.79	18.0	Thin Wall XLPE Primary Cable	LIGHT GREEN	1125.0	-	-	-
F16	-	-	WC44D	3510311 R1	0.79	18.0	Thin Wall XLPE Primary Cable	GREY	1080.0	-	A1	J3-1600

Connector Name J6-1606
Part Number 3759005C1
Instances Automatic Lighting:Diagram1-Combination1
Automatic Lighting:Diagram1-Combination2
Automatic Lighting - Dual Sensor Twilight/Solar:Diagram1-Combination1
Automatic Lighting - Dual Sensor Twilight/Solar:Diagram1-Combination2
B6.7 - 26" Fuel Tank:Diagram1-Combination1
B6.7 - 26" Fuel Tank - Secondary:Diagram1-Combination1
B6.7 - 26" Fuel Tank - Secondary:Diagram1-Combination2
B6.7 - Adjustable Engine Speed Control (PTO) 4-pin:Diagram1
B6.7 - Adjustable Engine Speed Control (PTO) 10-pin:Diagram1-Combination1
B6.7 - Adjustable Engine Speed Control (PTO) 10-pin:Diagram1-Combination2
B6.7 - Auxiliary Air Solenoids (1 Normally Closed):Diagram1
B6.7 - Auxiliary Power (40A) HSD:Diagram1
B6.7 - Auxillary Air Solenoids Normally Open:Diagram 1
B6.7 - Clutch Monitoring (High and Low Switch to BCM):Diagram1
B6.7 - Coolant Temperature Monitoring:Diagram1
B6.7 - Cranking Request (w/ Key Switch w/ BCM):Diagram1-Combination1
B6.7 - Cranking Request (w/ Key Switch w/ BCM):Diagram1-Combination2
B6.7 - Current Monitoring (Ammeter):Diagram1-Combination1
B6.7 - Current Monitoring (Ammeter):Diagram1-Combination2
B6.7 - Directional Signal (Turn) W/ Single Tail Board W/Hazard SW:Diagram1
B6.7 - DPF - Regen Switch Only:Diagram1
B6.7 - Driver Controlled Locking Differential - RR Axle (Dana w/ one sw):Diagram1
B6.7 - Driver Controlled Locking Differential - RR Axle (Meritor w/ one sw):Diagram1
B6.7 - Economy Monitor:Diagram1
B6.7 - Engine Oil Pressure:Diagram1
B6.7 - Engine Oil Temperature NA MUX:Diagram1
B6.7 - Engine Usage Monitoring (Base) NA:Diagram1
B6.7 - Engine Warning MUX:Diagram1
B6.7 - Exterior Lamp Check:Diagram1
B6.7 - Exterior Lamp Reminder:Diagram1
B6.7 - Front Fog Lights W CONNECTOR:Diagram1



B6.7 - GEN IV Cluster:Diagram1
B6.7 - Grid Management (CA2) Day Cab:Diagram1
B6.7 - Headlights W 10PIN CLK W/LOWW W/O
Interrupt:Diagram1-Combination1
B6.7 - Headlights W 10PIN CLK W/LOWW W/O
Interrupt:Diagram1-Combination2
B6.7 - Headlights W/O Lights ON with wipers (LOWW) W/
Headlights Interrupt:Diagram1-Combination1
B6.7 - Headlights W/O Lights ON with wipers (LOWW) W/
Headlights Interrupt:Diagram1-Combination2
B6.7 - Headlights W/O Lights ON With Wipers (LOWW) W/O
Headlights Interrupt:Diagram1-Combination1
B6.7 - Headlights W/O Lights ON With Wipers (LOWW) W/O
Headlights Interrupt:Diagram1-Combination2
B6.7 - Heating Ventilation & Air Conditioning (HVAC)
Manual:Diagram1
B6.7 - Instrument Cluster - Bulb Check:Diagram1
B6.7 - License Plate Light (Tail Light Single Assy.) W/Less
Power Module:Diagram1
B6.7 - Odometer (via BCM/EGC):Diagram1
B6.7 - PARK LIGHTS - N/Marker Interrupt:Diagram1-
Combination1
B6.7 - PARK LIGHTS - N/Marker Interrupt:Diagram1-
Combination2
B6.7 - Power Divider Lock Control and Monitoring:Diagram1
B6.7 - PTO (Fuel and Hours):Diagram1
B6.7 - Rear Lights Stop - Single Assembly:Diagram1
B6.7 - Rear Suspension Pressure Monitoring (Virtual
Gauge):Diagram1-Combination1
B6.7 - Rear Suspension Pressure Monitoring (Virtual
Gauge):Diagram1-Combination2
B6.7 - Service Brake Switch:Diagram1
B6.7 - Starter Interlocks (BCM Controlled with Input from Allison
3K/4K TCM):Diagram1-Combination1
B6.7 - Starter Interlocks (BCM Controlled with Input from Allison
3K/4K TCM):Diagram1-Combination2
B6.7 - Theft Deterrent (Without additional relay):Diagram1
B6.7 - Traction Control Bendix:Diagram1-Combination1
B6.7 - Traction Control Bendix:Diagram1-Combination2
B6.7 - Trans Range Inhibit (J1939 Comm):Diagram1
B6.7 - Transmission - MODE Selection:Diagram1
B6.7 - Transmission Power Take Off (Auto Trans Single PTO
w/21 Parameters):Diagram1

B6.7 - Transmission Power Take Off (Manual Trans Single PTO w/ 21 Parameters):Diagram1
 B6.7 - Transmission Power Take Off (Single Input configurable pull up or pull down):Diagram1
 B6.7 - Transmission Power Take Off (Single PTO W/ RPM and Manual Trans):Diagram1
 B6.7 - Trip Odometer (w/ECM & TCM):Diagram1
 B6.7 - Trip Odometer (w/ECM):Diagram1
 B6.7 - Two Speed Axle (AirShift on Shifter):Diagram1
 B6.7 - Two Speed Axle (with BCM; Automactic Transmission and switch on dash):Diagram1
 B6.7 - Up Shift Indicator NA:Diagram1
 B6.7 - Vehicle Sleep Mode:Diagram1
 B6.7 - Windshield Washer Pump & Low Fluid Sensor:Diagram1-Combination1
 B6.7 - Windshield Washer Pump & Low Fluid Sensor:Diagram1-Combination2
 B6.7 - WORK LIGHT 1 BULB:Diagram1-Combination1
 B6.7 - WORK LIGHT 1 BULB:Diagram1-Combination2
 B6.7 - WORK LIGHT W BackUP 1 BULB:Diagram1-Combination1
 B6.7 - WORK LIGHT W BackUP 1 BULB:Diagram1-Combination2
 B6.7 - WORK LIGHT W BackUP 1 BULB Option 2:Diagram1-Combination1
 B6.7 - WORK LIGHT W BackUP 1 BULB Option 2:Diagram1-Combination2
 B6.7 - WORK LIGHT W RKE 1 BULB:Diagram1-Combination1
 B6.7 - WORK LIGHT W RKE 1 BULB:Diagram1-Combination2
 BCM (Body Control Module):Connector J6-1606
 Compressed Air Supply:Diagram1
 Compressed Air Supply (Aux Gauge):Diagram1
 Crank Inhibit (with ECM --> BCM ONLY):Diagram1
 Cruise Control (W/ One Telltale 4 Pin):Diagram1-Combination1
 Cruise Control (W/ One Telltale 4 Pin):Diagram1-Combination2
 Cruise Control (W/ One Telltale 10 Pin):Diagram1-Combination1
 Cruise Control (W/ One Telltale 10 Pin):Diagram1-Combination2
 Door Ajar Reminder (Entry/Exit):Diagram1
 Door Ajar Reminder(Entry /Exit):4 Door:Diagram1
 Engine Brake Mux Switch:Diagram1
 Engine Brake W/ Stalk Shifter:Diagram1
 Exhaust Brake (Cummins):Diagram1
 Hazard Warning Light N/Trlr Socket:Diagram1-Combination1
 Hazard Warning Light N/Trlr Socket:Diagram1-Combination2

Heating Ventilation & Air Conditioning (HVAC) Auto Temp
Control:Diagram1 - HVAC
Height Control:Diagram1
Instrument Cluster - Request and Status:Diagram1
L9 - 26" Fuel Tank:Diagram1-Combination1
L9 - 26" Fuel Tank - Secondary:Diagram1-Combination1
L9 - 26" Fuel Tank - Secondary:Diagram1-Combination2
L9 - Adjustable Engine Speed Control (PTO) 4-pin:Diagram1
L9 - Adjustable Engine Speed Control (PTO) 10-pin:Diagram1-
Combination1
L9 - Adjustable Engine Speed Control (PTO) 10-pin:Diagram1-
Combination2
L9 - Allision without Switch and with Confirmation
Telltale:Diagram1-Combination1
L9 - Allision without Switch and with Confirmation
Telltale:Diagram1-Combination2
L9 - Auxiliary Power (40A) HSD:Diagram1
L9 - Axle Temperature Monitoring (Single Rear Virtual
Gauge):Diagram1
L9 - Axle Temperature Monitoring (Tandem Rear Aux
Gauge):Diagram1
L9 - Axle Temperature Monitoring (Tandem Rear Virtual
Gauge):Diagram1
L9 - Clutch Monitoring (High and Low Switch to BCM):Diagram1
L9 - Coolant Temperature Monitoring:Diagram1
L9 - Cranking Request (w/ Key Switch w/ BCM):Diagram1-
Combination1
L9 - Cranking Request (w/ Key Switch w/ BCM):Diagram1-
Combination2
L9 - Directional Signal (Turn) W/ LED BOX LAMPS:Diagram1
L9 - Directional Signal (Turn) W/ Single Tail Board W/Hazard
SW:Diagram1
L9 - Driver Controlled Locking Differential - RR Axle (Meritor w/
one sw):Diagram1
L9 - Economy Monitor:Diagram1
L9 - Engine Oil Level Monitoring:Diagram1
L9 - Engine Oil Pressure:Diagram1
L9 - Engine Oil Temperature NA MUX:Diagram1
L9 - Engine Oil Temperature NA MUX AUX Gauge:Diagram1
L9 - Engine Usage Monitoring (Base) NA:Diagram1
L9 - Engine Usage Monitoring (VID Option):Diagram1
L9 - Engine Warning MUX:Diagram1
L9 - Exterior Lamp Check:Diagram1
L9 - Fog Lights (LED White TOP MTG):Diagram1

L9 - Front Fog Lamps:Diagram1
L9 - Front Fog Lights W CONNECTOR:Diagram1
L9 - GEN IV Cluster:Diagram1
L9 - Grid Management (CA2) Day Cab:Diagram1
L9 - Headlights W 10PIN CLK W/LOWW W/Interrupt:Diagram1-Combination1
L9 - Headlights W 10PIN CLK W/LOWW W/Interrupt:Diagram1-Combination2
L9 - Headlights W 10PIN CLK W/LOWW W/O Interrupt:Diagram1-Combination1
L9 - Headlights W 10PIN CLK W/LOWW W/O Interrupt:Diagram1-Combination2
L9 - Headlights W/O Lights ON With Wipers (LOWW) W/O Headlights Interrupt:Diagram1-Combination1
L9 - Headlights W/O Lights ON With Wipers (LOWW) W/O Headlights Interrupt:Diagram1-Combination2
L9 - Headlights W/O Lights ON with wipers (LOWW) W/ Headlights Interrupt:Diagram1-Combination1
L9 - Headlights W/O Lights ON with wipers (LOWW) W/ Headlights Interrupt:Diagram1-Combination2
L9 - Heating Ventilation & Air Conditioning (HVAC) Manual:Diagram1
L9 - License Plate Light (LED BOX LAMP Tail Light):Diagram1
L9 - License Plate Light (Tail Light Single Assy):Diagram1
L9 - License Plate Light (Tail Light Single Assy) Option2:Diagram1
L9 - License Plate Light (Tail Light Single Assy) Option3:Diagram1
L9 - License Plate Light (Tail Light Single Assy) W/Less Power Module:Diagram1
L9 - Odometer (via BCM/EGC):Diagram1
L9 - PARK LIGHTS - N/Marker Interrupt:Diagram1-Combination1
L9 - PARK LIGHTS - N/Marker Interrupt:Diagram1-Combination2
L9 - PARK LIGHTS - W/Marker Interrupt 4 pin clockspring:Diagram1-Combination1
L9 - PARK LIGHTS - W/Marker Interrupt 4 pin clockspring:Diagram1-Combination2
L9 - PARK LIGHTS - W/Marker Interrupt 10pin CLCKSPRING:Diagram1-Combination1
L9 - PARK LIGHTS - W/Marker Interrupt 10pin CLCKSPRING:Diagram1-Combination2
L9 - Power Lift Gate:Diagram1
L9 - PTO (Fuel and Hours):Diagram1
L9 - Rear Light (Tail Light):Diagram1

L9 - Rear Lights Stop - Single Assembly:Diagram1
L9 - Rear Suspension Pressure Monitoring (Auxiliary Gauge):Diagram1-Combination1
L9 - Rear Suspension Pressure Monitoring (Auxiliary Gauge):Diagram1-Combination2
L9 - Rear Suspension Pressure Monitoring (Virtual Gauge):Diagram1-Combination1
L9 - Rear Suspension Pressure Monitoring (Virtual Gauge):Diagram1-Combination2
L9 - Remote Start/Stop:Diagram1
L9 - Remote Start/Stop w/ Emergency Pump:Diagram1
L9 - Seatbelt Reminder (Warning)(Driver only):Diagram1
L9 - Service Brake Switch:Diagram1
L9 - Starter Interlocks (BCM Controlled with Input from Allison 3K/4K TCM):Diagram1-Combination1
L9 - Starter Interlocks (BCM Controlled with Input from Allison 3K/4K TCM):Diagram1-Combination2
L9 - TEM _Electric Trailer Brake Controller Activated Stop LT:Diagram1
L9 - Theft Deterrent (Without additional relay):Diagram1
L9 - Traction Control Bendix:Diagram1
L9 - Transmission - MODE Selection:Diagram1
L9 - Transmission Oil Temperature - Manual Trans:Diagram1
L9 - Transmission Oil Temperature - Manual Trans w/Aux Gauge:Diagram1
L9 - Transmission Oil Temperature-Automatic Trans w/Aux Gauge:Diagram1
L9 - Transmission Power Take Off (Auto Trans Single PTO w/21 Parameters):Diagram1
L9 - Transmission Power Take Off (Auto Trans with Lectradrive):Diagram1
L9 - Transmission Power Take Off (Lectrashift PTO with Manual Trans):Diagram1
L9 - Transmission Power Take Off (Manual Trans Single PTO w/ 21 Parameters):Diagram1
L9 - Transmission Power Take Off (Single Input configurable pull up or pull down):Diagram1
L9 - Transmission Power Take Off (Single PTO W/ RPM and Auto Trans):Diagram1
L9 - Transmission Power Take Off (Single PTO W/ RPM and Manual Trans):Diagram1
L9 - Trip Odometer (w/ECM & TCM):Diagram1
L9 - Trip Odometer (w/ECM):Diagram1
L9 - Two Speed Axle (AirShift on Shifter):Diagram1

L9 - Two Speed Axle (with BCM; Automactic Transmission and switch on dash):Diagram1
L9 - Up Shift Indicator NA:Diagram1
L9 - Windshield Washer Pump & Low Fluid Sensor:Diagram1-Combination1
L9 - Windshield Washer Pump & Low Fluid Sensor:Diagram1-Combination2
L9 - WORK LIGHT 1 BULB:Diagram1-Combination1
L9 - WORK LIGHT 1 BULB:Diagram1-Combination2
L9 - WORK LIGHT W BackUP 1 BULB:Diagram1-Combination1
L9 - WORK LIGHT W BackUP 1 BULB:Diagram1-Combination2
L9 - WORK LIGHT W BackUP 1 BULB Option2:Diagram1-Combination1
L9 - WORK LIGHT W BackUP 1 BULB Option2:Diagram1-Combination2
L9 - WORK LIGHT W RKE 1 BULB:Diagram1-Combination1
L9 - WORK LIGHT W RKE 1 BULB:Diagram1-Combination2
L9 - Work Lights LED W/ Sw Pack - Day Cab:Diagram1-Combination1
L9 - Work Lights LED W/ Sw Pack - Day Cab:Diagram1-Combination2
Mirrors (Heat) [Switch Pack Actuated Relay Driven]:Diagram1
Mirrors (Heated):Diagram1
Mirrors (Power) Door Pod Actuated:Diagram1
Operator Input:Diagram1-Combination1
Operator Input:Diagram1-Combination2
Park Brake Control (Monitoring) (GEN IV BCM):Diagram1
Park Brake Control (Monitoring) (W/Vehicle Speed):Diagram1
Park Brake Controls (Monitoring) W (Door Switch City Horn):Diagram1
Power Door Locks:Diagram1
Power Door Locks Crew Cab:Diagram1
Power Windows:Diagram1
Power Windows 4-Door N/W RKE:Diagram1
Power Windows 4-Door W/RKE:Diagram1
Real Time Clock:Diagram1
Rear Axle Load Distribution:Diagram1
Remote Keyless Access:Diagram1
Transmission Oil Temperature Automatic Trans Option2:Diagram1
Trip Odometer (w/VID):Diagram1
Vehicle Alarm System:Diagram1
Vehicle Information Display (W/ BT):Diagram1
Vehicle Information Display Premium w/ Wi-Fi VID:Diagram1

Vehicle Information Display W/O BT:Diagram1
 Vehicle Speed Control (Cruise Control) 4 Pin:Diagram1
 Vehicle Speed Control (Cruise Control) 10 Pin:Diagram1
 Voltage Monitoring Voltmeter:Diagram1

Mates

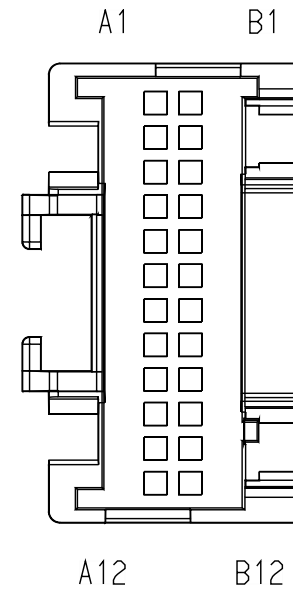
MODU-BCM-A000-10-00

Name	Terminal Part Number	V-Min	Name	Wire Part Number	Wire CSA	Wire Spec	Wire Material description	Wire Color Description	Wire Length	End2 Terminal Part Number	End2 Pin Name	End2 Connect or
A	-	-	EJ12C	3510341 R1	0.79	18.0	Thin Wall XLPE Primary Cable	LIGHT BLUE	2570.0	-	X	-
A	-	-	EH12C	3510341 R1	0.79	18.0	Thin Wall XLPE Primary Cable	LIGHT BLUE	2825.0	-	R4 - 86	1011
B	-	-	DF13DD	3510323 R1	0.79	18.0	Thin Wall XLPE Primary Cable	PINK	2530.0	-	-	-
B	-	-	DE13DD	3510323 R1	0.79	18.0	Thin Wall XLPE Primary Cable	PINK	2530.0	-	-	-
B	-	-	DE13DD	3510323 R1	0.79	18.0	Thin Wall XLPE Primary Cable	PINK	2530.0	-	X	-
B	-	-	DF13DD	3510323 R1	0.79	18.0	Thin Wall XLPE Primary Cable	PINK	2530.0	-	X	-
C	-	-	-	-	-	-	-	-	-	-	-	-
D	-	-	-	-	-	-	-	-	-	-	-	-
E	-	-	-	-	-	-	-	-	-	-	-	-
F	-	-	-	-	-	-	-	-	-	-	-	-
G	-	-	-	-	-	-	-	-	-	-	-	-

Name	Terminal Part Number	V-Min	Name	Wire Part Number	Wire CSA	Wire Spec	Wire Material description	Wire Color Description	Wire Length	End2 Terminal Part Number	End2 Pin Name	End2 Connect or
H	-	-	-	-	-	-	-	-	-	-	-	-
L	-	-	TJ70ER	3510365 R1	0.79	18.0	Thin Wall XLPE Primary Cable	RED	1630.0	-	X	-
M	-	-	LH92#14 1A	3510329 R1	0.79	18.0	Thin Wall XLPE Primary Cable	TAN	3365.0	-	28	1703F
M	-	-	UB92#14 1A	3510329 R1	0.79	18.0	Thin Wall XLPE Primary Cable	TAN	2890.0	-	28	1703F
M	-	-	UB92#14 1A	3510329 R1	0.79	18.0	Thin Wall XLPE Primary Cable	TAN	2890.0	-	-	-
M	-	-	LH92#14 1A	3510329 R1	0.79	18.0	Thin Wall XLPE Primary Cable	TAN	3365.0	-	-	-
N	-	-	-	-	-	-	-	-	-	-	-	-
P	-	-	-	-	-	-	-	-	-	-	-	-
R	-	-	LQ88A	3510299 R1	0.79	18.0	Thin Wall XLPE Primary Cable	LIGHT GREEN	3365.0	-	-	-
S	-	-	LD149AA	3510311 R1	0.79	18.0	Thin Wall XLPE Primary Cable	GREY	1650.0	-	X	-
S	-	-	LB17H	3510323 R1	0.79	18.0	Thin Wall XLPE Primary Cable	PINK	1635.0	-	B	1100

Name	Terminal Part Number	V-Min	Name	Wire Part Number	Wire CSA	Wire Spec	Wire Material description	Wire Color Description	Wire Length	End2 Terminal Part Number	End2 Pin Name	End2 Connector
S	-	-	LE149AA	3510311 R1	0.79	18.0	Thin Wall XLPE Primary Cable	GREY	1650.0	-	X	-
S	-	-	LC17HA	3510323 R1	0.79	18.0	Thin Wall XLPE Primary Cable	PINK	1635.0	-	B	1100
S	-	-	LH149B	3510311 R1	0.79	18.0	Thin Wall XLPE Primary Cable	GREY	2265.0	-	B	1100MA
S	-	-	LB17H	3510323 R1	0.79	18.0	Thin Wall XLPE Primary Cable	PINK	1635.0	-	-	-
S	-	-	LH149B	3510311 R1	0.79	18.0	Thin Wall XLPE Primary Cable	GREY	2265.0	-	-	-
S	-	-	LC17HA	3510323 R1	0.79	18.0	Thin Wall XLPE Primary Cable	PINK	1635.0	-	-	-
T	-	-	LA17	3510324 R1	1.16	16.0	Thin Wall XLPE Primary Cable	PINK	3365.0	-	-	-
T	-	-	LG17	3510324 R1	1.16	16.0	Thin Wall XLPE Primary Cable	PINK	3365.0	-	-	-

Connector Name J7-1607
 Part Number 3710061C1
 Instances B6.7 - Clutch Monitoring (High and Low Switch to BCM):Diagram1
 B6.7 - Driver Controlled Locking Differential - RR Axle (Dana w/ one sw):Diagram1
 B6.7 - Driver Controlled Locking Differential - RR Axle (Meritor w/ one sw):Diagram1
 B6.7 - Heating Ventilation & Air Conditioning (HVAC) Manual:Diagram1
 B6.7 - Starter Interlocks (BCM Controlled with Input from Allison 3K/4K TCM):Diagram1-Combination1
 B6.7 - Starter Interlocks (BCM Controlled with Input from Allison 3K/4K TCM):Diagram1-Combination2
 BCM (Body Control Module):Connector J7-1607
 Hazard Warning Light N/Trlr Socket:Diagram1-Combination1
 Hazard Warning Light N/Trlr Socket:Diagram1-Combination2
 Heating Ventilation & Air Conditioning (HVAC) Auto Temp Control:Diagram1 - HVAC
 Instrument Cluster (Premium):Diagram1-Combination1
 Instrument Cluster (Premium):Diagram1-Combination2
 L9 - Clutch Monitoring (High and Low Switch to BCM):Diagram1
 L9 - Driver Controlled Locking Differential - RR Axle (Meritor w/ one sw):Diagram1
 L9 - Heating Ventilation & Air Conditioning (HVAC) Manual:Diagram1



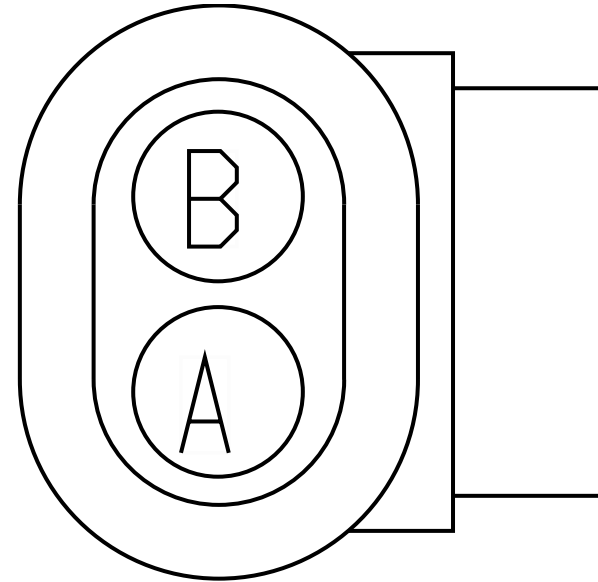
Mates MODU-BCM-A000-10-00

Name	Terminal Part Number	V-Min	Name	Wire Part Number	Wire CSA	Wire Spec	Wire Material description	Wire Color Description	Wire Length	End2 Terminal Part Number	End2 Pin Name	End2 Connector
A3	-	-	KN49	3510311 R1	0.79	18.0	Thin Wall XLPE Primary Cable	GREY	745.0	-	45	1701
A3	-	-	KN49	3510311 R1	0.79	18.0	Thin Wall XLPE Primary Cable	GREY	745.0	-	-	-

Name	Terminal Part Number	V-Min	Name	Wire Part Number	Wire CSA	Wire Spec	Wire Material description	Wire Color Description	Wire Length	End2 Terminal Part Number	End2 Pin Name	End2 Connector
A4	-	-	KN49A	3510311 R1	0.79	18.0	Thin Wall XLPE Primary Cable	GREY	745.0	-	-	-
A6	-	-	AA60A	3510317 R1	0.79	18.0	Thin Wall XLPE Primary Cable	ORANGE	1475.0	-	-	-
A6	-	-	AA60A	3510317 R1	0.79	18.0	Thin Wall XLPE Primary Cable	ORANGE	1475.0	-	2	P464
A9	-	-	NA28D	3510328 R1	0.53	20.0	Thin Wall XLPE Primary Cable	TAN	1160.0	-	-	-
A9	-	-	NA28D	3510328 R1	0.53	20.0	Thin Wall XLPE Primary Cable	TAN	1160.0	-	1	1020
A10	-	-	SA77D	3510298 R1	0.53	20.0	Thin Wall XLPE Primary Cable	LIGHT GREEN	2945.0	-	L	1200E
A10	-	-	SA77D	3510298 R1	0.53	20.0	Thin Wall XLPE Primary Cable	LIGHT GREEN	2945.0	-	-	-
A12	-	-	SA77BA	3510298 R1	0.53	20.0	Thin Wall XLPE Primary Cable	LIGHT GREEN	2890.0	-	-	-

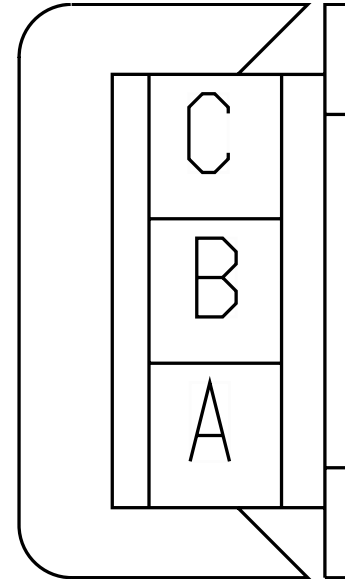
Name	Terminal Part Number	V-Min	Name	Wire Part Number	Wire CSA	Wire Spec	Wire Material description	Wire Color Description	Wire Length	End2 Terminal Part Number	End2 Pin Name	End2 Connector
B2	-	-	UA17B	3510323 R1	0.79	18.0	Thin Wall XLPE Primary Cable	PINK	1050.0	-	D8	1800
B2	-	-	UA17B	3510323 R1	0.79	18.0	Thin Wall XLPE Primary Cable	PINK	1050.0	-	-	-
B2	-	-	UB92#14 1A	3510329 R1	0.79	18.0	Thin Wall XLPE Primary Cable	TAN	2890.0	-	28	1703F
B5	-	-	LF104CB	2643720 R1	0.79	18.0	Std. Wall XLPE Primary Cable	DARK BLUE	665.0	-	-	-
B9	-	-	LF104CC	3510353 R1	0.79	18.0	Thin Wall XLPE Primary Cable	DARK BLUE	665.0	-	-	-
B10	-	-	AA6AM	3510310 R1	0.53	20.0	Thin Wall XLPE Primary Cable	GREY	2945.0	-	M	1200E
B10	-	-	AA6AM	3510310 R1	0.53	20.0	Thin Wall XLPE Primary Cable	GREY	2945.0	-	-	-

Connector Name K18_600
 Part Number 3522068C1
 Instances B6.7 - Cooling Fan Control Two-Speed:Diagram1
 Mates SOL-FAN_2SPEED-5014-01-04A



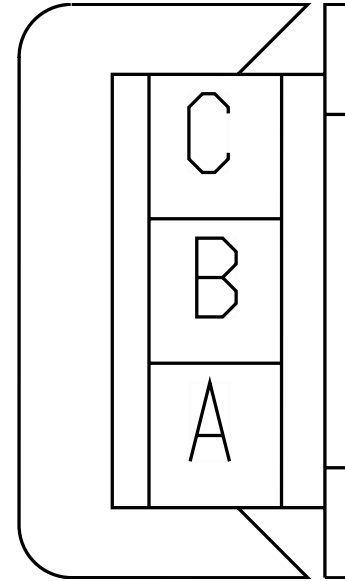
Name	Terminal Part Number	V-Min	Name	Wire Part Number	Wire CSA	Wire Spec	Wire Material description	Wire Color Description	Wire Length	End2 Terminal Part Number	End2 Pin Name	End2 Connector
A	-	-	AC23	3510329 R1	0.79	18.0	Thin Wall XLPE Primary Cable	TAN	1090.0	-	52	6000
B	-	-	AC23-G	3510329 R1	0.79	18.0	Thin Wall XLPE Primary Cable	TAN	690.0	-	-	-

Connector Name K18_7103M
 Part Number 1661198C1
 Instances B6.7 - Two Speed Axle (AirShift on Shifter):Diagram1
 Mates SW-2SPD_Manual_Pressure-50 00-02-01A



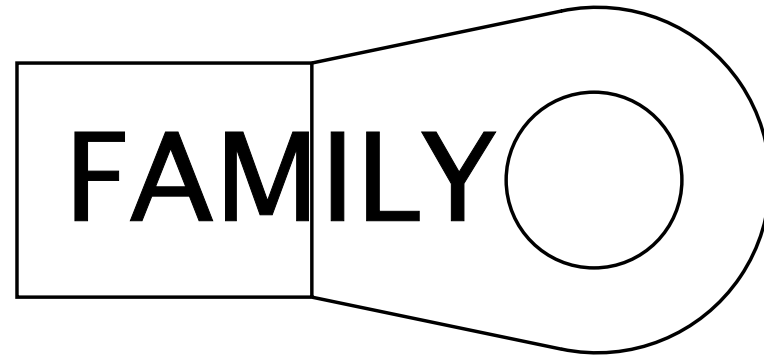
Name	Terminal Part Number	V-Min	Name	Wire Part Number	Wire CSA	Wire Spec	Wire Material description	Wire Color Description	Wire Length	End2 Terminal Part Number	End2 Pin Name	End2 Connector
A	-	-	ML93	2643676 R1	0.79	18.0	Std. Wall XLPE Primary Cable	TAN	1800.0	-	39	1702
C	-	-	ML9TS	3510311 R1	0.79	18.0	Thin Wall XLPE Primary Cable	GREY	1425.0	-	-	-

Connector Name K22_7103M
 Part Number 1661198C1
 Instances L9 - Two Speed Axle (AirShift on Shifter):Diagram1
 Mates SW-2SPD_Manual_Pressure-50 00-02-01A



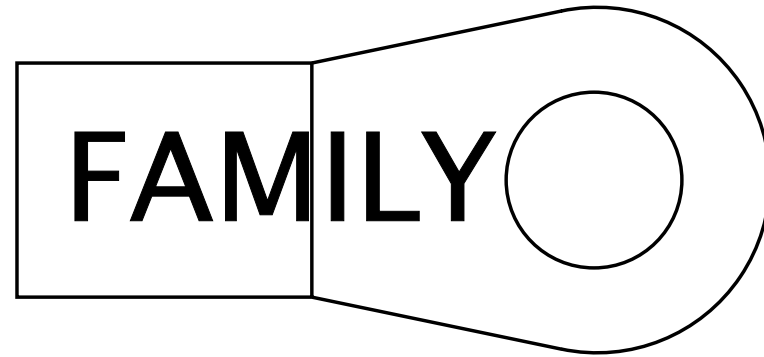
Name	Terminal Part Number	V-Min	Name	Wire Part Number	Wire CSA	Wire Spec	Wire Material description	Wire Color Description	Wire Length	End2 Terminal Part Number	End2 Pin Name	End2 Connector
A	-	-	ML93	2643676 R1	0.79	18.0	Std. Wall XLPE Primary Cable	TAN	1800.0	-	39	1702
C	-	-	ML9TS	3510311 R1	0.79	18.0	Thin Wall XLPE Primary Cable	GREY	1425.0	-	-	-

Connector Name M8 B
 Part Number RING-M-8_0
 Instances Chassis PDM:Diagram1
 Mates Chassis PDM



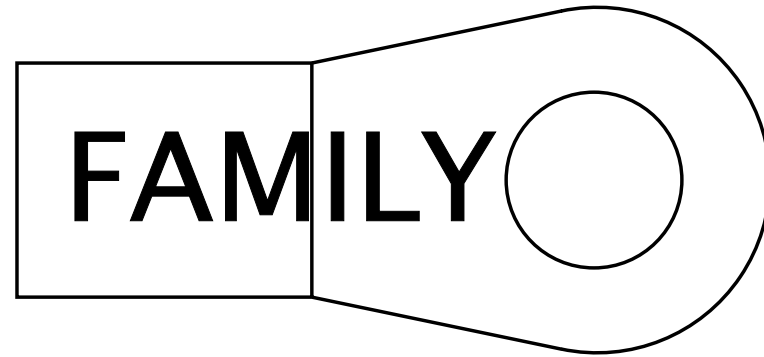
Name	Terminal Part Number	V-Min	Name	Wire Part Number	Wire CSA	Wire Spec	Wire Material description	Wire Color Description	Wire Length	End2 Terminal Part Number	End2 Pin Name	End2 Connector
A	-	-	14	2645248 R1	49.99	0.0	SGX FLEX 125C	RED	360.0	-	A	6305

Connector Name P4X_1
 Part Number RING-M-8_0
 Instances Chassis PDM:Diagram1
 Mates Chassis PDM



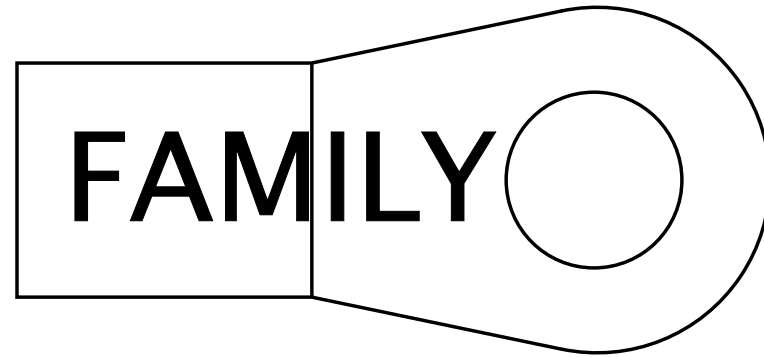
Name	Terminal Part Number	V-Min	Name	Wire Part Number	Wire CSA	Wire Spec	Wire Material description	Wire Color Description	Wire Length	End2 Terminal Part Number	End2 Pin Name	End2 Connector
A	-	-	14B	2645970 R1	101.95	0.0	SGR 125	RED	300.0	-	-	-

Connector Name P4X_2
 Part Number RING-M-8_0
 Instances L9 - Power Lift Gate:Diagram1
 Mates RLY-Power_Lift_Gate_Relay- 2038-02-01B



Name	Terminal Part Number	V-Min	Name	Wire Part Number	Wire CSA	Wire Spec	Wire Material description	Wire Color Description	Wire Length	End2 Terminal Part Number	End2 Pin Name	End2 Connector
A	-	-	14B	2645970 R1	101.95	0.0	SGR 125	RED	300.0	-	-	-

Connector Name P4Y_1
 Part Number RING-M-8_0
 Instances L9 - Power Lift Gate:Diagram1
 Mates RLY-Power_Lift_Gate_Relay- 2038-02-01B

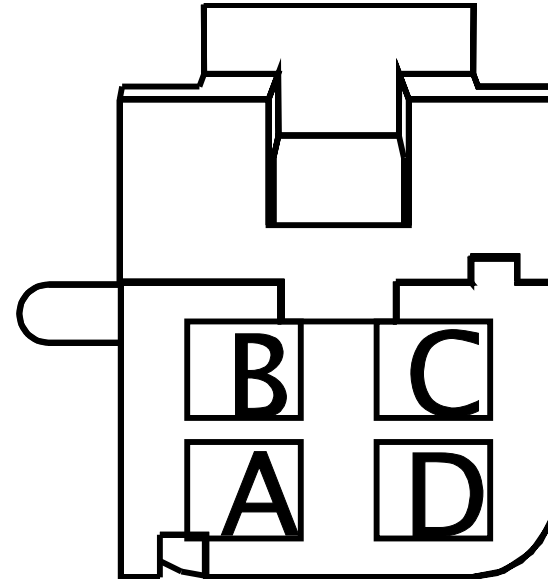


Name	Terminal Part Number	V-Min	Name	Wire Part Number	Wire CSA	Wire Spec	Wire Material description	Wire Color Description	Wire Length	End2 Terminal Part Number	End2 Pin Name	End2 Connector
A	-	-	14A	2645964 R1	61.89	0.0	SGR 125	RED	8840.0	-	A	P4Y_2

Connector Name P4Y_2
 Part Number BLUNT_SL_VC
 Instances L9 - Power Lift Gate:Diagram1
 Mates BLNT-Lift_Gate_PWR-2038-02 -01B

Name	Terminal Part Number	V-Min	Name	Wire Part Number	Wire CSA	Wire Spec	Wire Material description	Wire Color Description	Wire Length	End2 Terminal Part Number	End2 Pin Name	End2 Connector
A	-	-	14A	2645964 R1	61.89	0.0	SGR 125	RED	8840.0	-	A	P4Y_1

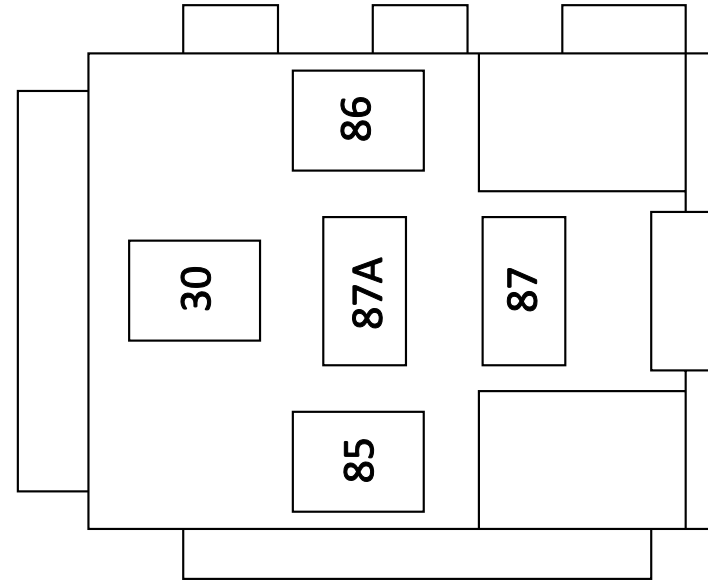
Connector Name P464
 Part Number 3767197C1
 Instances Hazard Warning Light N/Trlr Socket:Diagram1-Combination1
 Hazard Warning Light N/Trlr Socket:Diagram1-Combination2
 Mates SW-HAZARD-1014-04-01A



Name	Terminal Part Number	V-Min	Name	Wire Part Number	Wire CSA	Wire Spec	Wire Material description	Wire Color Description	Wire Length	End2 Terminal Part Number	End2 Pin Name	End2 Connector
1	-	-	AD60-G	3510359 R1	0.79	18.0	Thin Wall XLPE Primary Cable	WHITE	740.0	-	X	-
2	-	-	AA60A	3510317 R1	0.79	18.0	Thin Wall XLPE Primary Cable	ORANGE	1475.0	-	A6	J7-1607
3	-	-	AC60C	3510317 R1	0.79	18.0	Thin Wall XLPE Primary Cable	ORANGE	1310.0	-	X	-
3	-	-	AB60C	3510317 R1	0.79	18.0	Thin Wall XLPE Primary Cable	ORANGE	1310.0	-	X	-

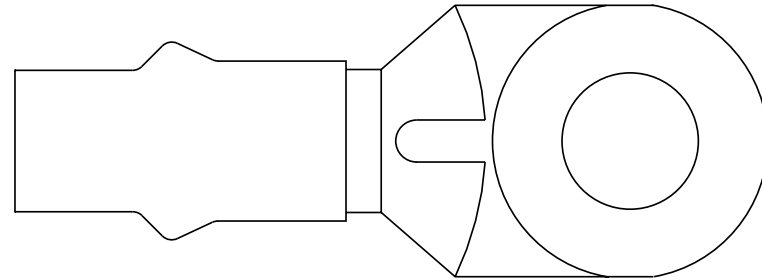
Name	Terminal Part Number	V-Min	Name	Wire Part Number	Wire CSA	Wire Spec	Wire Material description	Wire Color Description	Wire Length	End2 Terminal Part Number	End2 Pin Name	End2 Connector
4	-	-	KA60B	3510311 R1	0.79	18.0	Thin Wall XLPE Primary Cable	GREY	500.0	-	X	-

Connector Name P823
 Part Number 593385C1
 Instances B6.7 - Auxiliary Power (40A) HSD:Diagram1
 Mates RLY-AUX_PWR-2055-04-01A



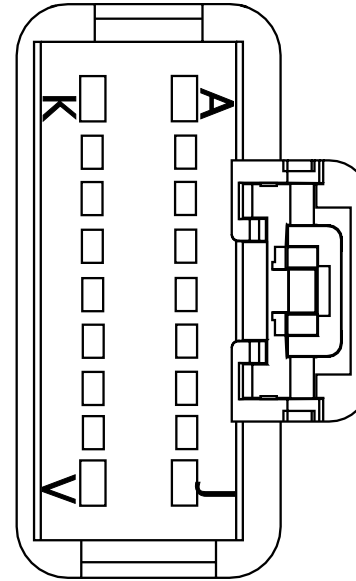
Name	Terminal Part Number	V-Min	Name	Wire Part Number	Wire CSA	Wire Spec	Wire Material description	Wire Color Description	Wire Length	End2 Terminal Part Number	End2 Pin Name	End2 Connector
1	-	-	HU103C	2643776 R1	4.81	10.0	Std. Wall XLPE Primary Cable	LIGHT GREEN	1280.0	-	12	1700
2	-	-	HU103BA	2643678 R1	1.16	16.0	Std. Wall XLPE Primary Cable	LIGHT GREEN	1375.0	-	-	-
3	-	-	HU103AA	3510299 R1	0.79	18.0	Thin Wall XLPE Primary Cable	LIGHT GREEN	1395.0	-	E14	J4-1601
4	-	-	HU103D	3510302 R1	3.01	12.0	Thin Wall XLPE Primary Cable	LIGHT GREEN	1280.0	-	13	1700

Connector Name S01_19
 Part Number 3752570C1
 Instances L9 - Underhood PDM:PDM - UNDERHOOD
 Mates Fuse-B1-K1-1A



Name	Terminal Part Number	V-Min	Name	Wire Part Number	Wire CSA	Wire Spec	Wire Material description	Wire Color Description	Wire Length	End2 Terminal Part Number	End2 Pin Name	End2 Connector
A	-	-	37A	2645955 R1	32.19	2.0	SGR 125	RED	1260.0	-	-	-

Connector Name 0009B
 Part Number 4063156C1
 Instances Automatic Lighting:Diagram1-Combination2
 Automatic Lighting - Dual Sensor Twilight/Solar:Diagram1-Combination2
 B6.7 - Adjustable Engine Speed Control (PTO) 10-pin:Diagram1-Combination2
 B6.7 - City Horn (W/ 4PIN CLK & P. Brake):Diagram1-Combination2
 B6.7 - City Horn (W/ 4PIN CLK):Diagram1-Combination2
 B6.7 - Headlights W 10PIN CLK W/LOWW W/O
 Interrupt:Diagram1-Combination2
 B6.7 - Headlights W/O Lights ON with wipers (LOWW) W/
 Headlights Interrupt:Diagram1-Combination2
 B6.7 - Headlights W/O Lights ON With Wipers (LOWW) W/O
 Headlights Interrupt:Diagram1-Combination2
 B6.7 - PARK LIGHTS - N/Marker Interrupt:Diagram1-Combination2
 Cruise Control (W/ One Telltale 4 Pin):Diagram1-Combination1
 Cruise Control (W/ One Telltale 4 Pin):Diagram1-Combination2
 Cruise Control (W/ One Telltale 10 Pin):Diagram1-Combination2
 Hazard Warning Light N/Trlr Socket:Diagram1-Combination2
 Instrument Cluster (Premium):Diagram1-Combination2
 L9 - Adjustable Engine Speed Control (PTO) 10-pin:Diagram1-Combination2
 L9 - CAN Layout:HMI Standard J1939 (125Kbps)
 L9 - City Horn (W/ 4PIN CLK & P. Brake):Diagram1-Combination2
 L9 - City Horn (W/ 4PIN CLK):Diagram1-Combination2
 L9 - Headlights W 10PIN CLK W/LOWW W/Interrupt:Diagram1-Combination2
 L9 - Headlights W 10PIN CLK W/LOWW W/O
 Interrupt:Diagram1-Combination2
 L9 - Headlights W/O Lights ON With Wipers (LOWW) W/O
 Headlights Interrupt:Diagram1-Combination2
 L9 - Headlights W/O Lights ON with wipers (LOWW) W/
 Headlights Interrupt:Diagram1-Combination2
 L9 - PARK LIGHTS - N/Marker Interrupt:Diagram1-Combination2
 L9 - PARK LIGHTS - W/Marker Interrupt 4 pin
 clockspring:Diagram1-Combination2
 L9 - PARK LIGHTS - W/Marker Interrupt 10pin
 CLCKSPRING:Diagram1-Combination2
 Lighting Control Module:Diagram1-Combination2



Radio w/Bluetooth:Diagram1-Combination2
Radio w/Steering Wheel Pod:Diagram1-Combination2

Mates

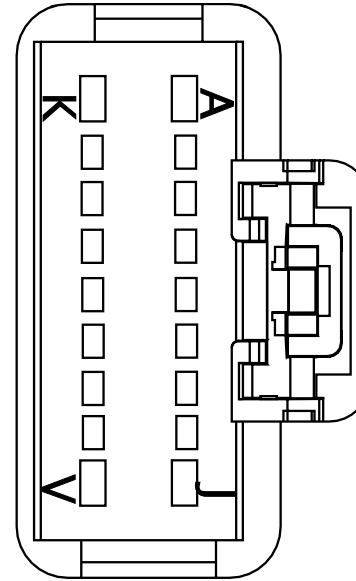
MODU-LCM-A004-00-01-0009B

Name	Terminal Part Number	V-Min	Name	Wire Part Number	Wire CSA	Wire Spec	Wire Material description	Wire Color Description	Wire Length	End2 Terminal Part Number	End2 Pin Name	End2 Connector
A	-	-	AC13D	3510323 R1	0.79	18.0	Thin Wall XLPE Primary Cable	PINK	1115.0	-	-	-
B	-	-	-	-	-	-	-	-	-	-	-	-
B	-	-	WIRE722 884	-	0.0	-	-	-	0.0	-	PIN1	-
C	-	-	-	-	-	-	-	-	-	-	-	-
C	-	-	WIRE722 885	-	0.0	-	-	-	0.0	-	PIN1	-
E	-	-	ZS50B	2645625 R1	0.35	22.0	Thin Wall XLPE Primary Cable	YELLOW 2	2340.0	-	2	1053
E	-	-	ZD50B	3510335 R1	0.79	18.0	Thin Wall XLPE Primary Cable	YELLOW 2	2340.0	-	-	-
E	-	-	ZS50B	2645625 R1	0.35	22.0	Thin Wall XLPE Primary Cable	YELLOW 2	2340.0	-	-	-
E	-	-	ZD50A	3510335 R1	0.79	18.0	Thin Wall XLPE Primary Cable	YELLOW 2	2340.0	-	B	1052
G	-	-	-	-	-	-	-	-	-	-	-	-
H	-	-	ZD50A	3510335 R1	0.79	18.0	Thin Wall XLPE Primary Cable	YELLOW 2	2340.0	-	-	-

Name	Terminal Part Number	V-Min	Name	Wire Part Number	Wire CSA	Wire Spec	Wire Material description	Wire Color Description	Wire Length	End2 Terminal Part Number	End2 Pin Name	End2 Connector
H	-	-	ZD50B	3510335 R1	0.79	18.0	Thin Wall XLPE Primary Cable	YELLOW 2	2340.0	-	A	1052
H	-	-	-	-	-	-	-	-	-	-	-	-
J	-	-	AC11-GN	3510359 R1	0.79	18.0	Thin Wall XLPE Primary Cable	WHITE	1470.0	-	-	-
L	-	-	AC62	3510353 R1	0.79	18.0	Thin Wall XLPE Primary Cable	DARK BLUE	1720.0	-	X	-
L	-	-	AB62	3510353 R1	0.79	18.0	Thin Wall XLPE Primary Cable	DARK BLUE	175.0	-	X	-
M	-	-	AC62DA	3510354 R1	1.16	16.0	Thin Wall XLPE Primary Cable	DARK BLUE	1065.0	-	-	-
P	-	-	AC50	3510335 R1	0.79	18.0	Thin Wall XLPE Primary Cable	YELLOW 2	2220.0	-	E11	J5-1602
P	-	-	AC50	3510335 R1	0.79	18.0	Thin Wall XLPE Primary Cable	YELLOW 2	2220.0	-	-	-
R	-	-	AC9	3510311 R1	0.79	18.0	Thin Wall XLPE Primary Cable	GREY	1080.0	-	-	-

Name	Terminal Part Number	V-Min	Name	Wire Part Number	Wire CSA	Wire Spec	Wire Material description	Wire Color Description	Wire Length	End2 Terminal Part Number	End2 Pin Name	End2 Connector
S	-	-	AC14D	3510365 R1	0.79	18.0	Thin Wall XLPE Primary Cable	RED	895.0	-	-	-

Connector Name 0009
 Part Number 4063156C1
 Instances Automatic Lighting:Diagram1-Combination1
 Automatic Lighting - Dual Sensor Twilight/Solar:Diagram1-Combination1
 B6.7 - Adjustable Engine Speed Control (PTO) 10-pin:Diagram1-Combination1
 B6.7 - CAN Layout:HMI Standard J1939 (125Kbps)
 B6.7 - City Horn (W/ 4PIN CLK & P. Brake):Diagram1-Combination1
 B6.7 - City Horn (W/ 4PIN CLK):Diagram1-Combination1
 B6.7 - Exterior Lamp Check:Diagram1
 B6.7 - Front Fog Lights W CONNECTOR:Diagram1
 B6.7 - Headlights W 10PIN CLK W/LOWW W/O Interrupt:Diagram1-Combination1
 B6.7 - Headlights W/O Lights ON with wipers (LOWW) W/ Headlights Interrupt:Diagram1-Combination1
 B6.7 - Headlights W/O Lights ON With Wipers (LOWW) W/O Headlights Interrupt:Diagram1-Combination1
 B6.7 - License Plate Light (Tail Light Single Assy.) W/Less Power Module:Diagram1
 B6.7 - Panel Backlighting (Cabin Dimmer):Diagram1
 B6.7 - PARK LIGHTS - N/Marker Interrupt:Diagram1-Combination1
 Cruise Control (W/ One Telltale 10 Pin):Diagram1-Combination1
 Hazard Warning Light N/Trlr Socket:Diagram1-Combination1
 Instrument Cluster (Premium):Diagram1-Combination1
 Instrument Cluster - Request and Status:Diagram1
 L9 - Adjustable Engine Speed Control (PTO) 10-pin:Diagram1-Combination1
 L9 - CAN Layout:HMI Standard J1939 (125Kbps)
 L9 - City Horn (W/ 4PIN CLK & P. Brake):Diagram1-Combination1
 L9 - City Horn (W/ 4PIN CLK):Diagram1-Combination1
 L9 - Exterior Lamp Check:Diagram1
 L9 - Fog Lights (LED White TOP MTG):Diagram1
 L9 - Front Fog Lamps:Diagram1
 L9 - Front Fog Lights W CONNECTOR:Diagram1
 L9 - Headlights W 10PIN CLK W/LOWW W/Interrupt:Diagram1-Combination1
 L9 - Headlights W 10PIN CLK W/LOWW W/O Interrupt:Diagram1-Combination1



L9 - Headlights W/O Lights ON With Wipers (LOWW) W/O
 Headlights Interrupt:Diagram1-Combination1
 L9 - Headlights W/O Lights ON with wipers (LOWW) W/
 Headlights Interrupt:Diagram1-Combination1
 L9 - License Plate Light (LED BOX LAMP Tail Light):Diagram1
 L9 - License Plate Light (Tail Light Single Assy):Diagram1
 L9 - License Plate Light (Tail Light Single Assy)
 Option2:Diagram1
 L9 - License Plate Light (Tail Light Single Assy)
 Option3:Diagram1
 L9 - License Plate Light (Tail Light Single Assy) W/Less Power
 Module:Diagram1
 L9 - PARK LIGHTS - N/Marker Interrupt:Diagram1-Combination1
 L9 - PARK LIGHTS - W/Marker Interrupt 4 pin
 clockspring:Diagram1-Combination1
 L9 - PARK LIGHTS - W/Marker Interrupt 10pin
 CLCKSPRING:Diagram1-Combination1
 L9 - Rear Light (Tail Light):Diagram1
 Lighting Control Module:Diagram1-Combination1
 Mirrors (Heated):Diagram1
 Power Door Locks Crew Cab:Diagram1
 Radio:Diagram1
 Radio w/Bluetooth:Diagram1-Combination1
 Radio w/Bluetooth without Steering Wheel Pod:Diagram1
 Radio w/Steering Wheel Pod:Diagram1-Combination1

Mates

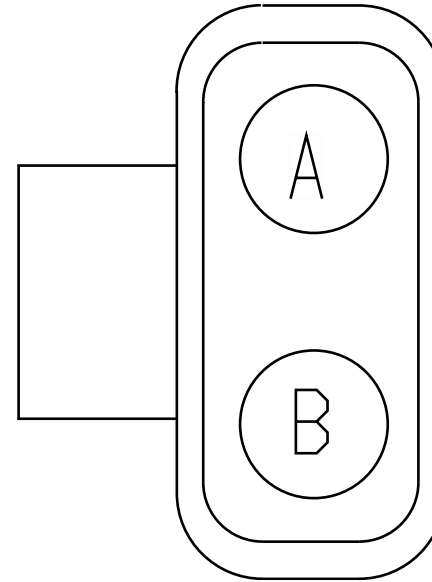
MODU-LCM-A004-00-01

Name	Terminal Part Number	V-Min	Name	Wire Part Number	Wire CSA	Wire Spec	Wire Material description	Wire Color Description	Wire Length	End2 Terminal Part Number	End2 Pin Name	End2 Connect or
A	-	-	AB13D	3510323 R1	0.79	18.0	Thin Wall XLPE Primary Cable	PINK	2570.0	-	-	-
B	-	-	-	-	-	-	-	-	-	-	-	-
B	-	-	WIRE1647	-	0.0	-	-	-	0.0	-	PIN1	-
C	-	-	-	-	-	-	-	-	-	-	-	-
C	-	-	WIRE1648	-	0.0	-	-	-	0.0	-	PIN1	-

Name	Terminal Part Number	V-Min	Name	Wire Part Number	Wire CSA	Wire Spec	Wire Material description	Wire Color Description	Wire Length	End2 Terminal Part Number	End2 Pin Name	End2 Connect or
E	-	-	ZM50B	2645625 R1	0.35	22.0	Thin Wall XLPE Primary Cable	YELLOW 2	1495.0	-	2	1053
E	-	-	ZB50B	3510335 R1	0.79	18.0	Thin Wall XLPE Primary Cable	YELLOW 2	1495.0	-	-	-
E	-	-	ZM50B	2645625 R1	0.35	22.0	Thin Wall XLPE Primary Cable	YELLOW 2	1495.0	-	-	-
E	-	-	ZB50A	3510335 R1	0.79	18.0	Thin Wall XLPE Primary Cable	YELLOW 2	1495.0	-	B	1052
H	-	-	ZB50A	3510335 R1	0.79	18.0	Thin Wall XLPE Primary Cable	YELLOW 2	1495.0	-	-	-
H	-	-	ZB50B	3510335 R1	0.79	18.0	Thin Wall XLPE Primary Cable	YELLOW 2	1495.0	-	A	1052
J	-	-	AB11-GN	3510359 R1	0.79	18.0	Thin Wall XLPE Primary Cable	WHITE	625.0	-	-	-
L	-	-	AB62	3510353 R1	0.79	18.0	Thin Wall XLPE Primary Cable	DARK BLUE	175.0	-	X	-

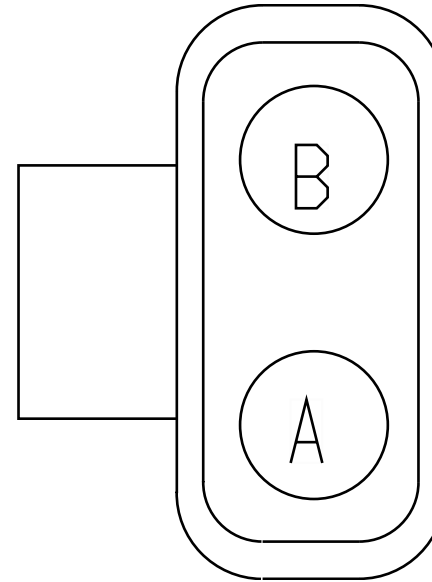
Name	Terminal Part Number	V-Min	Name	Wire Part Number	Wire CSA	Wire Spec	Wire Material description	Wire Color Description	Wire Length	End2 Terminal Part Number	End2 Pin Name	End2 Connector
M	-	-	AB62DA	3510354 R1	1.16	16.0	Thin Wall XLPE Primary Cable	DARK BLUE	1020.0	-	-	-
M	-	-	-	-	-	-	-	-	-	-	-	-
P	-	-	AB50	3510335 R1	0.79	18.0	Thin Wall XLPE Primary Cable	YELLOW 2	1125.0	-	E11	J5-1602
P	-	-	AB50	3510335 R1	0.79	18.0	Thin Wall XLPE Primary Cable	YELLOW 2	1125.0	-	-	-
R	-	-	AB9	3510311 R1	0.79	18.0	Thin Wall XLPE Primary Cable	GREY	1035.0	-	-	-
S	-	-	AB14D	3510365 R1	0.79	18.0	Thin Wall XLPE Primary Cable	RED	2350.0	-	-	-

Connector Name 1F
 Part Number 1667639C1
 Instances L9 - Delco Remy 28SI Alternator W/Sensor:Diagram1-Combination1
 L9 - Delco Remy 28SI Alternator W/Sensor:Diagram1-Combination2
 L9 - Delco Remy 36SI Alternator W/Sensor:Diagram1
 L9 - Leece-Neville - LN 325A Alternator W/Sensor:Diagram1
 L9 - Leece-Neville AV1160-210A/240A Alternator W/Sensor:Diagram1
 Mates DEV-FUSE_5A_Inline-4004-01 -04A



Name	Terminal Part Number	V-Min	Name	Wire Part Number	Wire CSA	Wire Spec	Wire Material description	Wire Color Description	Wire Length	End2 Terminal Part Number	End2 Pin Name	End2 Connector
A	-	-	JS1B	3510366 R1	1.16	16.0	Thin Wall XLPE Primary Cable	RED	320.0	-	A	945
B	-	-	JS1A	3510366 R1	1.16	16.0	Thin Wall XLPE Primary Cable	RED	1330.0	-	A	7000c
B	-	-	JS1A	3510366 R1	1.16	16.0	Thin Wall XLPE Primary Cable	RED	1330.0	-	A	7000

Connector Name 1F
 Part Number 3565207C1
 Instances B6.7 - Delco Remy 28SI Alternator W/Sensor:Diagram1
 B6.7 - Leece-Neville AVI160-210A/240A Alternator W/
 Sensor:Diagram1
 Mates DEV-FUSE_5A_Inline-4004-01 -04A



Name	Terminal Part Number	V-Min	Name	Wire Part Number	Wire CSA	Wire Spec	Wire Material description	Wire Color Description	Wire Length	End2 Terminal Part Number	End2 Pin Name	End2 Connector
A	-	-	JS1B	3510366 R1	1.16	16.0	Thin Wall XLPE Primary Cable	RED	320.0	-	A	945
B	-	-	JS1A	3510366 R1	1.16	16.0	Thin Wall XLPE Primary Cable	RED	1330.0	-	A	7000

Connector Name 1000A
 Part Number 4063415C1
 Instances B6.7 - Auxiliary Gauges (Secondary):Diagram1
 B6.7 - Auxiliary Gauges (Primary):Diagram1
 Mates MODU-AUX-0004-00-04A

Name	Terminal Part Number	V-Min	Name	Wire Part Number	Wire CSA	Wire Spec	Wire Material description	Wire Color Description	Wire Length	End2 Terminal Part Number	End2 Pin Name	End2 Connector
1	-	-	BG28A	3510328 R1	0.53	20.0	Thin Wall XLPE Primary Cable	TAN	1095.0	-	B9	1500A
3	-	-	BG28B	3510328 R1	0.53	20.0	Thin Wall XLPE Primary Cable	TAN	1095.0	-	B10	1500A
4	-	-	BG28C	3510328 R1	0.53	20.0	Thin Wall XLPE Primary Cable	TAN	1095.0	-	B8	1500A

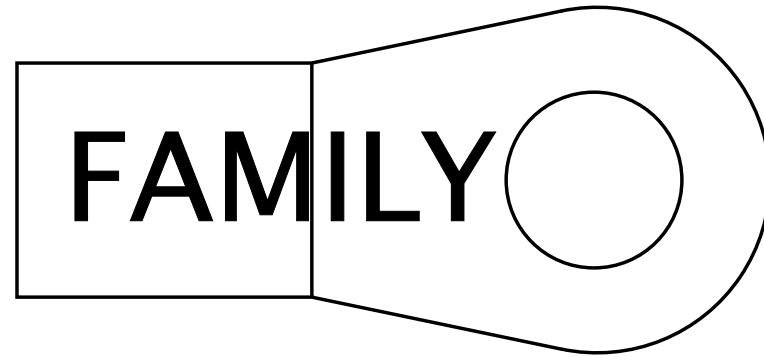
Connector Name 1000B
 Part Number 4063415C1
 Instances B6.7 - Auxiliary Gauges (Secondary):Diagram1
 Mates MODU-AUX-0004-00-04A

Name	Terminal Part Number	V-Min	Name	Wire Part Number	Wire CSA	Wire Spec	Wire Material description	Wire Color Description	Wire Length	End2 Terminal Part Number	End2 Pin Name	End2 Connector
1	-	-	Aux Gauge STS OUTC	2643676 R1	0.79	18.0	Std. Wall XLPE Primary Cable	TAN	210.0	-	1	1000C
3	-	-	Aux Gauge GND OUTA	2643676 R1	0.79	18.0	Std. Wall XLPE Primary Cable	TAN	210.0	-	3	1000C
4	-	-	Aux Gauge PWR OUTB	2643676 R1	0.79	18.0	Std. Wall XLPE Primary Cable	TAN	210.0	-	4	1000C

Connector Name 1000C
 Part Number 4063415C1
 Instances B6.7 - Auxiliary Gauges (Secondary):Diagram1
 Mates MODU-AUX-0004-00-04B

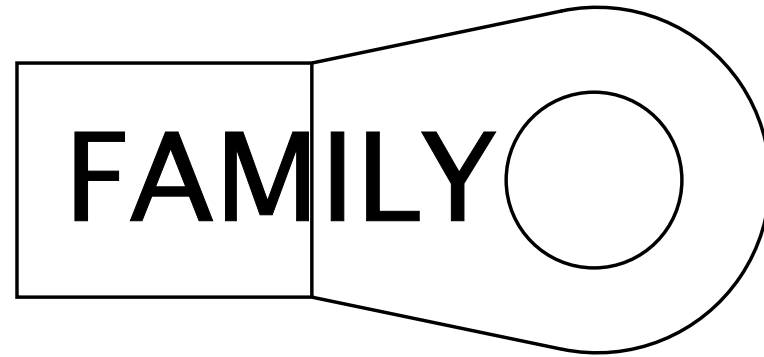
Name	Terminal Part Number	V-Min	Name	Wire Part Number	Wire CSA	Wire Spec	Wire Material description	Wire Color Description	Wire Length	End2 Terminal Part Number	End2 Pin Name	End2 Connector
1	-	-	Aux Gauge STS OUTC	2643676 R1	0.79	18.0	Std. Wall XLPE Primary Cable	TAN	210.0	-	1	1000B
3	-	-	Aux Gauge GND OUTA	2643676 R1	0.79	18.0	Std. Wall XLPE Primary Cable	TAN	210.0	-	3	1000B
4	-	-	Aux Gauge PWR OUTB	2643676 R1	0.79	18.0	Std. Wall XLPE Primary Cable	TAN	210.0	-	4	1000B

Connector Name 1000
 Part Number RING-E-1-4_0
 Instances L9 - Delco Remy 36SI Alternator W/Sensor:Diagram1
 Mates DEV-Delco_Remy_36SI_Alternator-4004-01-07A



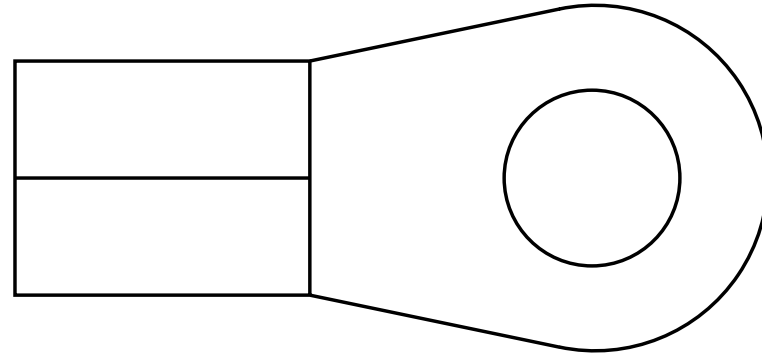
Name	Terminal Part Number	V-Min	Name	Wire Part Number	Wire CSA	Wire Spec	Wire Material description	Wire Color Description	Wire Length	End2 Terminal Part Number	End2 Pin Name	End2 Connector
A	-	-	WA2-G	2645931 R1	32.19	2.0	SGR 125	BLACK	2850.0	-	1	1200

Connector Name 1001
 Part Number RING-E-1-4_0
 Instances L9 - Delco Remy 36SI Alternator W/Sensor:Diagram1
 Mates DEV-Delco_Remy_36SI_Alternator-4004-01-07A



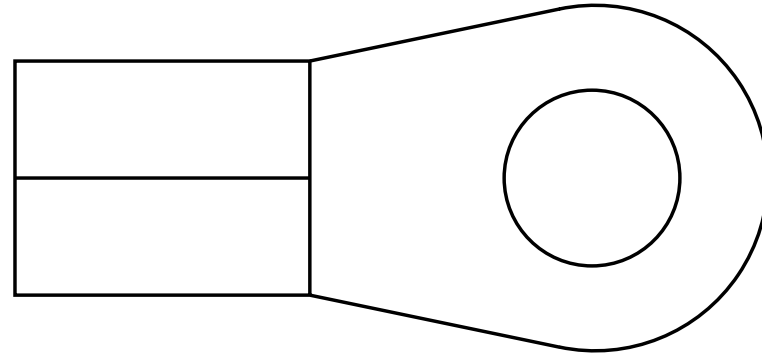
Name	Terminal Part Number	V-Min	Name	Wire Part Number	Wire CSA	Wire Spec	Wire Material description	Wire Color Description	Wire Length	End2 Terminal Part Number	End2 Pin Name	End2 Connector
A	-	-	WA2	2645955 R1	32.19	2.0	SGR 125	RED	2430.0	-	X	-

Connector Name 1002
 Part Number 2015884C1
 Instances B6.7 - Underhood PDM:PDM - UNDERHOOD
 L9 - Underhood PDM:PDM - UNDERHOOD
 Mates Fuse-B1-K1-1B



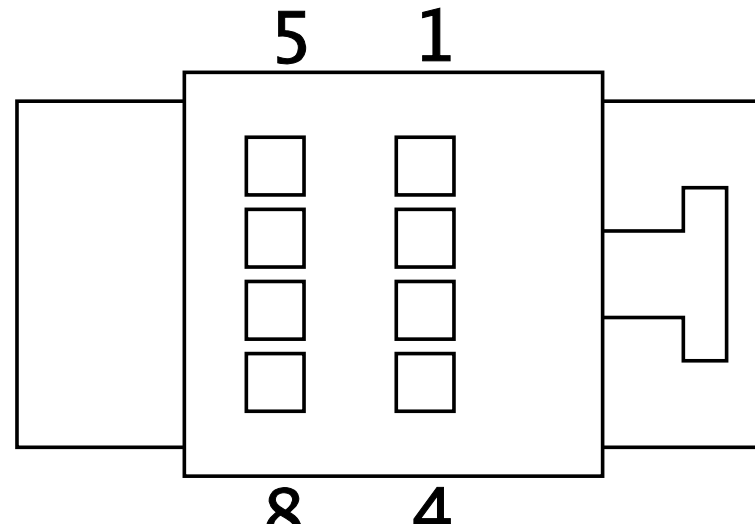
Name	Terminal Part Number	V-Min	Name	Wire Part Number	Wire CSA	Wire Spec	Wire Material description	Wire Color Description	Wire Length	End2 Terminal Part Number	End2 Pin Name	End2 Connector
A	-	-	CD14	2644026 R1	18.94	4.0	Std. Wall XLPE Battery Cable	RED	2190.0	-	-	-

Connector Name 1003
 Part Number 2015884C1
 Instances B6.7 - Underhood PDM:PDM - UNDERHOOD
 L9 - Underhood PDM:PDM - UNDERHOOD
 Mates Fuse-B1-K1-1C



Name	Terminal Part Number	V-Min	Name	Wire Part Number	Wire CSA	Wire Spec	Wire Material description	Wire Color Description	Wire Length	End2 Terminal Part Number	End2 Pin Name	End2 Connector
A	-	-	CD14D	2644026 R1	18.94	4.0	Std. Wall XLPE Battery Cable	RED	2310.0	-	-	-
A	-	-	CD14D	2644026 R1	18.94	4.0	Std. Wall XLPE Battery Cable	RED	2310.0	-	X	-

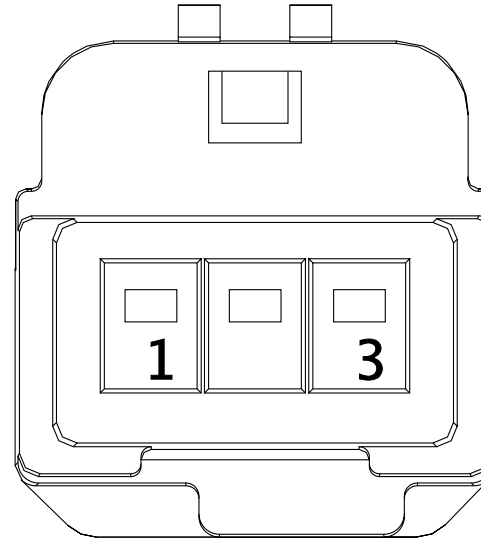
Connector Name 100
 Part Number 3510243C1
 Instances Mirrors (Power) Control Switch Actuated:Diagram1-Combination2



Name	Terminal Part Number	V-Min	Name	Wire Part Number	Wire CSA	Wire Spec	Wire Material description	Wire Color Description	Wire Length	End2 Terminal Part Number	End2 Pin Name	End2 Connector
A1	-	-	EJ62D	3510352 R1	0.53	20.0	Thin Wall XLPE Primary Cable	DARK BLUE	420.0	-	X	-
A2	-	-	EJ78VA	3510298 R1	0.53	20.0	Thin Wall XLPE Primary Cable	LIGHT GREEN	370.0	-	X	-
A3	-	-	EJ78FA	3510298 R1	0.53	20.0	Thin Wall XLPE Primary Cable	LIGHT GREEN	470.0	-	X	-
A4	-	-	EJ78-GC	3510358 R1	0.53	20.0	Thin Wall XLPE Primary Cable	WHITE	710.0	-	X	-

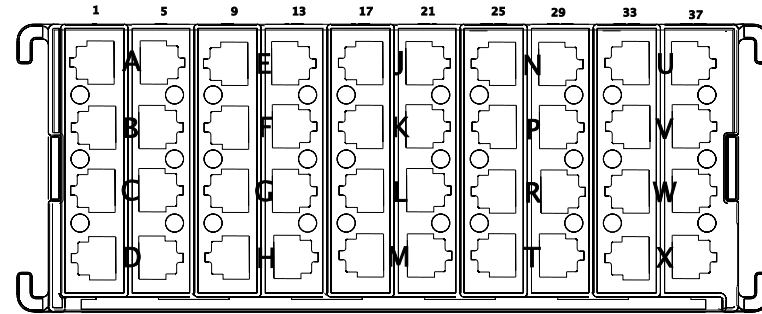
Name	Terminal Part Number	V-Min	Name	Wire Part Number	Wire CSA	Wire Spec	Wire Material description	Wire Color Description	Wire Length	End2 Terminal Part Number	End2 Pin Name	End2 Connector
B1	-	-	EJ78J	3510298 R1	0.53	20.0	Thin Wall XLPE Primary Cable	LIGHT GREEN	1120.0	-	B	5010
B2	-	-	EJ78DA	3510298 R1	0.53	20.0	Thin Wall XLPE Primary Cable	LIGHT GREEN	320.0	-	X	-
B3	-	-	EJ78R	3510298 R1	0.53	20.0	Thin Wall XLPE Primary Cable	LIGHT GREEN	1120.0	-	A	5010
B4	-	-	EJ78EA	3510298 R1	0.53	20.0	Thin Wall XLPE Primary Cable	LIGHT GREEN	270.0	-	X	-

Connector Name 100
 Part Number 3767577C1
 Instances Radio w/Bluetooth:Diagram1-Combination1
 Radio w/Bluetooth:Diagram1-Combination2
 Radio w/Bluetooth without Steering Wheel Pod:Diagram1
 Mates MODU-MICROPHONE-2008-02-05A



Name	Terminal Part Number	V-Min	Name	Wire Part Number	Wire CSA	Wire Spec	Wire Material description	Wire Color Description	Wire Length	End2 Terminal Part Number	End2 Pin Name	End2 Connector
2	-	-	86A(+)	3510298 R1	0.53	20.0	Thin Wall XLPE Primary Cable	LIGHT GREEN	1200.0	-	2	2505M
3	-	-	86A(-)	3510298 R1	0.53	20.0	Thin Wall XLPE Primary Cable	LIGHT GREEN	1200.0	-	1	2505M

Connector Name 1010
 Part Number 3768015C1
 Short Description B1
 Instances Battery Feed:Diagram 1
 Mates PDB



Name	Terminal Part Number	V-Min	Name	Wire Part Number	Wire CSA	Wire Spec	Wire Material description	Wire Color Description	Wire Length	End2 Terminal Part Number	End2 Pin Name	End2 Connector
2	-	-	CD14AB	3510368 R1	3.01	12.0	Thin Wall XLPE Primary Cable	RED	75.0	-	X	-
5	-	-	UL92BT	3510329 R1	0.79	18.0	Thin Wall XLPE Primary Cable	TAN	2195.0	-	-	-
6	-	-	VJ70J	3510320 R1	3.01	12.0	Thin Wall XLPE Primary Cable	ORANGE	320.0	-	-	-
6	-	-	VG70J	3510320 R1	3.01	12.0	Thin Wall XLPE Primary Cable	ORANGE	320.0	-	-	-

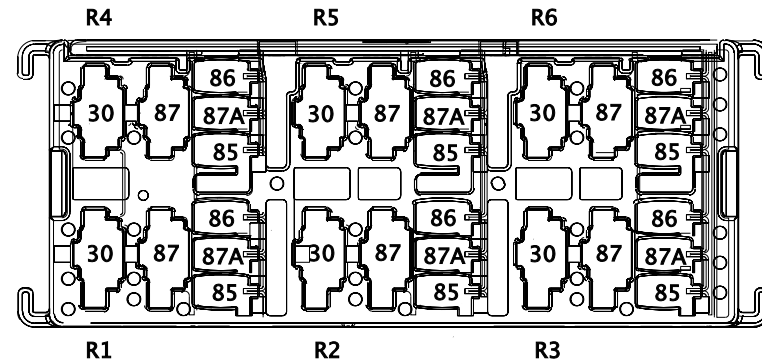
Name	Terminal Part Number	V-Min	Name	Wire Part Number	Wire CSA	Wire Spec	Wire Material description	Wire Color Description	Wire Length	End2 Terminal Part Number	End2 Pin Name	End2 Connector
7	-	-	AE98H	3510365 R1	0.79	18.0	Thin Wall XLPE Primary Cable	RED	2240.0	-	-	-
7	-	-	AD98H	3510365 R1	0.79	18.0	Thin Wall XLPE Primary Cable	RED	2240.0	-	-	-
8	-	-	AC14D	3510365 R1	0.79	18.0	Thin Wall XLPE Primary Cable	RED	895.0	-	-	-
8	-	-	AB14D	3510365 R1	0.79	18.0	Thin Wall XLPE Primary Cable	RED	2350.0	-	-	-
10	-	-	CD14AC	3510368 R1	3.01	12.0	Thin Wall XLPE Primary Cable	RED	75.0	-	X	-
13	-	-	AA14EE	3510366 R1	1.16	16.0	Thin Wall XLPE Primary Cable	RED	1745.0	-	-	-
14	-	-	TA75AC	2643695 R1	3.01	12.0	Std. Wall XLPE Primary Cable	RED	3415.0	-	-	-
15	-	-	EB15	3510365 R1	0.79	18.0	Thin Wall XLPE Primary Cable	RED	1830.0	-	-	-

Name	Terminal Part Number	V-Min	Name	Wire Part Number	Wire CSA	Wire Spec	Wire Material description	Wire Color Description	Wire Length	End2 Terminal Part Number	End2 Pin Name	End2 Connect or
15	-	-	EE15	3510365 R1	0.79	18.0	Thin Wall XLPE Primary Cable	RED	2300.0	-	-	-
16	-	-	YD14CSB	3510366 R1	1.16	16.0	Thin Wall XLPE Primary Cable	RED	2230.0	-	-	-
18	-	-	CD14AD	3510368 R1	3.01	12.0	Thin Wall XLPE Primary Cable	RED	75.0	-	X	-
21	-	-	UC92DC	3510329 R1	0.79	18.0	Thin Wall XLPE Primary Cable	TAN	1845.0	-	-	-
24	-	-	VW14ED	2643686 R1	1.91	14.0	Std. Wall XLPE Primary Cable	RED	3205.0	-	-	-
26	-	-	CD14AE	3510368 R1	3.01	12.0	Thin Wall XLPE Primary Cable	RED	75.0	-	X	-
29	-	-	SM86P	3510299 R1	0.79	18.0	Thin Wall XLPE Primary Cable	LIGHT GREEN	1855.0	-	-	-
30	-	-	RC81B	3510368 R1	3.01	12.0	Thin Wall XLPE Primary Cable	RED	2235.0	-	-	-

Name	Terminal Part Number	V-Min	Name	Wire Part Number	Wire CSA	Wire Spec	Wire Material description	Wire Color Description	Wire Length	End2 Terminal Part Number	End2 Pin Name	End2 Connector
30	-	-	RD81B	3510368 R1	3.01	12.0	Thin Wall XLPE Primary Cable	RED	2235.0	-	-	-
30	-	-	RG78V	3510302 R1	3.01	12.0	Thin Wall XLPE Primary Cable	LIGHT GREEN	2235.0	-	-	-
31	-	-	AA14MUX	3510365 R1	0.79	18.0	Thin Wall XLPE Primary Cable	RED	1545.0	-	-	-
32	-	-	HN20	3510300 R1	1.16	16.0	Thin Wall XLPE Primary Cable	LIGHT GREEN	2305.0	-	-	-
34	-	-	CD14AF	3510368 R1	3.01	12.0	Thin Wall XLPE Primary Cable	RED	75.0	-	X	-
37	-	-	MK14TS	3510364 R1	0.53	20.0	Thin Wall XLPE Primary Cable	RED	1950.0	-	-	-
37	-	-	MQ14ED	3510366 R1	1.16	16.0	Thin Wall XLPE Primary Cable	RED	4735.0	-	-	-
37	-	-	VW14EA	2643760 R1	1.16	16.0	Std. Wall XLPE Primary Cable	RED	4785.0	-	-	-

Name	Terminal Part Number	V-Min	Name	Wire Part Number	Wire CSA	Wire Spec	Wire Material description	Wire Color Description	Wire Length	End2 Terminal Part Number	End2 Pin Name	End2 Connector
37	-	-	MM14EB	2643759 R1	0.79	18.0	Std. Wall XLPE Primary Cable	RED	385.0	-	X	-
37	-	-	ML14EA	3510366 R1	1.16	16.0	Thin Wall XLPE Primary Cable	RED	4735.0	-	-	-
37	-	-	MP14EA	3510366 R1	1.16	16.0	Thin Wall XLPE Primary Cable	RED	4735.0	-	-	-
38	-	-	RC81A	3510302 R1	3.01	12.0	Thin Wall XLPE Primary Cable	LIGHT GREEN	3045.0	-	-	-
38	-	-	RD81A	3510302 R1	3.01	12.0	Thin Wall XLPE Primary Cable	LIGHT GREEN	3045.0	-	-	-
39	-	-	XA94AY	3510314 R1	3.01	12.0	Thin Wall XLPE Primary Cable	GREY	3095.0	-	-	-
39	-	-	XS94L	3510314 R1	3.01	12.0	Thin Wall XLPE Primary Cable	GREY	2305.0	-	-	-
39	-	-	XE94AY	2643782 R1	1.91	14.0	Std. Wall XLPE Primary Cable	GREY	3210.0	-	-	-
40	-	-	LB17BA	3510323 R1	0.79	18.0	Thin Wall XLPE Primary Cable	PINK	1720.0	-	-	-

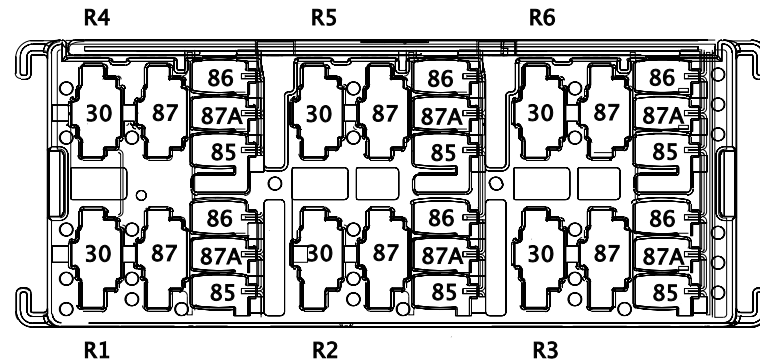
Connector Name 1011
 Part Number 3768010C1
 Instances B6.7 - Grid Management (CA2) Day Cab:Diagram1
 Mates PDB



Name	Terminal Part Number	V-Min	Name	Wire Part Number	Wire CSA	Wire Spec	Wire Material description	Wire Color Description	Wire Length	End2 Terminal Part Number	End2 Pin Name	End2 Connector
R4 - 30	-	-	CD14DA	3510369 R1	4.81	10.0	Thin Wall XLPE Primary Cable	RED	575.0	-	-	-
R4 - 85	-	-	AE11-GR	3510359 R1	0.79	18.0	Thin Wall XLPE Primary Cable	WHITE	1255.0	-	X	-
R4 - 85	-	-	AD11-GR	3510359 R1	0.79	18.0	Thin Wall XLPE Primary Cable	WHITE	1255.0	-	X	-
R4 - 86	-	-	EJ12S	3510341 R1	0.79	18.0	Thin Wall XLPE Primary Cable	LIGHT BLUE	255.0	-	X	-

Name	Terminal Part Number	V-Min	Name	Wire Part Number	Wire CSA	Wire Spec	Wire Material description	Wire Color Description	Wire Length	End2 Terminal Part Number	End2 Pin Name	End2 Connect or
R4 - 86	-	-	EH12C	3510341 R1	0.79	18.0	Thin Wall XLPE Primary Cable	LIGHT BLUE	2825.0	-	A	J6-1606
R4 - 87	-	-	EH12D	3510344 R1	3.01	12.0	Thin Wall XLPE Primary Cable	LIGHT BLUE	245.0	-	-	-
R4 - 87	-	-	EJ12D	3510344 R1	3.01	12.0	Thin Wall XLPE Primary Cable	LIGHT BLUE	245.0	-	-	-

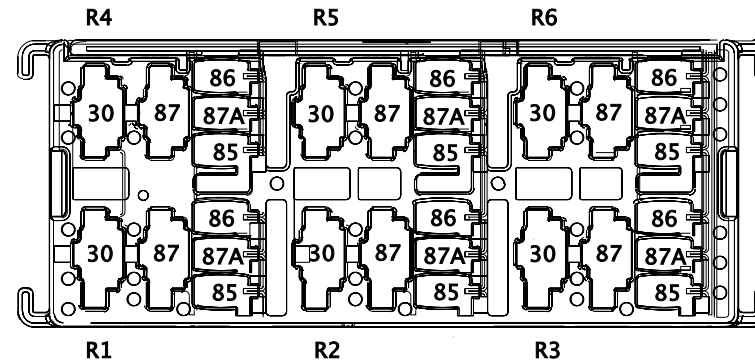
Connector Name 1011
 Part Number 3768010C1
 Instances L9 - Grid Management (CA2) Day Cab:Diagram1
 Mates PDB



Name	Terminal Part Number	V-Min	Name	Wire Part Number	Wire CSA	Wire Spec	Wire Material description	Wire Color Description	Wire Length	End2 Terminal Part Number	End2 Pin Name	End2 Connector
R4 - 30	-	-	CD14DA	3510369 R1	4.81	10.0	Thin Wall XLPE Primary Cable	RED	575.0	-	-	-
R4 - 85	-	-	AE11-GR	3510359 R1	0.79	18.0	Thin Wall XLPE Primary Cable	WHITE	1255.0	-	X	-
R4 - 85	-	-	AD11-GR	3510359 R1	0.79	18.0	Thin Wall XLPE Primary Cable	WHITE	1255.0	-	X	-
R4 - 86	-	-	EJ12S	3510341 R1	0.79	18.0	Thin Wall XLPE Primary Cable	LIGHT BLUE	255.0	-	X	-

Name	Terminal Part Number	V-Min	Name	Wire Part Number	Wire CSA	Wire Spec	Wire Material description	Wire Color Description	Wire Length	End2 Terminal Part Number	End2 Pin Name	End2 Connect or
R4 - 86	-	-	EH12C	3510341 R1	0.79	18.0	Thin Wall XLPE Primary Cable	LIGHT BLUE	2825.0	-	A	J6-1606
R4 - 87	-	-	EH12D	3510344 R1	3.01	12.0	Thin Wall XLPE Primary Cable	LIGHT BLUE	245.0	-	-	-
R4 - 87	-	-	EJ12D	3510344 R1	3.01	12.0	Thin Wall XLPE Primary Cable	LIGHT BLUE	245.0	-	-	-

Connector Name 1011
 Part Number 3768010C1
 Instances B6.7 - Windshield Wipers:Diagram1
 Fuel Heater (Vehicle Powered)(Racor):Diagram1-Combination1
 Fuel Heater (Vehicle Powered)(Racor):Diagram1-Combination2
 Fuel Heater (Vehicle Powered)(Racor):Diagram1-Combination3
 Fuel Heater (Vehicle Powered)(Racor):Diagram1-Combination4
 L9 - Allision without Switch and with Confirmation
 Telltale:Diagram1-Combination1
 L9 - Allision without Switch and with Confirmation
 Telltale:Diagram1-Combination2
 L9 - Body Builder Lighting - Separate Turn and Stop Lamps
 (Blunt Cut):Diagram1
 L9 - TEM _Electric Trailer Brake Controller Activated Stop
 LT:Diagram1
 L9 - Trailer Interface (Lighting) – BLUNT CUT (Part of Electric
 Trailer Brakes):Diagram1
 L9 - Windshield Wipers:Diagram1



Mates PDB

Name	Terminal Part Number	V-Min	Name	Wire Part Number	Wire CSA	Wire Spec	Wire Material description	Wire Color Description	Wire Length	End2 Terminal Part Number	End2 Pin Name	End2 Connector
R1 - 30	-	-	VG70J	3510320 R1	3.01	12.0	Thin Wall XLPE Primary Cable	ORANGE	320.0	-	-	-
R1 - 30	-	-	VJ70J	3510320 R1	3.01	12.0	Thin Wall XLPE Primary Cable	ORANGE	320.0	-	-	-
R1 - 85	-	-	VJ70-GT	3510359 R1	0.79	18.0	Thin Wall XLPE Primary Cable	WHITE	1935.0	-	-	-
R1 - 85	-	-	VG70-GT	3510359 R1	0.79	18.0	Thin Wall XLPE Primary Cable	WHITE	1935.0	-	-	-

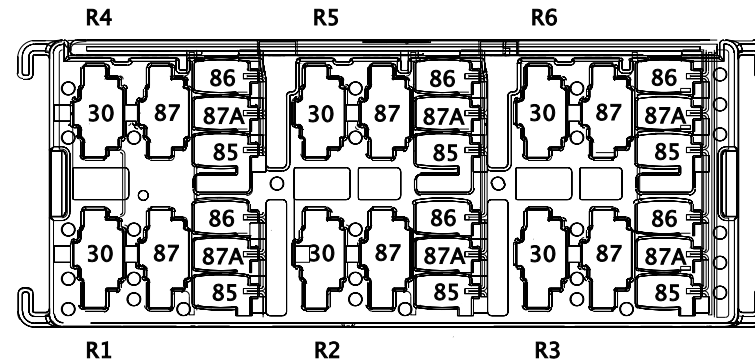
Name	Terminal Part Number	V-Min	Name	Wire Part Number	Wire CSA	Wire Spec	Wire Material description	Wire Color Description	Wire Length	End2 Terminal Part Number	End2 Pin Name	End2 Connector
R1 - 86	-	-	VG70D	3510317 R1	0.79	18.0	Thin Wall XLPE Primary Cable	ORANGE	2350.0	-	F15	J4-1601
R1 - 86	-	-	VJ70DA	3510317 R1	0.79	18.0	Thin Wall XLPE Primary Cable	ORANGE	365.0	-	X	-
R1 - 87	-	-	TJ70ET	3510369 R1	4.81	10.0	Thin Wall XLPE Primary Cable	RED	1195.0	-	X	-
R1 - 87	-	-	TK70T	3510320 R1	3.01	12.0	Thin Wall XLPE Primary Cable	ORANGE	2315.0	-	9	1701
R2 - 30	-	-	AA82P	3510312 R1	1.16	16.0	Thin Wall XLPE Primary Cable	GREY	0.0	-	R5 - 30	1011
R2 - 85	-	-	AA82M	3510312 R1	1.16	16.0	Thin Wall XLPE Primary Cable	GREY	225.0	-	X	-
R2 - 86	-	-	AA82F	3510311 R1	0.79	18.0	Thin Wall XLPE Primary Cable	GREY	2350.0	-	E7	J4-1601
R2 - 87	-	-	AA82E	3510312 R1	1.16	16.0	Thin Wall XLPE Primary Cable	GREY	225.0	-	X	-

Name	Terminal Part Number	V-Min	Name	Wire Part Number	Wire CSA	Wire Spec	Wire Material description	Wire Color Description	Wire Length	End2 Terminal Part Number	End2 Pin Name	End2 Connect or
R2 - 87A	-	-	AA82J	3510312 R1	1.16	16.0	Thin Wall XLPE Primary Cable	GREY	3410.0	-	72	1703M
R3 - 30	-	-	GZ92#10 3B	3510329 R1	0.79	18.0	Thin Wall XLPE Primary Cable	TAN	1055.0	-	X	-
R3 - 30	-	-	GX92#10 3B	3510329 R1	0.79	18.0	Thin Wall XLPE Primary Cable	TAN	3410.0	-	55	1703M
R3 - 85	-	-	VA92#11 7B	3510329 R1	0.79	18.0	Thin Wall XLPE Primary Cable	TAN	2750.0	-	-	-
R3 - 86	-	-	VA92#11 7A	3510329 R1	0.79	18.0	Thin Wall XLPE Primary Cable	TAN	2350.0	-	E16	J4-1601
R3 - 87	-	-	VA92#11 7C	3510329 R1	0.79	18.0	Thin Wall XLPE Primary Cable	TAN	3410.0	-	43	1703M
R5 - 30	-	-	AA82P	3510312 R1	1.16	16.0	Thin Wall XLPE Primary Cable	GREY	0.0	-	R2 - 30	1011
R5 - 85	-	-	AA82N	3510311 R1	0.79	18.0	Thin Wall XLPE Primary Cable	GREY	225.0	-	X	-

Name	Terminal Part Number	V-Min	Name	Wire Part Number	Wire CSA	Wire Spec	Wire Material description	Wire Color Description	Wire Length	End2 Terminal Part Number	End2 Pin Name	End2 Connector
R5 - 86	-	-	AA82H	3510311 R1	0.79	18.0	Thin Wall XLPE Primary Cable	GREY	2350.0	-	E6	J4-1601
R5 - 87	-	-	AA82K	3510312 R1	1.16	16.0	Thin Wall XLPE Primary Cable	GREY	3410.0	-	69	1703M
R5 - 87A	-	-	AA82L	3510312 R1	1.16	16.0	Thin Wall XLPE Primary Cable	GREY	3410.0	-	70	1703M
R6 - 30	-	-	KM18	3510312 R1	1.16	16.0	Thin Wall XLPE Primary Cable	GREY	1135.0	-	X	-
R6 - 30	-	-	KK18	3510312 R1	1.16	16.0	Thin Wall XLPE Primary Cable	GREY	1135.0	-	X	-
R6 - 85	-	-	KM18E	3510311 R1	0.79	18.0	Thin Wall XLPE Primary Cable	GREY	2350.0	-	F12	J4-1601
R6 - 85	-	-	KK18A	3510311 R1	0.79	18.0	Thin Wall XLPE Primary Cable	GREY	2350.0	-	F12	J4-1601
R6 - 86	-	-	KK18-GB	3510359 R1	0.79	18.0	Thin Wall XLPE Primary Cable	WHITE	1935.0	-	-	-

Name	Terminal Part Number	V-Min	Name	Wire Part Number	Wire CSA	Wire Spec	Wire Material description	Wire Color Description	Wire Length	End2 Terminal Part Number	End2 Pin Name	End2 Connector
R6 - 86	-	-	KM18-GB	3510359 R1	0.79	18.0	Thin Wall XLPE Primary Cable	WHITE	1935.0	-	-	-
R6 - 87	-	-	KK18V	3510312 R1	1.16	16.0	Thin Wall XLPE Primary Cable	GREY	365.0	-	-	-
R6 - 87	-	-	KM18V	3510312 R1	1.16	16.0	Thin Wall XLPE Primary Cable	GREY	365.0	-	-	-

Connector Name 1012
 Part Number 3768010C1
 Instances
 B6.7 - Back-Up Alarm (Automatic) W/ Tailboard:Diagram1
 B6.7 - Back-Up Alarm (Automatic) W/O Tailboard:Diagram1
 B6.7 - Backup Light(Single Reverse Light) Allison
 3K/4K:Diagram1-Combination1
 B6.7 - Backup Light(Single Reverse Light) Allison
 3K/4K:Diagram1-Combination2
 B6.7 - WORK LIGHT W BackUP 1 BULB:Diagram1-
 Combination1
 B6.7 - WORK LIGHT W BackUP 1 BULB:Diagram1-
 Combination2
 L9 - Back-Up Alarm (Automatic) W/ Tailboard:Diagram1
 L9 - Back-Up Alarm (Automatic) W/O Tailboard:Diagram1
 L9 - Backup Light (Single Reverse Light) Allison 3K/4K
 07:Diagram1-Combination1
 L9 - Backup Light (Single Reverse Light) Allison 3K/4K
 07:Diagram1-Combination2
 L9 - Body Builder Lighting - Combined Turn and Stop Lamps
 (Automatic):Diagram1-Combination1
 L9 - Body Builder Lighting - Combined Turn and Stop Lamps
 (Automatic):Diagram1-Combination2
 L9 - Body Builder Lighting - Combined Turn and Stop Lamps
 (Manual) Option2:Diagram1-Combination1
 L9 - Body Builder Lighting - Combined Turn and Stop Lamps
 (Manual) Option2:Diagram1-Combination2
 L9 - Remote Start/Stop w/ Emergency Pump:Diagram1
 L9 - WORK LIGHT W BackUP 1 BULB Option2:Diagram1-
 Combination1
 L9 - WORK LIGHT W BackUP 1 BULB Option2:Diagram1-
 Combination2



Mates RLY-REV_ALARM/LT-3009-01-0 1A

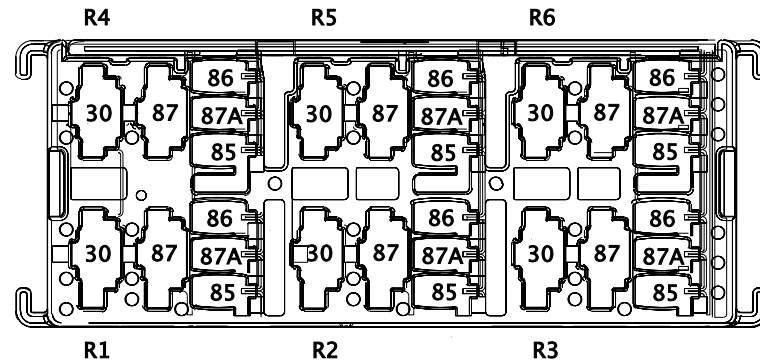
Name	Terminal Part Number	V-Min	Name	Wire Part Number	Wire CSA	Wire Spec	Wire Material description	Wire Color Description	Wire Length	End2 Terminal Part Number	End2 Pin Name	End2 Connector
R2 - 30	-	-	ZC71A	3510317 R1	0.79	18.0	Thin Wall XLPE Primary Cable	ORANGE	240.0	-	X	-

Name	Terminal Part Number	V-Min	Name	Wire Part Number	Wire CSA	Wire Spec	Wire Material description	Wire Color Description	Wire Length	End2 Terminal Part Number	End2 Pin Name	End2 Connector
R2 - 30	-	-	ZJ71A	3510317 R1	0.79	18.0	Thin Wall XLPE Primary Cable	ORANGE	120.0	-	X	-
R2 - 85	-	-	ZC92#16 5A	3510329 R1	0.79	18.0	Thin Wall XLPE Primary Cable	TAN	3505.0	-	45	1703M
R2 - 85	-	-	ZJ92#16 5A	3510329 R1	0.79	18.0	Thin Wall XLPE Primary Cable	TAN	3505.0	-	45	1703M
R2 - 86	-	-	ZC71B	3510359 R1	0.79	18.0	Thin Wall XLPE Primary Cable	WHITE	240.0	-	X	-
R2 - 86	-	-	ZJ71B	3510359 R1	0.79	18.0	Thin Wall XLPE Primary Cable	WHITE	120.0	-	X	-
R2 - 87	-	-	ZJ71AB	3510318 R1	1.16	16.0	Thin Wall XLPE Primary Cable	ORANGE	1805.0	-	-	-
R2 - 87	-	-	ZC71BA	3510318 R1	1.16	16.0	Thin Wall XLPE Primary Cable	ORANGE	2410.0	-	-	-
R2 - 87	-	-	ZL71AC	3510318 R1	1.16	16.0	Thin Wall XLPE Primary Cable	ORANGE	1805.0	-	-	-

Name	Terminal Part Number	V-Min	Name	Wire Part Number	Wire CSA	Wire Spec	Wire Material description	Wire Color Description	Wire Length	End2 Terminal Part Number	End2 Pin Name	End2 Connector
R2 - 87	-	-	ZC71BA	3510318 R1	1.16	16.0	Thin Wall XLPE Primary Cable	ORANGE	2410.0	-	1	1701F
R5 - 30	-	-	VJ70JA	3510320 R1	3.01	12.0	Thin Wall XLPE Primary Cable	ORANGE	495.0	-	-	-
R5 - 30	-	-	VN70JA	3510320 R1	3.01	12.0	Thin Wall XLPE Primary Cable	ORANGE	495.0	-	-	-
R5 - 85	-	-	VN70-GV	3510359 R1	0.79	18.0	Thin Wall XLPE Primary Cable	WHITE	2030.0	-	-	-
R5 - 85	-	-	VJ70-GV	3510359 R1	0.79	18.0	Thin Wall XLPE Primary Cable	WHITE	2030.0	-	-	-
R5 - 86	-	-	VN70D	3510317 R1	0.79	18.0	Thin Wall XLPE Primary Cable	ORANGE	2445.0	-	F15	J4-1601
R5 - 86	-	-	VJ70DB	3510317 R1	0.79	18.0	Thin Wall XLPE Primary Cable	ORANGE	460.0	-	X	-
R5 - 87	-	-	VQ70TA	3510320 R1	3.01	12.0	Thin Wall XLPE Primary Cable	ORANGE	1410.0	-	X	-

Name	Terminal Part Number	V-Min	Name	Wire Part Number	Wire CSA	Wire Spec	Wire Material description	Wire Color Description	Wire Length	End2 Terminal Part Number	End2 Pin Name	End2 Connect or
R5 - 87	-	-	VL70TA	3510320 R1	3.01	12.0	Thin Wall XLPE Primary Cable	ORANGE	2410.0	-	72	1701
R5 - 87	-	-	VS70TA	3510320 R1	3.01	12.0	Thin Wall XLPE Primary Cable	ORANGE	2410.0	-	72	1701
R6 - 30	-	-	LJ104DA	3510354 R1	1.16	16.0	Thin Wall XLPE Primary Cable	DARK BLUE	460.0	-	-	-
R6 - 85	-	-	LJ104DC	3510353 R1	0.79	18.0	Thin Wall XLPE Primary Cable	DARK BLUE	2445.0	-	E1	J4-1601
R6 - 86	-	-	DF13DU	3510311 R1	0.79	18.0	Thin Wall XLPE Primary Cable	GREY	390.0	-	-	-
R6 - 87	-	-	LJ104DB	3510354 R1	1.16	16.0	Thin Wall XLPE Primary Cable	DARK BLUE	2410.0	-	44	1701

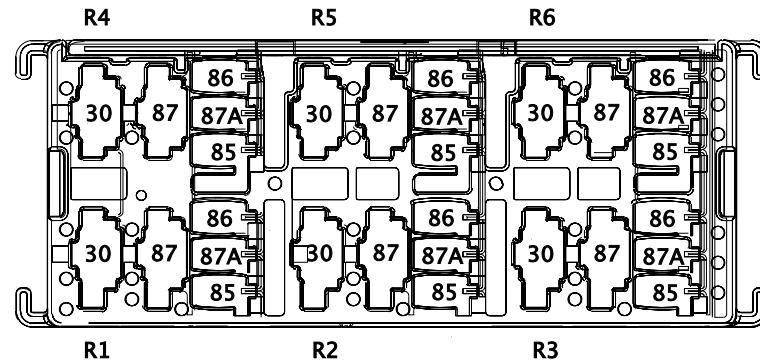
Connector Name 1013
 Part Number 3768010C1
 Instances Mirrors (Heat) [Switch Pack Actuated Relay Driven]:Diagram1
 Mates PDB



Name	Terminal Part Number	V-Min	Name	Wire Part Number	Wire CSA	Wire Spec	Wire Material description	Wire Color Description	Wire Length	End2 Terminal Part Number	End2 Pin Name	End2 Connector
R1 - 30	-	-	RF78RP	3510300 R1	1.16	16.0	Thin Wall XLPE Primary Cable	LIGHT GREEN	490.0	-	-	-
R1 - 85	-	-	RF78RG	3510359 R1	0.79	18.0	Thin Wall XLPE Primary Cable	WHITE	2045.0	-	-	-
R1 - 86	-	-	RP78RC	3510299 R1	0.79	18.0	Thin Wall XLPE Primary Cable	LIGHT GREEN	2460.0	-	F13	J4-1601
R1 - 86	-	-	RN78RE	3510299 R1	0.79	18.0	Thin Wall XLPE Primary Cable	LIGHT GREEN	215.0	-	X	-

Name	Terminal Part Number	V-Min	Name	Wire Part Number	Wire CSA	Wire Spec	Wire Material description	Wire Color Description	Wire Length	End2 Terminal Part Number	End2 Pin Name	End2 Connector
R1 - 87	-	-	RF78	3510300 R1	1.16	16.0	Thin Wall XLPE Primary Cable	LIGHT GREEN	2150.0	-	X	-

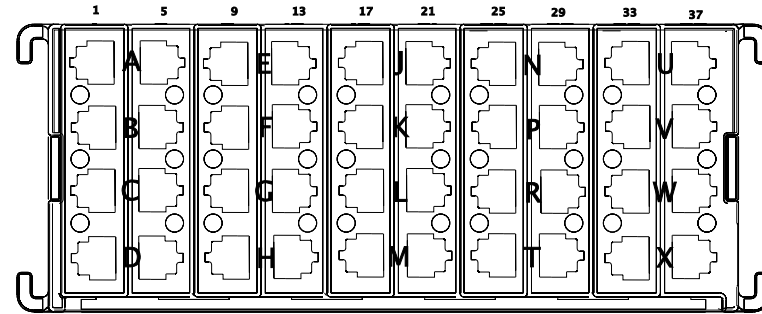
Connector Name 1014
 Part Number 3768010C1
 Instances B6.7 - Grid Management (CA2) Day Cab:Diagram1
 L9 - Grid Management (CA2) Day Cab:Diagram1
 Mates PDB



Name	Terminal Part Number	V-Min	Name	Wire Part Number	Wire CSA	Wire Spec	Wire Material description	Wire Color Description	Wire Length	End2 Terminal Part Number	End2 Pin Name	End2 Connector
R4 - 30	-	-	CD14DB	3510369 R1	4.81	10.0	Thin Wall XLPE Primary Cable	RED	580.0	-	X	-
R4 - 85	-	-	AE11-GY	3510359 R1	0.79	18.0	Thin Wall XLPE Primary Cable	WHITE	1380.0	-	X	-
R4 - 85	-	-	AD11-GY	3510359 R1	0.79	18.0	Thin Wall XLPE Primary Cable	WHITE	1380.0	-	X	-
R4 - 86	-	-	DE13DF	3510323 R1	0.79	18.0	Thin Wall XLPE Primary Cable	PINK	420.0	-	X	-

Name	Terminal Part Number	V-Min	Name	Wire Part Number	Wire CSA	Wire Spec	Wire Material description	Wire Color Description	Wire Length	End2 Terminal Part Number	End2 Pin Name	End2 Connector
R4 - 86	-	-	DF13DF	3510323 R1	0.79	18.0	Thin Wall XLPE Primary Cable	PINK	420.0	-	X	-
R4 - 87	-	-	DJ13DG	3510326 R1	3.01	12.0	Thin Wall XLPE Primary Cable	PINK	525.0	-	-	-

Connector Name 1015
 Part Number 3768015C1
 Instances Key Switch Ignition:Diagram 1
 Mates PDB



Name	Terminal Part Number	V-Min	Name	Wire Part Number	Wire CSA	Wire Spec	Wire Material description	Wire Color Description	Wire Length	End2 Terminal Part Number	End2 Pin Name	End2 Connector
2	-	-	DJ13DJ	3510326 R1	3.01	12.0	Thin Wall XLPE Primary Cable	PINK	230.0	-	X	-
5	-	-	MQ13EE	3510324 R1	1.16	16.0	Thin Wall XLPE Primary Cable	PINK	4955.0	-	-	-
5	-	-	MM13EE	3510323 R1	0.79	18.0	Thin Wall XLPE Primary Cable	PINK	4955.0	-	-	-
5	-	-	MK13TS	3510322 R1	0.53	20.0	Thin Wall XLPE Primary Cable	PINK	2170.0	-	-	-

Name	Terminal Part Number	V-Min	Name	Wire Part Number	Wire CSA	Wire Spec	Wire Material description	Wire Color Description	Wire Length	End2 Terminal Part Number	End2 Pin Name	End2 Connector
5	-	-	VW13EE	3510324 R1	1.16	16.0	Thin Wall XLPE Primary Cable	PINK	5005.0	-	-	-
6	-	-	HE87MB	3510311 R1	0.79	18.0	Thin Wall XLPE Primary Cable	GREY	2525.0	-	-	-
6	-	-	HJ87KA	3510311 R1	0.79	18.0	Thin Wall XLPE Primary Cable	GREY	2445.0	-	-	-
8	-	-	WD44Y	3510312 R1	1.16	16.0	Thin Wall XLPE Primary Cable	GREY	2445.0	-	-	-
10	-	-	DJ13DK	3510326 R1	3.01	12.0	Thin Wall XLPE Primary Cable	PINK	230.0	-	X	-
13	-	-	KR59J	3510311 R1	0.79	18.0	Thin Wall XLPE Primary Cable	GREY	2840.0	-	-	-
13	-	-	KT59JB	3510311 R1	0.79	18.0	Thin Wall XLPE Primary Cable	GREY	290.0	-	-	-
13	-	-	KS59JB	3510311 R1	0.79	18.0	Thin Wall XLPE Primary Cable	GREY	290.0	-	-	-

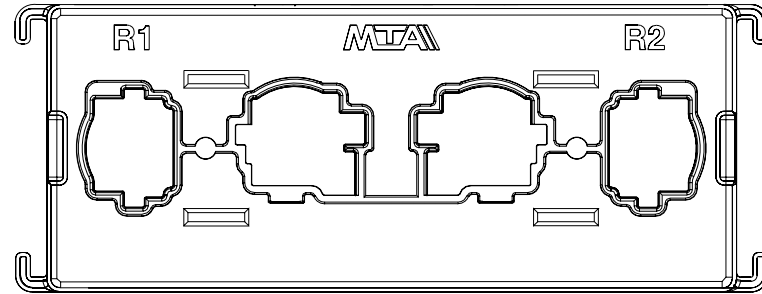
Name	Terminal Part Number	V-Min	Name	Wire Part Number	Wire CSA	Wire Spec	Wire Material description	Wire Color Description	Wire Length	End2 Terminal Part Number	End2 Pin Name	End2 Connector
13	-	-	KU59JB	3510311 R1	0.79	18.0	Thin Wall XLPE Primary Cable	GREY	290.0	-	-	-
15	-	-	ZA71BB	3510318 R1	1.16	16.0	Thin Wall XLPE Primary Cable	ORANGE	3620.0	-	-	-
15	-	-	ZH71AA	3510318 R1	1.16	16.0	Thin Wall XLPE Primary Cable	ORANGE	3620.0	-	-	-
15	-	-	ZJ71	3510318 R1	1.16	16.0	Thin Wall XLPE Primary Cable	ORANGE	355.0	-	-	-
15	-	-	ZC71	3510318 R1	1.16	16.0	Thin Wall XLPE Primary Cable	ORANGE	355.0	-	-	-
16	-	-	AB13D	3510323 R1	0.79	18.0	Thin Wall XLPE Primary Cable	PINK	2570.0	-	-	-
16	-	-	AC13D	3510323 R1	0.79	18.0	Thin Wall XLPE Primary Cable	PINK	1115.0	-	-	-
18	-	-	DJ13DL	3510326 R1	3.01	12.0	Thin Wall XLPE Primary Cable	PINK	230.0	-	X	-

Name	Terminal Part Number	V-Min	Name	Wire Part Number	Wire CSA	Wire Spec	Wire Material description	Wire Color Description	Wire Length	End2 Terminal Part Number	End2 Pin Name	End2 Connector
21	-	-	SJ86P	3510300 R1	1.16	16.0	Thin Wall XLPE Primary Cable	LIGHT GREEN	2455.0	-	-	-
21	-	-	SL86P	3510300 R1	1.16	16.0	Thin Wall XLPE Primary Cable	LIGHT GREEN	2455.0	-	-	-
21	-	-	SH86P	3510300 R1	1.16	16.0	Thin Wall XLPE Primary Cable	LIGHT GREEN	5440.0	-	-	-
21	-	-	SK86P	3510300 R1	1.16	16.0	Thin Wall XLPE Primary Cable	LIGHT GREEN	5440.0	-	-	-
23	-	-	AA13EA	3510323 R1	0.79	18.0	Thin Wall XLPE Primary Cable	PINK	1965.0	-	-	-
24	-	-	UN92YD	3510330 R1	1.16	16.0	Thin Wall XLPE Primary Cable	TAN	1470.0	-	-	-
26	-	-	DJ13DM	3510326 R1	3.01	12.0	Thin Wall XLPE Primary Cable	PINK	230.0	-	X	-
29	-	-	YD67A	3510324 R1	1.16	16.0	Thin Wall XLPE Primary Cable	PINK	2200.0	-	-	-

Name	Terminal Part Number	V-Min	Name	Wire Part Number	Wire CSA	Wire Spec	Wire Material description	Wire Color Description	Wire Length	End2 Terminal Part Number	End2 Pin Name	End2 Connector
29	-	-	YC67A	3510324 R1	1.16	16.0	Thin Wall XLPE Primary Cable	PINK	2445.0	-	-	-
29	-	-	YA67A	3510324 R1	1.16	16.0	Thin Wall XLPE Primary Cable	PINK	2445.0	-	-	-
30	-	-	KH39A	3510312 R1	1.16	16.0	Thin Wall XLPE Primary Cable	GREY	2525.0	-	-	-
31	-	-	LL13B	3510324 R1	1.16	16.0	Thin Wall XLPE Primary Cable	PINK	375.0	-	-	-
32	-	-	MA97F	3510348 R1	1.16	16.0	Thin Wall XLPE Primary Cable	VIOLET	3620.0	-	-	-
34	-	-	DJ13DN	3510326 R1	3.01	12.0	Thin Wall XLPE Primary Cable	PINK	230.0	-	X	-
37	-	-	XA94V	3510311 R1	0.79	18.0	Thin Wall XLPE Primary Cable	GREY	3315.0	-	-	-
37	-	-	XT90E	3510311 R1	0.79	18.0	Thin Wall XLPE Primary Cable	GREY	1205.0	-	-	-

Name	Terminal Part Number	V-Min	Name	Wire Part Number	Wire CSA	Wire Spec	Wire Material description	Wire Color Description	Wire Length	End2 Terminal Part Number	End2 Pin Name	End2 Connect or
37	-	-	XE94V	2643782 R1	1.91	14.0	Std. Wall XLPE Primary Cable	GREY	3430.0	-	-	-
37	-	-	XU90E	3510311 R1	0.79	18.0	Thin Wall XLPE Primary Cable	GREY	2525.0	-	-	-
38	-	-	KH39	3510312 R1	1.16	16.0	Thin Wall XLPE Primary Cable	GREY	2525.0	-	-	-
39	-	-	YB67TA	3510323 R1	0.79	18.0	Thin Wall XLPE Primary Cable	PINK	2525.0	-	-	-

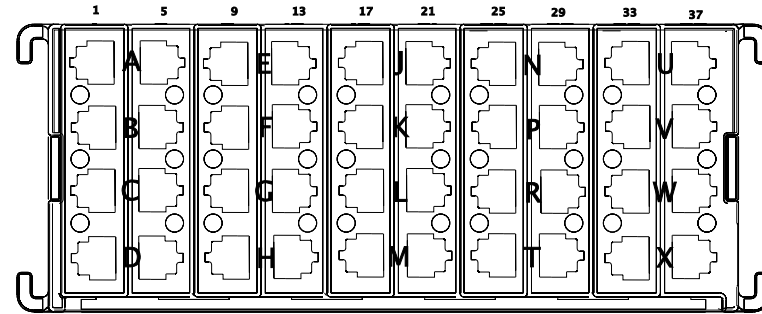
Connector Name 1016
 Part Number 4100070C1
 Instances B6.7 - Grid Management (CA2) Day Cab:Diagram1
 L9 - Grid Management (CA2) Day Cab:Diagram1
 Mates PDB



Name	Terminal Part Number	V-Min	Name	Wire Part Number	Wire CSA	Wire Spec	Wire Material description	Wire Color Description	Wire Length	End2 Terminal Part Number	End2 Pin Name	End2 Connector
R1 - 30	-	-	CD14DC	3525611 R1	7.48	8.0	Thin Wall XLPE Primary Cable	RED	685.0	-	X	-
R1 - 87	-	-	CD14CA	3525611 R1	7.48	8.0	Thin Wall XLPE Primary Cable	RED	455.0	-	-	-
R2 - 30	-	-	CD14C	3525611 R1	7.48	8.0	Thin Wall XLPE Primary Cable	RED	685.0	-	X	-
R2 - 85	-	-	AE11-GZ	3510359 R1	0.79	18.0	Thin Wall XLPE Primary Cable	WHITE	1485.0	-	X	-

Name	Terminal Part Number	V-Min	Name	Wire Part Number	Wire CSA	Wire Spec	Wire Material description	Wire Color Description	Wire Length	End2 Terminal Part Number	End2 Pin Name	End2 Connector
R2 - 85	-	-	AD11-GZ	3510359 R1	0.79	18.0	Thin Wall XLPE Primary Cable	WHITE	1485.0	-	X	-
R2 - 86	-	-	DE13DE	3510323 R1	0.79	18.0	Thin Wall XLPE Primary Cable	PINK	525.0	-	X	-
R2 - 86	-	-	DF13DE	3510323 R1	0.79	18.0	Thin Wall XLPE Primary Cable	PINK	525.0	-	X	-
R2 - 87	-	-	DJ13DH	3525611 R1	7.48	8.0	Thin Wall XLPE Primary Cable	RED	170.0	-	-	-

Connector Name 1017
 Part Number 3768015C1
 Instances Battery Feed:Diagram 1
 Key Switch Accessory:Diagram 1
 Key Switch Ignition:Diagram 1
 Mates PDB



Name	Terminal Part Number	V-Min	Name	Wire Part Number	Wire CSA	Wire Spec	Wire Material description	Wire Color Description	Wire Length	End2 Terminal Part Number	End2 Pin Name	End2 Connector
1	-	-	CD14CG	3510368 R1	3.01	12.0	Thin Wall XLPE Primary Cable	RED	140.0	-	X	-
2	-	-	CD14CH	3510368 R1	3.01	12.0	Thin Wall XLPE Primary Cable	RED	140.0	-	X	-
3	-	-	EH12J	3510341 R1	0.79	18.0	Thin Wall XLPE Primary Cable	LIGHT BLUE	120.0	-	X	-
3	-	-	EJ12J	3510341 R1	0.79	18.0	Thin Wall XLPE Primary Cable	LIGHT BLUE	120.0	-	X	-

Name	Terminal Part Number	V-Min	Name	Wire Part Number	Wire CSA	Wire Spec	Wire Material description	Wire Color Description	Wire Length	End2 Terminal Part Number	End2 Pin Name	End2 Connector
4	-	-	CD14AG	3510368 R1	3.01	12.0	Thin Wall XLPE Primary Cable	RED	280.0	-	X	-
5	-	-	NP14DCE	2643759 R1	0.79	18.0	Std. Wall XLPE Primary Cable	RED	810.0	-	-	-
6	-	-	QF14A	3510368 R1	3.01	12.0	Thin Wall XLPE Primary Cable	RED	4870.0	-	-	-
6	-	-	QE14A	3510368 R1	3.01	12.0	Thin Wall XLPE Primary Cable	RED	3556.0	-	-	-
8	-	-	TJ14NS	3510296 R1	3.01	12.0	Thin Wall XLPE Primary Cable	BLACK	2050.0	-	-	-
10	-	-	CD14CB	3510368 R1	3.01	12.0	Thin Wall XLPE Primary Cable	RED	140.0	-	X	-
13	-	-	NE14A	3510322 R1	0.53	20.0	Thin Wall XLPE Primary Cable	PINK	2030.0	-	-	-
14	-	-	JB86C	3510301 R1	1.91	14.0	Thin Wall XLPE Primary Cable	LIGHT GREEN	1270.0	-	-	-

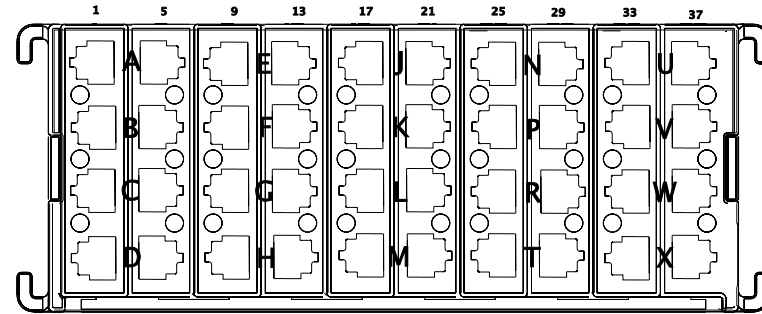
Name	Terminal Part Number	V-Min	Name	Wire Part Number	Wire CSA	Wire Spec	Wire Material description	Wire Color Description	Wire Length	End2 Terminal Part Number	End2 Pin Name	End2 Connector
15	-	-	AA63BD	3510353 R1	0.79	18.0	Thin Wall XLPE Primary Cable	DARK BLUE	2275.0	-	-	-
16	-	-	MH26D	2643676 R1	0.79	18.0	Std. Wall XLPE Primary Cable	TAN	3445.0	-	-	-
16	-	-	MJ26D	2643676 R1	0.79	18.0	Std. Wall XLPE Primary Cable	TAN	3445.0	-	-	-
17	-	-	CD14CC	3510368 R1	3.01	12.0	Thin Wall XLPE Primary Cable	RED	140.0	-	X	-
18	-	-	CD14CD	3510368 R1	3.01	12.0	Thin Wall XLPE Primary Cable	RED	140.0	-	X	-
19	-	-	CD14CE	3510368 R1	3.01	12.0	Thin Wall XLPE Primary Cable	RED	140.0	-	X	-
20	-	-	CD14CF	3510368 R1	3.01	12.0	Thin Wall XLPE Primary Cable	RED	140.0	-	X	-
21	-	-	KL18V	3510312 R1	1.16	16.0	Thin Wall XLPE Primary Cable	GREY	365.0	-	-	-

Name	Terminal Part Number	V-Min	Name	Wire Part Number	Wire CSA	Wire Spec	Wire Material description	Wire Color Description	Wire Length	End2 Terminal Part Number	End2 Pin Name	End2 Connect or
21	-	-	KM18V	3510312 R1	1.16	16.0	Thin Wall XLPE Primary Cable	GREY	365.0	-	-	-
21	-	-	KK18V	3510312 R1	1.16	16.0	Thin Wall XLPE Primary Cable	GREY	365.0	-	-	-
23	-	-	JA84	3510301 R1	1.91	14.0	Thin Wall XLPE Primary Cable	LIGHT GREEN	1420.0	-	-	-
25	-	-	EH12H	3510342 R1	1.16	16.0	Thin Wall XLPE Primary Cable	LIGHT BLUE	120.0	-	X	-
25	-	-	EJ12H	3510342 R1	1.16	16.0	Thin Wall XLPE Primary Cable	LIGHT BLUE	120.0	-	X	-
26	-	-	EH12E	3510341 R1	0.79	18.0	Thin Wall XLPE Primary Cable	LIGHT BLUE	120.0	-	X	-
26	-	-	EJ12E	3510341 R1	0.79	18.0	Thin Wall XLPE Primary Cable	LIGHT BLUE	120.0	-	X	-
27	-	-	EH12F	3510344 R1	3.01	12.0	Thin Wall XLPE Primary Cable	LIGHT BLUE	120.0	-	X	-

Name	Terminal Part Number	V-Min	Name	Wire Part Number	Wire CSA	Wire Spec	Wire Material description	Wire Color Description	Wire Length	End2 Terminal Part Number	End2 Pin Name	End2 Connector
27	-	-	EJ12F	3510344 R1	3.01	12.0	Thin Wall XLPE Primary Cable	LIGHT BLUE	120.0	-	X	-
28	-	-	EH12G	3510342 R1	1.16	16.0	Thin Wall XLPE Primary Cable	LIGHT BLUE	120.0	-	X	-
28	-	-	EJ12G	3510342 R1	1.16	16.0	Thin Wall XLPE Primary Cable	LIGHT BLUE	120.0	-	X	-
29	-	-	ZR12ZA	3510341 R1	0.79	18.0	Thin Wall XLPE Primary Cable	LIGHT BLUE	1220.0	-	-	-
30	-	-	SM86AE	3510299 R1	0.79	18.0	Thin Wall XLPE Primary Cable	LIGHT GREEN	1900.0	-	-	-
31	-	-	SM86F	3510299 R1	0.79	18.0	Thin Wall XLPE Primary Cable	LIGHT GREEN	2275.0	-	-	-
32	-	-	NC12B	3510340 R1	0.53	20.0	Thin Wall XLPE Primary Cable	LIGHT BLUE	2030.0	-	-	-
34	-	-	DJ13DT	3510326 R1	3.01	12.0	Thin Wall XLPE Primary Cable	PINK	425.0	-	X	-

Name	Terminal Part Number	V-Min	Name	Wire Part Number	Wire CSA	Wire Spec	Wire Material description	Wire Color Description	Wire Length	End2 Terminal Part Number	End2 Pin Name	End2 Connector
37	-	-	PB97DF	3510347 R1	0.79	18.0	Thin Wall XLPE Primary Cable	VIOLET	3445.0	-	-	-
38	-	-	RM78AA	3510300 R1	1.16	16.0	Thin Wall XLPE Primary Cable	LIGHT GREEN	490.0	-	-	-
38	-	-	RL78AA	3510300 R1	1.16	16.0	Thin Wall XLPE Primary Cable	LIGHT GREEN	490.0	-	-	-
39	-	-	JE13U	3510322 R1	0.53	20.0	Thin Wall XLPE Primary Cable	PINK	1270.0	-	-	-
39	-	-	JC13UC	3510322 R1	0.53	20.0	Thin Wall XLPE Primary Cable	PINK	1520.0	-	-	-

Connector Name 1018
 Part Number 3768015C1
 Instances Battery Feed:Diagram 1
 Key Switch Ignition:Diagram 1
 Mates PDB



Name	Terminal Part Number	V-Min	Name	Wire Part Number	Wire CSA	Wire Spec	Wire Material description	Wire Color Description	Wire Length	End2 Terminal Part Number	End2 Pin Name	End2 Connector
2	-	-	CD14BG	3510368 R1	3.01	12.0	Thin Wall XLPE Primary Cable	RED	150.0	-	X	-
3	-	-	CD14BD	3510368 R1	3.01	12.0	Thin Wall XLPE Primary Cable	RED	150.0	-	X	-
4	-	-	CD14BE	3510368 R1	3.01	12.0	Thin Wall XLPE Primary Cable	RED	150.0	-	X	-
6	-	-	JD86C2	3510301 R1	1.91	14.0	Thin Wall XLPE Primary Cable	LIGHT GREEN	1395.0	-	-	-

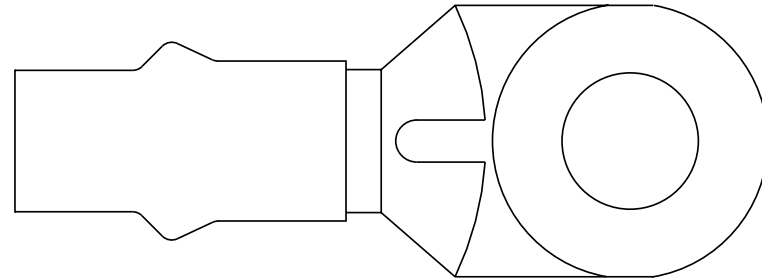
Name	Terminal Part Number	V-Min	Name	Wire Part Number	Wire CSA	Wire Spec	Wire Material description	Wire Color Description	Wire Length	End2 Terminal Part Number	End2 Pin Name	End2 Connector
7	-	-	LL14G	3510366 R1	1.16	16.0	Thin Wall XLPE Primary Cable	RED	290.0	-	-	-
8	-	-	XT40A	3510313 R1	1.91	14.0	Thin Wall XLPE Primary Cable	GREY	2235.0	-	-	-
10	-	-	CD14CJ	3510368 R1	3.01	12.0	Thin Wall XLPE Primary Cable	RED	455.0	-	X	-
11	-	-	CD14BB	3510368 R1	3.01	12.0	Thin Wall XLPE Primary Cable	RED	150.0	-	X	-
12	-	-	CD14BC	3510368 R1	3.01	12.0	Thin Wall XLPE Primary Cable	RED	150.0	-	X	-
14	-	-	VN70JA	3510320 R1	3.01	12.0	Thin Wall XLPE Primary Cable	ORANGE	495.0	-	-	-
14	-	-	VJ70JA	3510320 R1	3.01	12.0	Thin Wall XLPE Primary Cable	ORANGE	495.0	-	-	-
15	-	-	RD81D	3510368 R1	3.01	12.0	Thin Wall XLPE Primary Cable	RED	3945.0	-	-	-

Name	Terminal Part Number	V-Min	Name	Wire Part Number	Wire CSA	Wire Spec	Wire Material description	Wire Color Description	Wire Length	End2 Terminal Part Number	End2 Pin Name	End2 Connector
16	-	-	RD81DA	3510368 R1	3.01	12.0	Thin Wall XLPE Primary Cable	RED	3945.0	-	-	-
18	-	-	CD14BA	3510368 R1	3.01	12.0	Thin Wall XLPE Primary Cable	RED	150.0	-	X	-
21	-	-	AA73C	3510298 R1	0.53	20.0	Thin Wall XLPE Primary Cable	LIGHT GREEN	1285.0	-	-	-
22	-	-	RK78E	3510301 R1	1.91	14.0	Thin Wall XLPE Primary Cable	LIGHT GREEN	525.0	-	-	-
24	-	-	JC84C	3510301 R1	1.91	14.0	Thin Wall XLPE Primary Cable	LIGHT GREEN	1715.0	-	-	-
24	-	-	JE14UA	3510301 R1	1.91	14.0	Thin Wall XLPE Primary Cable	LIGHT GREEN	1465.0	-	-	-
26	-	-	DJ13DP	3510326 R1	3.01	12.0	Thin Wall XLPE Primary Cable	PINK	250.0	-	X	-
29	-	-	HR13X	3510324 R1	1.16	16.0	Thin Wall XLPE Primary Cable	PINK	2175.0	-	-	-

Name	Terminal Part Number	V-Min	Name	Wire Part Number	Wire CSA	Wire Spec	Wire Material description	Wire Color Description	Wire Length	End2 Terminal Part Number	End2 Pin Name	End2 Connector
30	-	-	QL13A	3510365 R1	0.79	18.0	Thin Wall XLPE Primary Cable	RED	1575.0	-	-	-
30	-	-	QU14R	3510365 R1	0.79	18.0	Thin Wall XLPE Primary Cable	RED	1575.0	-	-	-
30	-	-	QD105C	3510300 R1	1.16	16.0	Thin Wall XLPE Primary Cable	LIGHT GREEN	3810.0	-	-	-
30	-	-	QC105	3510299 R1	0.79	18.0	Thin Wall XLPE Primary Cable	LIGHT GREEN	5065.0	-	-	-
30	-	-	QR13AA	3510365 R1	0.79	18.0	Thin Wall XLPE Primary Cable	RED	2595.0	-	-	-
30	-	-	QZ13R3	3510365 R1	0.79	18.0	Thin Wall XLPE Primary Cable	RED	2320.0	-	-	-
30	-	-	QS13R	3510365 R1	0.79	18.0	Thin Wall XLPE Primary Cable	RED	3010.0	-	-	-
31	-	-	NP13DCG	3510323 R1	0.79	18.0	Thin Wall XLPE Primary Cable	PINK	1035.0	-	-	-

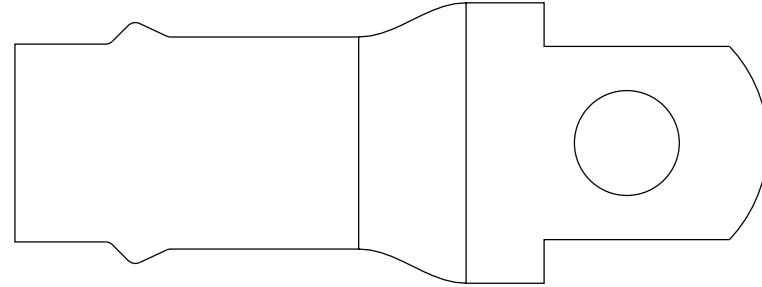
Name	Terminal Part Number	V-Min	Name	Wire Part Number	Wire CSA	Wire Spec	Wire Material description	Wire Color Description	Wire Length	End2 Terminal Part Number	End2 Pin Name	End2 Connector
32	-	-	QA13A	3510323 R1	0.79	18.0	Thin Wall XLPE Primary Cable	PINK	425.0	-	-	-
34	-	-	DJ13DG	3510326 R1	3.01	12.0	Thin Wall XLPE Primary Cable	PINK	525.0	-	-	-
38	-	-	JA13UA	3510322 R1	0.53	20.0	Thin Wall XLPE Primary Cable	PINK	1615.0	-	-	-
39	-	-	UB92#16 3A	3510324 R1	1.16	16.0	Thin Wall XLPE Primary Cable	PINK	3640.0	-	-	-
39	-	-	UD13A	2643752 R1	1.16	16.0	Std. Wall XLPE Primary Cable	PINK	3640.0	-	-	-
39	-	-	UF92#16 3B	3510330 R1	1.16	16.0	Thin Wall XLPE Primary Cable	TAN	1195.0	-	-	-
39	-	-	UL92#163	3510329 R1	0.79	18.0	Thin Wall XLPE Primary Cable	TAN	2435.0	-	-	-
40	-	-	MQ98F	3510328 R1	0.53	20.0	Thin Wall XLPE Primary Cable	TAN	1985.0	-	-	-

Connector Name 101.
 Part Number 475961C1
 Instances B6.7 - Underhood PDM:PDM - UNDERHOOD
 L9 - Underhood PDM:PDM - UNDERHOOD
 Mates UNDERHOOD PDM



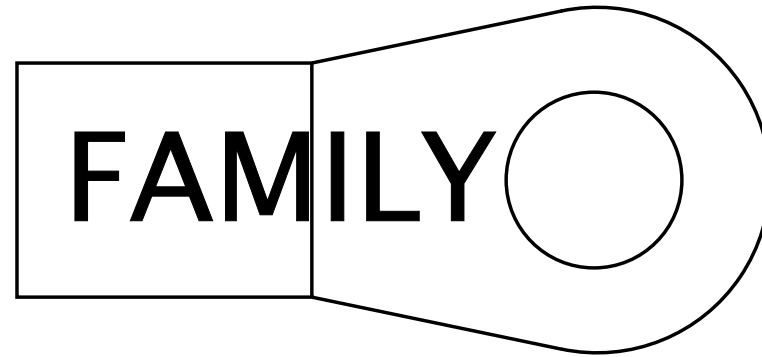
Name	Terminal Part Number	V-Min	Name	Wire Part Number	Wire CSA	Wire Spec	Wire Material description	Wire Color Description	Wire Length	End2 Terminal Part Number	End2 Pin Name	End2 Connector
A	-	-	14A	2645255 R1	18.94	4.0	SGX FLEX 125C	RED	50.0	-	PIN1	-
A	-	-	AA14A	2645255 R1	18.94	4.0	SGX FLEX 125C	RED	550.0	-	PIN1	-
A	-	-	14A	2645255 R1	18.94	4.0	SGX FLEX 125C	RED	50.0	-	X	-
A	-	-	AA14A	2645255 R1	18.94	4.0	SGX FLEX 125C	RED	550.0	-	X	-

Connector Name 101
 Part Number 3753293C1
 Instances B6.7 - Underhood PDM:PDM - UNDERHOOD
 L9 - Underhood PDM:PDM - UNDERHOOD
 Mates UNDERHOOD PDM



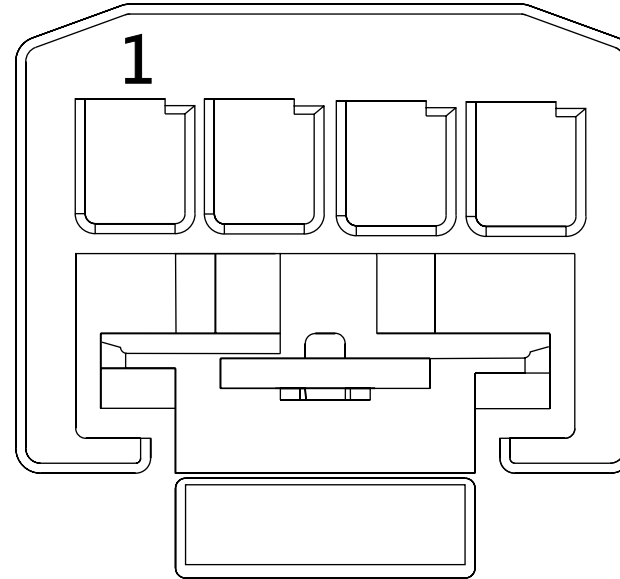
Name	Terminal Part Number	V-Min	Name	Wire Part Number	Wire CSA	Wire Spec	Wire Material description	Wire Color Description	Wire Length	End2 Terminal Part Number	End2 Pin Name	End2 Connector
A	-	-	14B	2645970 R1	101.95	0.0	SGR 125	RED	300.0	-	2	(102)

Connector Name 1020
 Part Number RING-M-8_0
 Instances L9 - Leece-Neville AVI160-210A/240A Alternator W/
 Sensor:Diagram1
 Mates DEV-Leece_Neville_AVI160_2 10A_240A_Alternator-
 4004-01-04A




Name	Terminal Part Number	V-Min	Name	Wire Part Number	Wire CSA	Wire Spec	Wire Material description	Wire Color Description	Wire Length	End2 Terminal Part Number	End2 Pin Name	End2 Connector
A	-	-	WD2-G	2645934 R1	39.43	1.0	SGR 125	BLACK	2805.0	-	1	1200

Connector Name 1020
 Part Number 4063041C1
 Short Description PAGINATION CONTROL
 Instances Instrument Cluster (Premium):Diagram1-Combination1
 Instrument Cluster (Premium):Diagram1-Combination2
 Mates MODU-CDC-0004-00-04A



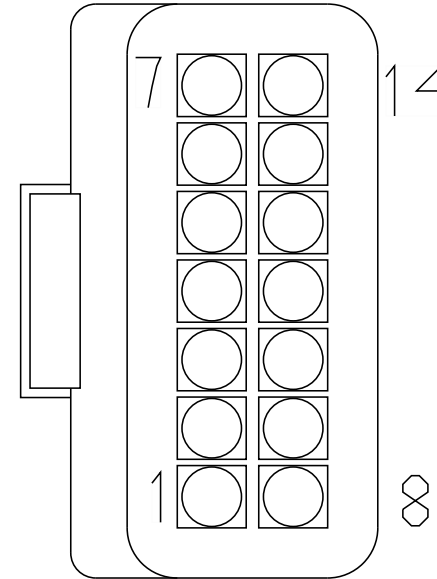
Name	Terminal Part Number	V-Min	Name	Wire Part Number	Wire CSA	Wire Spec	Wire Material description	Wire Color Description	Wire Length	End2 Terminal Part Number	End2 Pin Name	End2 Connector
1	-	-	NA28D	3510328 R1	0.53	20.0	Thin Wall XLPE Primary Cable	TAN	1160.0	-	A9	J7-1607
2	-	-	NA9CDC	3510310 R1	0.53	20.0	Thin Wall XLPE Primary Cable	GREY	515.0	-	-	-
3	-	-	NA62F	3510352 R1	0.53	20.0	Thin Wall XLPE Primary Cable	DARK BLUE	500.0	-	-	-
4	-	-	NA11-GKF	3510358 R1	0.53	20.0	Thin Wall XLPE Primary Cable	WHITE	1720.0	-	-	-

Connector Name 1021
 Part Number RING-M-8_0
 Instances L9 - Leece-Neville AVI160-210A/240A Alternator W/
 Sensor:Diagram1
 Mates DEV-Leece_Neville_AVI160_2 10A_240A_Alternator-
 4004-01-04A



Name	Terminal Part Number	V-Min	Name	Wire Part Number	Wire CSA	Wire Spec	Wire Material description	Wire Color Description	Wire Length	End2 Terminal Part Number	End2 Pin Name	End2 Connector
A	-	-	WD2	2645958 R1	39.43	1.0	SGR 125	RED	2425.0	-	X	-

Connector Name 1021
 Part Number 3613769C1
 Instances Panel Dimmer Splice Packs - 1021:Diagram1
 Mates SP-Panel_Dimmer-B003-10-AA

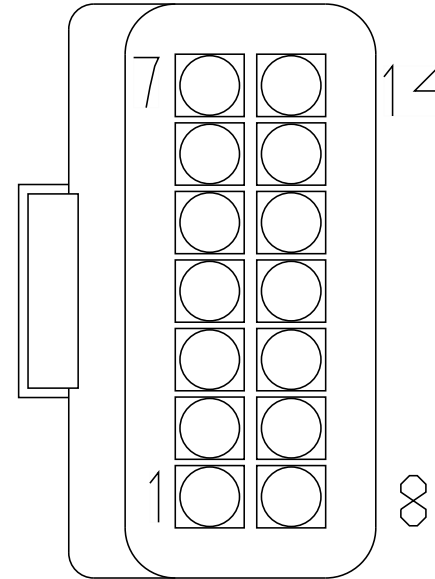


Name	Terminal Part Number	V-Min	Name	Wire Part Number	Wire CSA	Wire Spec	Wire Material description	Wire Color Description	Wire Length	End2 Terminal Part Number	End2 Pin Name	End2 Connector
1	-	-	AC62DA	3510354 R1	1.16	16.0	Thin Wall XLPE Primary Cable	DARK BLUE	1065.0	-	-	-
1	-	-	AB62DA	3510354 R1	1.16	16.0	Thin Wall XLPE Primary Cable	DARK BLUE	1020.0	-	-	-
2	-	-	NA62F	3510352 R1	0.53	20.0	Thin Wall XLPE Primary Cable	DARK BLUE	500.0	-	-	-
3	-	-	KS62DA	3510354 R1	1.16	16.0	Thin Wall XLPE Primary Cable	DARK BLUE	1085.0	-	X	-

Name	Terminal Part Number	V-Min	Name	Wire Part Number	Wire CSA	Wire Spec	Wire Material description	Wire Color Description	Wire Length	End2 Terminal Part Number	End2 Pin Name	End2 Connector
3	-	-	KT62DA	3510354 R1	1.16	16.0	Thin Wall XLPE Primary Cable	DARK BLUE	1085.0	-	X	-
3	-	-	KU62DA	3510354 R1	1.16	16.0	Thin Wall XLPE Primary Cable	DARK BLUE	1085.0	-	X	-
4	-	-	YD62A	3510353 R1	0.79	18.0	Thin Wall XLPE Primary Cable	DARK BLUE	1345.0	-	-	-
5	-	-	ZR62DJ	3510353 R1	0.79	18.0	Thin Wall XLPE Primary Cable	DARK BLUE	1345.0	-	-	-
6	-	-	KB62EAL	3510293 R1	0.79	18.0	Thin Wall XLPE Primary Cable	BLACK	940.0	-	-	-
7	-	-	VB62RA	3510329 R1	0.79	18.0	Thin Wall XLPE Primary Cable	TAN	1055.0	-	X	-
8	-	-	HD62DE	3510353 R1	0.79	18.0	Thin Wall XLPE Primary Cable	DARK BLUE	1365.0	-	-	-
9	-	-	QA62K	3510353 R1	0.79	18.0	Thin Wall XLPE Primary Cable	DARK BLUE	1345.0	-	-	-

Name	Terminal Part Number	V-Min	Name	Wire Part Number	Wire CSA	Wire Spec	Wire Material description	Wire Color Description	Wire Length	End2 Terminal Part Number	End2 Pin Name	End2 Connector
10	-	-	RG62DD	3510353 R1	0.79	18.0	Thin Wall XLPE Primary Cable	DARK BLUE	905.0	-	C	3000F
14	-	-	UF62A	3510353 R1	0.79	18.0	Thin Wall XLPE Primary Cable	DARK BLUE	1080.0	-	-	-
14	-	-	UN62A	3510353 R1	0.79	18.0	Thin Wall XLPE Primary Cable	DARK BLUE	1000.0	-	-	-

Connector Name 1022
 Part Number 3613769C1
 Instances Ground Splice Packs - 1022 & 1023:Diagram1
 Mates SP-Ground_1-0003-00-10-A0



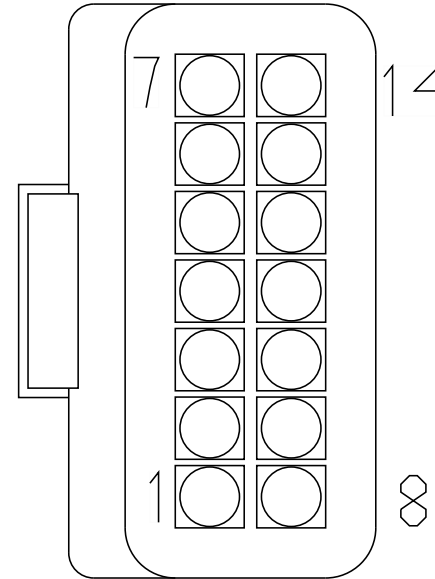
Name	Terminal Part Number	V-Min	Name	Wire Part Number	Wire CSA	Wire Spec	Wire Material description	Wire Color Description	Wire Length	End2 Terminal Part Number	End2 Pin Name	End2 Connector
1	-	-	FB11-GBA	3510361 R1	1.91	14.0	Thin Wall XLPE Primary Cable	WHITE	170.0	-	-	-
2	-	-	AC11-GN	3510359 R1	0.79	18.0	Thin Wall XLPE Primary Cable	WHITE	1470.0	-	-	-
2	-	-	AB11-GN	3510359 R1	0.79	18.0	Thin Wall XLPE Primary Cable	WHITE	625.0	-	-	-
3	-	-	RL78RN	3510359 R1	0.79	18.0	Thin Wall XLPE Primary Cable	WHITE	2060.0	-	-	-

Name	Terminal Part Number	V-Min	Name	Wire Part Number	Wire CSA	Wire Spec	Wire Material description	Wire Color Description	Wire Length	End2 Terminal Part Number	End2 Pin Name	End2 Connector
3	-	-	RM78RM	3510359 R1	0.79	18.0	Thin Wall XLPE Primary Cable	WHITE	2060.0	-	-	-
4	-	-	KK18-GB	3510359 R1	0.79	18.0	Thin Wall XLPE Primary Cable	WHITE	1935.0	-	-	-
4	-	-	KL18-GB	3510359 R1	0.79	18.0	Thin Wall XLPE Primary Cable	WHITE	1935.0	-	-	-
4	-	-	KM18-GB	3510359 R1	0.79	18.0	Thin Wall XLPE Primary Cable	WHITE	1935.0	-	-	-
5	-	-	VK12-GCL	3510359 R1	0.79	18.0	Thin Wall XLPE Primary Cable	WHITE	2030.0	-	-	-
6	-	-	YA67-G	3510360 R1	1.16	16.0	Thin Wall XLPE Primary Cable	WHITE	500.0	-	-	-
6	-	-	YC67-G	3510360 R1	1.16	16.0	Thin Wall XLPE Primary Cable	WHITE	500.0	-	-	-
6	-	-	YD67-G	3510359 R1	0.79	18.0	Thin Wall XLPE Primary Cable	WHITE	500.0	-	-	-

Name	Terminal Part Number	V-Min	Name	Wire Part Number	Wire CSA	Wire Spec	Wire Material description	Wire Color Description	Wire Length	End2 Terminal Part Number	End2 Pin Name	End2 Connector
7	-	-	VJ70-GV	3510359 R1	0.79	18.0	Thin Wall XLPE Primary Cable	WHITE	2030.0	-	-	-
7	-	-	VN70-GV	3510359 R1	0.79	18.0	Thin Wall XLPE Primary Cable	WHITE	2030.0	-	-	-
8	-	-	RF78RR	3510359 R1	0.79	18.0	Thin Wall XLPE Primary Cable	WHITE	2045.0	-	-	-
9	-	-	TH72-GA	3510359 R1	0.79	18.0	Thin Wall XLPE Primary Cable	WHITE	2030.0	-	-	-
10	-	-	HD62-GA	3510359 R1	0.79	18.0	Thin Wall XLPE Primary Cable	WHITE	1770.0	-	-	-
11	-	-	VG70-GT	3510359 R1	0.79	18.0	Thin Wall XLPE Primary Cable	WHITE	1935.0	-	-	-
11	-	-	VJ70-GT	3510359 R1	0.79	18.0	Thin Wall XLPE Primary Cable	WHITE	1935.0	-	-	-
12	-	-	NP11-GA	3510359 R1	0.79	18.0	Thin Wall XLPE Primary Cable	WHITE	1070.0	-	-	-

Name	Terminal Part Number	V-Min	Name	Wire Part Number	Wire CSA	Wire Spec	Wire Material description	Wire Color Description	Wire Length	End2 Terminal Part Number	End2 Pin Name	End2 Connector
13	-	-	QD105-G CP	3510360 R1	1.16	16.0	Thin Wall XLPE Primary Cable	WHITE	1816.0	-	-	-
14	-	-	TJ11-GAM	3510360 R1	1.16	16.0	Thin Wall XLPE Primary Cable	WHITE	920.0	-	-	-

Connector Name 1023
 Part Number 3613769C1
 Instances Ground Splice Packs - 1022 & 1023:Diagram1
 Mates SP-GROUND_2-0003-00-10-A0

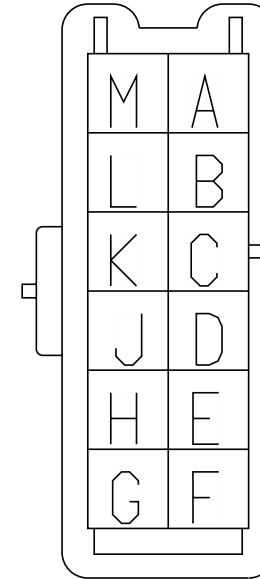


Name	Terminal Part Number	V-Min	Name	Wire Part Number	Wire CSA	Wire Spec	Wire Material description	Wire Color Description	Wire Length	End2 Terminal Part Number	End2 Pin Name	End2 Connector
1	-	-	FB11-GCB	3510361 R1	1.91	14.0	Thin Wall XLPE Primary Cable	WHITE	1175.0	-	-	-
2	-	-	YG96-GE	3510335 R1	0.79	18.0	Thin Wall XLPE Primary Cable	YELLOW 2	330.0	-	-	-
3	-	-	UL92-GAH	3510359 R1	0.79	18.0	Thin Wall XLPE Primary Cable	WHITE	715.0	-	-	-
3	-	-	UC92-GAH	3510359 R1	0.79	18.0	Thin Wall XLPE Primary Cable	WHITE	1265.0	-	H	7900F

Name	Terminal Part Number	V-Min	Name	Wire Part Number	Wire CSA	Wire Spec	Wire Material description	Wire Color Description	Wire Length	End2 Terminal Part Number	End2 Pin Name	End2 Connector
4	-	-	JB11-GCC	3510361 R1	1.91	14.0	Thin Wall XLPE Primary Cable	WHITE	2145.0	-	-	-
5	-	-	MJ11-GAD	3510359 R1	0.79	18.0	Thin Wall XLPE Primary Cable	WHITE	1330.0	-	16	1703M
5	-	-	MH11-GBD	3510359 R1	0.79	18.0	Thin Wall XLPE Primary Cable	WHITE	1330.0	-	16	1703M
6	-	-	VW11-GBE	3510360 R1	1.16	16.0	Thin Wall XLPE Primary Cable	WHITE	2715.0	-	-	-
6	-	-	MQ11-GBE	3510360 R1	1.16	16.0	Thin Wall XLPE Primary Cable	WHITE	2665.0	-	-	-
6	-	-	MP11-GBE	3510360 R1	1.16	16.0	Thin Wall XLPE Primary Cable	WHITE	2665.0	-	-	-
6	-	-	ML11-GBE	3510360 R1	1.16	16.0	Thin Wall XLPE Primary Cable	WHITE	2665.0	-	-	-
7	-	-	RF78-GB	3510360 R1	1.16	16.0	Thin Wall XLPE Primary Cable	WHITE	975.0	-	D	3204M

Name	Terminal Part Number	V-Min	Name	Wire Part Number	Wire CSA	Wire Spec	Wire Material description	Wire Color Description	Wire Length	End2 Terminal Part Number	End2 Pin Name	End2 Connector
9	-	-	UH91-GAH	3510359 R1	0.79	18.0	Thin Wall XLPE Primary Cable	WHITE	1830.0	-	-	-
10	-	-	YD11-GBP	3510359 R1	0.79	18.0	Thin Wall XLPE Primary Cable	WHITE	1775.0	-	-	-
13	-	-	UF92-GAH	3510359 R1	0.79	18.0	Thin Wall XLPE Primary Cable	WHITE	1830.0	-	-	-
13	-	-	UN92-GAH	3510359 R1	0.79	18.0	Thin Wall XLPE Primary Cable	WHITE	1750.0	-	-	-
14	-	-	VW11-GEF	3510361 R1	1.91	14.0	Thin Wall XLPE Primary Cable	WHITE	1135.0	-	-	-

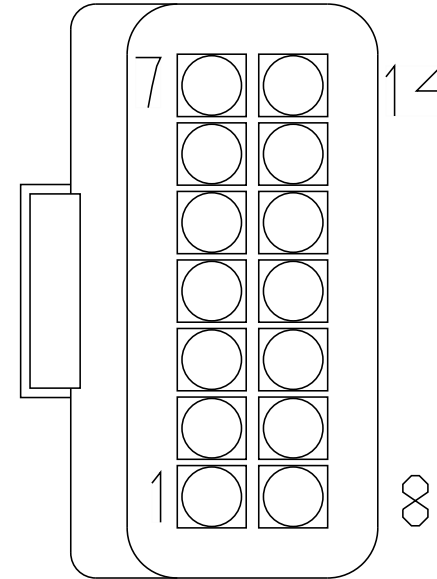
Connector Name 1025
 Part Number 3601838C1
 Instances B6.7 - CAN Layout:Body Standard J1939 (250Kbps)
 L9 - CAN Layout:Body Standard J1939 (250Kbps)
 Mates SP-IP-B001-00-10-A1-1025



Name	Terminal Part Number	V-Min	Name	Wire Part Number	Wire CSA	Wire Spec	Wire Material description	Wire Color Description	Wire Length	End2 Terminal Part Number	End2 Pin Name	End2 Connector
A	-	-	WIRE722772	-	0.0	-	-	-	0.0	-	F	1028
B	-	-	WIRE722776	-	0.0	-	-	-	0.0	-	32	1703M
C	-	-	WIRE722768	-	0.0	-	-	-	0.0	-	D	1025
D	-	-	WIRE722768	-	0.0	-	-	-	0.0	-	C	1025
E	-	-	-	-	-	-	-	-	-	-	-	-
F	-	-	WIRE728833	-	0.0	-	-	-	0.0	-	B	1935N
G	-	-	WIRE728834	-	0.0	-	-	-	0.0	-	A	1935N
H	-	-	-	-	-	-	-	-	-	-	-	-
J	-	-	WIRE722767	-	0.0	-	-	-	0.0	-	K	1025

Name	Terminal Part Number	V-Min	Name	Wire Part Number	Wire CSA	Wire Spec	Wire Material description	Wire Color Description	Wire Length	End2 Terminal Part Number	End2 Pin Name	End2 Connector
K	-	-	WIRE722767	-	0.0	-	-	-	0.0	-	J	1025
L	-	-	WIRE722775	-	0.0	-	-	-	0.0	-	30	1703M
M	-	-	WIRE728839	-	0.0	-	-	-	0.0	-	G	1028

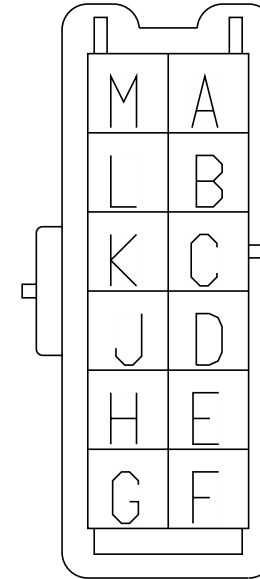
Connector Name 1027
 Part Number 3613769C1
 Instances Ground Splice Packs - 1027:Diagram1
 Mates SP-GROUND_3-0003-00-10-A0



Name	Terminal Part Number	V-Min	Name	Wire Part Number	Wire CSA	Wire Spec	Wire Material description	Wire Color Description	Wire Length	End2 Terminal Part Number	End2 Pin Name	End2 Connector
1	-	-	FB11-GCC	3510361 R1	1.91	14.0	Thin Wall XLPE Primary Cable	WHITE	1645.0	-	-	-
2	-	-	NA11-GKF	3510358 R1	0.53	20.0	Thin Wall XLPE Primary Cable	WHITE	1720.0	-	-	-
3	-	-	MM11-GBE	3510361 R1	1.91	14.0	Thin Wall XLPE Primary Cable	WHITE	685.0	-	-	-
4	-	-	MM11-GBH	3510359 R1	0.79	18.0	Thin Wall XLPE Primary Cable	WHITE	2215.0	-	-	-

Name	Terminal Part Number	V-Min	Name	Wire Part Number	Wire CSA	Wire Spec	Wire Material description	Wire Color Description	Wire Length	End2 Terminal Part Number	End2 Pin Name	End2 Connector
5	-	-	ZR12-GC	3510360 R1	1.16	16.0	Thin Wall XLPE Primary Cable	WHITE	190.0	-	-	-
6	-	-	VA92#11 7B	3510329 R1	0.79	18.0	Thin Wall XLPE Primary Cable	TAN	2750.0	-	-	-
7	-	-	XT90HC	3510311 R1	0.79	18.0	Thin Wall XLPE Primary Cable	GREY	1465.0	-	-	-
8	-	-	HU103BA	2643678 R1	1.16	16.0	Std. Wall XLPE Primary Cable	LIGHT GREEN	1375.0	-	-	-
9	-	-	VB92-GAP	3510359 R1	0.79	18.0	Thin Wall XLPE Primary Cable	WHITE	2565.0	-	-	-
11	-	-	VB92-GAL	3510359 R1	0.79	18.0	Thin Wall XLPE Primary Cable	WHITE	2565.0	-	-	-
12	-	-	RF78-GA	3510360 R1	1.16	16.0	Thin Wall XLPE Primary Cable	WHITE	2125.0	-	-	-
13	-	-	RK78-GC	3510359 R1	0.79	18.0	Thin Wall XLPE Primary Cable	WHITE	2875.0	-	-	-
14	-	-	RK78-GD	3510359 R1	0.79	18.0	Thin Wall XLPE Primary Cable	WHITE	2875.0	-	-	-

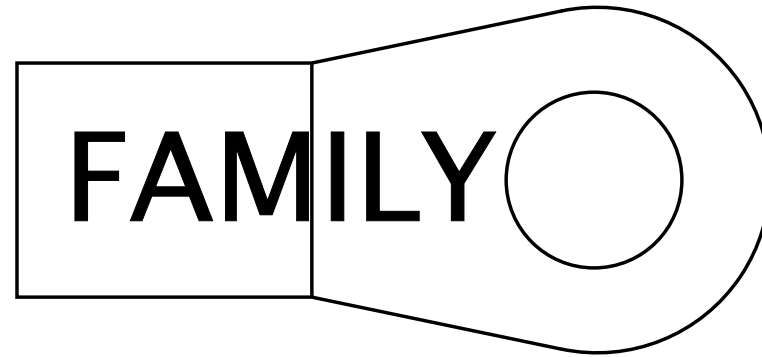
Connector Name 1028
 Part Number 3601838C1
 Instances B6.7 - CAN Layout:Body Standard J1939 (250Kbps)
 L9 - CAN Layout:Body Standard J1939 (250Kbps)
 Mates SP-IP-B001-00-10-A1-1028



Name	Terminal Part Number	V-Min	Name	Wire Part Number	Wire CSA	Wire Spec	Wire Material description	Wire Color Description	Wire Length	End2 Terminal Part Number	End2 Pin Name	End2 Connector
A	-	-	WIRE722753	-	0.0	-	-	-	0.0	-	PIN1	-
B	-	-	-	-	-	-	-	-	-	-	-	-
C	-	-	WIRE722745	-	0.0	-	-	-	0.0	-	D	1028
D	-	-	WIRE722745	-	0.0	-	-	-	0.0	-	C	1028
E	-	-	WIRE728843	-	0.0	-	-	-	0.0	-	5	8881
E	-	-	WIRE728841	-	0.0	-	-	-	0.0	-	7	8998
E	-	-	-	-	-	-	-	-	-	-	-	-
F	-	-	WIRE722772	-	0.0	-	-	-	0.0	-	A	1025
F	-	-	WIRE740264	-	0.0	-	-	-	0.0	-	B	1935N

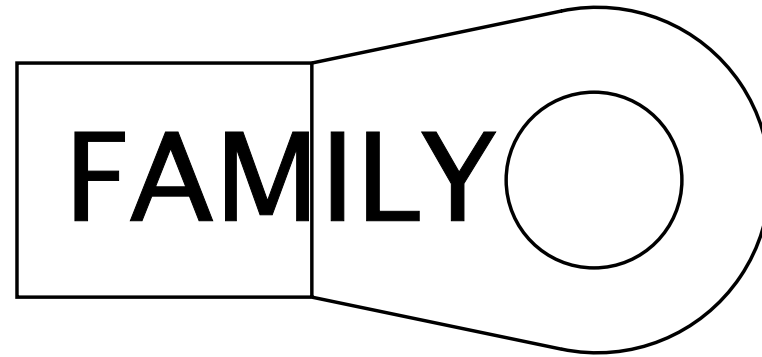
Name	Terminal Part Number	V-Min	Name	Wire Part Number	Wire CSA	Wire Spec	Wire Material description	Wire Color Description	Wire Length	End2 Terminal Part Number	End2 Pin Name	End2 Connect or
G	-	-	WIRE728 839	-	0.0	-	-	-	0.0	-	M	1025
G	-	-	WIRE740 263	-	0.0	-	-	-	0.0	-	A	1935N
H	-	-	WIRE728 842	-	0.0	-	-	-	0.0	-	8	8881
H	-	-	WIRE728 840	-	0.0	-	-	-	0.0	-	6	8998
H	-	-	-	-	-	-	-	-	-	-	-	-
J	-	-	WIRE722 744	-	0.0	-	-	-	0.0	-	K	1028
K	-	-	WIRE722 744	-	0.0	-	-	-	0.0	-	J	1028
L	-	-	-	-	-	-	-	-	-	-	-	-
M	-	-	WIRE722 752	-	0.0	-	-	-	0.0	-	PIN1	-

Connector Name 1030
 Part Number RING-M-6_0
 Instances L9 - Bosch LH160_LH200 Alternator:Diagram1-Combination1
 L9 - Delco Remy 28SI Alternator W/Sensor:Diagram1-Combination1



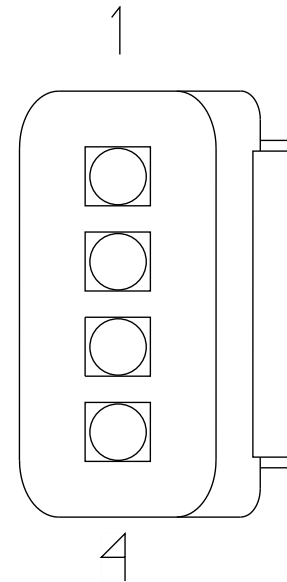
Name	Terminal Part Number	V-Min	Name	Wire Part Number	Wire CSA	Wire Spec	Wire Material description	Wire Color Description	Wire Length	End2 Terminal Part Number	End2 Pin Name	End2 Connector
A	-	-	WF2-G	2645934 R1	39.43	1.0	SGR 125	BLACK	2790.0	-	1	1200

Connector Name 1031
 Part Number RING-M-8_0
 Instances L9 - Bosch LH160_LH200 Alternator:Diagram1-Combination1
 L9 - Delco Remy 28SI Alternator W/Sensor:Diagram1-Combination1



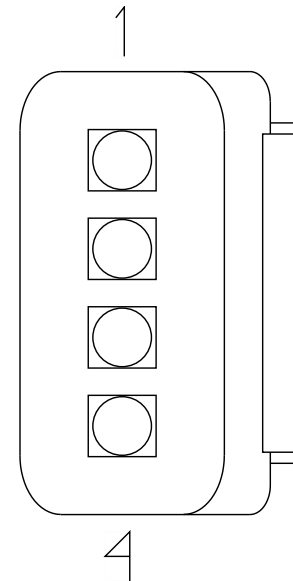
Name	Terminal Part Number	V-Min	Name	Wire Part Number	Wire CSA	Wire Spec	Wire Material description	Wire Color Description	Wire Length	End2 Terminal Part Number	End2 Pin Name	End2 Connector
A	-	-	WF2	2645958 R1	39.43	1.0	SGR 125	RED	2380.0	-	X	-

Connector Name 1032D
 Part Number 3709437C1
 Instances Power Door Locks:Diagram1
 Power Door Locks Crew Cab:Diagram1
 Mates MODU-FRONT-PS_DOOR_POD-201 6-01-02A



Name	Terminal Part Number	V-Min	Name	Wire Part Number	Wire CSA	Wire Spec	Wire Material description	Wire Color Description	Wire Length	End2 Terminal Part Number	End2 Pin Name	End2 Connector
3	-	-	FC81RA	3510301 R1	1.91	14.0	Thin Wall XLPE Primary Cable	LIGHT GREEN	1760.0	-	A	4101
3	-	-	F81A	3510301 R1	1.91	14.0	Thin Wall XLPE Primary Cable	LIGHT GREEN	1130.0	-	A	3112M
4	-	-	FC81RB	3510301 R1	1.91	14.0	Thin Wall XLPE Primary Cable	LIGHT GREEN	1760.0	-	B	4101
4	-	-	F81B	3510301 R1	1.91	14.0	Thin Wall XLPE Primary Cable	LIGHT GREEN	1130.0	-	B	3112M

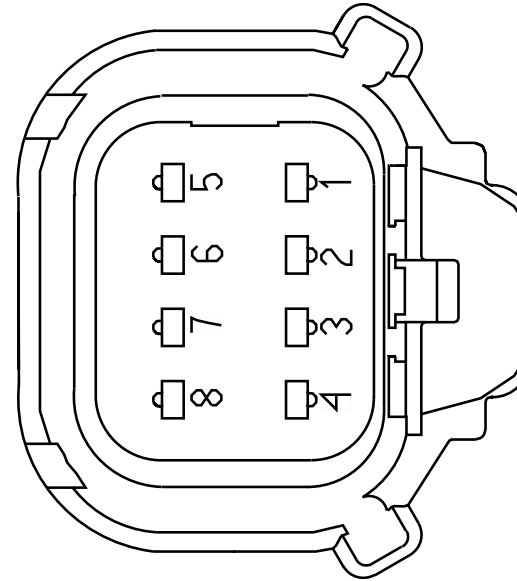
Connector Name 1032E
 Part Number 3820176C1
 Instances B6.7 - WORK LIGHT W RKE 1 BULB:Diagram1-Combination1
 B6.7 - WORK LIGHT W RKE 1 BULB:Diagram1-Combination2
 L9 - WORK LIGHT W RKE 1 BULB:Diagram1-Combination1
 L9 - WORK LIGHT W RKE 1 BULB:Diagram1-Combination2
 L9 - Work Lights LED W/ Sw Pack - Day Cab:Diagram1-Combination1
 L9 - Work Lights LED W/ Sw Pack - Day Cab:Diagram1-Combination2
 Mirrors (Heated):Diagram1
 Mirrors (Power) Door Pod Actuated:Diagram1
 Power Door Locks:Diagram1
 Power Door Locks Crew Cab:Diagram1
 Remote Keyless Access:Diagram1
 Mates MODU-FRONT-PS_DOOR_POD-201 6-01-02A



Name	Terminal Part Number	V-Min	Name	Wire Part Number	Wire CSA	Wire Spec	Wire Material description	Wire Color Description	Wire Length	End2 Terminal Part Number	End2 Pin Name	End2 Connector
1	-	-	FC81A	3510302 R1	3.01	12.0	Thin Wall XLPE Primary Cable	LIGHT GREEN	1245.0	-	-	-
1	-	-	FC81A	3510302 R1	3.01	12.0	Thin Wall XLPE Primary Cable	LIGHT GREEN	1245.0	-	C	3200F
1	-	-	F81D	3510302 R1	3.01	12.0	Thin Wall XLPE Primary Cable	LIGHT GREEN	1175.0	-	C	3208F
2	-	-	-	-	-	-	-	-	-	-	-	-
3	-	-	-	-	-	-	-	-	-	-	-	-
4	-	-	FC81-GB	3510362 R1	3.01	12.0	Thin Wall XLPE Primary Cable	WHITE	1245.0	-	D	3200F

Name	Terminal Part Number	V-Min	Name	Wire Part Number	Wire CSA	Wire Spec	Wire Material description	Wire Color Description	Wire Length	End2 Terminal Part Number	End2 Pin Name	End2 Connector
4	-	-	F81-GB	3510362 R1	3.01	12.0	Thin Wall XLPE Primary Cable	WHITE	1175.0	-	D	3208F


Connector Name 1032F
 Part Number 3709924C1
 Instances Mirrors (Heated):Diagram1
 Mirrors (Power) Door Pod Actuated:Diagram1
 Power Door Locks Crew Cab:Diagram1
 Mates MODU-REAR-PS_DOOR_POD-2016 -02-02A



Name	Terminal Part Number	V-Min	Name	Wire Part Number	Wire CSA	Wire Spec	Wire Material description	Wire Color Description	Wire Length	End2 Terminal Part Number	End2 Pin Name	End2 Connector
1	-	-	EA78AA	3510300 R1	1.16	16.0	Thin Wall XLPE Primary Cable	LIGHT GREEN	1130.0	-	G	5010
1	-	-	FA78AA	3510300 R1	1.16	16.0	Thin Wall XLPE Primary Cable	LIGHT GREEN	1130.0	-	G	5010
3	-	-	F11-G	3510359 R1	0.79	18.0	Thin Wall XLPE Primary Cable	WHITE	0.0	-	7	1032F
4	-	-	EB78C	2643671 R1	0.79	18.0	Std. Wall XLPE Primary Cable	LIGHT GREEN	1130.0	-	B	5010

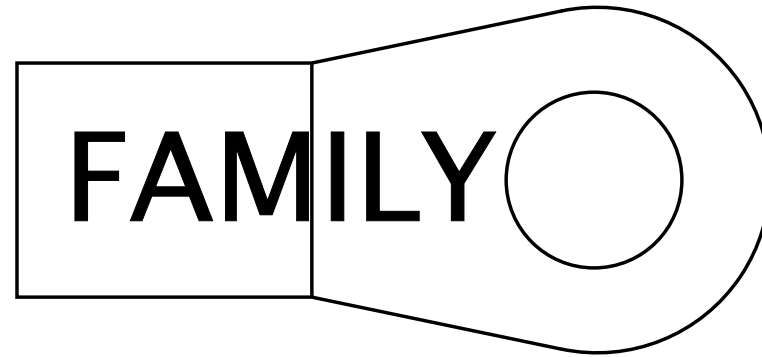
Name	Terminal Part Number	V-Min	Name	Wire Part Number	Wire CSA	Wire Spec	Wire Material description	Wire Color Description	Wire Length	End2 Terminal Part Number	End2 Pin Name	End2 Connector
4	-	-	FB78C	2643671 R1	0.79	18.0	Std. Wall XLPE Primary Cable	LIGHT GREEN	1130.0	-	B	5010
5	-	-	FB78G	2643671 R1	0.79	18.0	Std. Wall XLPE Primary Cable	LIGHT GREEN	1130.0	-	A	5010
5	-	-	EB78G	2643671 R1	0.79	18.0	Std. Wall XLPE Primary Cable	LIGHT GREEN	1130.0	-	A	5010
6	-	-	FB78H	3510334 R1	0.53	20.0	Thin Wall XLPE Primary Cable	YELLOW 2	1130.0	-	F	5010
6	-	-	EB78H	3510334 R1	0.53	20.0	Thin Wall XLPE Primary Cable	YELLOW 2	1130.0	-	F	5010
7	-	-	F11-G	3510359 R1	0.79	18.0	Thin Wall XLPE Primary Cable	WHITE	0.0	-	3	1032F
8	-	-	EA78-GF	3510360 R1	1.16	16.0	Thin Wall XLPE Primary Cable	WHITE	1130.0	-	H	5010
8	-	-	FA78-GF	3510360 R1	1.16	16.0	Thin Wall XLPE Primary Cable	WHITE	1130.0	-	H	5010

Connector Name 1040
 Part Number RING-M-6_0
 Instances L9 - Bosch LH160_LH200 Alternator:Diagram1-Combination2
 Mates DEV-Bosch_LH160_LG200_Alte rnator- 4004-01-01A




Name	Terminal Part Number	V-Min	Name	Wire Part Number	Wire CSA	Wire Spec	Wire Material description	Wire Color Description	Wire Length	End2 Terminal Part Number	End2 Pin Name	End2 Connector
A	-	-	WG2-G	2645931 R1	32.19	2.0	SGR 125	BLACK	2715.0	-	1	1200

Connector Name 1041
 Part Number RING-M-8_0
 Instances L9 - Bosch LH160_LH200 Alternator:Diagram1-Combination2
 Mates DEV-Bosch_LH160_LG200_Alternator- 4004-01-01A



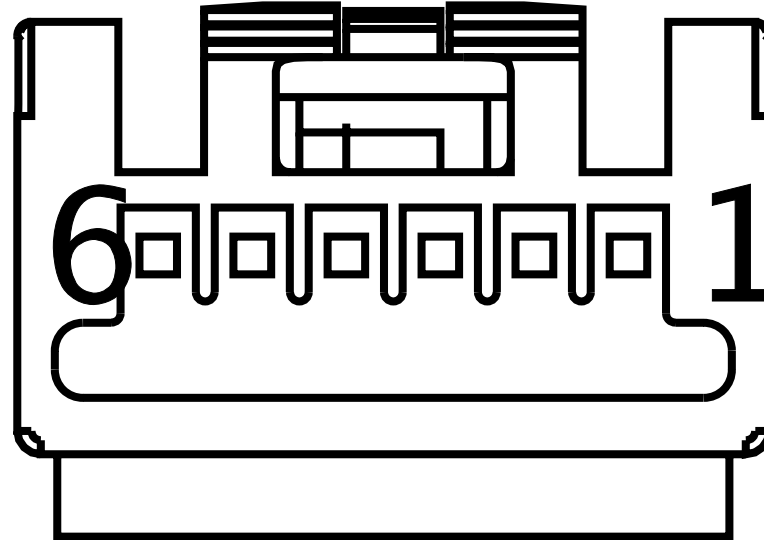
Name	Terminal Part Number	V-Min	Name	Wire Part Number	Wire CSA	Wire Spec	Wire Material description	Wire Color Description	Wire Length	End2 Terminal Part Number	End2 Pin Name	End2 Connector
A	-	-	WG2	2645955 R1	32.19	2.0	SGR 125	RED	2375.0	-	X	-

Connector Name 1052
 Part Number 1661259C1
 Instances Automatic Lighting:Diagram1-Combination1
 Automatic Lighting:Diagram1-Combination2
 Mates SNSR-AMB_LT-1018-03-01A



Name	Terminal Part Number	V-Min	Name	Wire Part Number	Wire CSA	Wire Spec	Wire Material description	Wire Color Description	Wire Length	End2 Terminal Part Number	End2 Pin Name	End2 Connector
A	-	-	ZD50B	3510335 R1	0.79	18.0	Thin Wall XLPE Primary Cable	YELLOW 2	2340.0	-	H	0009B
A	-	-	ZB50B	3510335 R1	0.79	18.0	Thin Wall XLPE Primary Cable	YELLOW 2	1495.0	-	H	0009
B	-	-	ZB50A	3510335 R1	0.79	18.0	Thin Wall XLPE Primary Cable	YELLOW 2	1495.0	-	E	0009
B	-	-	ZD50A	3510335 R1	0.79	18.0	Thin Wall XLPE Primary Cable	YELLOW 2	2340.0	-	E	0009B


Connector Name 1053
 Part Number 4116776C1
 Instances Automatic Lighting - Dual Sensor Twilight/Solar:Diagram1-Combination1
 Automatic Lighting - Dual Sensor Twilight/Solar:Diagram1-Combination2
 Heating Ventilation & Air Conditioning (HVAC) Auto Temp Control:Diagram3 - Sensors
 Mates DEV-SENSOR_SUN_LOAD_TWILIG HT-01



Name	Terminal Part Number	V-Min	Name	Wire Part Number	Wire CSA	Wire Spec	Wire Material description	Wire Color Description	Wire Length	End2 Terminal Part Number	End2 Pin Name	End2 Connector
1	-	-	ZF75D	2645643 R1	0.35	22.0	Thin Wall XLPE Primary Cable	LIGHT GREEN	2730.0	-	4	1200A
2	-	-	ZM50B	2645625 R1	0.35	22.0	Thin Wall XLPE Primary Cable	YELLOW 2	1495.0	-	E	0009
2	-	-	ZS50B	2645625 R1	0.35	22.0	Thin Wall XLPE Primary Cable	YELLOW 2	2340.0	-	E	0009B
3	-	-	ZF14SUN	2645629 R1	0.35	22.0	Thin Wall XLPE Primary Cable	RED	2890.0	-	-	-

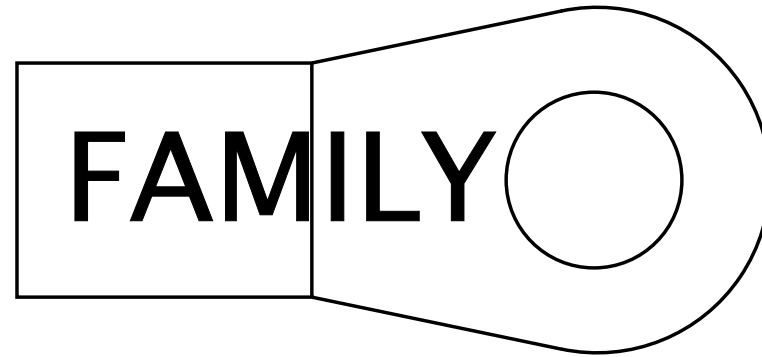
Name	Terminal Part Number	V-Min	Name	Wire Part Number	Wire CSA	Wire Spec	Wire Material description	Wire Color Description	Wire Length	End2 Terminal Part Number	End2 Pin Name	End2 Connect or
4	-	-	ZM50A	2645625 R1	0.35	22.0	Thin Wall XLPE Primary Cable	YELLOW 2	2685.0	-	-	-
4	-	-	ZS50A	2645625 R1	0.35	22.0	Thin Wall XLPE Primary Cable	YELLOW 2	2685.0	-	-	-
5	-	-	ZF75D-G	2645643 R1	0.35	22.0	Thin Wall XLPE Primary Cable	LIGHT GREEN	2730.0	-	3	1200A

Connector Name 1070
 Part Number RING-M-8_0
 Instances B6.7 - Leece-Neville AVI160-210A/240A Alternator W/
 Sensor:Diagram1
 Mates DEV-Leece_Neville_AVI160_2 10A_240A_Alternator-
 4004-01-04A




Name	Terminal Part Number	V-Min	Name	Wire Part Number	Wire CSA	Wire Spec	Wire Material description	Wire Color Description	Wire Length	End2 Terminal Part Number	End2 Pin Name	End2 Connector
A	-	-	WK2-G	2645931 R1	32.19	2.0	SGR 125	BLACK	1410.0	-	A	6301E

Connector Name 1071
 Part Number RING-M-8_0
 Instances B6.7 - Leece-Neville AVI160-210A/240A Alternator W/
 Sensor:Diagram1
 Mates DEV-Leece_Neville_AVI160_2 10A_240A_Alternator-
 4004-01-04A



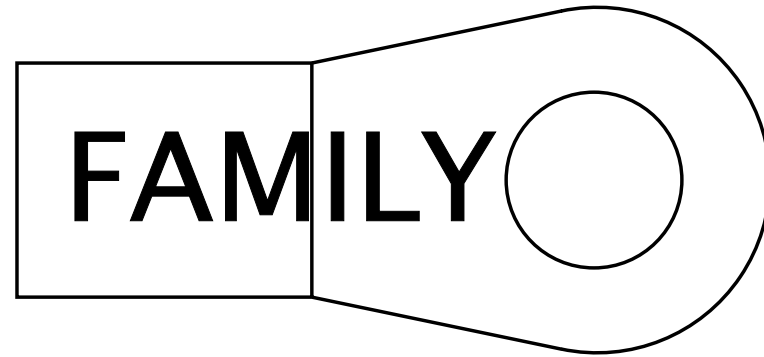
Name	Terminal Part Number	V-Min	Name	Wire Part Number	Wire CSA	Wire Spec	Wire Material description	Wire Color Description	Wire Length	End2 Terminal Part Number	End2 Pin Name	End2 Connector
A	-	-	WK2	2645955 R1	32.19	2.0	SGR 125	RED	1275.0	-	X	-

Connector Name 1080
 Part Number RING-M-8_0
 Instances L9 - Leece-Neville - LN 325A Alternator W/Sensor:Diagram1
 Mates DEV-Leece-Neville_LN320_Alt ernator-4004-01-09A



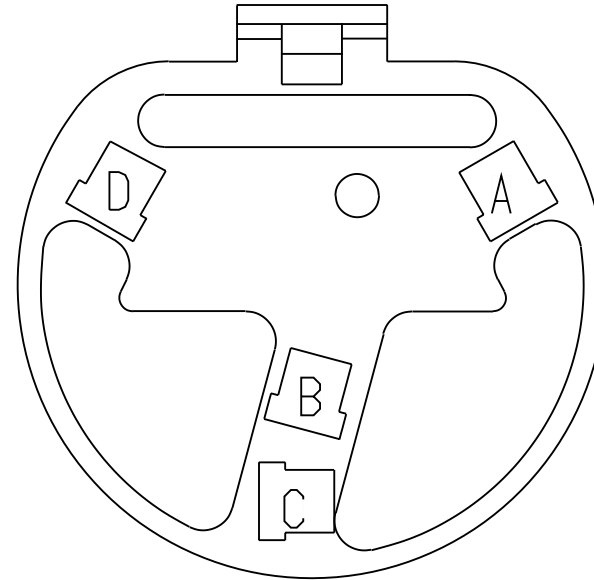
Name	Terminal Part Number	V-Min	Name	Wire Part Number	Wire CSA	Wire Spec	Wire Material description	Wire Color Description	Wire Length	End2 Terminal Part Number	End2 Pin Name	End2 Connector
A	-	-	WL2-G	2645940 R1	61.89	0.0	SGR 125	BLACK	2800.0	-	1	1200

Connector Name 1081
 Part Number RING-M-8_0
 Instances L9 - Leece-Neville - LN 325A Alternator W/Sensor:Diagram1
 Mates DEV-Leece-Neville_LN320_Alt ernator-4004-01-09A



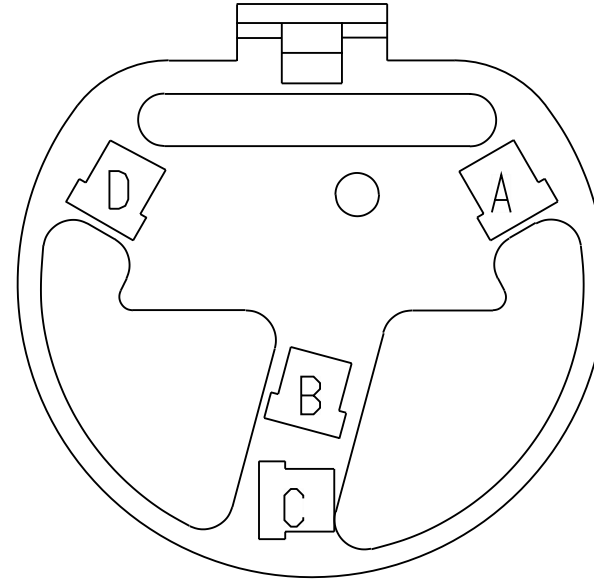
Name	Terminal Part Number	V-Min	Name	Wire Part Number	Wire CSA	Wire Spec	Wire Material description	Wire Color Description	Wire Length	End2 Terminal Part Number	End2 Pin Name	End2 Connector
A	-	-	WL2	2645964 R1	61.89	0.0	SGR 125	RED	2420.0	-	X	-

Connector Name 1100MA
 Part Number 3546518C1
 Instances B6.7 - Cranking Request (w/ Key Switch w/ BCM):Diagram1-Combination2
 L9 - Cranking Request (w/ Key Switch w/ BCM):Diagram1-Combination2
 Operator Input:Diagram1-Combination2



Name	Terminal Part Number	V-Min	Name	Wire Part Number	Wire CSA	Wire Spec	Wire Material description	Wire Color Description	Wire Length	End2 Terminal Part Number	End2 Pin Name	End2 Connector
A	-	-	EE15	3510365 R1	0.79	18.0	Thin Wall XLPE Primary Cable	RED	2300.0	-	-	-
B	-	-	LH149B	3510311 R1	0.79	18.0	Thin Wall XLPE Primary Cable	GREY	2265.0	-	S	J6-1606
C	-	-	ED149	3510311 R1	0.79	18.0	Thin Wall XLPE Primary Cable	GREY	2105.0	-	A1	J3-1600
D	-	-	DC149A	3510311 R1	0.79	18.0	Thin Wall XLPE Primary Cable	GREY	2105.0	-	A16	J3-1600

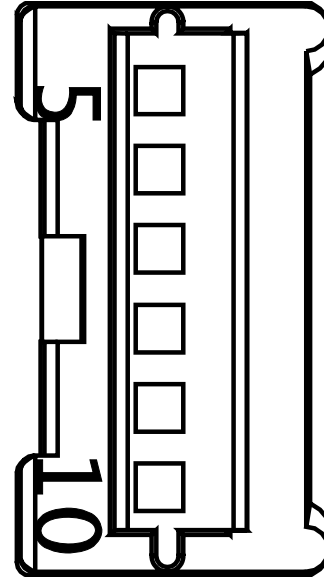
Connector Name 1100
 Part Number 3546518C1
 Instances B6.7 - Cranking Request (w/ Key Switch w/ BCM):Diagram1-Combination1
 L9 - Cranking Request (w/ Key Switch w/ BCM):Diagram1-Combination1
 Operator Input:Diagram1-Combination1
 Mates SW-KEY-5039-01-01A



Name	Terminal Part Number	V-Min	Name	Wire Part Number	Wire CSA	Wire Spec	Wire Material description	Wire Color Description	Wire Length	End2 Terminal Part Number	End2 Pin Name	End2 Connector
A	-	-	EB15	3510365 R1	0.79	18.0	Thin Wall XLPE Primary Cable	RED	1830.0	-	-	-
B	-	-	LD149B	3510312 R1	1.16	16.0	Thin Wall XLPE Primary Cable	GREY	665.0	-	X	-
B	-	-	LE149B	3510312 R1	1.16	16.0	Thin Wall XLPE Primary Cable	GREY	665.0	-	X	-
B	-	-	LB17H	3510323 R1	0.79	18.0	Thin Wall XLPE Primary Cable	PINK	1635.0	-	S	J6-1606

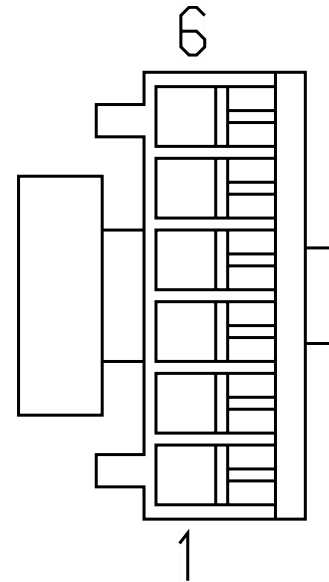
Name	Terminal Part Number	V-Min	Name	Wire Part Number	Wire CSA	Wire Spec	Wire Material description	Wire Color Description	Wire Length	End2 Terminal Part Number	End2 Pin Name	End2 Connector
B	-	-	LC17HA	3510323 R1	0.79	18.0	Thin Wall XLPE Primary Cable	PINK	1635.0	-	S	J6-1606
C	-	-	EC149	3510311 R1	0.79	18.0	Thin Wall XLPE Primary Cable	GREY	1475.0	-	A1	J3-1600
D	-	-	DB149A	3510311 R1	0.79	18.0	Thin Wall XLPE Primary Cable	GREY	1475.0	-	A16	J3-1600
D	-	-	DG149A	3510311 R1	0.79	18.0	Thin Wall XLPE Primary Cable	GREY	1475.0	-	A16	J3-1600

Connector Name 1101F
 Part Number 3768593C1
 Instances B6.7 - CAN Layout:HMI Standard J1939 (125Kbps)
 L9 - CAN Layout:HMI Standard J1939 (125Kbps)
 Multiplexed Switch Pack (Primary Switch):Diagram1
 Mates SW-J1939_PACK-0009-00-02A



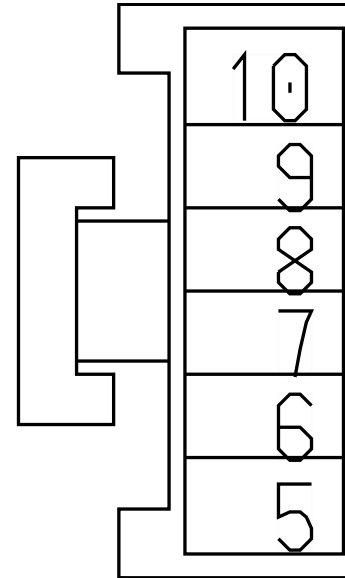
Name	Terminal Part Number	V-Min	Name	Wire Part Number	Wire CSA	Wire Spec	Wire Material description	Wire Color Description	Wire Length	End2 Terminal Part Number	End2 Pin Name	End2 Connector
5	-	-	WIRE1651	-	0.0	-	-	-	0.0	-	PIN1	-
5	-	-	-	-	-	-	-	-	-	-	-	-
6	-	-	WIRE1652	-	0.0	-	-	-	0.0	-	PIN1	-
6	-	-	-	-	-	-	-	-	-	-	-	-

Connector Name 1101M
 Part Number 3507395C1
 Instances Multiplexed Switch Pack (Primary Switch):Diagram1
 Mates SW-J1939_PACK-0009-00-02A




Name	Terminal Part Number	V-Min	Name	Wire Part Number	Wire CSA	Wire Spec	Wire Material description	Wire Color Description	Wire Length	End2 Terminal Part Number	End2 Pin Name	End2 Connector
4	-	-	AD11-GKD	3510359 R1	0.79	18.0	Thin Wall XLPE Primary Cable	WHITE	1140.0	-	X	-
4	-	-	AE11-GKD	3510359 R1	0.79	18.0	Thin Wall XLPE Primary Cable	WHITE	1140.0	-	X	-
6	-	-	AA14MUX	3510365 R1	0.79	18.0	Thin Wall XLPE Primary Cable	RED	1545.0	-	-	-

Connector Name 1101M
 Part Number 3522071C1
 Instances B6.7 - CAN Layout:HMI Standard J1939 (125Kbps)
 L9 - CAN Layout:HMI Standard J1939 (125Kbps)
 Multiplexed Switch Pack (Primary Switch):Diagram1
 Mates SW-J1939_PACK-0009-00-02A



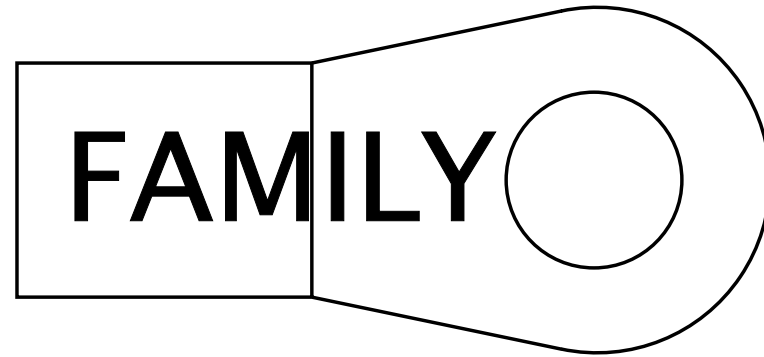
Name	Terminal Part Number	V-Min	Name	Wire Part Number	Wire CSA	Wire Spec	Wire Material description	Wire Color Description	Wire Length	End2 Terminal Part Number	End2 Pin Name	End2 Connector
5	-	-	WIRE1649	-	0.0	-	-	-	0.0	-	PIN1	-
5	-	-	-	-	-	-	-	-	-	-	-	-
6	-	-	WIRE1650	-	0.0	-	-	-	0.0	-	PIN1	-
6	-	-	-	-	-	-	-	-	-	-	-	-

Connector Name 1111
 Part Number RING-M-8_0
 Instances B6.7 - Delco Remy 28SI Alternator W/Sensor:Diagram1
 Mates DEV-Delco_Remy_28SI_Alternator-4004-01-05A




Name	Terminal Part Number	V-Min	Name	Wire Part Number	Wire CSA	Wire Spec	Wire Material description	Wire Color Description	Wire Length	End2 Terminal Part Number	End2 Pin Name	End2 Connector
A	-	-	WE2	2645955 R1	32.19	2.0	SGR 125	RED	1190.0	-	X	-

Connector Name 1111
 Part Number RING-M-8_0
 Instances L9 - Delco Remy 28SI Alternator W/Sensor:Diagram1-Combination2



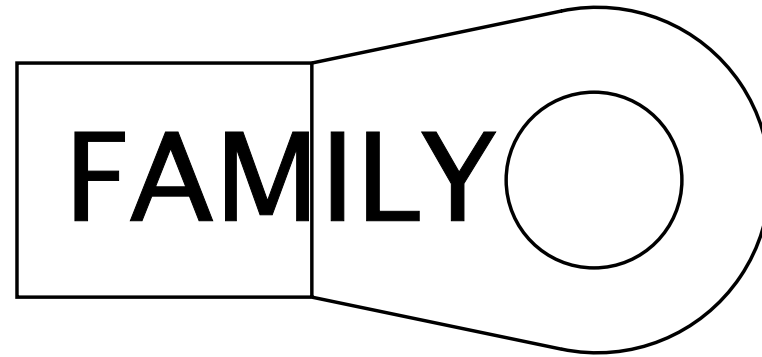
Name	Terminal Part Number	V-Min	Name	Wire Part Number	Wire CSA	Wire Spec	Wire Material description	Wire Color Description	Wire Length	End2 Terminal Part Number	End2 Pin Name	End2 Connector
A	-	-	WE2	2645955 R1	32.19	2.0	SGR 125	RED	1190.0	-	X	-

Connector Name 1112
 Part Number RING-M-6_0
 Instances B6.7 - Delco Remy 28SI Alternator W/Sensor:Diagram1
 Mates DEV-Delco_Remy_28SI_Alternator-4004-01-05A



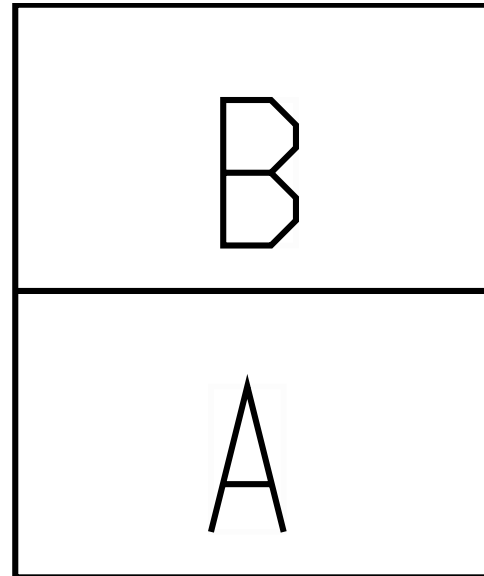
Name	Terminal Part Number	V-Min	Name	Wire Part Number	Wire CSA	Wire Spec	Wire Material description	Wire Color Description	Wire Length	End2 Terminal Part Number	End2 Pin Name	End2 Connector
A	-	-	WE2-G	2645931 R1	32.19	2.0	SGR 125	BLACK	1595.0	-	A	6301E

Connector Name 1112
 Part Number RING-M-6_0
 Instances L9 - Delco Remy 28SI Alternator W/Sensor:Diagram1-Combination2



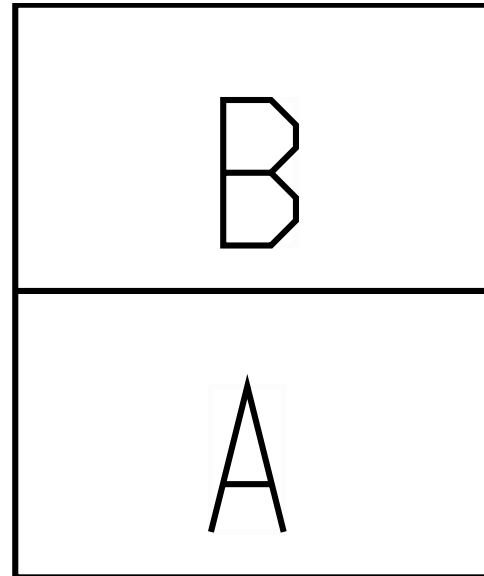
Name	Terminal Part Number	V-Min	Name	Wire Part Number	Wire CSA	Wire Spec	Wire Material description	Wire Color Description	Wire Length	End2 Terminal Part Number	End2 Pin Name	End2 Connector
A	-	-	WE2-G	2645931 R1	32.19	2.0	SGR 125	BLACK	1595.0	-	1	1200

Connector Name 1112
 Part Number 1661260C1
 Instances L9 - Seatbelt Reminder (Warning)(Driver & Passenger in parallel):Diagram1
 L9 - Seatbelt Reminder (Warning)(Driver only):Diagram1
 Mates SW-SEATBELT-2017-03-01A



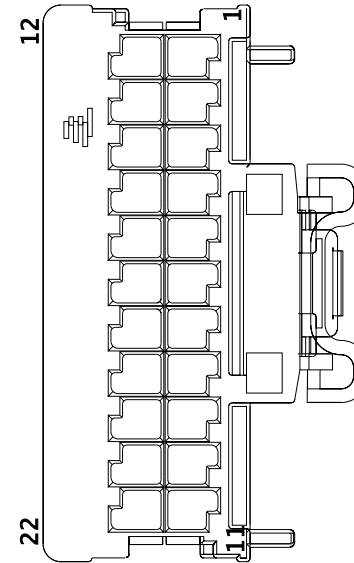
Name	Terminal Part Number	V-Min	Name	Wire Part Number	Wire CSA	Wire Spec	Wire Material description	Wire Color Description	Wire Length	End2 Terminal Part Number	End2 Pin Name	End2 Connector
A	-	-	QI79A	3510311 R1	0.79	18.0	Thin Wall XLPE Primary Cable	GREY	3110.0	-	A2	J3-1600
A	-	-	QW79B	2643673 R1	0.79	18.0	Std. Wall XLPE Primary Cable	GREY	2206.0	-	X	-
B	-	-	QW9BC	2643673 R1	0.79	18.0	Std. Wall XLPE Primary Cable	GREY	2176.0	-	-	-
B	-	-	QW9BC	2643673 R1	0.79	18.0	Std. Wall XLPE Primary Cable	GREY	2176.0	-	X	-

Connector Name 1113
 Part Number 1661260C1
 Instances L9 - Seatbelt Reminder (Warning)(Driver & Passenger in parallel):Diagram1
 Mates SW-SEATBELT-2017-03-01B



Name	Terminal Part Number	V-Min	Name	Wire Part Number	Wire CSA	Wire Spec	Wire Material description	Wire Color Description	Wire Length	End2 Terminal Part Number	End2 Pin Name	End2 Connector
A	-	-	QW79C	2643673 R1	0.79	18.0	Std. Wall XLPE Primary Cable	GREY	2906.0	-	X	-
B	-	-	QW9BD	2643673 R1	0.79	18.0	Std. Wall XLPE Primary Cable	GREY	2876.0	-	X	-

Connector Name 1200A
 Part Number 3768152C1
 Instances B6.7 - CAN Layout:Cab Standard J1939 (250Kbps)
 B6.7 - Heating Ventilation & Air Conditioning (HVAC)
 Manual:Diagram1
 Heating Ventilation & Air Conditioning (HVAC) Auto Temp
 Control:Diagram1 - HVAC
 Heating Ventilation & Air Conditioning (HVAC) Auto Temp
 Control:Diagram2 - Actuators
 Heating Ventilation & Air Conditioning (HVAC) Auto Temp
 Control:Diagram3 - Sensors
 L9 - CAN Layout:Cab Standard J1939 (250Kbps)
 L9 - Heating Ventilation & Air Conditioning (HVAC)
 Manual:Diagram1
 Mates MODU-HVAC_CRTL_HEAD-6003-0 6-01A



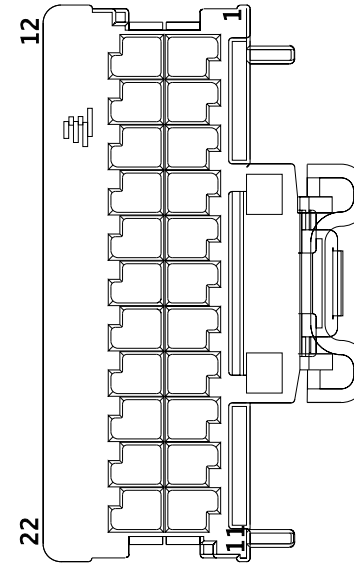
Name	Terminal Part Number	V-Min	Name	Wire Part Number	Wire CSA	Wire Spec	Wire Material description	Wire Color Description	Wire Length	End2 Terminal Part Number	End2 Pin Name	End2 Connector
1	-	-	AA73A	3510298 R1	0.53	20.0	Thin Wall XLPE Primary Cable	LIGHT GREEN	980.0	-	X	-
2	-	-	AD74-G	3510358 R1	0.53	20.0	Thin Wall XLPE Primary Cable	WHITE	1180.0	-	X	-
2	-	-	AE74-G	3510358 R1	0.53	20.0	Thin Wall XLPE Primary Cable	WHITE	1180.0	-	X	-
3	-	-	ZF75D-G	2645643 R1	0.35	22.0	Thin Wall XLPE Primary Cable	LIGHT GREEN	2730.0	-	5	1053

Name	Terminal Part Number	V-Min	Name	Wire Part Number	Wire CSA	Wire Spec	Wire Material description	Wire Color Description	Wire Length	End2 Terminal Part Number	End2 Pin Name	End2 Connector
4	-	-	ZF75D	2645643 R1	0.35	22.0	Thin Wall XLPE Primary Cable	LIGHT GREEN	2730.0	-	1	1053
5	-	-	AA75B	3510298 R1	0.53	20.0	Thin Wall XLPE Primary Cable	LIGHT GREEN	3390.0	-	P	1200E
6	-	-	TA75A	3510298 R1	0.53	20.0	Thin Wall XLPE Primary Cable	LIGHT GREEN	1390.0	-	X	-
7	-	-	-	-	-	-	-	-	-	-	-	-
7	-	-	WIRE720 031	-	0.0	-	-	-	0.0	-	PIN1	-
8	-	-	-	-	-	-	-	-	-	-	-	-
8	-	-	WIRE720 033	-	0.0	-	-	-	0.0	-	PIN1	-
9	-	-	AA74A2	3510298 R1	0.53	20.0	Thin Wall XLPE Primary Cable	LIGHT GREEN	3390.0	-	B	1200E
10	-	-	AA74B2	3510298 R1	0.53	20.0	Thin Wall XLPE Primary Cable	LIGHT GREEN	3390.0	-	G	1200E
11	-	-	AA74D5	3510298 R1	0.53	20.0	Thin Wall XLPE Primary Cable	LIGHT GREEN	3240.0	-	K	1200C
12	-	-	AA73B	3510298 R1	0.53	20.0	Thin Wall XLPE Primary Cable	LIGHT GREEN	980.0	-	X	-

Name	Terminal Part Number	V-Min	Name	Wire Part Number	Wire CSA	Wire Spec	Wire Material description	Wire Color Description	Wire Length	End2 Terminal Part Number	End2 Pin Name	End2 Connect or
13	-	-	AD74-GA	3510358 R1	0.53	20.0	Thin Wall XLPE Primary Cable	WHITE	1180.0	-	X	-
13	-	-	AE74-GA	3510358 R1	0.53	20.0	Thin Wall XLPE Primary Cable	WHITE	1180.0	-	X	-
14	-	-	ZF75TS1	3510298 R1	0.53	20.0	Thin Wall XLPE Primary Cable	LIGHT GREEN	1790.0	-	2	1200F
15	-	-	ZF75TS2	3510298 R1	0.53	20.0	Thin Wall XLPE Primary Cable	LIGHT GREEN	1790.0	-	1	1200F
16	-	-	ZF75TS3	3510298 R1	0.53	20.0	Thin Wall XLPE Primary Cable	LIGHT GREEN	1790.0	-	4	1200F
17	-	-	ZF75TS4	3510298 R1	0.53	20.0	Thin Wall XLPE Primary Cable	LIGHT GREEN	1790.0	-	3	1200F
18	-	-	AA74C2	3510298 R1	0.53	20.0	Thin Wall XLPE Primary Cable	LIGHT GREEN	3240.0	-	B	1200C
19	-	-	AA74E2	3510298 R1	0.53	20.0	Thin Wall XLPE Primary Cable	LIGHT GREEN	3240.0	-	M	1200C

Name	Terminal Part Number	V-Min	Name	Wire Part Number	Wire CSA	Wire Spec	Wire Material description	Wire Color Description	Wire Length	End2 Terminal Part Number	End2 Pin Name	End2 Connector
21	-	-	AA74D2	3510298 R1	0.53	20.0	Thin Wall XLPE Primary Cable	LIGHT GREEN	3240.0	-	G	1200C
22	-	-	AA74D4	3510298 R1	0.53	20.0	Thin Wall XLPE Primary Cable	LIGHT GREEN	3240.0	-	J	1200C

Connector Name 1200B
 Part Number 3768153C1
 Instances B6.7 - Heating Ventilation & Air Conditioning (HVAC)
 Manual:Diagram1
 Heating Ventilation & Air Conditioning (HVAC) Auto Temp
 Control:Diagram2 - Actuators
 L9 - Heating Ventilation & Air Conditioning (HVAC)
 Manual:Diagram1
 Mates MODU-HVAC_CTRL_HEAD-6003-0 5-01A

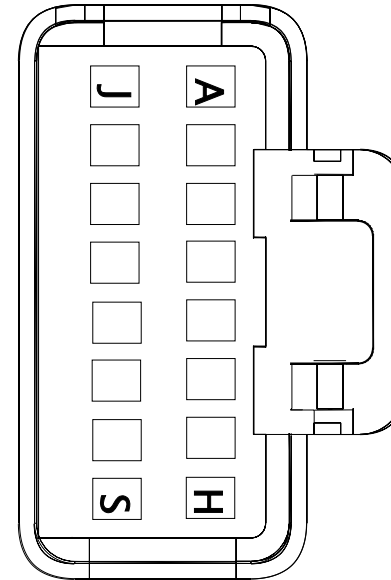


Name	Terminal Part Number	V-Min	Name	Wire Part Number	Wire CSA	Wire Spec	Wire Material description	Wire Color Description	Wire Length	End2 Terminal Part Number	End2 Pin Name	End2 Connector
1	-	-	AA74B1	3510298 R1	0.53	20.0	Thin Wall XLPE Primary Cable	LIGHT GREEN	3390.0	-	F	1200E
2	-	-	AA74B3	3510298 R1	0.53	20.0	Thin Wall XLPE Primary Cable	LIGHT GREEN	3390.0	-	H	1200E
3	-	-	AA74B4	3510298 R1	0.53	20.0	Thin Wall XLPE Primary Cable	LIGHT GREEN	3390.0	-	J	1200E
4	-	-	AA74C1	3510298 R1	0.53	20.0	Thin Wall XLPE Primary Cable	LIGHT GREEN	3240.0	-	A	1200C

Name	Terminal Part Number	V-Min	Name	Wire Part Number	Wire CSA	Wire Spec	Wire Material description	Wire Color Description	Wire Length	End2 Terminal Part Number	End2 Pin Name	End2 Connector
5	-	-	AA74C3	3510298 R1	0.53	20.0	Thin Wall XLPE Primary Cable	LIGHT GREEN	3240.0	-	C	1200C
6	-	-	AA74C4	3510298 R1	0.53	20.0	Thin Wall XLPE Primary Cable	LIGHT GREEN	3240.0	-	D	1200C
7	-	-	AA74C5	3510298 R1	0.53	20.0	Thin Wall XLPE Primary Cable	LIGHT GREEN	3240.0	-	E	1200C
8	-	-	AA74E1	3510298 R1	0.53	20.0	Thin Wall XLPE Primary Cable	LIGHT GREEN	3240.0	-	L	1200C
9	-	-	AA74E3	3510298 R1	0.53	20.0	Thin Wall XLPE Primary Cable	LIGHT GREEN	3240.0	-	N	1200C
10	-	-	AA74E4	3510298 R1	0.53	20.0	Thin Wall XLPE Primary Cable	LIGHT GREEN	3240.0	-	P	1200C
11	-	-	AA74E5	3510298 R1	0.53	20.0	Thin Wall XLPE Primary Cable	LIGHT GREEN	3240.0	-	S	1200C
12	-	-	AA74B5	3510298 R1	0.53	20.0	Thin Wall XLPE Primary Cable	LIGHT GREEN	3390.0	-	K	1200E

Name	Terminal Part Number	V-Min	Name	Wire Part Number	Wire CSA	Wire Spec	Wire Material description	Wire Color Description	Wire Length	End2 Terminal Part Number	End2 Pin Name	End2 Connector
13	-	-	AA74A1	3510298 R1	0.53	20.0	Thin Wall XLPE Primary Cable	LIGHT GREEN	3390.0	-	A	1200E
14	-	-	AA74A3	3510298 R1	0.53	20.0	Thin Wall XLPE Primary Cable	LIGHT GREEN	3390.0	-	C	1200E
15	-	-	AA74A4	3510298 R1	0.53	20.0	Thin Wall XLPE Primary Cable	LIGHT GREEN	3390.0	-	D	1200E
16	-	-	AA74A5	3510298 R1	0.53	20.0	Thin Wall XLPE Primary Cable	LIGHT GREEN	3390.0	-	E	1200E
21	-	-	AA74D1	3510298 R1	0.53	20.0	Thin Wall XLPE Primary Cable	LIGHT GREEN	3240.0	-	F	1200C
22	-	-	AA74D3	3510298 R1	0.53	20.0	Thin Wall XLPE Primary Cable	LIGHT GREEN	3240.0	-	H	1200C

Connector Name 1200C
 Part Number 4057474C1
 Instances B6.7 - Heating Ventilation & Air Conditioning (HVAC)
 Manual:Diagram1
 Heating Ventilation & Air Conditioning (HVAC) Auto Temp
 Control:Diagram2 - Actuators
 L9 - Heating Ventilation & Air Conditioning (HVAC)
 Manual:Diagram1
 Mates MODU-HEAT/EVAP-6003-04-04A

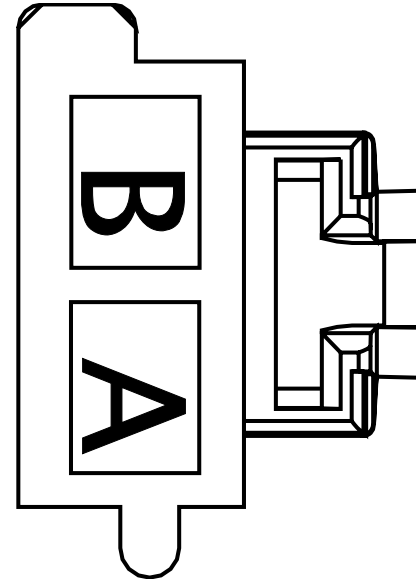


Name	Terminal Part Number	V-Min	Name	Wire Part Number	Wire CSA	Wire Spec	Wire Material description	Wire Color Description	Wire Length	End2 Terminal Part Number	End2 Pin Name	End2 Connector
A	-	-	AA74C1	3510298 R1	0.53	20.0	Thin Wall XLPE Primary Cable	LIGHT GREEN	3240.0	-	4	1200B
B	-	-	AA74C2	3510298 R1	0.53	20.0	Thin Wall XLPE Primary Cable	LIGHT GREEN	3240.0	-	18	1200A
C	-	-	AA74C3	3510298 R1	0.53	20.0	Thin Wall XLPE Primary Cable	LIGHT GREEN	3240.0	-	5	1200B
D	-	-	AA74C4	3510298 R1	0.53	20.0	Thin Wall XLPE Primary Cable	LIGHT GREEN	3240.0	-	6	1200B

Name	Terminal Part Number	V-Min	Name	Wire Part Number	Wire CSA	Wire Spec	Wire Material description	Wire Color Description	Wire Length	End2 Terminal Part Number	End2 Pin Name	End2 Connect or
E	-	-	AA74C5	3510298 R1	0.53	20.0	Thin Wall XLPE Primary Cable	LIGHT GREEN	3240.0	-	7	1200B
F	-	-	AA74D1	3510298 R1	0.53	20.0	Thin Wall XLPE Primary Cable	LIGHT GREEN	3240.0	-	21	1200B
G	-	-	AA74D2	3510298 R1	0.53	20.0	Thin Wall XLPE Primary Cable	LIGHT GREEN	3240.0	-	21	1200A
H	-	-	AA74D3	3510298 R1	0.53	20.0	Thin Wall XLPE Primary Cable	LIGHT GREEN	3240.0	-	22	1200B
J	-	-	AA74D4	3510298 R1	0.53	20.0	Thin Wall XLPE Primary Cable	LIGHT GREEN	3240.0	-	22	1200A
K	-	-	AA74D5	3510298 R1	0.53	20.0	Thin Wall XLPE Primary Cable	LIGHT GREEN	3240.0	-	11	1200A
L	-	-	AA74E1	3510298 R1	0.53	20.0	Thin Wall XLPE Primary Cable	LIGHT GREEN	3240.0	-	8	1200B
M	-	-	AA74E2	3510298 R1	0.53	20.0	Thin Wall XLPE Primary Cable	LIGHT GREEN	3240.0	-	19	1200A

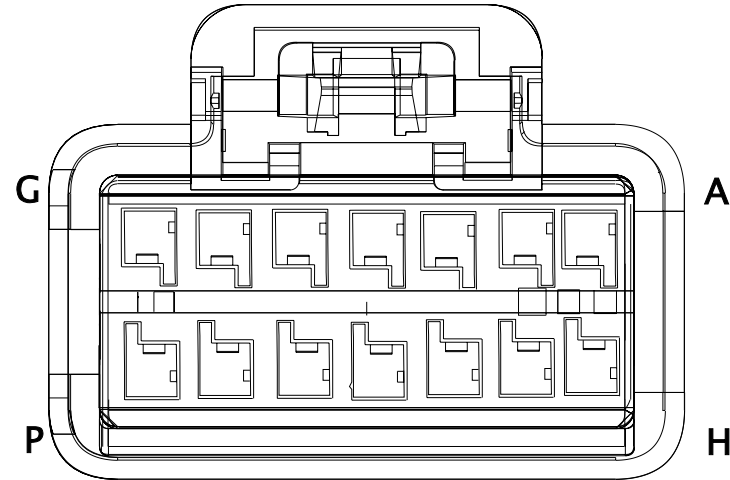
Name	Terminal Part Number	V-Min	Name	Wire Part Number	Wire CSA	Wire Spec	Wire Material description	Wire Color Description	Wire Length	End2 Terminal Part Number	End2 Pin Name	End2 Connector
N	-	-	AA74E3	3510298 R1	0.53	20.0	Thin Wall XLPE Primary Cable	LIGHT GREEN	3240.0	-	9	1200B
P	-	-	AA74E4	3510298 R1	0.53	20.0	Thin Wall XLPE Primary Cable	LIGHT GREEN	3240.0	-	10	1200B
S	-	-	AA74E5	3510298 R1	0.53	20.0	Thin Wall XLPE Primary Cable	LIGHT GREEN	3240.0	-	11	1200B

Connector Name 1200D
 Part Number 4061870C1
 Instances B6.7 - Heating Ventilation & Air Conditioning (HVAC)
 Manual:Diagram1
 Heating Ventilation & Air Conditioning (HVAC) Auto Temp
 Control:Diagram1 - HVAC
 L9 - Heating Ventilation & Air Conditioning (HVAC)
 Manual:Diagram1
 Mates MODU-HEAT/EVAP-6003-04-04A



Name	Terminal Part Number	V-Min	Name	Wire Part Number	Wire CSA	Wire Spec	Wire Material description	Wire Color Description	Wire Length	End2 Terminal Part Number	End2 Pin Name	End2 Connector
A	-	-	TA75AC	2643695 R1	3.01	12.0	Std. Wall XLPE Primary Cable	RED	3415.0	-	-	-
B	-	-	AE75-G	3510362 R1	3.01	12.0	Thin Wall XLPE Primary Cable	WHITE	2170.0	-	X	-
B	-	-	AD75-G	3510362 R1	3.01	12.0	Thin Wall XLPE Primary Cable	WHITE	2170.0	-	X	-
B	-	-	AD11-GS	3510362 R1	3.01	12.0	Thin Wall XLPE Primary Cable	WHITE	640.0	-	X	-

Connector Name 1200E
 Part Number 4057658C1
 Instances B6.7 - Heating Ventilation & Air Conditioning (HVAC)
 Manual:Diagram1
 Heating Ventilation & Air Conditioning (HVAC) Auto Temp
 Control:Diagram1 - HVAC
 Heating Ventilation & Air Conditioning (HVAC) Auto Temp
 Control:Diagram2 - Actuators
 L9 - Heating Ventilation & Air Conditioning (HVAC)
 Manual:Diagram1
 Mates MODU-HEAT/EVAP-6003-04-04A

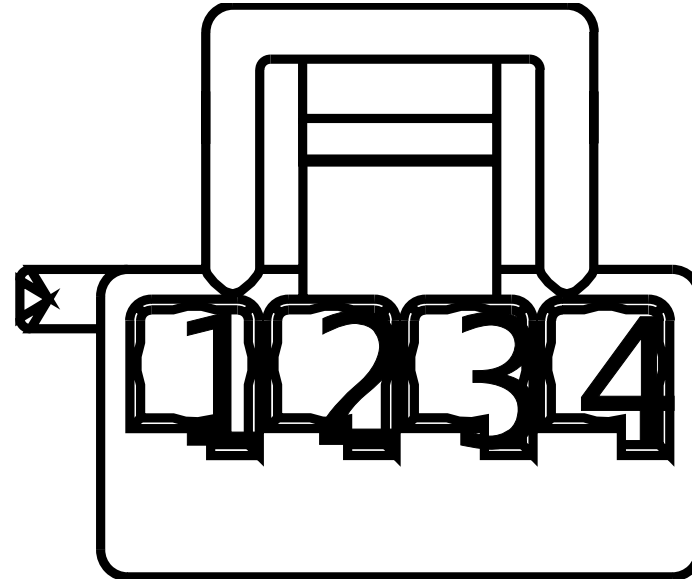


Name	Terminal Part Number	V-Min	Name	Wire Part Number	Wire CSA	Wire Spec	Wire Material description	Wire Color Description	Wire Length	End2 Terminal Part Number	End2 Pin Name	End2 Connector
A	-	-	AA74A1	3510298 R1	0.53	20.0	Thin Wall XLPE Primary Cable	LIGHT GREEN	3390.0	-	13	1200B
B	-	-	AA74A2	3510298 R1	0.53	20.0	Thin Wall XLPE Primary Cable	LIGHT GREEN	3390.0	-	9	1200A
C	-	-	AA74A3	3510298 R1	0.53	20.0	Thin Wall XLPE Primary Cable	LIGHT GREEN	3390.0	-	14	1200B
D	-	-	AA74A4	3510298 R1	0.53	20.0	Thin Wall XLPE Primary Cable	LIGHT GREEN	3390.0	-	15	1200B

Name	Terminal Part Number	V-Min	Name	Wire Part Number	Wire CSA	Wire Spec	Wire Material description	Wire Color Description	Wire Length	End2 Terminal Part Number	End2 Pin Name	End2 Connector
E	-	-	AA74A5	3510298 R1	0.53	20.0	Thin Wall XLPE Primary Cable	LIGHT GREEN	3390.0	-	16	1200B
F	-	-	AA74B1	3510298 R1	0.53	20.0	Thin Wall XLPE Primary Cable	LIGHT GREEN	3390.0	-	1	1200B
G	-	-	AA74B2	3510298 R1	0.53	20.0	Thin Wall XLPE Primary Cable	LIGHT GREEN	3390.0	-	10	1200A
H	-	-	AA74B3	3510298 R1	0.53	20.0	Thin Wall XLPE Primary Cable	LIGHT GREEN	3390.0	-	2	1200B
J	-	-	AA74B4	3510298 R1	0.53	20.0	Thin Wall XLPE Primary Cable	LIGHT GREEN	3390.0	-	3	1200B
K	-	-	AA74B5	3510298 R1	0.53	20.0	Thin Wall XLPE Primary Cable	LIGHT GREEN	3390.0	-	12	1200B
L	-	-	SA77D	3510298 R1	0.53	20.0	Thin Wall XLPE Primary Cable	LIGHT GREEN	2945.0	-	A10	J7-1607
M	-	-	AA6AM	3510310 R1	0.53	20.0	Thin Wall XLPE Primary Cable	GREY	2945.0	-	B10	J7-1607


Name	Terminal Part Number	V-Min	Name	Wire Part Number	Wire CSA	Wire Spec	Wire Material description	Wire Color Description	Wire Length	End2 Terminal Part Number	End2 Pin Name	End2 Connector
N	-	-	TA75AB	3510299 R1	0.79	18.0	Thin Wall XLPE Primary Cable	LIGHT GREEN	2000.0	-	X	-
P	-	-	AA75B	3510298 R1	0.53	20.0	Thin Wall XLPE Primary Cable	LIGHT GREEN	3390.0	-	5	1200A

Connector Name 1200F
 Part Number 4116508C1
 Instances Heating Ventilation & Air Conditioning (HVAC) Auto Temp Control:Diagram3 - Sensors
 Mates DEV-ITOS_SNSR-01



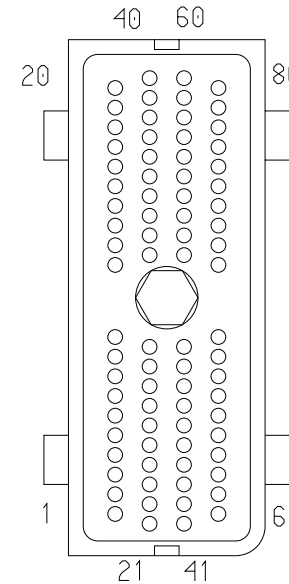
Name	Terminal Part Number	V-Min	Name	Wire Part Number	Wire CSA	Wire Spec	Wire Material description	Wire Color Description	Wire Length	End2 Terminal Part Number	End2 Pin Name	End2 Connector
1	-	-	ZF75TS2	3510298 R1	0.53	20.0	Thin Wall XLPE Primary Cable	LIGHT GREEN	1790.0	-	15	1200A
2	-	-	ZF75TS1	3510298 R1	0.53	20.0	Thin Wall XLPE Primary Cable	LIGHT GREEN	1790.0	-	14	1200A
3	-	-	ZF75TS4	3510298 R1	0.53	20.0	Thin Wall XLPE Primary Cable	LIGHT GREEN	1790.0	-	17	1200A
4	-	-	ZF75TS3	3510298 R1	0.53	20.0	Thin Wall XLPE Primary Cable	LIGHT GREEN	1790.0	-	16	1200A

Connector Name 1200
 Part Number RING-E-1-2_0
 Instances L9 - Cranking (Starter) GEN4 BCM W/O Thermal
 Overcrank:Diagram1-Combination1
 Mates MOT-STARTER-5024-01-04



Name	Terminal Part Number	V-Min	Name	Wire Part Number	Wire CSA	Wire Spec	Wire Material description	Wire Color Description	Wire Length	End2 Terminal Part Number	End2 Pin Name	End2 Connector
A	-	-	14-G	2645929 R1	18.94	4.0	SGX NFLEX 125	BLACK	4450.0	-	A	9257

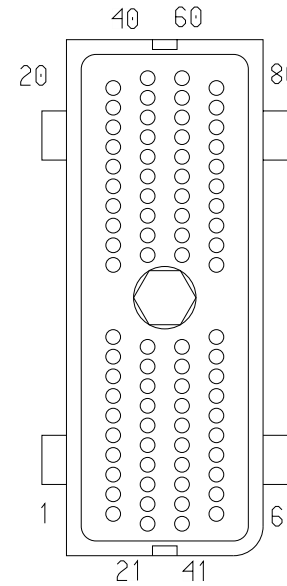
Connector Name 1234
 Part Number 3605713C1
 Instances B6.7 - Backup Light(Single Reverse Light) Allison
 3K/4K:Diagram1-Combination1
 B6.7 - CAN Layout:Powertrain Standard J1939 (500Kbps)
 B6.7 - Starter Interlocks (BCM Controlled with Input from Allison
 3K/4K TCM):Diagram1-Combination1
 L9 - Allison without Switch and with Confirmation
 Telltale:Diagram1-Combination1
 L9 - CAN Layout:Euro 5 Powertrain Standard J1939 (250Kbps)
 L9 - Starter Interlocks (BCM Controlled with Input from Allison
 3K/4K TCM):Diagram1-Combination1
 Mates MODU-TCM-A002-10-03



Name	Terminal Part Number	V-Min	Name	Wire Part Number	Wire CSA	Wire Spec	Wire Material description	Wire Color Description	Wire Length	End2 Terminal Part Number	End2 Pin Name	End2 Connector
3	-	-	A92#103	3510335 R1	0.79	18.0	Thin Wall XLPE Primary Cable	YELLOW 2	370.0	-	2	1235
6	-	-	-	-	-	-	-	-	-	-	-	-
6	-	-	WIRE728 823	-	0.0	-	-	-	0.0	-	12	1237
17	-	-	A92#117	3510341 R1	0.79	18.0	Thin Wall XLPE Primary Cable	LIGHT BLUE	370.0	-	6	1235
27	-	-	-	-	-	-	-	-	-	-	-	-
27	-	-	WIRE728 824	-	0.0	-	-	-	0.0	-	4	1237
41	-	-	A92#141	3510329 R1	0.79	18.0	Thin Wall XLPE Primary Cable	TAN	370.0	-	12	1235

Name	Terminal Part Number	V-Min	Name	Wire Part Number	Wire CSA	Wire Spec	Wire Material description	Wire Color Description	Wire Length	End2 Terminal Part Number	End2 Pin Name	End2 Connector
65	-	-	A92#165	3510329 R1	0.79	18.0	Thin Wall XLPE Primary Cable	TAN	370.0	-	2	1236

Connector Name 1234
 Part Number 3605713C1
 Instances B6.7 - Rear Lights Stop - Single Assembly:Diagram1
 B6.7 - Trans Range Inhibit (J1939 Comm):Diagram1
 B6.7 - Transmission (Allison 3K/4K):Diagram1-Combination1
 B6.7 - Transmission - MODE Selection:Diagram1
 B6.7 - Transmission Power Take Off (Auto Trans Single PTO w/21 Parameters):Diagram1
 B6.7 - Transmission Shifter (Stalk Shifter Allison):Diagram1-Combination1
 B6.7 - Trip Odometer (w/ECM & TCM):Diagram1
 L9 - Backup Light (Single Reverse Light) Allison 3K/4K 07:Diagram1-Combination1
 L9 - Rear Lights Stop - Single Assembly:Diagram1
 L9 - Remote Start/Stop:Diagram1
 L9 - Remote Start/Stop w/ Emergency Pump:Diagram1
 L9 - Transmission (Allison 3K/4K):Diagram1-Combination1
 L9 - Transmission - MODE Selection:Diagram1
 L9 - Transmission Oil Temperature-Automatic Trans w/Aux Gauge:Diagram1
 L9 - Transmission Power Take Off (Auto Trans Single PTO w/21 Parameters):Diagram1
 L9 - Transmission Power Take Off (Auto Trans with Lectradrive):Diagram1
 L9 - Transmission Power Take Off (Single PTO W/ RPM and Auto Trans):Diagram1
 L9 - Transmission Shifter (Stalk Shifter Allison):Diagram1-Combination1
 L9 - Trip Odometer (w/ECM & TCM):Diagram1
 Transmission Oil Temperature Automatic Trans Option2:Diagram1
 Vehicle Speedometer System (Automatic XMSN) NA:Diagram1



Mates MODU-TCM-A002-10-03

Name	Terminal Part Number	V-Min	Name	Wire Part Number	Wire CSA	Wire Spec	Wire Material description	Wire Color Description	Wire Length	End2 Terminal Part Number	End2 Pin Name	End2 Connector
1	-	-	A92#101	3510341 R1	0.79	18.0	Thin Wall XLPE Primary Cable	LIGHT BLUE	370.0	-	-	-

Name	Terminal Part Number	V-Min	Name	Wire Part Number	Wire CSA	Wire Spec	Wire Material description	Wire Color Description	Wire Length	End2 Terminal Part Number	End2 Pin Name	End2 Connect or
1	-	-	A47#125	3510329 R1	0.79	18.0	Thin Wall XLPE Primary Cable	TAN	370.0	-	8	1237
1	-	-	A92#101	3510341 R1	0.79	18.0	Thin Wall XLPE Primary Cable	LIGHT BLUE	370.0	-	1	1235
3	-	-	A92#103	3510335 R1	0.79	18.0	Thin Wall XLPE Primary Cable	YELLOW 2	370.0	-	-	-
3	-	-	A92#103	3510335 R1	0.79	18.0	Thin Wall XLPE Primary Cable	YELLOW 2	370.0	-	2	1235
5	-	-	A92#105	3510317 R1	0.79	18.0	Thin Wall XLPE Primary Cable	ORANGE	370.0	-	-	-
5	-	-	A92#105	3510317 R1	0.79	18.0	Thin Wall XLPE Primary Cable	ORANGE	370.0	-	3	1235
6	-	-	-	-	-	-	-	-	-	-	-	-
9	-	-	A92#109	3510311 R1	0.79	18.0	Thin Wall XLPE Primary Cable	GREY	370.0	-	4	1235
10	-	-	A92#110	3510323 R1	0.79	18.0	Thin Wall XLPE Primary Cable	PINK	370.0	-	5	1235

Name	Terminal Part Number	V-Min	Name	Wire Part Number	Wire CSA	Wire Spec	Wire Material description	Wire Color Description	Wire Length	End2 Terminal Part Number	End2 Pin Name	End2 Connector
11	-	-	A92#111	3510317 R1	0.79	18.0	Thin Wall XLPE Primary Cable	ORANGE	370.0	-	-	-
11	-	-	A92#111	3510317 R1	0.79	18.0	Thin Wall XLPE Primary Cable	ORANGE	370.0	-	5	1236
12	-	-	A92#112	3510323 R1	0.79	18.0	Thin Wall XLPE Primary Cable	PINK	370.0	-	-	-
12	-	-	A92#112	3510323 R1	0.79	18.0	Thin Wall XLPE Primary Cable	PINK	370.0	-	6	1236
15	-	-	A92#115	3510359 R1	0.79	18.0	Thin Wall XLPE Primary Cable	WHITE	370.0	-	-	-
16	-	-	A92#116	3510341 R1	0.79	18.0	Thin Wall XLPE Primary Cable	LIGHT BLUE	370.0	-	-	-
16	-	-	A92#116	3510341 R1	0.79	18.0	Thin Wall XLPE Primary Cable	LIGHT BLUE	370.0	-	7	1236
17	-	-	A92#117	3510341 R1	0.79	18.0	Thin Wall XLPE Primary Cable	LIGHT BLUE	370.0	-	-	-

Name	Terminal Part Number	V-Min	Name	Wire Part Number	Wire CSA	Wire Spec	Wire Material description	Wire Color Description	Wire Length	End2 Terminal Part Number	End2 Pin Name	End2 Connector
17	-	-	A92#142	3510359 R1	0.79	18.0	Thin Wall XLPE Primary Cable	WHITE	370.0	-	13	1237
17	-	-	A92#117	3510341 R1	0.79	18.0	Thin Wall XLPE Primary Cable	LIGHT BLUE	370.0	-	6	1235
18	-	-	A92#118	3510311 R1	0.79	18.0	Thin Wall XLPE Primary Cable	GREY	370.0	-	-	-
18	-	-	A92#118	3510311 R1	0.79	18.0	Thin Wall XLPE Primary Cable	GREY	370.0	-	18	1237
19	-	-	A92#119	3510341 R1	0.79	18.0	Thin Wall XLPE Primary Cable	LIGHT BLUE	370.0	-	-	-
19	-	-	A92#119	3510341 R1	0.79	18.0	Thin Wall XLPE Primary Cable	LIGHT BLUE	370.0	-	15	1235
20	-	-	A92#120	3510341 R1	0.79	18.0	Thin Wall XLPE Primary Cable	LIGHT BLUE	370.0	-	-	-
20	-	-	A92#120	3510341 R1	0.79	18.0	Thin Wall XLPE Primary Cable	LIGHT BLUE	370.0	-	3	1237

Name	Terminal Part Number	V-Min	Name	Wire Part Number	Wire CSA	Wire Spec	Wire Material description	Wire Color Description	Wire Length	End2 Terminal Part Number	End2 Pin Name	End2 Connector
22	-	-	A92#122	3510335 R1	0.79	18.0	Thin Wall XLPE Primary Cable	YELLOW 2	370.0	-	-	-
22	-	-	A92#122	3510335 R1	0.79	18.0	Thin Wall XLPE Primary Cable	YELLOW 2	370.0	-	7	1235
23	-	-	A92#123	3510299 R1	0.79	18.0	Thin Wall XLPE Primary Cable	LIGHT GREEN	370.0	-	-	-
23	-	-	A92#123	3510299 R1	0.79	18.0	Thin Wall XLPE Primary Cable	LIGHT GREEN	370.0	-	8	1235
24	-	-	A92#124	3510359 R1	0.79	18.0	Thin Wall XLPE Primary Cable	WHITE	370.0	-	-	-
24	-	-	A92#124	3510359 R1	0.79	18.0	Thin Wall XLPE Primary Cable	WHITE	370.0	-	16	1235
25	-	-	A47#125	3510329 R1	0.79	18.0	Thin Wall XLPE Primary Cable	TAN	370.0	-	-	-
27	-	-	-	-	-	-	-	-	-	-	-	-
30	-	-	A92#130	3510359 R1	0.79	18.0	Thin Wall XLPE Primary Cable	WHITE	370.0	-	-	-

Name	Terminal Part Number	V-Min	Name	Wire Part Number	Wire CSA	Wire Spec	Wire Material description	Wire Color Description	Wire Length	End2 Terminal Part Number	End2 Pin Name	End2 Connector
30	-	-	A92#130	3510359 R1	0.79	18.0	Thin Wall XLPE Primary Cable	WHITE	370.0	-	10	1235
31	-	-	A92#131	3510335 R1	0.79	18.0	Thin Wall XLPE Primary Cable	YELLOW 2	370.0	-	-	-
31	-	-	A92#131	3510335 R1	0.79	18.0	Thin Wall XLPE Primary Cable	YELLOW 2	370.0	-	9	1236
31	-	-	A92#115	3510359 R1	0.79	18.0	Thin Wall XLPE Primary Cable	WHITE	370.0	-	9	1235
33	-	-	A92#133	3510335 R1	0.79	18.0	Thin Wall XLPE Primary Cable	YELLOW 2	370.0	-	-	-
33	-	-	A92#133	3510335 R1	0.79	18.0	Thin Wall XLPE Primary Cable	YELLOW 2	370.0	-	10	1236
34	-	-	A92#134	3510335 R1	0.79	18.0	Thin Wall XLPE Primary Cable	YELLOW 2	370.0	-	11	1235
34	-	-	A92#134	3510335 R1	0.79	18.0	Thin Wall XLPE Primary Cable	YELLOW 2	370.0	-	-	-

Name	Terminal Part Number	V-Min	Name	Wire Part Number	Wire CSA	Wire Spec	Wire Material description	Wire Color Description	Wire Length	End2 Terminal Part Number	End2 Pin Name	End2 Connector
36	-	-	A92#136	3510317 R1	0.79	18.0	Thin Wall XLPE Primary Cable	ORANGE	370.0	-	-	-
36	-	-	A92#136	3510317 R1	0.79	18.0	Thin Wall XLPE Primary Cable	ORANGE	370.0	-	11	1236
37	-	-	A92#137	3510359 R1	0.79	18.0	Thin Wall XLPE Primary Cable	WHITE	370.0	-	-	-
37	-	-	A92#137	3510359 R1	0.79	18.0	Thin Wall XLPE Primary Cable	WHITE	370.0	-	12	1236
39	-	-	A48#139	3510317 R1	0.79	18.0	Thin Wall XLPE Primary Cable	ORANGE	370.0	-	-	-
39	-	-	A48#139	3510317 R1	0.79	18.0	Thin Wall XLPE Primary Cable	ORANGE	370.0	-	1	1237
40	-	-	A47#140	3510299 R1	0.79	18.0	Thin Wall XLPE Primary Cable	LIGHT GREEN	370.0	-	-	-
40	-	-	A47#140	3510299 R1	0.79	18.0	Thin Wall XLPE Primary Cable	LIGHT GREEN	370.0	-	2	1237

Name	Terminal Part Number	V-Min	Name	Wire Part Number	Wire CSA	Wire Spec	Wire Material description	Wire Color Description	Wire Length	End2 Terminal Part Number	End2 Pin Name	End2 Connector
41	-	-	A92#141	3510329 R1	0.79	18.0	Thin Wall XLPE Primary Cable	TAN	370.0	-	-	-
41	-	-	A92#141	3510329 R1	0.79	18.0	Thin Wall XLPE Primary Cable	TAN	370.0	-	12	1235
42	-	-	A92#142	3510359 R1	0.79	18.0	Thin Wall XLPE Primary Cable	WHITE	370.0	-	-	-
43	-	-	A92#143	3510341 R1	0.79	18.0	Thin Wall XLPE Primary Cable	LIGHT BLUE	370.0	-	-	-
43	-	-	A92#143	3510341 R1	0.79	18.0	Thin Wall XLPE Primary Cable	LIGHT BLUE	370.0	-	13	1235
45	-	-	A92#145	3510317 R1	0.79	18.0	Thin Wall XLPE Primary Cable	ORANGE	370.0	-	-	-
45	-	-	A92#145	3510317 R1	0.79	18.0	Thin Wall XLPE Primary Cable	ORANGE	370.0	-	14	1235
51	-	-	A92#151	3510359 R1	0.79	18.0	Thin Wall XLPE Primary Cable	WHITE	370.0	-	-	-

Name	Terminal Part Number	V-Min	Name	Wire Part Number	Wire CSA	Wire Spec	Wire Material description	Wire Color Description	Wire Length	End2 Terminal Part Number	End2 Pin Name	End2 Connector
51	-	-	A92#151	3510359 R1	0.79	18.0	Thin Wall XLPE Primary Cable	WHITE	370.0	-	15	1236
52	-	-	A92#152	3510299 R1	0.79	18.0	Thin Wall XLPE Primary Cable	LIGHT GREEN	370.0	-	-	-
52	-	-	A92#152	3510299 R1	0.79	18.0	Thin Wall XLPE Primary Cable	LIGHT GREEN	370.0	-	16	1236
54	-	-	A31#154	3510329 R1	0.79	18.0	Thin Wall XLPE Primary Cable	TAN	370.0	-	-	-
54	-	-	A31#154	3510329 R1	0.79	18.0	Thin Wall XLPE Primary Cable	TAN	370.0	-	17	1236
55	-	-	A92#155	3510359 R1	0.79	18.0	Thin Wall XLPE Primary Cable	WHITE	370.0	-	-	-
55	-	-	A92#155	3510359 R1	0.79	18.0	Thin Wall XLPE Primary Cable	WHITE	370.0	-	5	1237
56	-	-	A92#156	3510323 R1	0.79	18.0	Thin Wall XLPE Primary Cable	PINK	370.0	-	-	-

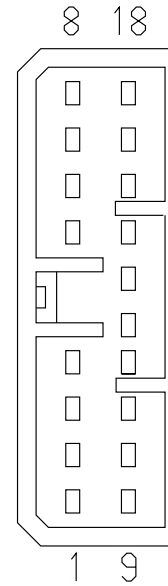
Name	Terminal Part Number	V-Min	Name	Wire Part Number	Wire CSA	Wire Spec	Wire Material description	Wire Color Description	Wire Length	End2 Terminal Part Number	End2 Pin Name	End2 Connector
56	-	-	A92#156	3510323 R1	0.79	18.0	Thin Wall XLPE Primary Cable	PINK	370.0	-	14	1237
57	-	-	A92#157	3510359 R1	0.79	18.0	Thin Wall XLPE Primary Cable	WHITE	370.0	-	-	-
58	-	-	A92#158	3510299 R1	0.79	18.0	Thin Wall XLPE Primary Cable	LIGHT GREEN	370.0	-	-	-
58	-	-	A92#158	3510299 R1	0.79	18.0	Thin Wall XLPE Primary Cable	LIGHT GREEN	370.0	-	13	1236
59	-	-	A48#159	3510329 R1	0.79	18.0	Thin Wall XLPE Primary Cable	TAN	370.0	-	-	-
59	-	-	A48#159	3510329 R1	0.79	18.0	Thin Wall XLPE Primary Cable	TAN	370.0	-	9	1237
60	-	-	A47#160	3510335 R1	0.79	18.0	Thin Wall XLPE Primary Cable	YELLOW 2	370.0	-	-	-
60	-	-	A47#160	3510335 R1	0.79	18.0	Thin Wall XLPE Primary Cable	YELLOW 2	370.0	-	10	1237

Name	Terminal Part Number	V-Min	Name	Wire Part Number	Wire CSA	Wire Spec	Wire Material description	Wire Color Description	Wire Length	End2 Terminal Part Number	End2 Pin Name	End2 Connector
61	-	-	A92#161	3510317 R1	0.79	18.0	Thin Wall XLPE Primary Cable	ORANGE	370.0	-	-	-
61	-	-	A92#161	3510317 R1	0.79	18.0	Thin Wall XLPE Primary Cable	ORANGE	370.0	-	15	1237
62	-	-	A92#162	3510335 R1	0.79	18.0	Thin Wall XLPE Primary Cable	YELLOW 2	370.0	-	-	-
62	-	-	A92#162	3510335 R1	0.79	18.0	Thin Wall XLPE Primary Cable	YELLOW 2	370.0	-	17	1235
63	-	-	A92#163	3510335 R1	0.79	18.0	Thin Wall XLPE Primary Cable	YELLOW 2	370.0	-	-	-
63	-	-	A92#163	3510335 R1	0.79	18.0	Thin Wall XLPE Primary Cable	YELLOW 2	370.0	-	18	1235
64	-	-	A92#164	3510341 R1	0.79	18.0	Thin Wall XLPE Primary Cable	LIGHT BLUE	370.0	-	-	-
64	-	-	A92#164	3510341 R1	0.79	18.0	Thin Wall XLPE Primary Cable	LIGHT BLUE	370.0	-	1	1236

Name	Terminal Part Number	V-Min	Name	Wire Part Number	Wire CSA	Wire Spec	Wire Material description	Wire Color Description	Wire Length	End2 Terminal Part Number	End2 Pin Name	End2 Connector
65	-	-	A92#165	3510329 R1	0.79	18.0	Thin Wall XLPE Primary Cable	TAN	370.0	-	2	1236
65	-	-	A92#165	3510329 R1	0.79	18.0	Thin Wall XLPE Primary Cable	TAN	370.0	-	-	-
69	-	-	A92#169	3510311 R1	0.79	18.0	Thin Wall XLPE Primary Cable	GREY	370.0	-	3	1236
70	-	-	A92#170	3510323 R1	0.79	18.0	Thin Wall XLPE Primary Cable	PINK	370.0	-	4	1236
71	-	-	A92#171	3510335 R1	0.79	18.0	Thin Wall XLPE Primary Cable	YELLOW 2	370.0	-	-	-
71	-	-	A92#171	3510335 R1	0.79	18.0	Thin Wall XLPE Primary Cable	YELLOW 2	370.0	-	14	1236
74	-	-	A92#174	3510341 R1	0.79	18.0	Thin Wall XLPE Primary Cable	LIGHT BLUE	370.0	-	-	-
74	-	-	A92#174	3510341 R1	0.79	18.0	Thin Wall XLPE Primary Cable	LIGHT BLUE	370.0	-	6	1237

Name	Terminal Part Number	V-Min	Name	Wire Part Number	Wire CSA	Wire Spec	Wire Material description	Wire Color Description	Wire Length	End2 Terminal Part Number	End2 Pin Name	End2 Connector
75	-	-	A92#175	3510317 R1	0.79	18.0	Thin Wall XLPE Primary Cable	ORANGE	370.0	-	-	-
75	-	-	A92#175	3510317 R1	0.79	18.0	Thin Wall XLPE Primary Cable	ORANGE	370.0	-	16	1237
76	-	-	A92#176	3510335 R1	0.79	18.0	Thin Wall XLPE Primary Cable	YELLOW 2	370.0	-	-	-
76	-	-	A92#176	3510335 R1	0.79	18.0	Thin Wall XLPE Primary Cable	YELLOW 2	370.0	-	7	1237
77	-	-	A92#177	3510299 R1	0.79	18.0	Thin Wall XLPE Primary Cable	LIGHT GREEN	370.0	-	-	-
77	-	-	A92#177	3510299 R1	0.79	18.0	Thin Wall XLPE Primary Cable	LIGHT GREEN	370.0	-	8	1236
80	-	-	A92#180	3510317 R1	0.79	18.0	Thin Wall XLPE Primary Cable	ORANGE	370.0	-	-	-
80	-	-	A92#180	3510317 R1	0.79	18.0	Thin Wall XLPE Primary Cable	ORANGE	370.0	-	11	1237

Connector Name 1235
 Part Number 3627615C1
 Short Description TRANS MODULE 1
 Instances
 B6.7 - Starter Interlocks (BCM Controlled with Input from Allison 3K/4K TCM):Diagram1-Combination1
 B6.7 - Transmission (Allison 3K/4K):Diagram1-Combination1
 L9 - Allison without Switch and with Confirmation
 Telltale:Diagram1-Combination1
 L9 - Transmission (Allison 3K/4K):Diagram1-Combination1
 L9 - Transmission Shifter (Stalk Shifter Allison):Diagram1-Combination1
 Mates 1501

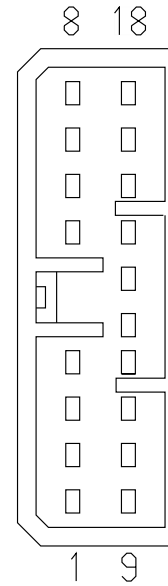


Name	Terminal Part Number	V-Min	Name	Wire Part Number	Wire CSA	Wire Spec	Wire Material description	Wire Color Description	Wire Length	End2 Terminal Part Number	End2 Pin Name	End2 Connector
1	-	-	A92#101	3510341 R1	0.79	18.0	Thin Wall XLPE Primary Cable	LIGHT BLUE	370.0	-	1	1234
2	-	-	A92#103	3510335 R1	0.79	18.0	Thin Wall XLPE Primary Cable	YELLOW 2	370.0	-	3	1234
3	-	-	A92#105	3510317 R1	0.79	18.0	Thin Wall XLPE Primary Cable	ORANGE	370.0	-	5	1234
4	-	-	A92#109	3510311 R1	0.79	18.0	Thin Wall XLPE Primary Cable	GREY	370.0	-	9	1234

Name	Terminal Part Number	V-Min	Name	Wire Part Number	Wire CSA	Wire Spec	Wire Material description	Wire Color Description	Wire Length	End2 Terminal Part Number	End2 Pin Name	End2 Connector
5	-	-	A92#110	3510323 R1	0.79	18.0	Thin Wall XLPE Primary Cable	PINK	370.0	-	10	1234
6	-	-	A92#117	3510341 R1	0.79	18.0	Thin Wall XLPE Primary Cable	LIGHT BLUE	370.0	-	17	1234
7	-	-	A92#122	3510335 R1	0.79	18.0	Thin Wall XLPE Primary Cable	YELLOW 2	370.0	-	22	1234
8	-	-	A92#123	3510299 R1	0.79	18.0	Thin Wall XLPE Primary Cable	LIGHT GREEN	370.0	-	23	1234
9	-	-	A92#115	3510359 R1	0.79	18.0	Thin Wall XLPE Primary Cable	WHITE	370.0	-	31	1234
10	-	-	A92#130	3510359 R1	0.79	18.0	Thin Wall XLPE Primary Cable	WHITE	370.0	-	30	1234
11	-	-	A92#134	3510335 R1	0.79	18.0	Thin Wall XLPE Primary Cable	YELLOW 2	370.0	-	34	1234
12	-	-	A92#141	3510329 R1	0.79	18.0	Thin Wall XLPE Primary Cable	TAN	370.0	-	41	1234

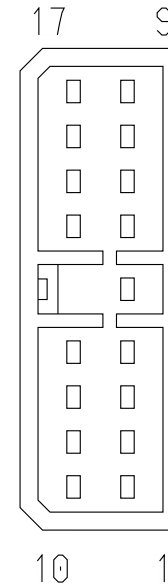
Name	Terminal Part Number	V-Min	Name	Wire Part Number	Wire CSA	Wire Spec	Wire Material description	Wire Color Description	Wire Length	End2 Terminal Part Number	End2 Pin Name	End2 Connect or
13	-	-	A92#143	3510341 R1	0.79	18.0	Thin Wall XLPE Primary Cable	LIGHT BLUE	370.0	-	43	1234
14	-	-	A92#145	3510317 R1	0.79	18.0	Thin Wall XLPE Primary Cable	ORANGE	370.0	-	45	1234
15	-	-	A92#119	3510341 R1	0.79	18.0	Thin Wall XLPE Primary Cable	LIGHT BLUE	370.0	-	19	1234
16	-	-	A92#124	3510359 R1	0.79	18.0	Thin Wall XLPE Primary Cable	WHITE	370.0	-	24	1234
17	-	-	A92#162	3510335 R1	0.79	18.0	Thin Wall XLPE Primary Cable	YELLOW 2	370.0	-	62	1234
18	-	-	A92#163	3510335 R1	0.79	18.0	Thin Wall XLPE Primary Cable	YELLOW 2	370.0	-	63	1234

Connector Name 1235
 Part Number 3627615C1
 Short Description TRANS MODULE 1
 Instances B6.7 - Transmission Shifter (Stalk Shifter Allison):Diagram1-Combination1
 L9 - Starter Interlocks (BCM Controlled with Input from Allison 3K/4K TCM):Diagram1-Combination1
 Mates 1501



Name	Terminal Part Number	V-Min	Name	Wire Part Number	Wire CSA	Wire Spec	Wire Material description	Wire Color Description	Wire Length	End2 Terminal Part Number	End2 Pin Name	End2 Connector
11	-	-	A92#134	3510335 R1	0.79	18.0	Thin Wall XLPE Primary Cable	YELLOW 2	370.0	-	34	1234
12	-	-	A92#141	3510329 R1	0.79	18.0	Thin Wall XLPE Primary Cable	TAN	370.0	-	41	1234

Connector Name 1236
 Part Number 2042685C1
 Short Description TRANS MODULE 2
 Instances B6.7 - Backup Light(Single Reverse Light) Allison
 3K/4K:Diagram1-Combination1
 L9 - Backup Light (Single Reverse Light) Allison 3K/4K
 07:Diagram1-Combination1
 L9 - Transmission (Allison 3K/4K):Diagram1-Combination1
 Mates 1502

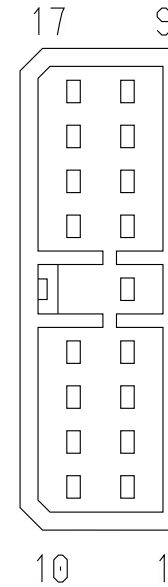


Name	Terminal Part Number	V-Min	Name	Wire Part Number	Wire CSA	Wire Spec	Wire Material description	Wire Color Description	Wire Length	End2 Terminal Part Number	End2 Pin Name	End2 Connector
1	-	-	A92#164	3510341 R1	0.79	18.0	Thin Wall XLPE Primary Cable	LIGHT BLUE	370.0	-	64	1234
2	-	-	A92#165	3510329 R1	0.79	18.0	Thin Wall XLPE Primary Cable	TAN	370.0	-	65	1234
3	-	-	A92#169	3510311 R1	0.79	18.0	Thin Wall XLPE Primary Cable	GREY	370.0	-	69	1234
4	-	-	A92#170	3510323 R1	0.79	18.0	Thin Wall XLPE Primary Cable	PINK	370.0	-	70	1234

Name	Terminal Part Number	V-Min	Name	Wire Part Number	Wire CSA	Wire Spec	Wire Material description	Wire Color Description	Wire Length	End2 Terminal Part Number	End2 Pin Name	End2 Connector
5	-	-	A92#111	3510317 R1	0.79	18.0	Thin Wall XLPE Primary Cable	ORANGE	370.0	-	11	1234
6	-	-	A92#112	3510323 R1	0.79	18.0	Thin Wall XLPE Primary Cable	PINK	370.0	-	12	1234
7	-	-	A92#116	3510341 R1	0.79	18.0	Thin Wall XLPE Primary Cable	LIGHT BLUE	370.0	-	16	1234
8	-	-	A92#177	3510299 R1	0.79	18.0	Thin Wall XLPE Primary Cable	LIGHT GREEN	370.0	-	77	1234
9	-	-	A92#131	3510335 R1	0.79	18.0	Thin Wall XLPE Primary Cable	YELLOW 2	370.0	-	31	1234
10	-	-	A92#133	3510335 R1	0.79	18.0	Thin Wall XLPE Primary Cable	YELLOW 2	370.0	-	33	1234
11	-	-	A92#136	3510317 R1	0.79	18.0	Thin Wall XLPE Primary Cable	ORANGE	370.0	-	36	1234
12	-	-	A92#137	3510359 R1	0.79	18.0	Thin Wall XLPE Primary Cable	WHITE	370.0	-	37	1234

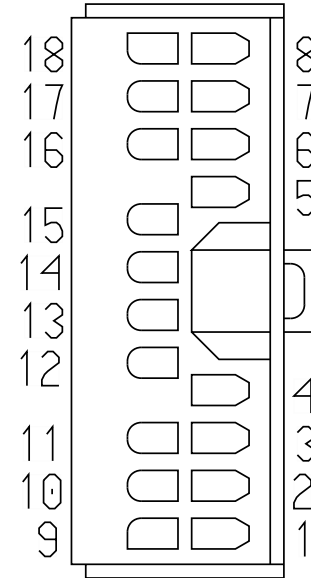
Name	Terminal Part Number	V-Min	Name	Wire Part Number	Wire CSA	Wire Spec	Wire Material description	Wire Color Description	Wire Length	End2 Terminal Part Number	End2 Pin Name	End2 Connector
13	-	-	A92#158	3510299 R1	0.79	18.0	Thin Wall XLPE Primary Cable	LIGHT GREEN	370.0	-	58	1234
14	-	-	A92#171	3510335 R1	0.79	18.0	Thin Wall XLPE Primary Cable	YELLOW 2	370.0	-	71	1234
15	-	-	A92#151	3510359 R1	0.79	18.0	Thin Wall XLPE Primary Cable	WHITE	370.0	-	51	1234
16	-	-	A92#152	3510299 R1	0.79	18.0	Thin Wall XLPE Primary Cable	LIGHT GREEN	370.0	-	52	1234
17	-	-	A31#154	3510329 R1	0.79	18.0	Thin Wall XLPE Primary Cable	TAN	370.0	-	54	1234

Connector Name 1236
 Part Number 2042685C1
 Short Description TRANS MODULE 2
 Instances B6.7 - Transmission (Allison 3K/4K):Diagram1-Combination1
 Mates 1502



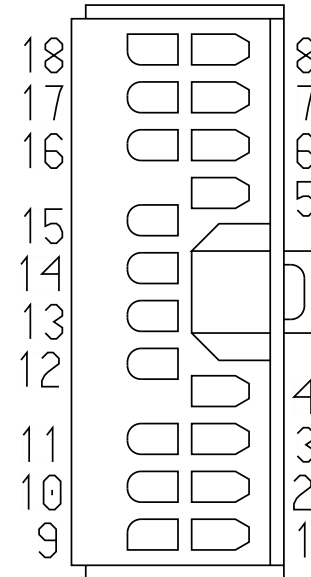
Name	Terminal Part Number	V-Min	Name	Wire Part Number	Wire CSA	Wire Spec	Wire Material description	Wire Color Description	Wire Length	End2 Terminal Part Number	End2 Pin Name	End2 Connector
3	-	-	A92#169	3510311 R1	0.79	18.0	Thin Wall XLPE Primary Cable	GREY	370.0	-	69	1234
4	-	-	A92#170	3510323 R1	0.79	18.0	Thin Wall XLPE Primary Cable	PINK	370.0	-	70	1234

Connector Name 1237
 Part Number 2018589C1
 Instances B6.7 - CAN Layout:Powertrain Standard J1939 (500Kbps)
 L9 - CAN Layout:Euro 5 Powertrain Standard J1939 (250Kbps)
 Mates 1503



Name	Terminal Part Number	V-Min	Name	Wire Part Number	Wire CSA	Wire Spec	Wire Material description	Wire Color Description	Wire Length	End2 Terminal Part Number	End2 Pin Name	End2 Connector
4	-	-	WIRE728824	-	0.0	-	-	-	0.0	-	27	1234
12	-	-	WIRE728823	-	0.0	-	-	-	0.0	-	6	1234

Connector Name 1237
 Part Number 2018589C1
 Short Description TRANS MODULE 3
 Instances L9 - Transmission (Allison 3K/4K):Diagram1-Combination1
 Mates 1503

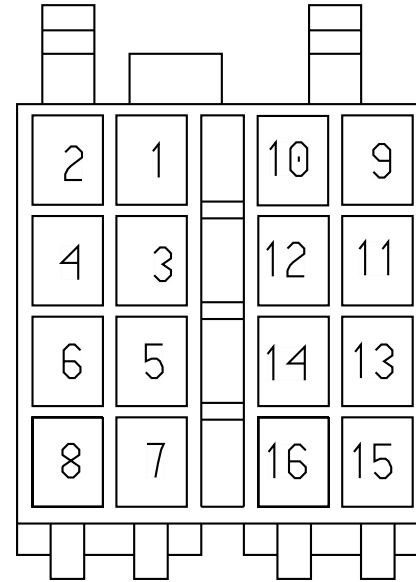


Name	Terminal Part Number	V-Min	Name	Wire Part Number	Wire CSA	Wire Spec	Wire Material description	Wire Color Description	Wire Length	End2 Terminal Part Number	End2 Pin Name	End2 Connector
1	-	-	A48#139	3510317 R1	0.79	18.0	Thin Wall XLPE Primary Cable	ORANGE	370.0	-	39	1234
2	-	-	A47#140	3510299 R1	0.79	18.0	Thin Wall XLPE Primary Cable	LIGHT GREEN	370.0	-	40	1234
3	-	-	A92#120	3510341 R1	0.79	18.0	Thin Wall XLPE Primary Cable	LIGHT BLUE	370.0	-	20	1234
5	-	-	A92#155	3510359 R1	0.79	18.0	Thin Wall XLPE Primary Cable	WHITE	370.0	-	55	1234

Name	Terminal Part Number	V-Min	Name	Wire Part Number	Wire CSA	Wire Spec	Wire Material description	Wire Color Description	Wire Length	End2 Terminal Part Number	End2 Pin Name	End2 Connect or
6	-	-	A92#174	3510341 R1	0.79	18.0	Thin Wall XLPE Primary Cable	LIGHT BLUE	370.0	-	74	1234
7	-	-	A92#176	3510335 R1	0.79	18.0	Thin Wall XLPE Primary Cable	YELLOW 2	370.0	-	76	1234
8	-	-	A47#125	3510329 R1	0.79	18.0	Thin Wall XLPE Primary Cable	TAN	370.0	-	1	1234
9	-	-	A48#159	3510329 R1	0.79	18.0	Thin Wall XLPE Primary Cable	TAN	370.0	-	59	1234
10	-	-	A47#160	3510335 R1	0.79	18.0	Thin Wall XLPE Primary Cable	YELLOW 2	370.0	-	60	1234
11	-	-	A92#180	3510317 R1	0.79	18.0	Thin Wall XLPE Primary Cable	ORANGE	370.0	-	80	1234
13	-	-	A92#142	3510359 R1	0.79	18.0	Thin Wall XLPE Primary Cable	WHITE	370.0	-	17	1234
14	-	-	A92#156	3510323 R1	0.79	18.0	Thin Wall XLPE Primary Cable	PINK	370.0	-	56	1234

Name	Terminal Part Number	V-Min	Name	Wire Part Number	Wire CSA	Wire Spec	Wire Material description	Wire Color Description	Wire Length	End2 Terminal Part Number	End2 Pin Name	End2 Connect or
15	-	-	A92#161	3510317 R1	0.79	18.0	Thin Wall XLPE Primary Cable	ORANGE	370.0	-	61	1234
16	-	-	A92#175	3510317 R1	0.79	18.0	Thin Wall XLPE Primary Cable	ORANGE	370.0	-	75	1234
18	-	-	A92#118	3510311 R1	0.79	18.0	Thin Wall XLPE Primary Cable	GREY	370.0	-	18	1234

Connector Name 1300
 Part Number 3597143C1
 Instances B6.7 - CAN Layout:Cab Standard J1939 (250Kbps)
 L9 - CAN Layout:Cab Standard J1939 (250Kbps)
 Radio:Diagram1
 Radio w/Bluetooth:Diagram1-Combination1
 Radio w/Bluetooth:Diagram1-Combination2
 Radio w/Bluetooth without Steering Wheel Pod:Diagram1
 Radio w/Steering Wheel Pod:Diagram1-Combination1
 Radio w/Steering Wheel Pod:Diagram1-Combination2
 Speakers:Four Speakers Daycab BT n/QC:Diagram1
 Speakers:Four Speakers Daycab n/BT n/QC:Diagram1
 Speakers:Two Speakers Daycab BT n/QC:Diagram1
 Speakers:Two Speakers Daycab n/BT n/QC:Diagram1
 Vehicle Information Display (W/ BT):Diagram1
 Vehicle Information Display Premium w/ Wi-Fi VID:Diagram1
 Vehicle Information Display W/O BT:Diagram1



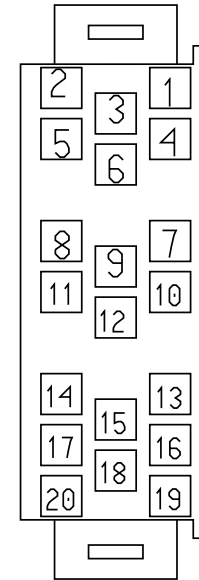
Mates MODU-Radio-2008-02-01A

Name	Terminal Part Number	V-Min	Name	Wire Part Number	Wire CSA	Wire Spec	Wire Material description	Wire Color Description	Wire Length	End2 Terminal Part Number	End2 Pin Name	End2 Connector
1	-	-	WIRE720043	-	0.0	-	-	-	0.0	-	PIN1	-
1	-	-	-	-	-	-	-	-	-	-	-	-
2	-	-	WIRE720045	-	0.0	-	-	-	0.0	-	PIN1	-
2	-	-	-	-	-	-	-	-	-	-	-	-
4	-	-	SM86AE	3510299R1	0.79	18.0	Thin Wall XLPE Primary Cable	LIGHT GREEN	1900.0	-	-	-
7	-	-	SM86P	3510299R1	0.79	18.0	Thin Wall XLPE Primary Cable	LIGHT GREEN	1855.0	-	-	-

Name	Terminal Part Number	V-Min	Name	Wire Part Number	Wire CSA	Wire Spec	Wire Material description	Wire Color Description	Wire Length	End2 Terminal Part Number	End2 Pin Name	End2 Connector
8	-	-	SM86-G	3510359 R1	0.79	18.0	Thin Wall XLPE Primary Cable	WHITE	720.0	-	-	-
8	-	-	SM86-G	3510359 R1	0.79	18.0	Thin Wall XLPE Primary Cable	WHITE	720.0	-	1	-
9	-	-	SP86DA	3510299 R1	0.79	18.0	Thin Wall XLPE Primary Cable	LIGHT GREEN	3320.0	-	C	2313
10	-	-	SP86EA	3510299 R1	0.79	18.0	Thin Wall XLPE Primary Cable	LIGHT GREEN	3320.0	-	D	2313
11	-	-	SQ86K	3510299 R1	0.79	18.0	Thin Wall XLPE Primary Cable	LIGHT GREEN	1650.0	-	C	3206M
12	-	-	SQ86L	3510299 R1	0.79	18.0	Thin Wall XLPE Primary Cable	LIGHT GREEN	1650.0	-	D	3206M
13	-	-	SQ86H	3510299 R1	0.79	18.0	Thin Wall XLPE Primary Cable	LIGHT GREEN	1235.0	-	C	3205M
13	-	-	SQ86H	3510299 R1	0.79	18.0	Thin Wall XLPE Primary Cable	LIGHT GREEN	1235.0	-	C	3205F

Name	Terminal Part Number	V-Min	Name	Wire Part Number	Wire CSA	Wire Spec	Wire Material description	Wire Color Description	Wire Length	End2 Terminal Part Number	End2 Pin Name	End2 Connect or
14	-	-	SQ86J	3510299 R1	0.79	18.0	Thin Wall XLPE Primary Cable	LIGHT GREEN	1235.0	-	D	3205M
14	-	-	SQ86J	3510299 R1	0.79	18.0	Thin Wall XLPE Primary Cable	LIGHT GREEN	1235.0	-	D	3205F
15	-	-	SP86BA	3510299 R1	0.79	18.0	Thin Wall XLPE Primary Cable	LIGHT GREEN	2730.0	-	C	2313
16	-	-	SP86CA	3510299 R1	0.79	18.0	Thin Wall XLPE Primary Cable	LIGHT GREEN	2730.0	-	D	2313

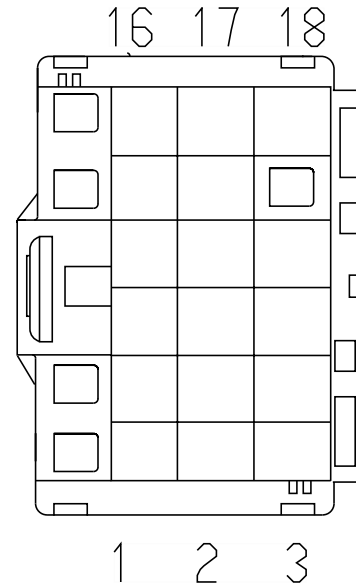
Connector Name 1301
 Part Number 3600061C1
 Instances Radio w/Bluetooth:Diagram1-Combination1
 Radio w/Bluetooth:Diagram1-Combination2
 Radio w/Bluetooth without Steering Wheel Pod:Diagram1
 Vehicle Information Display (W/ BT):Diagram1
 Vehicle Information Display Premium w/ Wi-Fi VID:Diagram1
 Vehicle Information Display W/O BT:Diagram1
 Mates MODU-Radio-2008-02-05A



Name	Terminal Part Number	V-Min	Name	Wire Part Number	Wire CSA	Wire Spec	Wire Material description	Wire Color Description	Wire Length	End2 Terminal Part Number	End2 Pin Name	End2 Connector
7	-	-	NE86AA	3510298 R1	0.53	20.0	Thin Wall XLPE Primary Cable	LIGHT GREEN	570.0	-	11	2225
9	-	-	NE86AC	3510298 R1	0.53	20.0	Thin Wall XLPE Primary Cable	LIGHT GREEN	570.0	-	13	2225
10	-	-	NE86AB	3510298 R1	0.53	20.0	Thin Wall XLPE Primary Cable	LIGHT GREEN	570.0	-	12	2225
11	-	-	NE86AD	3510298 R1	0.53	20.0	Thin Wall XLPE Primary Cable	LIGHT GREEN	570.0	-	14	2225
15	-	-	SR86A(+)	-	0.53	20.0	J1939 .46 WAL	YELLOW 2	1265.0	-	2	2505

Name	Terminal Part Number	V-Min	Name	Wire Part Number	Wire CSA	Wire Spec	Wire Material description	Wire Color Description	Wire Length	End2 Terminal Part Number	End2 Pin Name	End2 Connector
16	-	-	SR86A(-)	-	0.53	20.0	J1939 .46 WAL	GREEN	1265.0	-	1	2505

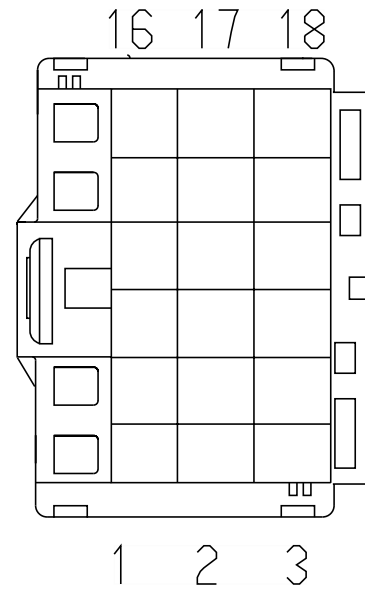
Connector Name 1400
 Part Number 3596926C1
 Instances B6.7 - Antilock Brake System (ABS)-BENDIX 4 Channel
 Implementation:Diagram1
 B6.7 - CAN Layout:Powertrain Standard J1939 (500Kbps)
 B6.7 - Rear Lights Stop - Single Assembly:Diagram1
 B6.7 - Traction Control Bendix:Diagram1-Combination1
 B6.7 - Traction Control Bendix:Diagram1-Combination2
 Engine Brake Mux Switch:Diagram1
 Engine Brake W/ Stalk Shifter:Diagram1
 Exhaust Brake (Cummins):Diagram1
 L9 - Antilock Brake System (ABS) - BENDIX 4 Channel
 Implemenation:Diagram1
 L9 - CAN Layout:Euro 5 Powertrain Standard J1939 (250Kbps)
 L9 - Rear Lights Stop - Single Assembly:Diagram1
 L9 - Traction Control Bendix:Diagram1
 Rear Axle Load Distribution:Diagram1
 Mates MODU-ABS-3003-01-02B



Name	Terminal Part Number	V-Min	Name	Wire Part Number	Wire CSA	Wire Spec	Wire Material description	Wire Color Description	Wire Length	End2 Terminal Part Number	End2 Pin Name	End2 Connector
1	-	-	XA94-GA	3510362 R1	3.01	12.0	Thin Wall XLPE Primary Cable	WHITE	2400.0	-	-	-
3	-	-	XA94V	3510311 R1	0.79	18.0	Thin Wall XLPE Primary Cable	GREY	3315.0	-	-	-
4	-	-	XB94BN	3510312 R1	1.16	16.0	Thin Wall XLPE Primary Cable	GREY	2550.0	-	15	1701
5	-	-	XB94BM	3510312 R1	1.16	16.0	Thin Wall XLPE Primary Cable	GREY	2550.0	-	14	1701

Name	Terminal Part Number	V-Min	Name	Wire Part Number	Wire CSA	Wire Spec	Wire Material description	Wire Color Description	Wire Length	End2 Terminal Part Number	End2 Pin Name	End2 Connector
7	-	-	WIRE735118	-	0.0	-	-	-	0.0	-	PIN1	-
7	-	-	-	-	-	-	-	-	-	-	-	-
8	-	-	WIRE735117	-	0.0	-	-	-	0.0	-	PIN1	-
8	-	-	-	-	-	-	-	-	-	-	-	-
10	-	-	XA94BH	3510312R1	1.16	16.0	Thin Wall XLPE Primary Cable	GREY	2550.0	-	18	1701
11	-	-	XA94BF	3510312R1	1.16	16.0	Thin Wall XLPE Primary Cable	GREY	2550.0	-	19	1701
16	-	-	XA94AY	3510314R1	3.01	12.0	Thin Wall XLPE Primary Cable	GREY	3095.0	-	-	-

Connector Name 1401
 Part Number 3596929C1
 Instances B6.7 - Antilock Brake System (ABS)-BENDIX 4 Channel
 Implementation:Diagram1
 L9 - Antilock Brake System (ABS) - BENDIX 4 Channel
 Implementation:Diagram1
 Mates MODU-ABS-3003-01-02B

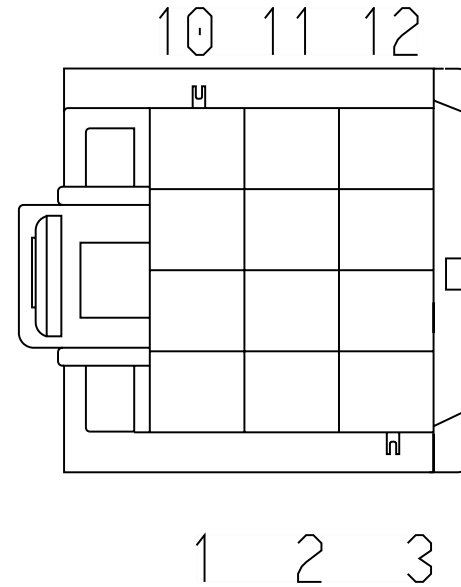


Name	Terminal Part Number	V-Min	Name	Wire Part Number	Wire CSA	Wire Spec	Wire Material description	Wire Color Description	Wire Length	End2 Terminal Part Number	End2 Pin Name	End2 Connector
1	-	-	XA94B	3510312 R1	1.16	16.0	Thin Wall XLPE Primary Cable	GREY	2500.0	-	29	1700
2	-	-	XA94	3510312 R1	1.16	16.0	Thin Wall XLPE Primary Cable	GREY	2500.0	-	27	1700
3	-	-	XA94A	3510312 R1	1.16	16.0	Thin Wall XLPE Primary Cable	GREY	2500.0	-	28	1700
4	-	-	XA94K	3510312 R1	1.16	16.0	Thin Wall XLPE Primary Cable	GREY	2500.0	-	36	1700

Name	Terminal Part Number	V-Min	Name	Wire Part Number	Wire CSA	Wire Spec	Wire Material description	Wire Color Description	Wire Length	End2 Terminal Part Number	End2 Pin Name	End2 Connector
5	-	-	XA94C	3510312 R1	1.16	16.0	Thin Wall XLPE Primary Cable	GREY	2500.0	-	30	1700
6	-	-	XA94J	3510312 R1	1.16	16.0	Thin Wall XLPE Primary Cable	GREY	2500.0	-	35	1700
7	-	-	XA94H	3510312 R1	1.16	16.0	Thin Wall XLPE Primary Cable	GREY	2500.0	-	34	1700
8	-	-	XA94D	3510312 R1	1.16	16.0	Thin Wall XLPE Primary Cable	GREY	2500.0	-	31	1700
9	-	-	XA94BK	3510312 R1	1.16	16.0	Thin Wall XLPE Primary Cable	GREY	2580.0	-	22	1701
10	-	-	XA94BL	3510312 R1	1.16	16.0	Thin Wall XLPE Primary Cable	GREY	2580.0	-	20	1701
11	-	-	XA94E	3510312 R1	1.16	16.0	Thin Wall XLPE Primary Cable	GREY	2500.0	-	32	1700
12	-	-	XA94BB	3510312 R1	1.16	16.0	Thin Wall XLPE Primary Cable	GREY	2580.0	-	24	1701

Name	Terminal Part Number	V-Min	Name	Wire Part Number	Wire CSA	Wire Spec	Wire Material description	Wire Color Description	Wire Length	End2 Terminal Part Number	End2 Pin Name	End2 Connector
13	-	-	XA94BJ	3510312 R1	1.16	16.0	Thin Wall XLPE Primary Cable	GREY	2580.0	-	21	1701
14	-	-	XA94F	3510312 R1	1.16	16.0	Thin Wall XLPE Primary Cable	GREY	2500.0	-	33	1700
15	-	-	XA94BE	3510312 R1	1.16	16.0	Thin Wall XLPE Primary Cable	GREY	2580.0	-	16	1701
16	-	-	XA94BC	3510312 R1	1.16	16.0	Thin Wall XLPE Primary Cable	GREY	2580.0	-	25	1701
17	-	-	XA94BA	3510312 R1	1.16	16.0	Thin Wall XLPE Primary Cable	GREY	2580.0	-	23	1701
18	-	-	XA94BD	3510312 R1	1.16	16.0	Thin Wall XLPE Primary Cable	GREY	2580.0	-	17	1701

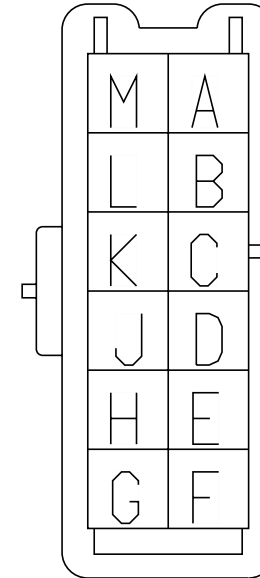
Connector Name 1403
 Part Number 3596927C1
 Instances B6.7 - CAN Layout:ABS Proprietary J1939
 L9 - CAN Layout:ABS Proprietary J1939
 Mates MODU-ABS-3003-01-02A



Name	Terminal Part Number	V-Min	Name	Wire Part Number	Wire CSA	Wire Spec	Wire Material description	Wire Color Description	Wire Length	End2 Terminal Part Number	End2 Pin Name	End2 Connector
7	-	-	XZ94SDA	3510299 R1	0.79	18.0	Thin Wall XLPE Primary Cable	LIGHT GREEN	0.0	-	K	1410
7	-	-	WIRE740 225	-	0.0	-	-	-	0.0	-	K	1410
8	-	-	XZ94SBA	3510311 R1	0.79	18.0	Thin Wall XLPE Primary Cable	GREY	0.0	-	G	1410
8	-	-	WIRE740 226	-	0.0	-	-	-	0.0	-	G	1410
10	-	-	XZ94SCA	3510311 R1	0.79	18.0	Thin Wall XLPE Primary Cable	GREY	0.0	-	D	1410
10	-	-	WIRE740 227	-	0.0	-	-	-	0.0	-	D	1410

Name	Terminal Part Number	V-Min	Name	Wire Part Number	Wire CSA	Wire Spec	Wire Material description	Wire Color Description	Wire Length	End2 Terminal Part Number	End2 Pin Name	End2 Connector
11	-	-	XZ94SAA	3510311 R1	0.79	18.0	Thin Wall XLPE Primary Cable	GREY	0.0	-	A	1410
11	-	-	WIRE740 228	-	0.0	-	-	-	0.0	-	A	1410

Connector Name 1410
 Part Number 3601838C1
 Instances ABS Splice Packs - 1410:Diagram1
 B6.7 - CAN Layout:ABS Proprietary J1939
 L9 - CAN Layout:ABS Proprietary J1939
 Mates SP-ABS_SPLICE-B002-00-10-A1



Name	Terminal Part Number	V-Min	Name	Wire Part Number	Wire CSA	Wire Spec	Wire Material description	Wire Color Description	Wire Length	End2 Terminal Part Number	End2 Pin Name	End2 Connector
A	-	-	XZ94SAA	3510311 R1	0.79	18.0	Thin Wall XLPE Primary Cable	GREY	0.0	-	11	1403
A	-	-	WIRE740 228	-	0.0	-	-	-	0.0	-	11	1403
A	-	-	XF94SAA	3510311 R1	0.79	18.0	Thin Wall XLPE Primary Cable	GREY	1395.0	-	-	-
A	-	-	XL94SAA	3510311 R1	0.79	18.0	Thin Wall XLPE Primary Cable	GREY	1395.0	-	-	-
B	-	-	WIRE239 193	-	0.0	-	-	-	0.0	-	A	1820M

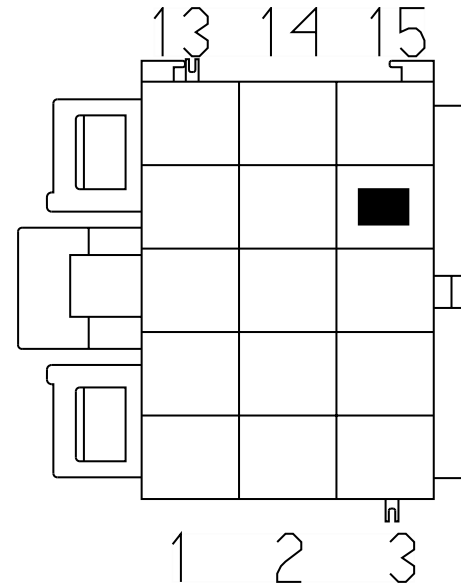
Name	Terminal Part Number	V-Min	Name	Wire Part Number	Wire CSA	Wire Spec	Wire Material description	Wire Color Description	Wire Length	End2 Terminal Part Number	End2 Pin Name	End2 Connector
B	-	-	XF94SAB	3510311 R1	0.79	18.0	Thin Wall XLPE Primary Cable	GREY	1325.0	-	-	-
B	-	-	XL94SAB	3510311 R1	0.79	18.0	Thin Wall XLPE Primary Cable	GREY	870.0	-	-	-
C	-	-	WIRE239 184	-	0.0	-	-	-	0.0	-	54	1701
C	-	-	WIRE239 192	-	0.0	-	-	-	0.0	-	A	1820M
C	-	-	XL94SA	3510310 R1	0.53	20.0	Thin Wall XLPE Primary Cable	GREY	1405.0	-	-	-
C	-	-	XF94SA	3510310 R1	0.53	20.0	Thin Wall XLPE Primary Cable	GREY	870.0	-	-	-
D	-	-	XZ94SCA	3510311 R1	0.79	18.0	Thin Wall XLPE Primary Cable	GREY	0.0	-	10	1403
D	-	-	WIRE740 227	-	0.0	-	-	-	0.0	-	10	1403
D	-	-	XF94SCA	3510311 R1	0.79	18.0	Thin Wall XLPE Primary Cable	GREY	1395.0	-	-	-
D	-	-	XL94SCA	3510311 R1	0.79	18.0	Thin Wall XLPE Primary Cable	GREY	1395.0	-	-	-

Name	Terminal Part Number	V-Min	Name	Wire Part Number	Wire CSA	Wire Spec	Wire Material description	Wire Color Description	Wire Length	End2 Terminal Part Number	End2 Pin Name	End2 Connect or
E	-	-	WIRE239194	-	0.0	-	-	-	0.0	-	C	1820M
E	-	-	XF94SCB	3510311R1	0.79	18.0	Thin Wall XLPE Primary Cable	GREY	1325.0	-	-	-
E	-	-	XL94SCB	3510311R1	0.79	18.0	Thin Wall XLPE Primary Cable	GREY	870.0	-	-	-
F	-	-	WIRE239185	-	0.0	-	-	-	0.0	-	55	1701
F	-	-	WIRE239195	-	0.0	-	-	-	0.0	-	C	1820M
F	-	-	XF94SC	3510310R1	0.53	20.0	Thin Wall XLPE Primary Cable	GREY	870.0	-	-	-
F	-	-	XL94SC	3510310R1	0.53	20.0	Thin Wall XLPE Primary Cable	GREY	1405.0	-	-	-
G	-	-	XZ94SBA	3510311R1	0.79	18.0	Thin Wall XLPE Primary Cable	GREY	0.0	-	8	1403
G	-	-	WIRE740226	-	0.0	-	-	-	0.0	-	8	1403
G	-	-	XF94SBA	3510311R1	0.79	18.0	Thin Wall XLPE Primary Cable	GREY	1395.0	-	-	-

Name	Terminal Part Number	V-Min	Name	Wire Part Number	Wire CSA	Wire Spec	Wire Material description	Wire Color Description	Wire Length	End2 Terminal Part Number	End2 Pin Name	End2 Connect or
G	-	-	XL94SBA	3510311 R1	0.79	18.0	Thin Wall XLPE Primary Cable	GREY	1395.0	-	-	-
H	-	-	WIRE239 196	-	0.0	-	-	-	0.0	-	B	1820M
H	-	-	XF94SBB	3510311 R1	0.79	18.0	Thin Wall XLPE Primary Cable	GREY	1325.0	-	-	-
H	-	-	XL94SBB	3510311 R1	0.79	18.0	Thin Wall XLPE Primary Cable	GREY	870.0	-	-	-
J	-	-	WIRE239 186	-	0.0	-	-	-	0.0	-	56	1701
J	-	-	WIRE239 197	-	0.0	-	-	-	0.0	-	B	1820M
J	-	-	XF94SB	3510310 R1	0.53	20.0	Thin Wall XLPE Primary Cable	GREY	870.0	-	-	-
J	-	-	XL94SB	3510310 R1	0.53	20.0	Thin Wall XLPE Primary Cable	GREY	1405.0	-	-	-
K	-	-	XZ94SDA	3510299 R1	0.79	18.0	Thin Wall XLPE Primary Cable	LIGHT GREEN	0.0	-	7	1403
K	-	-	WIRE740 225	-	0.0	-	-	-	0.0	-	7	1403

Name	Terminal Part Number	V-Min	Name	Wire Part Number	Wire CSA	Wire Spec	Wire Material description	Wire Color Description	Wire Length	End2 Terminal Part Number	End2 Pin Name	End2 Connector
K	-	-	XF94SDA	3510299 R1	0.79	18.0	Thin Wall XLPE Primary Cable	LIGHT GREEN	1395.0	-	-	-
K	-	-	XL94SDA	3510299 R1	0.79	18.0	Thin Wall XLPE Primary Cable	LIGHT GREEN	1395.0	-	-	-
L	-	-	WIRE239 198	-	0.0	-	-	-	0.0	-	D	1820M
L	-	-	XF94SDB	3510311 R1	0.79	18.0	Thin Wall XLPE Primary Cable	GREY	1325.0	-	-	-
L	-	-	XL94SDB	3510311 R1	0.79	18.0	Thin Wall XLPE Primary Cable	GREY	870.0	-	-	-
M	-	-	WIRE239 187	-	0.0	-	-	-	0.0	-	57	1701
M	-	-	WIRE239 199	-	0.0	-	-	-	0.0	-	D	1820M
M	-	-	XL94SD	3510310 R1	0.53	20.0	Thin Wall XLPE Primary Cable	GREY	1405.0	-	-	-
M	-	-	XF94SD	3510310 R1	0.53	20.0	Thin Wall XLPE Primary Cable	GREY	870.0	-	-	-

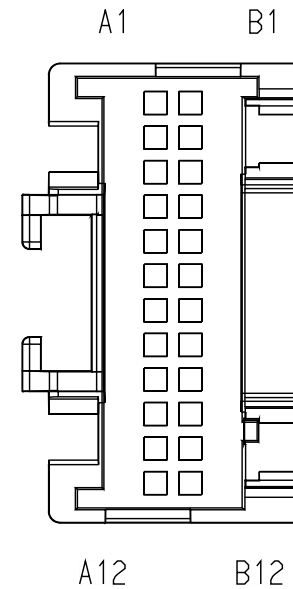
Connector Name 1420
 Part Number 3557922C1
 Instances B6.7 - Rear Lights Stop - Single Assembly:Diagram1
 Engine Brake Mux Switch:Diagram1
 Engine Brake W/ Stalk Shifter:Diagram1
 Exhaust Brake (Cummins):Diagram1
 L9 - Rear Lights Stop - Single Assembly:Diagram1
 Rear Axle Load Distribution:Diagram1
 Mates MODU-ABS-3003-02-02A



Name	Terminal Part Number	V-Min	Name	Wire Part Number	Wire CSA	Wire Spec	Wire Material description	Wire Color Description	Wire Length	End2 Terminal Part Number	End2 Pin Name	End2 Connector
1	-	-	-	-	-	-	-	-	-	-	-	-
3	-	-	-	-	-	-	-	-	-	-	-	-

Connector Name 1500A
 Part Number 3710061C1
 Instances

- Ambient Air Temperature:Diagram1
- B6.7 - 26" Fuel Tank:Diagram1-Combination1
- B6.7 - 26" Fuel Tank - Secondary:Diagram1-Combination1
- B6.7 - 26" Fuel Tank - Secondary:Diagram1-Combination2
- B6.7 - Adjustable Engine Speed Control (PTO) 4-pin:Diagram1
- B6.7 - Adjustable Engine Speed Control (PTO) 10-pin:Diagram1-Combination1
- B6.7 - Adjustable Engine Speed Control (PTO) 10-pin:Diagram1-Combination2
- B6.7 - Antilock Brake System (ABS)-BENDIX 4 Channel Implemenation:Diagram1
- B6.7 - Auxiliary Gauges (Secondary):Diagram1
- B6.7 - Auxiliary Gauges (Primary):Diagram1
- B6.7 - CAN Layout:Powertrain Standard J1939 (500Kbps)
- B6.7 - Coolant Temperature Monitoring:Diagram1
- B6.7 - Current Monitoring (Ammeter):Diagram1-Combination1
- B6.7 - Current Monitoring (Ammeter):Diagram1-Combination2
- B6.7 - DPF - Regen Switch Only:Diagram1
- B6.7 - Driver Controlled Locking Differential - RR Axle (Dana w/ one sw):Diagram1
- B6.7 - Driver Controlled Locking Differential - RR Axle (Meritor w/ one sw):Diagram1
- B6.7 - Economy Monitor:Diagram1
- B6.7 - Engine Oil Pressure:Diagram1
- B6.7 - Engine Oil Temperature NA MUX:Diagram1
- B6.7 - Engine Speed (Tachometer):Diagram1
- B6.7 - Engine Usage Monitoring (Base) NA:Diagram1
- B6.7 - Engine Warning MUX:Diagram1
- B6.7 - Exterior Lamp Reminder:Diagram1
- B6.7 - GEN IV Cluster:Diagram1
- B6.7 - Instrument Cluster - Bulb Check:Diagram1
- B6.7 - Odometer (via BCM/EGC):Diagram1
- B6.7 - Power Divider Lock Control and Monitoring:Diagram1
- B6.7 - PTO (Fuel and Hours):Diagram1
- B6.7 - Rear Suspension Pressure Monitoring (Virtual Gauge):Diagram1-Combination1
- B6.7 - Rear Suspension Pressure Monitoring (Virtual Gauge):Diagram1-Combination2
- B6.7 - Starting Aid (Grid Heater):Diagram1
- B6.7 - Theft Deterrent (Without additional relay):Diagram1
- B6.7 - Traction Control Bendix:Diagram1-Combination1



B6.7 - Traction Control Bendix:Diagram1-Combination2
B6.7 - Trans Range Inhibit (J1939 Comm):Diagram1
B6.7 - Transmission - MODE Selection:Diagram1
B6.7 - Transmission Power Take Off (Auto Trans Single PTO w/21 Parameters):Diagram1
B6.7 - Transmission Power Take Off (Manual Trans Single PTO w/ 21 Parameters):Diagram1
B6.7 - Transmission Power Take Off (Single PTO W/ RPM and Manual Trans):Diagram1
B6.7 - Transmission Shifter (Stalk Shifter Allison):Diagram1-Combination1
B6.7 - Transmission Shifter (Stalk Shifter Allison):Diagram1-Combination2
B6.7 - Trip Odometer (w/ECM & TCM):Diagram1
B6.7 - Trip Odometer (w/ECM):Diagram1
B6.7 - Two Speed Axle (with BCM; Automactic Transmission and switch on dash):Diagram1
B6.7 - Up Shift Indicator NA:Diagram1
B6.7 - Vehicle Speed Limit Override:Diagram1
B6.7 - Windshield Washer Pump & Low Fluid Sensor:Diagram1-Combination1
B6.7 - Windshield Washer Pump & Low Fluid Sensor:Diagram1-Combination2
Compressed Air Supply:Diagram1
Compressed Air Supply (Aux Gauge):Diagram1
Coolant Level Monitoring (No CLA Module):Diagram1
Cruise Control (W/ One Telltale 4 Pin):Diagram1-Combination1
Cruise Control (W/ One Telltale 4 Pin):Diagram1-Combination2
Cruise Control (W/ One Telltale 10 Pin):Diagram1-Combination1
Cruise Control (W/ One Telltale 10 Pin):Diagram1-Combination2
Door Ajar Reminder (Entry/Exit):Diagram1
Door Ajar Reminder(Entry /Exit):4 Door:Diagram1
Engine Brake Mux Switch:Diagram1
Engine Brake W/ Stalk Shifter:Diagram1
Hazard Warning Light N/Trlr Socket:Diagram1-Combination1
Hazard Warning Light N/Trlr Socket:Diagram1-Combination2
High Exhaust System Temperature (HEST) Monitoring:Diagram1
Instrument Cluster (Premium):Diagram1-Combination1
Instrument Cluster (Premium):Diagram1-Combination2
Instrument Cluster - Request and Status:Diagram1
L9 - 26" Fuel Tank:Diagram1-Combination1
L9 - 26" Fuel Tank - Secondary:Diagram1-Combination1
L9 - 26" Fuel Tank - Secondary:Diagram1-Combination2
L9 - Adjustable Engine Speed Control (PTO) 4-pin:Diagram1

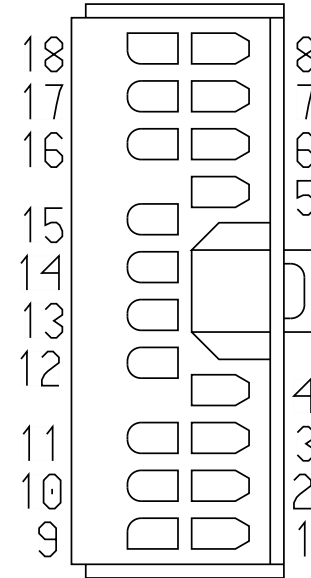
L9 - Adjustable Engine Speed Control (PTO) 10-pin:Diagram1-Combination1
L9 - Adjustable Engine Speed Control (PTO) 10-pin:Diagram1-Combination2
L9 - Antilock Brake System (ABS) - BENDIX 4 Channel Implementation:Diagram1
L9 - Axle Temperature Monitoring (Single Rear Aux Gauge):Diagram1
L9 - Axle Temperature Monitoring (Single Rear Virtual Gauge):Diagram1
L9 - Axle Temperature Monitoring (Tandem Rear Aux Gauge):Diagram1
L9 - Axle Temperature Monitoring (Tandem Rear Virtual Gauge):Diagram1
L9 - CAN Layout:Euro 5 Powertrain Standard J1939 (250Kbps)
L9 - Coolant Temperature Monitoring:Diagram1
L9 - Driver Controlled Locking Differential - RR Axle (Meritor w/ one sw):Diagram1
L9 - Economy Monitor:Diagram1
L9 - Engine Oil Level Monitoring:Diagram1
L9 - Engine Oil Pressure:Diagram1
L9 - Engine Oil Temperature NA MUX:Diagram1
L9 - Engine Oil Temperature NA MUX AUX Gauge:Diagram1
L9 - Engine Speed (Tachometer):Diagram1
L9 - Engine Usage Monitoring (Base) NA:Diagram1
L9 - Engine Usage Monitoring (VID Option):Diagram1
L9 - Engine Warning MUX:Diagram1
L9 - GEN IV Cluster:Diagram1
L9 - Odometer (via BCM/EGC):Diagram1
L9 - Power Lift Gate:Diagram1
L9 - PTO (Fuel and Hours):Diagram1
L9 - Rear Suspension Pressure Monitoring (Auxiliary Gauge):Diagram1-Combination1
L9 - Rear Suspension Pressure Monitoring (Auxiliary Gauge):Diagram1-Combination2
L9 - Rear Suspension Pressure Monitoring (Virtual Gauge):Diagram1-Combination1
L9 - Rear Suspension Pressure Monitoring (Virtual Gauge):Diagram1-Combination2
L9 - Seatbelt Reminder (Warning)(Driver only):Diagram1
L9 - Starting Aid (Grid Heater):Diagram1
L9 - Theft Deterrent (Without additional relay):Diagram1
L9 - Traction Control Bendix:Diagram1
L9 - Transmission - MODE Selection:Diagram1

L9 - Transmission Oil Temperature - Manual Trans:Diagram1
L9 - Transmission Oil Temperature - Manual Trans w/Aux
Gauge:Diagram1
L9 - Transmission Oil Temperature-Automatic Trans w/Aux
Gauge:Diagram1
L9 - Transmission Power Take Off (Auto Trans Single PTO w/21
Parameters):Diagram1
L9 - Transmission Power Take Off (Auto Trans with
Lectradrive):Diagram1
L9 - Transmission Power Take Off (Lectrashift PTO with Manual
Trans):Diagram1
L9 - Transmission Power Take Off (Manual Trans Single PTO w/
21 Parameters):Diagram1
L9 - Transmission Power Take Off (Single PTO W/ RPM and
Auto Trans):Diagram1
L9 - Transmission Power Take Off (Single PTO W/ RPM and
Manual Trans):Diagram1
L9 - Transmission Shifter (Stalk Shifter Allison):Diagram1-
Combination1
L9 - Transmission Shifter (Stalk Shifter Allison):Diagram1-
Combination2
L9 - Trip Odometer (w/ECM & TCM):Diagram1
L9 - Trip Odometer (w/ECM):Diagram1
L9 - Two Speed Axle (with BCM; Automactic Transmission and
switch on dash):Diagram1
L9 - Up Shift Indicator NA:Diagram1
L9 - Vehicle Speed Limit Override:Diagram1
L9 - Windshield Washer Pump & Low Fluid Sensor:Diagram1-
Combination1
L9 - Windshield Washer Pump & Low Fluid Sensor:Diagram1-
Combination2
Park Brake Control (Monitoring) (GEN IV BCM):Diagram1
Park Brake Control (Monitoring) (W/Vehicle Speed):Diagram1
Park Brake Controls (Monitoring) W (Door Switch City
Horn):Diagram1
Transmission Oil Temperature Automatic Trans
Option2:Diagram1
Trip Odometer (w/VID):Diagram1
Vehicle Speed Control (Cruise Control) 4 Pin:Diagram1
Vehicle Speed Control (Cruise Control) 10 Pin:Diagram1
Vehicle Speedometer System (Automatic XMSN) NA:Diagram1
Vehicle Speedometer System (Manual XMSN) NA:Diagram1
Voltage Monitoring Voltmeter:Diagram1
Voltage Monitoring Voltmeter Aux Gauge:Diagram1

Name	Terminal Part Number	V-Min	Name	Wire Part Number	Wire CSA	Wire Spec	Wire Material description	Wire Color Description	Wire Length	End2 Terminal Part Number	End2 Pin Name	End2 Connector
A2	-	-	AA14EE	3510366 R1	1.16	16.0	Thin Wall XLPE Primary Cable	RED	1745.0	-	-	-
A3	-	-	AA13EA	3510323 R1	0.79	18.0	Thin Wall XLPE Primary Cable	PINK	1965.0	-	-	-
A6	-	-	QA23A	3510329 R1	0.79	18.0	Thin Wall XLPE Primary Cable	TAN	1165.0	-	-	-
A7	-	-	QA23-GT	3510359 R1	0.79	18.0	Thin Wall XLPE Primary Cable	WHITE	590.0	-	X	-
A9	-	-	-	-	-	-	-	-	-	-	-	-
A9	-	-	WIRE735 121	-	0.0	-	-	-	0.0	-	PIN1	-
A10	-	-	-	-	-	-	-	-	-	-	-	-
A10	-	-	WIRE735 122	-	0.0	-	-	-	0.0	-	PIN1	-
B3	-	-	AE11-GKE	3510360 R1	1.16	16.0	Thin Wall XLPE Primary Cable	WHITE	470.0	-	X	-
B3	-	-	AD11-GKE	3510360 R1	1.16	16.0	Thin Wall XLPE Primary Cable	WHITE	455.0	-	X	-

Name	Terminal Part Number	V-Min	Name	Wire Part Number	Wire CSA	Wire Spec	Wire Material description	Wire Color Description	Wire Length	End2 Terminal Part Number	End2 Pin Name	End2 Connector
B4	-	-	MQ98F	3510328 R1	0.53	20.0	Thin Wall XLPE Primary Cable	TAN	1985.0	-	-	-
B5	-	-	MQ11-GMW	3510358 R1	0.53	20.0	Thin Wall XLPE Primary Cable	WHITE	3630.0	-	-	-
B8	-	-	BG28C	3510328 R1	0.53	20.0	Thin Wall XLPE Primary Cable	TAN	1095.0	-	4	1000A
B8	-	-	BG28C	3510328 R1	0.53	20.0	Thin Wall XLPE Primary Cable	TAN	1095.0	-	-	-
B9	-	-	BG28A	3510328 R1	0.53	20.0	Thin Wall XLPE Primary Cable	TAN	1095.0	-	1	1000A
B9	-	-	BG28A	3510328 R1	0.53	20.0	Thin Wall XLPE Primary Cable	TAN	1095.0	-	-	-
B10	-	-	BG28B	3510328 R1	0.53	20.0	Thin Wall XLPE Primary Cable	TAN	1095.0	-	3	1000A
B10	-	-	BG28B	3510328 R1	0.53	20.0	Thin Wall XLPE Primary Cable	TAN	1095.0	-	-	-

Connector Name 1501
 Part Number 2018589C1
 Short Description TRANS MODULE 1
 Instances
 B6.7 - Starter Interlocks (BCM Controlled with Input from Allison 3K/4K TCM):Diagram1-Combination1
 B6.7 - Transmission (Allison 3K/4K):Diagram1-Combination1
 L9 - Allison without Switch and with Confirmation
 Telltale:Diagram1-Combination1
 L9 - Transmission (Allison 3K/4K):Diagram1-Combination1
 L9 - Transmission Shifter (Stalk Shifter Allison):Diagram1-Combination1
 Mates 1235



Name	Terminal Part Number	V-Min	Name	Wire Part Number	Wire CSA	Wire Spec	Wire Material description	Wire Color Description	Wire Length	End2 Terminal Part Number	End2 Pin Name	End2 Connector
1	-	-	SM92#101	3510341 R1	0.79	18.0	Thin Wall XLPE Primary Cable	LIGHT BLUE	3065.0	-	-	-
2	-	-	SR92#103	3510335 R1	0.79	18.0	Thin Wall XLPE Primary Cable	YELLOW 2	2550.0	-	X	-
2	-	-	SN92#103	3510335 R1	0.79	18.0	Thin Wall XLPE Primary Cable	YELLOW 2	2915.0	-	X	-
2	-	-	SR92#103	3510335 R1	0.79	18.0	Thin Wall XLPE Primary Cable	YELLOW 2	2550.0	-	-	-

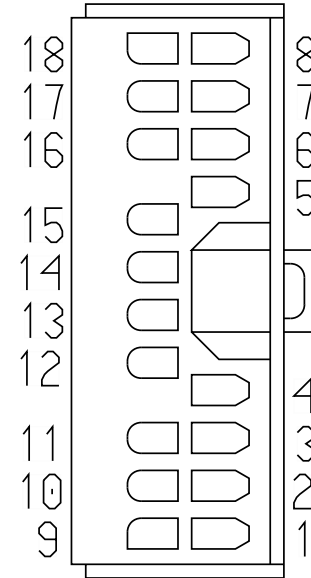
Name	Terminal Part Number	V-Min	Name	Wire Part Number	Wire CSA	Wire Spec	Wire Material description	Wire Color Description	Wire Length	End2 Terminal Part Number	End2 Pin Name	End2 Connector
3	-	-	SM92#105	3510317 R1	0.79	18.0	Thin Wall XLPE Primary Cable	ORANGE	3065.0	-	-	-
4	-	-	LD92#109	3510359 R1	0.79	18.0	Thin Wall XLPE Primary Cable	WHITE	590.0	-	X	-
4	-	-	LE92#109	3510359 R1	0.79	18.0	Thin Wall XLPE Primary Cable	WHITE	590.0	-	X	-
4	-	-	LF92#109	3510359 R1	0.79	18.0	Thin Wall XLPE Primary Cable	WHITE	590.0	-	X	-
4	-	-	SM92#109	3510359 R1	0.79	18.0	Thin Wall XLPE Primary Cable	WHITE	2590.0	-	-	-
5	-	-	SM92#110	3510365 R1	0.79	18.0	Thin Wall XLPE Primary Cable	RED	190.0	-	1	-
6	-	-	TM92A117	3510341 R1	0.79	18.0	Thin Wall XLPE Primary Cable	LIGHT BLUE	165.0	-	X	-
6	-	-	TN92#117	3510341 R1	0.79	18.0	Thin Wall XLPE Primary Cable	LIGHT BLUE	3100.0	-	25	1702

Name	Terminal Part Number	V-Min	Name	Wire Part Number	Wire CSA	Wire Spec	Wire Material description	Wire Color Description	Wire Length	End2 Terminal Part Number	End2 Pin Name	End2 Connect or
6	-	-	TN92#117	3510341 R1	0.79	18.0	Thin Wall XLPE Primary Cable	LIGHT BLUE	3100.0	-	-	-
6	-	-	TL92#117	3510341 R1	0.79	18.0	Thin Wall XLPE Primary Cable	LIGHT BLUE	3065.0	-	-	-
6	-	-	TM92A117	3510341 R1	0.79	18.0	Thin Wall XLPE Primary Cable	LIGHT BLUE	165.0	-	-	-
7	-	-	SM92#122	3510335 R1	0.79	18.0	Thin Wall XLPE Primary Cable	YELLOW 2	3065.0	-	-	-
8	-	-	SM92#123	3510299 R1	0.79	18.0	Thin Wall XLPE Primary Cable	LIGHT GREEN	3065.0	-	-	-
9	-	-	SR92#115	3510359 R1	0.79	18.0	Thin Wall XLPE Primary Cable	WHITE	850.0	-	-	-
10	-	-	SM92#130	3510359 R1	0.79	18.0	Thin Wall XLPE Primary Cable	WHITE	3065.0	-	-	-
11	-	-	SM92#134	3510335 R1	0.79	18.0	Thin Wall XLPE Primary Cable	YELLOW 2	2670.0	-	19	1702

Name	Terminal Part Number	V-Min	Name	Wire Part Number	Wire CSA	Wire Spec	Wire Material description	Wire Color Description	Wire Length	End2 Terminal Part Number	End2 Pin Name	End2 Connector
11	-	-	SM92#134	3510335 R1	0.79	18.0	Thin Wall XLPE Primary Cable	YELLOW 2	2670.0	-	-	-
12	-	-	SY92A141	3510329 R1	0.79	18.0	Thin Wall XLPE Primary Cable	TAN	2670.0	-	20	1702
12	-	-	SY92A141	3510329 R1	0.79	18.0	Thin Wall XLPE Primary Cable	TAN	2670.0	-	-	-
12	-	-	TL92A141	3510329 R1	0.79	18.0	Thin Wall XLPE Primary Cable	TAN	3100.0	-	-	-
13	-	-	SM92#143	3510341 R1	0.79	18.0	Thin Wall XLPE Primary Cable	LIGHT BLUE	3065.0	-	-	-
14	-	-	SY92#145	3510317 R1	0.79	18.0	Thin Wall XLPE Primary Cable	ORANGE	3100.0	-	-	-
14	-	-	TL92#145	3510317 R1	0.79	18.0	Thin Wall XLPE Primary Cable	ORANGE	3065.0	-	-	-
15	-	-	SR92#119	3510341 R1	0.79	18.0	Thin Wall XLPE Primary Cable	LIGHT BLUE	910.0	-	-	-

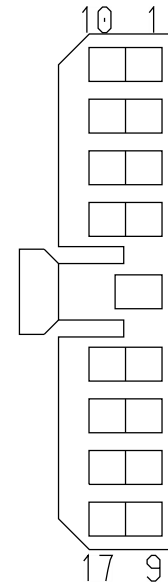
Name	Terminal Part Number	V-Min	Name	Wire Part Number	Wire CSA	Wire Spec	Wire Material description	Wire Color Description	Wire Length	End2 Terminal Part Number	End2 Pin Name	End2 Connect or
16	-	-	SR92#124	3510359 R1	0.79	18.0	Thin Wall XLPE Primary Cable	WHITE	3100.0	-	-	-
17	-	-	SM92#162	3510335 R1	0.79	18.0	Thin Wall XLPE Primary Cable	YELLOW 2	3065.0	-	-	-
18	-	-	SM92#163	3510335 R1	0.79	18.0	Thin Wall XLPE Primary Cable	YELLOW 2	3100.0	-	-	-

Connector Name 1501
 Part Number 2018589C1
 Short Description TRANS MODULE 1
 Instances B6.7 - Transmission Shifter (Stalk Shifter Allison):Diagram1-Combination1
 L9 - Starter Interlocks (BCM Controlled with Input from Allison 3K/4K TCM):Diagram1-Combination1
 Mates 1235



Name	Terminal Part Number	V-Min	Name	Wire Part Number	Wire CSA	Wire Spec	Wire Material description	Wire Color Description	Wire Length	End2 Terminal Part Number	End2 Pin Name	End2 Connector
11	-	-	SM92#134	3510335 R1	0.79	18.0	Thin Wall XLPE Primary Cable	YELLOW 2	2670.0	-	19	1702
12	-	-	SY92A141	3510329 R1	0.79	18.0	Thin Wall XLPE Primary Cable	TAN	2670.0	-	20	1702
12	-	-	TL92A141	3510329 R1	0.79	18.0	Thin Wall XLPE Primary Cable	TAN	3100.0	-	20	1702

Connector Name 1502
 Part Number 1661601C1
 Short Description TRANS MODULE 2
 Instances B6.7 - Backup Light(Single Reverse Light) Allison
 3K/4K:Diagram1-Combination1
 L9 - Backup Light (Single Reverse Light) Allison 3K/4K
 07:Diagram1-Combination1
 L9 - Transmission (Allison 3K/4K):Diagram1-Combination1
 Mates 1236

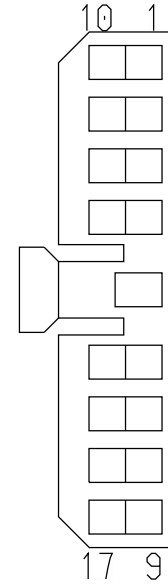


Name	Terminal Part Number	V-Min	Name	Wire Part Number	Wire CSA	Wire Spec	Wire Material description	Wire Color Description	Wire Length	End2 Terminal Part Number	End2 Pin Name	End2 Connector
1	-	-	SM92#164	3510341 R1	0.79	18.0	Thin Wall XLPE Primary Cable	LIGHT BLUE	3065.0	-	-	-
2	-	-	SM92#165	3510329 R1	0.79	18.0	Thin Wall XLPE Primary Cable	TAN	2670.0	-	7	1702
2	-	-	SM92#165	3510329 R1	0.79	18.0	Thin Wall XLPE Primary Cable	TAN	2670.0	-	-	-
3	-	-	SM92#169	3510359 R1	0.79	18.0	Thin Wall XLPE Primary Cable	WHITE	2590.0	-	-	-

Name	Terminal Part Number	V-Min	Name	Wire Part Number	Wire CSA	Wire Spec	Wire Material description	Wire Color Description	Wire Length	End2 Terminal Part Number	End2 Pin Name	End2 Connector
4	-	-	SM92#170	3510365 R1	0.79	18.0	Thin Wall XLPE Primary Cable	RED	190.0	-	1	-
5	-	-	SW92#111	2645921 R1	0.79	18.0	TXL 150C	ORANGE	800.0	-	-	-
6	-	-	SR92A112	3510323 R1	0.79	18.0	Thin Wall XLPE Primary Cable	PINK	590.0	-	-	-
6	-	-	ST92A112	2645918 R1	0.79	18.0	TXL 150C	PINK	800.0	-	-	-
7	-	-	SW92#116	2645922 R1	0.79	18.0	TXL 150C	LIGHT BLUE	800.0	-	-	-
8	-	-	SW92#177	2645920 R1	0.79	18.0	TXL 150C	LIGHT GREEN	800.0	-	-	-
9	-	-	SR92A131	3510323 R1	0.79	18.0	Thin Wall XLPE Primary Cable	PINK	590.0	-	-	-
9	-	-	ST92#131	2645910 R1	0.79	18.0	TXL 150C	YELLOW 2	800.0	-	-	-
10	-	-	SW92#133	2645910 R1	0.79	18.0	TXL 150C	YELLOW 2	800.0	-	-	-
11	-	-	SW92#136	2645921 R1	0.79	18.0	TXL 150C	ORANGE	800.0	-	-	-
12	-	-	SW92#137	2645919 R1	0.79	18.0	TXL 150C	WHITE	800.0	-	-	-
13	-	-	SR92A158	3510299 R1	0.79	18.0	Thin Wall XLPE Primary Cable	LIGHT GREEN	640.0	-	-	-
13	-	-	ST92#158	2645920 R1	0.79	18.0	TXL 150C	LIGHT GREEN	800.0	-	-	-

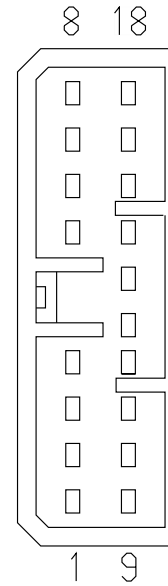
Name	Terminal Part Number	V-Min	Name	Wire Part Number	Wire CSA	Wire Spec	Wire Material description	Wire Color Description	Wire Length	End2 Terminal Part Number	End2 Pin Name	End2 Connector
14	-	-	SW92#171	2645910 R1	0.79	18.0	TXL 150C	YELLOW 2	800.0	-	-	-
15	-	-	SW92#151	2645919 R1	0.79	18.0	TXL 150C	WHITE	800.0	-	-	-
16	-	-	SW92#152	2645920 R1	0.79	18.0	TXL 150C	LIGHT GREEN	800.0	-	-	-
17	-	-	SW31#154	2645915 R1	0.79	18.0	TXL 150C	TAN	800.0	-	-	-

Connector Name 1502
 Part Number 1661601C1
 Short Description TRANS MODULE 2
 Instances B6.7 - Transmission (Allison 3K/4K):Diagram1-Combination1
 Mates 1236



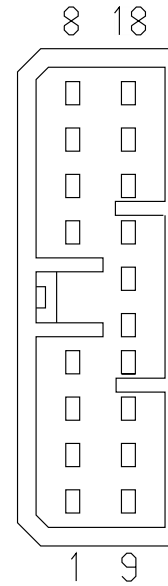
Name	Terminal Part Number	V-Min	Name	Wire Part Number	Wire CSA	Wire Spec	Wire Material description	Wire Color Description	Wire Length	End2 Terminal Part Number	End2 Pin Name	End2 Connector
3	-	-	LD92#169	3510359 R1	0.79	18.0	Thin Wall XLPE Primary Cable	WHITE	590.0	-	X	-
3	-	-	LE92#169	3510359 R1	0.79	18.0	Thin Wall XLPE Primary Cable	WHITE	590.0	-	X	-
3	-	-	LF92#169	3510359 R1	0.79	18.0	Thin Wall XLPE Primary Cable	WHITE	590.0	-	X	-
4	-	-	SM92#170	3510365 R1	0.79	18.0	Thin Wall XLPE Primary Cable	RED	190.0	-	1	-

Connector Name 1503
 Part Number 3627615C1
 Instances B6.7 - CAN Layout:Powertrain Standard J1939 (500Kbps)
 L9 - CAN Layout:Euro 5 Powertrain Standard J1939 (250Kbps)
 Mates 1237



Name	Terminal Part Number	V-Min	Name	Wire Part Number	Wire CSA	Wire Spec	Wire Material description	Wire Color Description	Wire Length	End2 Terminal Part Number	End2 Pin Name	End2 Connector
4	-	-	WIRE735413	-	0.0	-	-	-	0.0	-	PIN1	-
4	-	-	WIRE740248	-	0.0	-	-	-	0.0	-	PIN1	-
12	-	-	WIRE735418	-	0.0	-	-	-	0.0	-	PIN1	-
12	-	-	WIRE740247	-	0.0	-	-	-	0.0	-	PIN1	-

Connector Name 1503
 Part Number 3627615C1
 Short Description TRANS MODULE 3
 Instances L9 - Transmission (Allison 3K/4K):Diagram1-Combination1
 Mates 1237

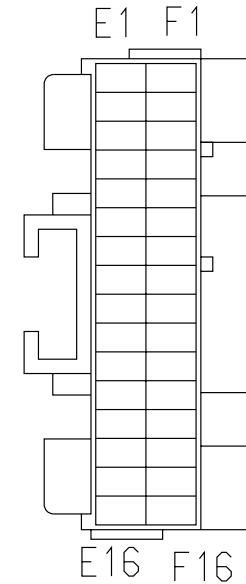


Name	Terminal Part Number	V-Min	Name	Wire Part Number	Wire CSA	Wire Spec	Wire Material description	Wire Color Description	Wire Length	End2 Terminal Part Number	End2 Pin Name	End2 Connector
1	-	-	SA48#139	2645921 R1	0.79	18.0	TXL 150C	ORANGE	2690.0	-	-	-
1	-	-	SL48#139	3510317 R1	0.79	18.0	Thin Wall XLPE Primary Cable	ORANGE	1420.0	-	-	-
2	-	-	SW47#140	3510299 R1	0.79	18.0	Thin Wall XLPE Primary Cable	LIGHT GREEN	900.0	-	-	-
3	-	-	SA92A120	2645922 R1	0.79	18.0	TXL 150C	LIGHT BLUE	800.0	-	-	-
3	-	-	SV92#120	3510341 R1	0.79	18.0	Thin Wall XLPE Primary Cable	LIGHT BLUE	1065.0	-	-	-
5	-	-	SW92#155	2645919 R1	0.79	18.0	TXL 150C	WHITE	800.0	-	-	-

Name	Terminal Part Number	V-Min	Name	Wire Part Number	Wire CSA	Wire Spec	Wire Material description	Wire Color Description	Wire Length	End2 Terminal Part Number	End2 Pin Name	End2 Connector
6	-	-	SW92#174	2645922 R1	0.79	18.0	TXL 150C	LIGHT BLUE	800.0	-	-	-
7	-	-	SW92#176	2645910 R1	0.79	18.0	TXL 150C	YELLOW 2	800.0	-	-	-
8	-	-	SW47#125	3510311 R1	0.79	18.0	Thin Wall XLPE Primary Cable	GREY	3100.0	-	-	-
9	-	-	SA48#159	2645915 R1	0.79	18.0	TXL 150C	TAN	2690.0	-	-	-
9	-	-	SL48#159	3510329 R1	0.79	18.0	Thin Wall XLPE Primary Cable	TAN	1420.0	-	-	-
10	-	-	SW47#160	3510335 R1	0.79	18.0	Thin Wall XLPE Primary Cable	YELLOW 2	900.0	-	-	-
11	-	-	SA92#180	2645921 R1	0.79	18.0	TXL 150C	ORANGE	800.0	-	-	-
11	-	-	SV92#180	3510317 R1	0.79	18.0	Thin Wall XLPE Primary Cable	ORANGE	1065.0	-	-	-
13	-	-	TL92#142	3510359 R1	0.79	18.0	Thin Wall XLPE Primary Cable	WHITE	3065.0	-	-	-
13	-	-	TM92A142	3510359 R1	0.79	18.0	Thin Wall XLPE Primary Cable	WHITE	165.0	-	-	-

Name	Terminal Part Number	V-Min	Name	Wire Part Number	Wire CSA	Wire Spec	Wire Material description	Wire Color Description	Wire Length	End2 Terminal Part Number	End2 Pin Name	End2 Connector
14	-	-	SR92#156	3510323 R1	0.79	18.0	Thin Wall XLPE Primary Cable	PINK	3100.0	-	-	-
15	-	-	SR92#161	3510317 R1	0.79	18.0	Thin Wall XLPE Primary Cable	ORANGE	3100.0	-	-	-
16	-	-	SR92#175	3510317 R1	0.79	18.0	Thin Wall XLPE Primary Cable	ORANGE	390.0	-	-	-
18	-	-	SW92#118	2645914 R1	0.79	18.0	TXL 150C	GREY	800.0	-	-	-

Connector Name 1602
 Part Number 3598705C1
 Instances B6.7 - CAN Layout:Body Standard J1939 (250Kbps)
 B6.7 - DLB - Remote Power Modules (1 RPM n/ Switch Packs):Diagram1
 B6.7 - DLB - Remote Power Modules (1 RPM n/ Switch Packs):Diagram2 - In Cab
 B6.7 - DLB - Remote Power Modules (1 RPM w/ Switch Packs):Diagram1
 B6.7 - DLB - Remote Power Modules (1 RPM w/ Switch Packs):Diagram2 - In Cab
 B6.7 - DLB - Remote Power Modules (2 RPM n/ Switch Pack):Diagram1-Combination1
 B6.7 - DLB - Remote Power Modules (2 RPM w/ Switch Packs):Diagram1-Combination1
 L9 - CAN Layout:Body Standard J1939 (250Kbps)
 L9 - CAN Layout:Telematics J1708
 L9 - DLB - Remote Power Modules (1 RPM n/ Switch Packs):Diagram1-Combination1
 L9 - DLB - Remote Power Modules (1 RPM w/ Switch Packs):Diagram1-Combination1
 L9 - DLB - Remote Power Modules (2 RPM n/ Switch Pack):Diagram1-Combination1
 L9 - DLB - Remote Power Modules (2 RPM w/ Switch Packs):Diagram1-Combination1




Mates MODU-BCM-A000-10-00

Name	Terminal Part Number	V-Min	Name	Wire Part Number	Wire CSA	Wire Spec	Wire Material description	Wire Color Description	Wire Length	End2 Terminal Part Number	End2 Pin Name	End2 Connector
E1	-	-	WIRE722843	-	0.0	-	-	-	0.0	-	A	1661
E2	-	-	WIRE722842	-	0.0	-	-	-	0.0	-	A	1660
F5	-	-	WIRE722732	-	0.0	-	-	-	0.0	-	PIN1	-
F5	-	-	-	-	-	-	-	-	-	-	-	-
F6	-	-	WIRE722731	-	0.0	-	-	-	0.0	-	PIN1	-

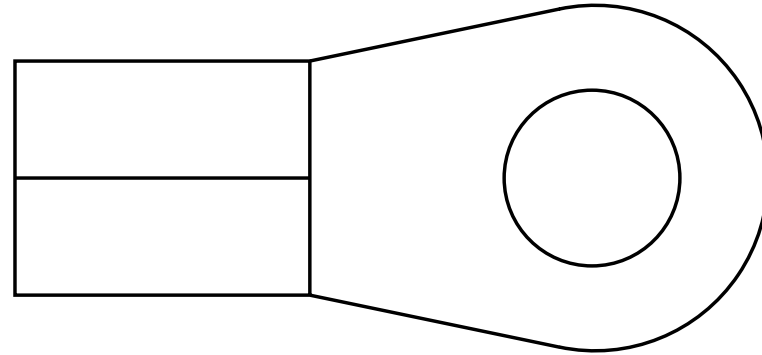
Name	Terminal Part Number	V-Min	Name	Wire Part Number	Wire CSA	Wire Spec	Wire Material description	Wire Color Description	Wire Length	End2 Terminal Part Number	End2 Pin Name	End2 Connector
F6	-	-	-	-	-	-	-	-	-	-	-	-

Connector Name 1604
 Part Number 3598710C1
 Instances B6.7 - License Plate Light (Tail Light Single Assy.) W/Less
 Power Module:Diagram1
 Mates MODU-BCM-A000-10-00



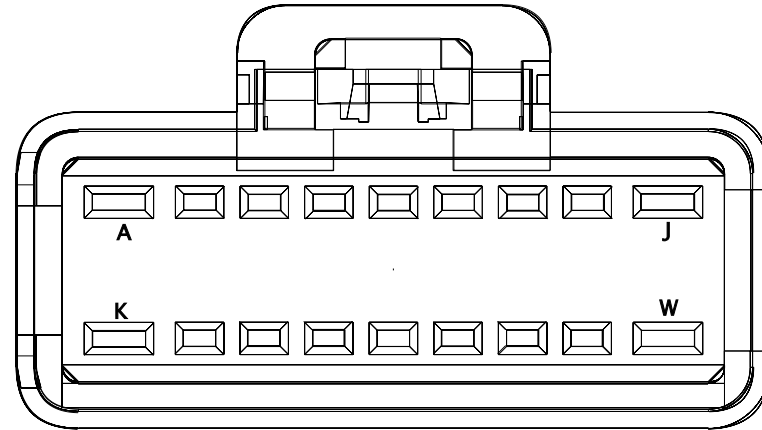
Name	Terminal Part Number	V-Min	Name	Wire Part Number	Wire CSA	Wire Spec	Wire Material description	Wire Color Description	Wire Length	End2 Terminal Part Number	End2 Pin Name	End2 Connector
G	-	-	YP54	3510306 R1	1.16	16.0	Thin Wall XLPE Primary Cable	BROWN	1205.0	-	-	-
G	-	-	YS54	3510306 R1	1.16	16.0	Thin Wall XLPE Primary Cable	BROWN	1205.0	-	-	-

Connector Name 1605
 Part Number 373759C2
 Instances BCM (Body Control Module):Connector J8-1605 (Power Feed)
 Mates MODU-BCM-A000-10-00



Name	Terminal Part Number	V-Min	Name	Wire Part Number	Wire CSA	Wire Spec	Wire Material description	Wire Color Description	Wire Length	End2 Terminal Part Number	End2 Pin Name	End2 Connector
A	-	-	HZ14BC	2644026 R1	18.94	4.0	Std. Wall XLPE Battery Cable	RED	795.0	-	X	-

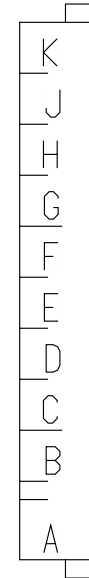
Connector Name 1606
 Part Number 3759005C1
 Instances
 B6.7 - CAN Layout:Cab Standard J1939 (250Kbps)
 B6.7 - CAN Layout:HMI Standard J1939 (125Kbps)
 B6.7 - CAN Layout:Powertrain Standard J1939 (500Kbps)
 B6.7 - Cooling Fan Control Two-Speed:Diagram1
 B6.7 - Cranking (Starter) GEN4 BCM W/O Thermal Overcrank:Diagram1
 L9 - CAN Layout:Cab Standard J1939 (250Kbps)
 L9 - CAN Layout:Euro 5 Powertrain Standard J1939 (250Kbps)
 L9 - CAN Layout:HMI Standard J1939 (125Kbps)
 L9 - Cooling Fan Control Two-Speed:Diagram1
 L9 - Cranking (Starter) GEN4 BCM W/ Thermal Overcrank - External Switch:Diagram1-Combination1
 L9 - Cranking (Starter) GEN4 BCM W/O Thermal Overcrank:Diagram1-Combination1
 Voltage Monitoring Voltmeter Aux Gauge:Diagram1
 Mates MODU-BCM-A000-10-00



Name	Terminal Part Number	V-Min	Name	Wire Part Number	Wire CSA	Wire Spec	Wire Material description	Wire Color Description	Wire Length	End2 Terminal Part Number	End2 Pin Name	End2 Connector
D	-	-	WIRE720026	-	0.0	-	-	-	0.0	-	PIN1	-
E	-	-	WIRE720025	-	0.0	-	-	-	0.0	-	PIN1	-
G	-	-	WIRE735141	-	0.0	-	-	-	0.0	-	PIN1	-
G	-	-	-	-	-	-	-	-	-	-	-	-
H	-	-	WIRE735140	-	0.0	-	-	-	0.0	-	PIN1	-
H	-	-	-	-	-	-	-	-	-	-	-	-
N	-	-	WIRE1640	-	0.0	-	-	-	0.0	-	PIN1	-
P	-	-	WIRE1639	-	0.0	-	-	-	0.0	-	PIN1	-
T	-	-	LA17	3510324R1	1.16	16.0	Thin Wall XLPE Primary Cable	PINK	3365.0	-	29	1703M

Name	Terminal Part Number	V-Min	Name	Wire Part Number	Wire CSA	Wire Spec	Wire Material description	Wire Color Description	Wire Length	End2 Terminal Part Number	End2 Pin Name	End2 Connector
T	-	-	LG17	3510324 R1	1.16	16.0	Thin Wall XLPE Primary Cable	PINK	3365.0	-	29	1703M

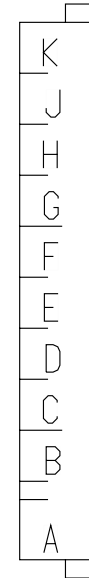
Connector Name 1620
 Part Number 2007315C1
 Instances IP ZVR - 1620:Diagram1
 Mates SP-ZVR_SPLICE_PACK-B000-10 -A1



Name	Terminal Part Number	V-Min	Name	Wire Part Number	Wire CSA	Wire Spec	Wire Material description	Wire Color Description	Wire Length	End2 Terminal Part Number	End2 Pin Name	End2 Connector
A	-	-	NL9ZB	3510311 R1	0.79	18.0	Thin Wall XLPE Primary Cable	GREY	910.0	-	-	-
A	-	-	AA9Z	3510311 R1	0.79	18.0	Thin Wall XLPE Primary Cable	GREY	1360.0	-	-	-
A	-	-	VU9ZF	3510311 R1	0.79	18.0	Thin Wall XLPE Primary Cable	GREY	1035.0	-	-	-
B	-	-	NA9CDC	3510310 R1	0.53	20.0	Thin Wall XLPE Primary Cable	GREY	515.0	-	-	-

Name	Terminal Part Number	V-Min	Name	Wire Part Number	Wire CSA	Wire Spec	Wire Material description	Wire Color Description	Wire Length	End2 Terminal Part Number	End2 Pin Name	End2 Connector
C	-	-	XS9AC	3510311 R1	0.79	18.0	Thin Wall XLPE Primary Cable	GREY	2085.0	-	63	1703M
D	-	-	ME110B	3510311 R1	0.79	18.0	Thin Wall XLPE Primary Cable	GREY	990.0	-	-	-
E	-	-	QA9Z	3510311 R1	0.79	18.0	Thin Wall XLPE Primary Cable	GREY	1360.0	-	-	-
G	-	-	AB9	3510311 R1	0.79	18.0	Thin Wall XLPE Primary Cable	GREY	1035.0	-	-	-
G	-	-	KA9B	3510311 R1	0.79	18.0	Thin Wall XLPE Primary Cable	GREY	220.0	-	-	-
H	-	-	ND9A	3510358 R1	0.53	20.0	Thin Wall XLPE Primary Cable	WHITE	670.0	-	-	-
H	-	-	AC9	3510311 R1	0.79	18.0	Thin Wall XLPE Primary Cable	GREY	1080.0	-	-	-
J	-	-	QI9BB	3510311 R1	0.79	18.0	Thin Wall XLPE Primary Cable	GREY	4090.0	-	-	-
J	-	-	QW9BB	3510311 R1	0.79	18.0	Thin Wall XLPE Primary Cable	GREY	1914.0	-	X	-

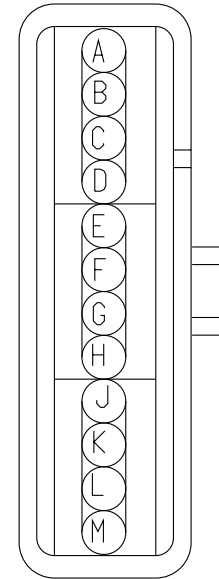
Connector Name 1623
 Part Number 2007315C1
 Instances IP Light Splice Packs - 1625/1623/400:Diagram1
 Mates SP-MARKER_LT_SPLICE_PACK-B 000-10-A1



Name	Terminal Part Number	V-Min	Name	Wire Part Number	Wire CSA	Wire Spec	Wire Material description	Wire Color Description	Wire Length	End2 Terminal Part Number	End2 Pin Name	End2 Connector
A	-	-	YP54	3510306 R1	1.16	16.0	Thin Wall XLPE Primary Cable	BROWN	1205.0	-	-	-
A	-	-	YS54	3510306 R1	1.16	16.0	Thin Wall XLPE Primary Cable	BROWN	1205.0	-	-	-
C	-	-	YP54B	3510305 R1	0.79	18.0	Thin Wall XLPE Primary Cable	BROWN	1080.0	-	-	-
C	-	-	YS54B	3510305 R1	0.79	18.0	Thin Wall XLPE Primary Cable	BROWN	1080.0	-	-	-

Name	Terminal Part Number	V-Min	Name	Wire Part Number	Wire CSA	Wire Spec	Wire Material description	Wire Color Description	Wire Length	End2 Terminal Part Number	End2 Pin Name	End2 Connector
D	-	-	XY58DA	3510305 R1	0.79	18.0	Thin Wall XLPE Primary Cable	BROWN	1090.0	-	-	-
D	-	-	YS58T	3510305 R1	0.79	18.0	Thin Wall XLPE Primary Cable	BROWN	1085.0	-	-	-
E	-	-	XY58DB	3510305 R1	0.79	18.0	Thin Wall XLPE Primary Cable	BROWN	1515.0	-	-	-
F	-	-	YP58T	3510305 R1	0.79	18.0	Thin Wall XLPE Primary Cable	BROWN	1085.0	-	-	-
G	-	-	ZQ68	3510306 R1	1.16	16.0	Thin Wall XLPE Primary Cable	BROWN	290.0	-	-	-
G	-	-	ZN68	3510306 R1	1.16	16.0	Thin Wall XLPE Primary Cable	BROWN	1160.0	-	-	-
G	-	-	ZP68	3510306 R1	1.16	16.0	Thin Wall XLPE Primary Cable	BROWN	320.0	-	-	-

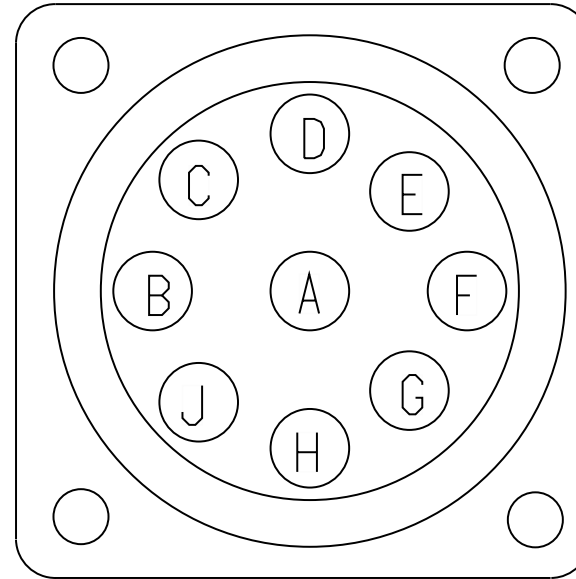
Connector Name 1625
 Part Number 3543733C1
 Instances IP Light Splice Packs - 1625/1623/400:Diagram1
 Mates SP-REAR_TURN_SIGNAL_SPLICE_PACK-B000-10-A1



Name	Terminal Part Number	V-Min	Name	Wire Part Number	Wire CSA	Wire Spec	Wire Material description	Wire Color Description	Wire Length	End2 Terminal Part Number	End2 Pin Name	End2 Connector
A	-	-	YL57C	3510318 R1	1.16	16.0	Thin Wall XLPE Primary Cable	ORANGE	1180.0	-	-	-
B	-	-	YL57	3510318 R1	1.16	16.0	Thin Wall XLPE Primary Cable	ORANGE	1170.0	-	-	-
C	-	-	YV57BB	3510330 R1	1.16	16.0	Thin Wall XLPE Primary Cable	TAN	1170.0	-	-	-
C	-	-	YX57BB	3510300 R1	1.16	16.0	Thin Wall XLPE Primary Cable	LIGHT GREEN	1170.0	-	-	-

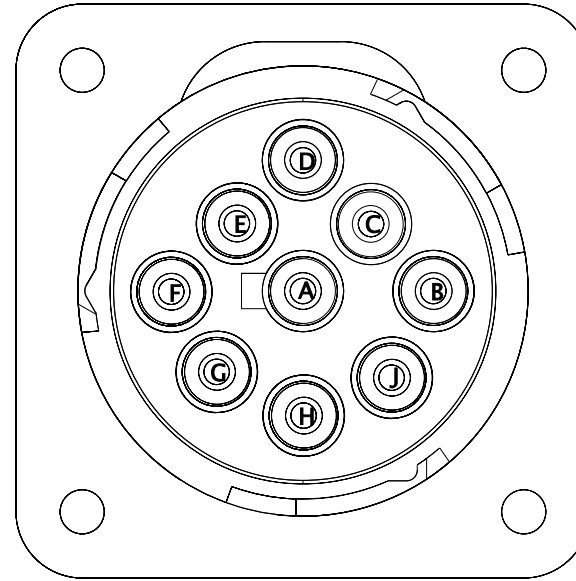
Name	Terminal Part Number	V-Min	Name	Wire Part Number	Wire CSA	Wire Spec	Wire Material description	Wire Color Description	Wire Length	End2 Terminal Part Number	End2 Pin Name	End2 Connector
C	-	-	YW57BB	3510300 R1	1.16	16.0	Thin Wall XLPE Primary Cable	LIGHT GREEN	3420.0	-	-	-
C	-	-	YZ57BB	3510300 R1	1.16	16.0	Thin Wall XLPE Primary Cable	LIGHT GREEN	3420.0	-	-	-
E	-	-	YL56A	3510318 R1	1.16	16.0	Thin Wall XLPE Primary Cable	ORANGE	1180.0	-	-	-
F	-	-	YL56	3510318 R1	1.16	16.0	Thin Wall XLPE Primary Cable	ORANGE	1170.0	-	-	-
G	-	-	YW56BB	3510336 R1	1.16	16.0	Thin Wall XLPE Primary Cable	YELLOW 2	3420.0	-	-	-
G	-	-	YZ56BB	3510336 R1	1.16	16.0	Thin Wall XLPE Primary Cable	YELLOW 2	3420.0	-	-	-
G	-	-	YV56BB	3510336 R1	1.16	16.0	Thin Wall XLPE Primary Cable	YELLOW 2	1170.0	-	-	-
G	-	-	YX56BB	3510336 R1	1.16	16.0	Thin Wall XLPE Primary Cable	YELLOW 2	1170.0	-	-	-

Connector Name 1650MA
 Part Number 3544066C1
 Instances B6.7 - CAN Layout:Cab Standard J1939 (250Kbps)
 L9 - CAN Layout:Cab Standard J1939 (250Kbps)
 Mates DEV-9PinDiag-0008-00-10-01A




Name	Terminal Part Number	V-Min	Name	Wire Part Number	Wire CSA	Wire Spec	Wire Material description	Wire Color Description	Wire Length	End2 Terminal Part Number	End2 Pin Name	End2 Connector
H	-	-	WIRE722840	-	0.0	-	-	-	0.0	-	PIN1	-
J	-	-	WIRE722841	-	0.0	-	-	-	0.0	-	PIN1	-

Connector Name 1650/1650MA
 Part Number 3757649C1
 Instances B6.7 - CAN Layout:Powertrain Standard J1939 (500Kbps)
 L9 - CAN Layout:Euro 5 Powertrain Standard J1939 (250Kbps)
 Mates DEV-9PinDiag-0008-00-10-01A




Name	Terminal Part Number	V-Min	Name	Wire Part Number	Wire CSA	Wire Spec	Wire Material description	Wire Color Description	Wire Length	End2 Terminal Part Number	End2 Pin Name	End2 Connector
C	-	-	WIRE735138	-	0.0	-	-	-	0.0	-	PIN1	-
D	-	-	WIRE735139	-	0.0	-	-	-	0.0	-	PIN1	-

Connector Name 1657M
 Part Number 3683465C1
 Instances B6.7 - CAN Layout:Powertrain Standard J1939 (500Kbps)
 L9 - CAN Layout:Euro 5 Powertrain Standard J1939 (250Kbps)
 Mates RES-TERMINATING-POWERTRAIN -500K-0002-00-02A




Name	Terminal Part Number	V-Min	Name	Wire Part Number	Wire CSA	Wire Spec	Wire Material description	Wire Color Description	Wire Length	End2 Terminal Part Number	End2 Pin Name	End2 Connector
A	-	-	WIRE728829	-	0.0	-	-	-	0.0	-	62	1700
B	-	-	WIRE728830	-	0.0	-	-	-	0.0	-	61	1700

Connector Name 1660
 Part Number 2006789C1
 Instances L9 - CAN Layout:Telematics J1708
 Mates SP-IP-B001-00-10-A1-1660



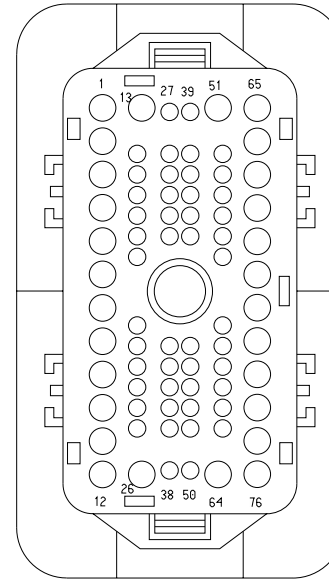
Name	Terminal Part Number	V-Min	Name	Wire Part Number	Wire CSA	Wire Spec	Wire Material description	Wire Color Description	Wire Length	End2 Terminal Part Number	End2 Pin Name	End2 Connector
A	-	-	WIRE722842	-	0.0	-	-	-	0.0	-	E2	1602
F	-	-	WIRE722860	-	0.0	-	-	-	0.0	-	4	8998

Connector Name 1661
 Part Number 2006789C1
 Instances L9 - CAN Layout:Telematics J1708
 Mates SP-IP-B001-00-10-A1-1661



Name	Terminal Part Number	V-Min	Name	Wire Part Number	Wire CSA	Wire Spec	Wire Material description	Wire Color Description	Wire Length	End2 Terminal Part Number	End2 Pin Name	End2 Connector
A	-	-	WIRE722843	-	0.0	-	-	-	0.0	-	E1	1602
F	-	-	WIRE722859	-	0.0	-	-	-	0.0	-	5	8998

Connector Name 1700
Part Number 3595624C1
Instances B6.7 - Antilock Brake System (ABS)-BENDIX 4 Channel
Implementation:Diagram1
B6.7 - Auxiliary Power (40A) HSD:Diagram1
B6.7 - CAN Layout:Powertrain Standard J1939 (500Kbps)
B6.7 - City Horn (W/ 4PIN CLK & P. Brake):Diagram1-
Combination1
B6.7 - City Horn (W/ 4PIN CLK & P. Brake):Diagram1-
Combination2
B6.7 - City Horn (W/ 4PIN CLK):Diagram1-Combination1
B6.7 - City Horn (W/ 4PIN CLK):Diagram1-Combination2
B6.7 - Directional Signal (Turn) W/ Single Tail Board W/Hazard
SW:Diagram1
B6.7 - Front Fog Lights W CONNECTOR:Diagram1
B6.7 - Headlights W 10PIN CLK W/LOWW W/O
Interrupt:Diagram1-Combination1
B6.7 - Headlights W 10PIN CLK W/LOWW W/O
Interrupt:Diagram1-Combination2
B6.7 - Headlights W/O Lights ON with wipers (LOWW) W/
Headlights Interrupt:Diagram1-Combination1
B6.7 - Headlights W/O Lights ON with wipers (LOWW) W/
Headlights Interrupt:Diagram1-Combination2
B6.7 - Headlights W/O Lights ON With Wipers (LOWW) W/O
Headlights Interrupt:Diagram1-Combination1
B6.7 - Headlights W/O Lights ON With Wipers (LOWW) W/O
Headlights Interrupt:Diagram1-Combination2
B6.7 - Windshield Washer Pump:Diagram1-Combination1
B6.7 - Windshield Washer Pump:Diagram1-Combination2
B6.7 - Windshield Washer Pump & Low Fluid Sensor:Diagram1-
Combination1
B6.7 - Windshield Washer Pump & Low Fluid Sensor:Diagram1-
Combination2
Compressed Air Supply (Aux Gauge):Diagram1
Ground Splice Packs:Diagram1
L9 - Antilock Brake System (ABS) - BENDIX 4 Channel
Implementation:Diagram1
L9 - Auxiliary Power (40A) HSD:Diagram1
L9 - CAN Layout:Euro 5 Powertrain Standard J1939 (250Kbps)
L9 - City Horn (W/ 4PIN CLK & P. Brake):Diagram1-
Combination1
L9 - City Horn (W/ 4PIN CLK & P. Brake):Diagram1-
Combination2



L9 - City Horn (W/ 4PIN CLK):Diagram1-Combination1
L9 - City Horn (W/ 4PIN CLK):Diagram1-Combination2
L9 - City Horn (W/ 10PIN CLK & P. Brake):Diagram1
L9 - City Horn (W/ 10PIN CLK):Diagram1
L9 - Directional Signal (Turn) W/ LED BOX LAMPS:Diagram1
L9 - Directional Signal (Turn) W/ Single Tail Board W/Hazard SW:Diagram1
L9 - Fog Lights (LED White TOP MTG):Diagram1
L9 - Front Fog Lamps:Diagram1
L9 - Front Fog Lights W CONNECTOR:Diagram1
L9 - Front Marker Lights:Diagram1
L9 - Headlights W 10PIN CLK W/LOWW W/Interrupt:Diagram1-Combination1
L9 - Headlights W 10PIN CLK W/LOWW W/Interrupt:Diagram1-Combination2
L9 - Headlights W 10PIN CLK W/LOWW W/O Interrupt:Diagram1-Combination1
L9 - Headlights W 10PIN CLK W/LOWW W/O Interrupt:Diagram1-Combination2
L9 - Headlights W/O Lights ON With Wipers (LOWW) W/O Headlights Interrupt:Diagram1-Combination1
L9 - Headlights W/O Lights ON With Wipers (LOWW) W/O Headlights Interrupt:Diagram1-Combination2
L9 - Headlights W/O Lights ON with wipers (LOWW) W/ Headlights Interrupt:Diagram1-Combination1
L9 - Headlights W/O Lights ON with wipers (LOWW) W/ Headlights Interrupt:Diagram1-Combination2
L9 - Transmission Power Take Off (Lectrashift PTO with Manual Trans):Diagram1
L9 - Windshield Washer Pump:Diagram1-Combination1
L9 - Windshield Washer Pump:Diagram1-Combination2
L9 - Windshield Washer Pump & Low Fluid Sensor:Diagram1-Combination1
L9 - Windshield Washer Pump & Low Fluid Sensor:Diagram1-Combination2

Mates

1700

Name	Terminal Part Number	V-Min	Name	Wire Part Number	Wire CSA	Wire Spec	Wire Material description	Wire Color Description	Wire Length	End2 Terminal Part Number	End2 Pin Name	End2 Connector
1	-	-	MA52	2643693 R1	1.91	14.0	Std. Wall XLPE Primary Cable	YELLOW 2	2790.0	-	A	8001
1	-	-	MW52	2643693 R1	1.91	14.0	Std. Wall XLPE Primary Cable	YELLOW 2	2790.0	-	A	8001
1	-	-	MC52	2643693 R1	1.91	14.0	Std. Wall XLPE Primary Cable	YELLOW 2	2790.0	-	A	8001
1	-	-	PP52	2643693 R1	1.91	14.0	Std. Wall XLPE Primary Cable	YELLOW 2	2790.0	-	A	8001
1	-	-	MA52	2643693 R1	1.91	14.0	Std. Wall XLPE Primary Cable	YELLOW 2	2790.0	-	A	8000
1	-	-	MC52	2643693 R1	1.91	14.0	Std. Wall XLPE Primary Cable	YELLOW 2	2790.0	-	A	8000
1	-	-	PP52	2643693 R1	1.91	14.0	Std. Wall XLPE Primary Cable	YELLOW 2	2790.0	-	A	8000
1	-	-	MB52	2643693 R1	1.91	14.0	Std. Wall XLPE Primary Cable	YELLOW 2	2810.0	-	A	8001

Name	Terminal Part Number	V-Min	Name	Wire Part Number	Wire CSA	Wire Spec	Wire Material description	Wire Color Description	Wire Length	End2 Terminal Part Number	End2 Pin Name	End2 Connector
2	-	-	MA53	2643693 R1	1.91	14.0	Std. Wall XLPE Primary Cable	YELLOW 2	2790.0	-	C	8001
2	-	-	PP53	2643693 R1	1.91	14.0	Std. Wall XLPE Primary Cable	YELLOW 2	2790.0	-	C	8001
2	-	-	MC53	2643693 R1	1.91	14.0	Std. Wall XLPE Primary Cable	YELLOW 2	2790.0	-	C	8001
2	-	-	MW53	2643693 R1	1.91	14.0	Std. Wall XLPE Primary Cable	YELLOW 2	2790.0	-	C	8001
2	-	-	MA53	2643693 R1	1.91	14.0	Std. Wall XLPE Primary Cable	YELLOW 2	2790.0	-	C	8000
2	-	-	PP53	2643693 R1	1.91	14.0	Std. Wall XLPE Primary Cable	YELLOW 2	2790.0	-	C	8000
2	-	-	MC53	2643693 R1	1.91	14.0	Std. Wall XLPE Primary Cable	YELLOW 2	2790.0	-	C	8000
2	-	-	MB53	2643693 R1	1.91	14.0	Std. Wall XLPE Primary Cable	YELLOW 2	2810.0	-	C	8001

Name	Terminal Part Number	V-Min	Name	Wire Part Number	Wire CSA	Wire Spec	Wire Material description	Wire Color Description	Wire Length	End2 Terminal Part Number	End2 Pin Name	End2 Connector
3	-	-	PP52D	2643693 R1	1.91	14.0	Std. Wall XLPE Primary Cable	YELLOW 2	3750.0	-	A	8000
3	-	-	MC52D	2643693 R1	1.91	14.0	Std. Wall XLPE Primary Cable	YELLOW 2	3750.0	-	A	8000
3	-	-	RF52D	2643693 R1	1.91	14.0	Std. Wall XLPE Primary Cable	YELLOW 2	3750.0	-	A	8000
3	-	-	MW52D	2643693 R1	1.91	14.0	Std. Wall XLPE Primary Cable	YELLOW 2	3750.0	-	A	8000
3	-	-	MA52D	2643693 R1	1.91	14.0	Std. Wall XLPE Primary Cable	YELLOW 2	4095.0	-	A	8000
3	-	-	MB52D	2643693 R1	1.91	14.0	Std. Wall XLPE Primary Cable	YELLOW 2	4095.0	-	A	8000
4	-	-	PP53B	2643693 R1	1.91	14.0	Std. Wall XLPE Primary Cable	YELLOW 2	3750.0	-	C	8000
4	-	-	RF53B	2643693 R1	1.91	14.0	Std. Wall XLPE Primary Cable	YELLOW 2	3750.0	-	C	8000

Name	Terminal Part Number	V-Min	Name	Wire Part Number	Wire CSA	Wire Spec	Wire Material description	Wire Color Description	Wire Length	End2 Terminal Part Number	End2 Pin Name	End2 Connector
4	-	-	MW53B	2643693 R1	1.91	14.0	Std. Wall XLPE Primary Cable	YELLOW 2	3750.0	-	C	8000
4	-	-	MC53B	2643693 R1	1.91	14.0	Std. Wall XLPE Primary Cable	YELLOW 2	3750.0	-	C	8000
4	-	-	MA53B	2643693 R1	1.91	14.0	Std. Wall XLPE Primary Cable	YELLOW 2	4095.0	-	C	8000
4	-	-	MB53B	2643693 R1	1.91	14.0	Std. Wall XLPE Primary Cable	YELLOW 2	4095.0	-	C	8000
5	-	-	MA54B	2643688 R1	1.91	14.0	Std. Wall XLPE Primary Cable	BROWN	1925.0	-	X	-
5	-	-	MB54B	2643688 R1	1.91	14.0	Std. Wall XLPE Primary Cable	BROWN	1975.0	-	X	-
12	-	-	MG103C	3510302 R1	3.01	12.0	Thin Wall XLPE Primary Cable	LIGHT GREEN	470.0	-	-	-
12	-	-	HU103C	2643776 R1	4.81	10.0	Std. Wall XLPE Primary Cable	LIGHT GREEN	1280.0	-	1	P823

Name	Terminal Part Number	V-Min	Name	Wire Part Number	Wire CSA	Wire Spec	Wire Material description	Wire Color Description	Wire Length	End2 Terminal Part Number	End2 Pin Name	End2 Connector
13	-	-	MG103D	2643753 R1	3.01	12.0	Std. Wall XLPE Primary Cable	LIGHT GREEN	590.0	-	A	4069
13	-	-	HU103D	3510302 R1	3.01	12.0	Thin Wall XLPE Primary Cable	LIGHT GREEN	1280.0	-	4	P823
14	-	-	MA56B	3510318 R1	1.16	16.0	Thin Wall XLPE Primary Cable	ORANGE	2790.0	-	D	8001
14	-	-	MB56B	3510318 R1	1.16	16.0	Thin Wall XLPE Primary Cable	ORANGE	2810.0	-	D	8001
14	-	-	PP56B	3510318 R1	1.16	16.0	Thin Wall XLPE Primary Cable	ORANGE	2790.0	-	D	8001
15	-	-	MA57B	3510318 R1	1.16	16.0	Thin Wall XLPE Primary Cable	ORANGE	4095.0	-	D	8000
15	-	-	MB57B	3510318 R1	1.16	16.0	Thin Wall XLPE Primary Cable	ORANGE	4095.0	-	D	8000
15	-	-	RF57B	3510318 R1	1.16	16.0	Thin Wall XLPE Primary Cable	ORANGE	3750.0	-	D	8000

Name	Terminal Part Number	V-Min	Name	Wire Part Number	Wire CSA	Wire Spec	Wire Material description	Wire Color Description	Wire Length	End2 Terminal Part Number	End2 Pin Name	End2 Connect or
15	-	-	PP57B	3510318 R1	1.16	16.0	Thin Wall XLPE Primary Cable	ORANGE	3750.0	-	D	8000
17	-	-	HK87C	3510311 R1	0.79	18.0	Thin Wall XLPE Primary Cable	GREY	980.0	-	A8	J3-1600
17	-	-	NX87C	3510311 R1	0.79	18.0	Thin Wall XLPE Primary Cable	GREY	3905.0	-	1	4022A
17	-	-	SC87C	3510311 R1	0.79	18.0	Thin Wall XLPE Primary Cable	GREY	1165.0	-	1	4022B
18	-	-	KA9BB	3510311 R1	0.79	18.0	Thin Wall XLPE Primary Cable	GREY	690.0	-	-	-
18	-	-	SC9BB	3510311 R1	0.79	18.0	Thin Wall XLPE Primary Cable	GREY	1165.0	-	2	4022B
18	-	-	NX9BB	3510311 R1	0.79	18.0	Thin Wall XLPE Primary Cable	GREY	3905.0	-	2	4022A
19	-	-	HJ87KA	3510311 R1	0.79	18.0	Thin Wall XLPE Primary Cable	GREY	2445.0	-	-	-

Name	Terminal Part Number	V-Min	Name	Wire Part Number	Wire CSA	Wire Spec	Wire Material description	Wire Color Description	Wire Length	End2 Terminal Part Number	End2 Pin Name	End2 Connector
19	-	-	NY87KA	2643680 R1	1.16	16.0	Std. Wall XLPE Primary Cable	GREY	3820.0	-	1	4021A
19	-	-	SA87KA	2643680 R1	1.16	16.0	Std. Wall XLPE Primary Cable	GREY	2400.0	-	1	4021B
20	-	-	NY87BA	2643673 R1	0.79	18.0	Std. Wall XLPE Primary Cable	GREY	3820.0	-	2	4021A
20	-	-	SA87BA	2643673 R1	0.79	18.0	Std. Wall XLPE Primary Cable	GREY	2400.0	-	2	4021B
20	-	-	HJ87BA	3510311 R1	0.79	18.0	Thin Wall XLPE Primary Cable	GREY	430.0	-	X	-
21	-	-	MR85E	2643680 R1	1.16	16.0	Std. Wall XLPE Primary Cable	GREY	1830.0	-	A	8301
22	-	-	SM64A	3510336 R1	1.16	16.0	Thin Wall XLPE Primary Cable	YELLOW 2	2550.0	-	1	8201A
22	-	-	YJ64A	3510336 R1	1.16	16.0	Thin Wall XLPE Primary Cable	YELLOW 2	640.0	-	F	J1-1603

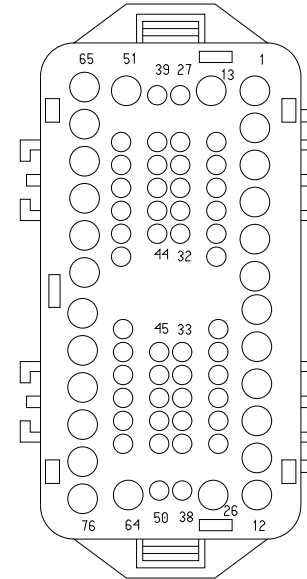
Name	Terminal Part Number	V-Min	Name	Wire Part Number	Wire CSA	Wire Spec	Wire Material description	Wire Color Description	Wire Length	End2 Terminal Part Number	End2 Pin Name	End2 Connector
22	-	-	MD64A	2643684 R1	1.16	16.0	Std. Wall XLPE Primary Cable	YELLOW 2	2400.0	-	A	8201
23	-	-	SM64B	3510336 R1	1.16	16.0	Thin Wall XLPE Primary Cable	YELLOW 2	3290.0	-	1	8200A
23	-	-	YJ64B	3510336 R1	1.16	16.0	Thin Wall XLPE Primary Cable	YELLOW 2	640.0	-	K	J1-1603
23	-	-	MD64B	3510336 R1	1.16	16.0	Thin Wall XLPE Primary Cable	YELLOW 2	3240.0	-	A	8200
27	-	-	ME94	2643673 R1	0.79	18.0	Std. Wall XLPE Primary Cable	GREY	1270.0	-	A	8500
28	-	-	ME94A	2643673 R1	0.79	18.0	Std. Wall XLPE Primary Cable	GREY	1170.0	-	B	8500
28	-	-	ML6A	2643673 R1	0.79	18.0	Std. Wall XLPE Primary Cable	GREY	1830.0	-	B	9830
28	-	-	NE94AA	3510313 R1	1.91	14.0	Thin Wall XLPE Primary Cable	GREY	1170.0	-	-	-

Name	Terminal Part Number	V-Min	Name	Wire Part Number	Wire CSA	Wire Spec	Wire Material description	Wire Color Description	Wire Length	End2 Terminal Part Number	End2 Pin Name	End2 Connector
28	-	-	ME94A	2643673 R1	0.79	18.0	Std. Wall XLPE Primary Cable	GREY	1170.0	-	-	-
29	-	-	ME94B	2643673 R1	0.79	18.0	Std. Wall XLPE Primary Cable	GREY	1270.0	-	C	8500
29	-	-	ML40	2643673 R1	0.79	18.0	Std. Wall XLPE Primary Cable	GREY	1830.0	-	C	9830
30	-	-	ME94C	2643673 R1	0.79	18.0	Std. Wall XLPE Primary Cable	GREY	1215.0	-	1	8502
31	-	-	ME94D	2643673 R1	0.79	18.0	Std. Wall XLPE Primary Cable	GREY	1215.0	-	2	8502
32	-	-	ME94E	2643673 R1	0.79	18.0	Std. Wall XLPE Primary Cable	GREY	4205.0	-	1	8503A
33	-	-	ME94F	2643673 R1	0.79	18.0	Std. Wall XLPE Primary Cable	GREY	4205.0	-	2	8503A
34	-	-	ME94H	2643673 R1	0.79	18.0	Std. Wall XLPE Primary Cable	GREY	4680.0	-	A	8501

Name	Terminal Part Number	V-Min	Name	Wire Part Number	Wire CSA	Wire Spec	Wire Material description	Wire Color Description	Wire Length	End2 Terminal Part Number	End2 Pin Name	End2 Connector
35	-	-	ME94J	2643673 R1	0.79	18.0	Std. Wall XLPE Primary Cable	GREY	4580.0	-	B	8501
35	-	-	NE94AJ	3510313 R1	1.91	14.0	Thin Wall XLPE Primary Cable	GREY	4580.0	-	-	-
35	-	-	ME94J	2643673 R1	0.79	18.0	Std. Wall XLPE Primary Cable	GREY	4580.0	-	-	-
36	-	-	ME94K	2643673 R1	0.79	18.0	Std. Wall XLPE Primary Cable	GREY	4680.0	-	C	8501
61	-	-	WIRE728 830	-	0.0	-	-	-	0.0	-	B	1657M
62	-	-	WIRE728 829	-	0.0	-	-	-	0.0	-	A	1657M

Connector Name 1700
Part Number 3595625C1
Instances

- B6.7 - Antilock Brake System (ABS)-BENDIX 4 Channel Implemenation:Diagram1
- B6.7 - Auxiliary Power (40A) HSD:Diagram1
- B6.7 - CAN Layout:Powertrain Standard J1939 (500Kbps)
- B6.7 - City Horn (W/ 4PIN CLK & P. Brake):Diagram1-Combination1
- B6.7 - City Horn (W/ 4PIN CLK & P. Brake):Diagram1-Combination2
- B6.7 - City Horn (W/ 4PIN CLK):Diagram1-Combination1
- B6.7 - City Horn (W/ 4PIN CLK):Diagram1-Combination2
- B6.7 - Directional Signal (Turn) W/ Single Tail Board W/Hazard SW:Diagram1
- B6.7 - Front Fog Lights W CONNECTOR:Diagram1
- B6.7 - Headlights W 10PIN CLK W/LOWW W/O Interrupt:Diagram1-Combination1
- B6.7 - Headlights W 10PIN CLK W/LOWW W/O Interrupt:Diagram1-Combination2
- B6.7 - Headlights W/O Lights ON with wipers (LOWW) W/ Headlights Interrupt:Diagram1-Combination1
- B6.7 - Headlights W/O Lights ON with wipers (LOWW) W/ Headlights Interrupt:Diagram1-Combination2
- B6.7 - Headlights W/O Lights ON With Wipers (LOWW) W/O Headlights Interrupt:Diagram1-Combination1
- B6.7 - Headlights W/O Lights ON With Wipers (LOWW) W/O Headlights Interrupt:Diagram1-Combination2
- B6.7 - Windshield Washer Pump:Diagram1-Combination1
- B6.7 - Windshield Washer Pump:Diagram1-Combination2
- B6.7 - Windshield Washer Pump & Low Fluid Sensor:Diagram1-Combination1
- B6.7 - Windshield Washer Pump & Low Fluid Sensor:Diagram1-Combination2
- Compressed Air Supply (Aux Gauge):Diagram1
- Ground Splice Packs:Diagram1
- L9 - Antilock Brake System (ABS) - BENDIX 4 Channel Implemenation:Diagram1
- L9 - Auxiliary Power (40A) HSD:Diagram1
- L9 - CAN Layout:Euro 5 Powertrain Standard J1939 (250Kbps)
- L9 - City Horn (W/ 4PIN CLK & P. Brake):Diagram1-Combination1
- L9 - City Horn (W/ 4PIN CLK & P. Brake):Diagram1-Combination2



L9 - City Horn (W/ 4PIN CLK):Diagram1-Combination1
L9 - City Horn (W/ 4PIN CLK):Diagram1-Combination2
L9 - City Horn (W/ 10PIN CLK & P. Brake):Diagram1
L9 - City Horn (W/ 10PIN CLK):Diagram1
L9 - Directional Signal (Turn) W/ LED BOX LAMPS:Diagram1
L9 - Directional Signal (Turn) W/ Single Tail Board W/Hazard SW:Diagram1
L9 - Fog Lights (LED White TOP MTG):Diagram1
L9 - Front Fog Lamps:Diagram1
L9 - Front Fog Lights W CONNECTOR:Diagram1
L9 - Front Marker Lights:Diagram1
L9 - Headlights W 10PIN CLK W/LOWW W/Interrupt:Diagram1-Combination1
L9 - Headlights W 10PIN CLK W/LOWW W/Interrupt:Diagram1-Combination2
L9 - Headlights W 10PIN CLK W/LOWW W/O Interrupt:Diagram1-Combination1
L9 - Headlights W 10PIN CLK W/LOWW W/O Interrupt:Diagram1-Combination2
L9 - Headlights W/O Lights ON With Wipers (LOWW) W/O Headlights Interrupt:Diagram1-Combination1
L9 - Headlights W/O Lights ON With Wipers (LOWW) W/O Headlights Interrupt:Diagram1-Combination2
L9 - Headlights W/O Lights ON with wipers (LOWW) W/ Headlights Interrupt:Diagram1-Combination1
L9 - Headlights W/O Lights ON with wipers (LOWW) W/ Headlights Interrupt:Diagram1-Combination2
L9 - Transmission Power Take Off (Lectrashift PTO with Manual Trans):Diagram1
L9 - Windshield Washer Pump:Diagram1-Combination1
L9 - Windshield Washer Pump:Diagram1-Combination2
L9 - Windshield Washer Pump & Low Fluid Sensor:Diagram1-Combination1
L9 - Windshield Washer Pump & Low Fluid Sensor:Diagram1-Combination2

Mates

1700

Name	Terminal Part Number	V-Min	Name	Wire Part Number	Wire CSA	Wire Spec	Wire Material description	Wire Color Description	Wire Length	End2 Terminal Part Number	End2 Pin Name	End2 Connector
1	-	-	YF52A	3510337 R1	1.91	14.0	Thin Wall XLPE Primary Cable	YELLOW 2	640.0	-	H	J1-1603
2	-	-	YF53A	3510337 R1	1.91	14.0	Thin Wall XLPE Primary Cable	YELLOW 2	675.0	-	B	J2-1604
3	-	-	YF52B	3510337 R1	1.91	14.0	Thin Wall XLPE Primary Cable	YELLOW 2	640.0	-	L	J1-1603
4	-	-	YF53B	3510337 R1	1.91	14.0	Thin Wall XLPE Primary Cable	YELLOW 2	675.0	-	H	J2-1604
5	-	-	YP54B	3510305 R1	0.79	18.0	Thin Wall XLPE Primary Cable	BROWN	1080.0	-	-	-
5	-	-	YS54B	3510305 R1	0.79	18.0	Thin Wall XLPE Primary Cable	BROWN	1080.0	-	-	-
12	-	-	HW14LP	2643698 R1	4.81	10.0	Std. Wall XLPE Primary Cable	RED	1310.0	-	1	1873
12	-	-	HU103C	2643776 R1	4.81	10.0	Std. Wall XLPE Primary Cable	LIGHT GREEN	1280.0	-	1	1873B

Name	Terminal Part Number	V-Min	Name	Wire Part Number	Wire CSA	Wire Spec	Wire Material description	Wire Color Description	Wire Length	End2 Terminal Part Number	End2 Pin Name	End2 Connector
12	-	-	MH103C	3510302 R1	3.01	12.0	Thin Wall XLPE Primary Cable	LIGHT GREEN	470.0	-	-	-
13	-	-	HU103D	3510302 R1	3.01	12.0	Thin Wall XLPE Primary Cable	LIGHT GREEN	1280.0	-	4	1873B
13	-	-	MH103D	2643753 R1	3.01	12.0	Std. Wall XLPE Primary Cable	LIGHT GREEN	590.0	-	A	4069
14	-	-	XZ56B	3510318 R1	1.16	16.0	Thin Wall XLPE Primary Cable	ORANGE	300.0	-	X	-
14	-	-	YM56	3510318 R1	1.16	16.0	Thin Wall XLPE Primary Cable	ORANGE	675.0	-	C	J2-1604
14	-	-	YY56B	3510318 R1	1.16	16.0	Thin Wall XLPE Primary Cable	ORANGE	300.0	-	X	-
14	-	-	YT56B	3510318 R1	1.16	16.0	Thin Wall XLPE Primary Cable	ORANGE	675.0	-	C	J2-1604
14	-	-	YN56B	3510318 R1	1.16	16.0	Thin Wall XLPE Primary Cable	ORANGE	300.0	-	X	-

Name	Terminal Part Number	V-Min	Name	Wire Part Number	Wire CSA	Wire Spec	Wire Material description	Wire Color Description	Wire Length	End2 Terminal Part Number	End2 Pin Name	End2 Connect or
14	-	-	YT56B	3510318 R1	1.16	16.0	Thin Wall XLPE Primary Cable	ORANGE	675.0	-	K	J2-1604
14	-	-	YM56	3510318 R1	1.16	16.0	Thin Wall XLPE Primary Cable	ORANGE	675.0	-	K	J2-1604
15	-	-	YT57B	3510318 R1	1.16	16.0	Thin Wall XLPE Primary Cable	ORANGE	675.0	-	K	J2-1604
15	-	-	YR57	3510318 R1	1.16	16.0	Thin Wall XLPE Primary Cable	ORANGE	675.0	-	K	J2-1604
15	-	-	YQ57B	3510318 R1	1.16	16.0	Thin Wall XLPE Primary Cable	ORANGE	305.0	-	X	-
15	-	-	XV57B	3510318 R1	1.16	16.0	Thin Wall XLPE Primary Cable	ORANGE	305.0	-	X	-
15	-	-	YY57B	3510318 R1	1.16	16.0	Thin Wall XLPE Primary Cable	ORANGE	305.0	-	X	-
15	-	-	YH57B	3510318 R1	1.16	16.0	Thin Wall XLPE Primary Cable	ORANGE	305.0	-	X	-

Name	Terminal Part Number	V-Min	Name	Wire Part Number	Wire CSA	Wire Spec	Wire Material description	Wire Color Description	Wire Length	End2 Terminal Part Number	End2 Pin Name	End2 Connector
15	-	-	XZ57B	3510318 R1	1.16	16.0	Thin Wall XLPE Primary Cable	ORANGE	305.0	-	X	-
15	-	-	YK57B	3510318 R1	1.16	16.0	Thin Wall XLPE Primary Cable	ORANGE	305.0	-	X	-
15	-	-	YT57B	3510318 R1	1.16	16.0	Thin Wall XLPE Primary Cable	ORANGE	675.0	-	C	J2-1604
15	-	-	YR57	3510318 R1	1.16	16.0	Thin Wall XLPE Primary Cable	ORANGE	675.0	-	C	J2-1604
17	-	-	SC87C	3510311 R1	0.79	18.0	Thin Wall XLPE Primary Cable	GREY	1165.0	-	1	4022B
17	-	-	NX87C	3510311 R1	0.79	18.0	Thin Wall XLPE Primary Cable	GREY	3905.0	-	1	4022A
17	-	-	HK87C	3510311 R1	0.79	18.0	Thin Wall XLPE Primary Cable	GREY	980.0	-	A8	J3-1600
18	-	-	NX9BB	3510311 R1	0.79	18.0	Thin Wall XLPE Primary Cable	GREY	3905.0	-	2	4022A

Name	Terminal Part Number	V-Min	Name	Wire Part Number	Wire CSA	Wire Spec	Wire Material description	Wire Color Description	Wire Length	End2 Terminal Part Number	End2 Pin Name	End2 Connector
18	-	-	KA9BB	3510311 R1	0.79	18.0	Thin Wall XLPE Primary Cable	GREY	690.0	-	X	-
19	-	-	SB87KA	2643680 R1	1.16	16.0	Std. Wall XLPE Primary Cable	GREY	1165.0	-	1	4021B
19	-	-	NY87KA	2643680 R1	1.16	16.0	Std. Wall XLPE Primary Cable	GREY	3820.0	-	1	4021A
19	-	-	HJ87KA	3510311 R1	0.79	18.0	Thin Wall XLPE Primary Cable	GREY	2445.0	-	-	-
20	-	-	HJ87BA	3510311 R1	0.79	18.0	Thin Wall XLPE Primary Cable	GREY	430.0	-	X	-
20	-	-	NY87BA	2643673 R1	0.79	18.0	Std. Wall XLPE Primary Cable	GREY	3820.0	-	2	4021A
20	-	-	SB87BA	2643673 R1	0.79	18.0	Std. Wall XLPE Primary Cable	GREY	1165.0	-	2	4021B
21	-	-	AA85	3510312 R1	1.16	16.0	Thin Wall XLPE Primary Cable	GREY	640.0	-	E	J1-1603

Name	Terminal Part Number	V-Min	Name	Wire Part Number	Wire CSA	Wire Spec	Wire Material description	Wire Color Description	Wire Length	End2 Terminal Part Number	End2 Pin Name	End2 Connector
22	-	-	YJ64A	3510336 R1	1.16	16.0	Thin Wall XLPE Primary Cable	YELLOW 2	640.0	-	F	J1-1603
22	-	-	MD64A	2643684 R1	1.16	16.0	Std. Wall XLPE Primary Cable	YELLOW 2	2400.0	-	A	8201
23	-	-	YJ64B	3510336 R1	1.16	16.0	Thin Wall XLPE Primary Cable	YELLOW 2	640.0	-	K	J1-1603
23	-	-	RD64B	2643684 R1	1.16	16.0	Std. Wall XLPE Primary Cable	YELLOW 2	3140.0	-	A	8200
27	-	-	XA94	3510312 R1	1.16	16.0	Thin Wall XLPE Primary Cable	GREY	2500.0	-	2	1401
28	-	-	XA94A	3510312 R1	1.16	16.0	Thin Wall XLPE Primary Cable	GREY	2500.0	-	3	1401
28	-	-	NL6A	2643673 R1	0.79	18.0	Std. Wall XLPE Primary Cable	GREY	1000.0	-	E8	J5-1602
28	-	-	XE94AA	2643782 R1	1.91	14.0	Std. Wall XLPE Primary Cable	GREY	335.0	-	X	-

Name	Terminal Part Number	V-Min	Name	Wire Part Number	Wire CSA	Wire Spec	Wire Material description	Wire Color Description	Wire Length	End2 Terminal Part Number	End2 Pin Name	End2 Connector
29	-	-	XA94B	3510312 R1	1.16	16.0	Thin Wall XLPE Primary Cable	GREY	2500.0	-	1	1401
29	-	-	NL40	2643673 R1	0.79	18.0	Std. Wall XLPE Primary Cable	GREY	980.0	-	B2	J3-1600
30	-	-	XA94C	3510312 R1	1.16	16.0	Thin Wall XLPE Primary Cable	GREY	2500.0	-	5	1401
31	-	-	XA94D	3510312 R1	1.16	16.0	Thin Wall XLPE Primary Cable	GREY	2500.0	-	8	1401
32	-	-	XA94E	3510312 R1	1.16	16.0	Thin Wall XLPE Primary Cable	GREY	2500.0	-	11	1401
33	-	-	XA94F	3510312 R1	1.16	16.0	Thin Wall XLPE Primary Cable	GREY	2500.0	-	14	1401
34	-	-	XA94H	3510312 R1	1.16	16.0	Thin Wall XLPE Primary Cable	GREY	2500.0	-	7	1401
35	-	-	XA94J	3510312 R1	1.16	16.0	Thin Wall XLPE Primary Cable	GREY	2500.0	-	6	1401

Name	Terminal Part Number	V-Min	Name	Wire Part Number	Wire CSA	Wire Spec	Wire Material description	Wire Color Description	Wire Length	End2 Terminal Part Number	End2 Pin Name	End2 Connector
35	-	-	XE94AJ	2643782 R1	1.91	14.0	Std. Wall XLPE Primary Cable	GREY	335.0	-	X	-
36	-	-	XA94K	3510312 R1	1.16	16.0	Thin Wall XLPE Primary Cable	GREY	2500.0	-	4	1401
61	-	-	WIRE735 143	-	0.0	-	-	-	0.0	-	PIN1	-
62	-	-	WIRE735 142	-	0.0	-	-	-	0.0	-	PIN1	-

Connector Name

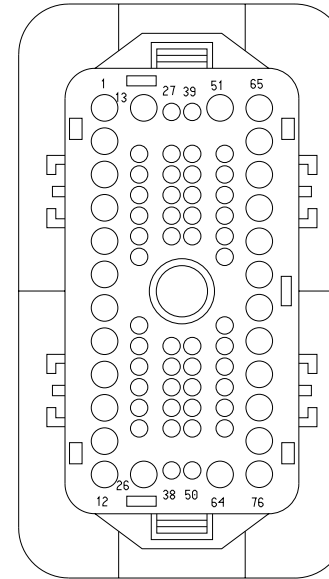
1701F

Part Number

3595622C1

Instances

- B6.7 - 26" Fuel Tank:Diagram1-Combination1
- B6.7 - 26" Fuel Tank - Secondary:Diagram1-Combination1
- B6.7 - 26" Fuel Tank - Secondary:Diagram1-Combination2
- B6.7 - Antilock Brake System (ABS)-BENDIX 4 Channel Implemenation:Diagram1
- B6.7 - Auxiliary Air Solenoids (1 Normally Closed):Diagram1
- B6.7 - Auxillary Air Solenoids Normally Open:Diagram 1
- B6.7 - Back-Up Alarm (Automatic) W/ Tailboard:Diagram1
- B6.7 - Back-Up Alarm (Automatic) W/O Tailboard:Diagram1
- B6.7 - Back-Up Alarm (Manual) W/ Tailboard:Diagram1
- B6.7 - Back-Up Alarm (Manual) W/O Tailboard:Diagram1
- B6.7 - Backup Light(Single Reverse Light) Allison 3K/4K:Diagram1-Combination1
- B6.7 - Backup Light(Single Reverse Light) Allison 3K/4K:Diagram1-Combination2
- B6.7 - CAN Layout:Body Standard J1939 (250Kbps)
- B6.7 - Center Chassis Ground Splice Packs - 8809/8807/8805/8802:Diagram1
- B6.7 - Directional Signal (Turn) W/ Single Tail Board W/Hazard SW:Diagram1
- B6.7 - Drain Valve Heater:Diagram1-Combination1
- B6.7 - Drain Valve Heater:Diagram1-Combination4
- B6.7 - Driver Controlled Locking Differential - RR Axle (Dana w/ one sw):Diagram1
- B6.7 - Driver Controlled Locking Differential - RR Axle (Meritor w/ one sw):Diagram1
- B6.7 - License Plate Light (Tail Light Single Assy.) W/Less Power Module:Diagram1
- B6.7 - Rear Lights Stop - Single Assembly:Diagram1
- B6.7 - Rear Suspension Pressure Monitoring (Virtual Gauge):Diagram1-Combination1
- B6.7 - Rear Suspension Pressure Monitoring (Virtual Gauge):Diagram1-Combination2
- B6.7 - RIGHTSIDE AIR DRYER:Diagram1-Combination2
- B6.7 - Traction Control Bendix:Diagram1-Combination1
- B6.7 - Traction Control Bendix:Diagram1-Combination2
- B6.7 - WORK LIGHT 1 BULB:Diagram1-Combination1
- B6.7 - WORK LIGHT 1 BULB:Diagram1-Combination2
- B6.7 - WORK LIGHT W BackUP 1 BULB:Diagram1-Combination1



B6.7 - WORK LIGHT W BackUP 1 BULB:Diagram1-Combination2
B6.7 - WORK LIGHT W BackUP 1 BULB Option 2:Diagram1-Combination1
B6.7 - WORK LIGHT W BackUP 1 BULB Option 2:Diagram1-Combination2
B6.7 - WORK LIGHT W RKE 1 BULB:Diagram1-Combination1
B6.7 - WORK LIGHT W RKE 1 BULB:Diagram1-Combination2
Fuel Heater (Vehicle Powered)(Racor):Diagram1-Combination1
Fuel Heater (Vehicle Powered)(Racor):Diagram1-Combination2
Fuel Heater (Vehicle Powered)(Racor):Diagram1-Combination3
Fuel Heater (Vehicle Powered)(Racor):Diagram1-Combination4
Ground Splice Packs:Diagram1
L9 - 26" Fuel Tank:Diagram1-Combination1
L9 - 26" Fuel Tank - Secondary:Diagram1-Combination1
L9 - 26" Fuel Tank - Secondary:Diagram1-Combination2
L9 - Antilock Brake System (ABS) - BENDIX 4 Channel Implemenation:Diagram1
L9 - Auxiliary Air Solenoids (1 Normally Closed):Diagram1
L9 - Auxiliary Air Solenoids (2 Normally Closed):Diagram1-Combination1
L9 - Auxiliary Air Solenoids (2 Normally Closed):Diagram1-Combination2
L9 - Auxiliary Air Solenoids (2 Normally Closed):Diagram1-Combination3
L9 - Auxiliary Air Solenoids (3 Normally Closed):Diagram1
L9 - Axle Temperature Monitoring (Single Rear Aux Gauge):Diagram1
L9 - Axle Temperature Monitoring (Single Rear Virtual Gauge):Diagram1
L9 - Axle Temperature Monitoring (Tandem Rear Aux Gauge):Diagram1
L9 - Axle Temperature Monitoring (Tandem Rear Virtual Gauge):Diagram1
L9 - Back-Up Alarm (Automatic) W/ Tailboard:Diagram1
L9 - Back-Up Alarm (Automatic) W/O Tailboard:Diagram1
L9 - Back-Up Alarm (Manual) W/ Tailboard:Diagram1-Combination1
L9 - Back-Up Alarm (Manual) W/O Tailboard:Diagram1-Combination1
L9 - Backup Light (Single Reverse Light) Allison 3K/4K 07:Diagram1-Combination1
L9 - Backup Light (Single Reverse Light) Allison 3K/4K 07:Diagram1-Combination2

L9 - Backup Lights (Single Reverse Lights) Eaton/Manual
Trans:Diagram1-Combination1
L9 - Body Builder Lighting - Combined Turn and Stop Lamps
(Automatic):Diagram1-Combination1
L9 - Body Builder Lighting - Combined Turn and Stop Lamps
(Automatic):Diagram1-Combination2
L9 - Body Builder Lighting - Combined Turn and Stop Lamps
(Manual) Option2:Diagram1-Combination1
L9 - Body Builder Lighting - Combined Turn and Stop Lamps
(Manual) Option2:Diagram1-Combination2
L9 - Body Builder Lighting - Separate Turn and Stop Lamps
(Blunt Cut):Diagram1
L9 - CAN Layout:Body Standard J1939 (250Kbps)
L9 - Center Chassis Ground Splice Packs -
8802/8805/8807/8809:Diagram1
L9 - Directional Signal (Turn) W/ LED BOX LAMPS:Diagram1
L9 - Directional Signal (Turn) W/ Single Tail Board W/Hazard
SW:Diagram1
L9 - Drain Valve Heater:Diagram1-Combination1
L9 - Drain Valve Heater:Diagram1-Combination2
L9 - Drain Valve Heater:Diagram1-Combination3
L9 - Drain Valve Heater:Diagram1-Combination4
L9 - Driver Controlled Locking Differential - RR Axle (Meritor w/
one sw):Diagram1
L9 - License Plate Light (LED BOX LAMP Tail Light):Diagram1
L9 - License Plate Light (Tail Light Single Assy):Diagram1
L9 - License Plate Light (Tail Light Single Assy)
Option2:Diagram1
L9 - License Plate Light (Tail Light Single Assy)
Option3:Diagram1
L9 - License Plate Light (Tail Light Single Assy) W/Less Power
Module:Diagram1
L9 - Power Lift Gate:Diagram1
L9 - Rear Light (Tail Light):Diagram1
L9 - Rear Lights Stop - Single Assembly:Diagram1
L9 - Rear Suspension Pressure Monitoring (Auxiliary
Gauge):Diagram1-Combination1
L9 - Rear Suspension Pressure Monitoring (Auxiliary
Gauge):Diagram1-Combination2
L9 - Rear Suspension Pressure Monitoring (Virtual
Gauge):Diagram1-Combination1
L9 - Rear Suspension Pressure Monitoring (Virtual
Gauge):Diagram1-Combination2
L9 - Remote Start/Stop:Diagram1

L9 - Remote Start/Stop w/ Emergency Pump:Diagram1
 L9 - RIGHTSIDE AIR DRYER:Diagram1-Combination1
 L9 - RIGHTSIDE AIR DRYER:Diagram1-Combination2
 L9 - RIGHTSIDE AIR DRYER:Diagram1-Combination3
 L9 - RIGHTSIDE AIR DRYER:Diagram1-Combination4
 L9 - RIGHTSIDE AIR DRYER:Diagram1-Combination5
 L9 - RIGHTSIDE AIR DRYER:Diagram1-Combination6
 L9 - RIGHTSIDE AIR DRYER:Diagram1-Combination7
 L9 - TEM _Electric Trailer Brake Controller Activated Stop
 LT:Diagram1
 L9 - Traction Control Bendix:Diagram1
 L9 - Trailer Interface (Lighting) – BLUNT CUT (Part of Electric
 Trailer Brakes):Diagram1
 L9 - WORK LIGHT 1 BULB:Diagram1-Combination1
 L9 - WORK LIGHT 1 BULB:Diagram1-Combination2
 L9 - WORK LIGHT W BackUP 1 BULB:Diagram1-Combination1
 L9 - WORK LIGHT W BackUP 1 BULB:Diagram1-Combination2
 L9 - WORK LIGHT W BackUP 1 BULB Option2:Diagram1-
 Combination1
 L9 - WORK LIGHT W BackUP 1 BULB Option2:Diagram1-
 Combination2
 L9 - WORK LIGHT W RKE 1 BULB:Diagram1-Combination1
 L9 - WORK LIGHT W RKE 1 BULB:Diagram1-Combination2
 L9 - Work Lights LED W/ Sw Pack - Day Cab:Diagram1-
 Combination1
 L9 - Work Lights LED W/ Sw Pack - Day Cab:Diagram1-
 Combination2

Mates

1701

Name	Terminal Part Number	V-Min	Name	Wire Part Number	Wire CSA	Wire Spec	Wire Material description	Wire Color Description	Wire Length	End2 Terminal Part Number	End2 Pin Name	End2 Connector
1	-	-	SL71A	2643690 R1	1.91	14.0	Std. Wall XLPE Primary Cable	ORANGE	4480.0	-	1	9800
1	-	-	RK71A	2643690 R1	1.91	14.0	Std. Wall XLPE Primary Cable	ORANGE	4580.0	-	1	9800

Name	Terminal Part Number	V-Min	Name	Wire Part Number	Wire CSA	Wire Spec	Wire Material description	Wire Color Description	Wire Length	End2 Terminal Part Number	End2 Pin Name	End2 Connector
1	-	-	ZC71BA	3510318 R1	1.16	16.0	Thin Wall XLPE Primary Cable	ORANGE	2410.0	-	R2 - 87	1012
1	-	-	ZG71BA	3510318 R1	1.16	16.0	Thin Wall XLPE Primary Cable	ORANGE	630.0	-	X	-
1	-	-	ZK71BA	3510318 R1	1.16	16.0	Thin Wall XLPE Primary Cable	ORANGE	175.0	-	X	-
1	-	-	ZC71BK	3510318 R1	1.16	16.0	Thin Wall XLPE Primary Cable	ORANGE	805.0	-	-	-
2	-	-	RK56	2643690 R1	1.91	14.0	Std. Wall XLPE Primary Cable	ORANGE	4580.0	-	2	9800
2	-	-	SL56	2643690 R1	1.91	14.0	Std. Wall XLPE Primary Cable	ORANGE	4480.0	-	2	9800
3	-	-	RK57	2643690 R1	1.91	14.0	Std. Wall XLPE Primary Cable	ORANGE	4580.0	-	3	9800
3	-	-	SL57	2643690 R1	1.91	14.0	Std. Wall XLPE Primary Cable	ORANGE	4480.0	-	3	9800

Name	Terminal Part Number	V-Min	Name	Wire Part Number	Wire CSA	Wire Spec	Wire Material description	Wire Color Description	Wire Length	End2 Terminal Part Number	End2 Pin Name	End2 Connector
4	-	-	SL68	2643688 R1	1.91	14.0	Std. Wall XLPE Primary Cable	BROWN	4480.0	-	4	9800
4	-	-	RK68	2643688 R1	1.91	14.0	Std. Wall XLPE Primary Cable	BROWN	4580.0	-	4	9800
5	-	-	NC56T	2643802 R1	4.81	10.0	Std. Wall XLPE Primary Cable	YELLOW 2	4630.0	-	B	9716
5	-	-	NE56T	2643802 R1	4.81	10.0	Std. Wall XLPE Primary Cable	YELLOW 2	2270.0	-	X	-
6	-	-	NE57T	2643776 R1	4.81	10.0	Std. Wall XLPE Primary Cable	LIGHT GREEN	2330.0	-	X	-
6	-	-	NC57T	2643776 R1	4.81	10.0	Std. Wall XLPE Primary Cable	LIGHT GREEN	4630.0	-	C	9716
7	-	-	NE54T	2643779 R1	4.81	10.0	Std. Wall XLPE Primary Cable	BROWN	2205.0	-	X	-
7	-	-	NC54T	2643779 R1	4.81	10.0	Std. Wall XLPE Primary Cable	BROWN	4630.0	-	A	9716

Name	Terminal Part Number	V-Min	Name	Wire Part Number	Wire CSA	Wire Spec	Wire Material description	Wire Color Description	Wire Length	End2 Terminal Part Number	End2 Pin Name	End2 Connector
8	-	-	NC68T	2643779 R1	4.81	10.0	Std. Wall XLPE Primary Cable	BROWN	4655.0	-	B	9715
8	-	-	NE68T	2643779 R1	4.81	10.0	Std. Wall XLPE Primary Cable	BROWN	2155.0	-	X	-
9	-	-	NE70T	2643698 R1	4.81	10.0	Std. Wall XLPE Primary Cable	RED	2105.0	-	X	-
9	-	-	NC70T	2643698 R1	4.81	10.0	Std. Wall XLPE Primary Cable	RED	4555.0	-	A	9715
10	-	-	NC94T	2643784 R1	4.81	10.0	Std. Wall XLPE Primary Cable	GREY	4555.0	-	C	9715
10	-	-	NE94T	2643784 R1	4.81	10.0	Std. Wall XLPE Primary Cable	GREY	2105.0	-	X	-
12	-	-	ND56BB	2643684 R1	1.16	16.0	Std. Wall XLPE Primary Cable	YELLOW 2	2835.0	-	B	4450M
12	-	-	PV56BB	2643684 R1	1.16	16.0	Std. Wall XLPE Primary Cable	YELLOW 2	4630.0	-	B	4450AM

Name	Terminal Part Number	V-Min	Name	Wire Part Number	Wire CSA	Wire Spec	Wire Material description	Wire Color Description	Wire Length	End2 Terminal Part Number	End2 Pin Name	End2 Connector
13	-	-	SL9	2643680 R1	1.16	16.0	Std. Wall XLPE Primary Cable	GREY	2130.0	-	A	8802
13	-	-	SL9	2643680 R1	1.16	16.0	Std. Wall XLPE Primary Cable	GREY	2130.0	-	-	-
14	-	-	PR94BM	3510312 R1	1.16	16.0	Thin Wall XLPE Primary Cable	GREY	4480.0	-	24	9800
15	-	-	PR94BN	3510312 R1	1.16	16.0	Thin Wall XLPE Primary Cable	GREY	4480.0	-	23	9800
16	-	-	MD94BE	2643680 R1	1.16	16.0	Std. Wall XLPE Primary Cable	GREY	4580.0	-	13	9800
17	-	-	MD94BD	2643680 R1	1.16	16.0	Std. Wall XLPE Primary Cable	GREY	4580.0	-	14	9800
18	-	-	MD94BH	3510312 R1	1.16	16.0	Thin Wall XLPE Primary Cable	GREY	4580.0	-	15	9800
19	-	-	MD94BF	3510312 R1	1.16	16.0	Thin Wall XLPE Primary Cable	GREY	4580.0	-	16	9800

Name	Terminal Part Number	V-Min	Name	Wire Part Number	Wire CSA	Wire Spec	Wire Material description	Wire Color Description	Wire Length	End2 Terminal Part Number	End2 Pin Name	End2 Connector
20	-	-	MD94BL	3510312 R1	1.16	16.0	Thin Wall XLPE Primary Cable	GREY	4580.0	-	22	9800
21	-	-	MD94BJ	3510312 R1	1.16	16.0	Thin Wall XLPE Primary Cable	GREY	4580.0	-	20	9800
22	-	-	MD94BK	3510312 R1	1.16	16.0	Thin Wall XLPE Primary Cable	GREY	4580.0	-	21	9800
23	-	-	MD94BA	2643680 R1	1.16	16.0	Std. Wall XLPE Primary Cable	GREY	4580.0	-	17	9800
24	-	-	MD94BB	3510312 R1	1.16	16.0	Thin Wall XLPE Primary Cable	GREY	4580.0	-	18	9800
24	-	-	MR94-G7	2643782 R1	1.91	14.0	Std. Wall XLPE Primary Cable	GREY	4480.0	-	-	-
25	-	-	MD94BC	3510312 R1	1.16	16.0	Thin Wall XLPE Primary Cable	GREY	4580.0	-	19	9800
25	-	-	MR94-G6	2643782 R1	1.91	14.0	Std. Wall XLPE Primary Cable	GREY	4480.0	-	-	-

Name	Terminal Part Number	V-Min	Name	Wire Part Number	Wire CSA	Wire Spec	Wire Material description	Wire Color Description	Wire Length	End2 Terminal Part Number	End2 Pin Name	End2 Connector
25	-	-	MP10-GV	2643681 R1	1.16	16.0	Std. Wall XLPE Primary Cable	WHITE	3085.0	-	X	-
25	-	-	PL10-GV	2643681 R1	1.16	16.0	Std. Wall XLPE Primary Cable	WHITE	3035.0	-	X	-
27	-	-	SP36A	2643676 R1	0.79	18.0	Std. Wall XLPE Primary Cable	TAN	4305.0	-	A	9101
29	-	-	RE36B	2643676 R1	0.79	18.0	Std. Wall XLPE Primary Cable	TAN	3030.0	-	A	9100
29	-	-	RG36B	2643676 R1	0.79	18.0	Std. Wall XLPE Primary Cable	TAN	3130.0	-	A	9103
29	-	-	DC36B	2643676 R1	0.79	18.0	Std. Wall XLPE Primary Cable	TAN	4535.0	-	A	9100A
31	-	-	TA39B	2643680 R1	1.16	16.0	Std. Wall XLPE Primary Cable	GREY	4480.0	-	A	9900D
31	-	-	PF39B	2643673 R1	0.79	18.0	Std. Wall XLPE Primary Cable	GREY	3855.0	-	A	9900C

Name	Terminal Part Number	V-Min	Name	Wire Part Number	Wire CSA	Wire Spec	Wire Material description	Wire Color Description	Wire Length	End2 Terminal Part Number	End2 Pin Name	End2 Connector
31	-	-	NH39B	3510312 R1	1.16	16.0	Thin Wall XLPE Primary Cable	GREY	3360.0	-	A	9900A
31	-	-	UB39B	3510312 R1	1.16	16.0	Thin Wall XLPE Primary Cable	GREY	200.0	-	1	9300
32	-	-	NG59B	2643673 R1	0.79	18.0	Std. Wall XLPE Primary Cable	GREY	2605.0	-	B	9736
32	-	-	NG59B	2643673 R1	0.79	18.0	Std. Wall XLPE Primary Cable	GREY	2380.0	-	B	9736
33	-	-	NG59C	2643673 R1	0.79	18.0	Std. Wall XLPE Primary Cable	GREY	2380.0	-	C	9736
33	-	-	NG59C	2643673 R1	0.79	18.0	Std. Wall XLPE Primary Cable	GREY	2605.0	-	C	9736
34	-	-	NG59D	2643673 R1	0.79	18.0	Std. Wall XLPE Primary Cable	GREY	2605.0	-	D	9736
34	-	-	NG59D	2643673 R1	0.79	18.0	Std. Wall XLPE Primary Cable	GREY	2380.0	-	D	9736

Name	Terminal Part Number	V-Min	Name	Wire Part Number	Wire CSA	Wire Spec	Wire Material description	Wire Color Description	Wire Length	End2 Terminal Part Number	End2 Pin Name	End2 Connector
35	-	-	NG59E	2643673 R1	0.79	18.0	Std. Wall XLPE Primary Cable	GREY	2380.0	-	E	9736
35	-	-	NG59E	2643673 R1	0.79	18.0	Std. Wall XLPE Primary Cable	GREY	2605.0	-	E	9736
36	-	-	NX59G	2643673 R1	0.79	18.0	Std. Wall XLPE Primary Cable	GREY	4485.0	-	B	9740D
36	-	-	NU59G	2643673 R1	0.79	18.0	Std. Wall XLPE Primary Cable	GREY	5580.0	-	B	9740
36	-	-	NZ59G	2643673 R1	0.79	18.0	Std. Wall XLPE Primary Cable	GREY	6080.0	-	B	9740C
37	-	-	NU59H	2643673 R1	0.79	18.0	Std. Wall XLPE Primary Cable	GREY	5580.0	-	C	9740
37	-	-	NZ59H	2643673 R1	0.79	18.0	Std. Wall XLPE Primary Cable	GREY	6080.0	-	C	9740C
37	-	-	NX59H	2643673 R1	0.79	18.0	Std. Wall XLPE Primary Cable	GREY	4485.0	-	C	9740D

Name	Terminal Part Number	V-Min	Name	Wire Part Number	Wire CSA	Wire Spec	Wire Material description	Wire Color Description	Wire Length	End2 Terminal Part Number	End2 Pin Name	End2 Connector
38	-	-	NZ59J	2643673 R1	0.79	18.0	Std. Wall XLPE Primary Cable	GREY	6080.0	-	D	9740C
38	-	-	NU59J	2643673 R1	0.79	18.0	Std. Wall XLPE Primary Cable	GREY	5580.0	-	D	9740
38	-	-	NX59J	2643673 R1	0.79	18.0	Std. Wall XLPE Primary Cable	GREY	4485.0	-	D	9740D
39	-	-	NU59K	2643673 R1	0.79	18.0	Std. Wall XLPE Primary Cable	GREY	5580.0	-	E	9740
39	-	-	NZ59K	2643673 R1	0.79	18.0	Std. Wall XLPE Primary Cable	GREY	6080.0	-	E	9740C
39	-	-	NX59K	2643673 R1	0.79	18.0	Std. Wall XLPE Primary Cable	GREY	4485.0	-	E	9740D
40	-	-	PK39A	2643673 R1	0.79	18.0	Std. Wall XLPE Primary Cable	GREY	4470.0	-	A	9003A
40	-	-	PH39A	2643673 R1	0.79	18.0	Std. Wall XLPE Primary Cable	GREY	3760.0	-	A	9003

Name	Terminal Part Number	V-Min	Name	Wire Part Number	Wire CSA	Wire Spec	Wire Material description	Wire Color Description	Wire Length	End2 Terminal Part Number	End2 Pin Name	End2 Connector
40	-	-	NP39A	2643673 R1	0.79	18.0	Std. Wall XLPE Primary Cable	GREY	3435.0	-	A	9001
40	-	-	NN39A	2643673 R1	0.79	18.0	Std. Wall XLPE Primary Cable	GREY	4025.0	-	A	9002
40	-	-	TC39A	2643673 R1	0.79	18.0	Std. Wall XLPE Primary Cable	GREY	4605.0	-	-	-
40	-	-	PG39A	2643673 R1	0.79	18.0	Std. Wall XLPE Primary Cable	GREY	4060.0	-	-	-
40	-	-	NR39A	2643673 R1	0.79	18.0	Std. Wall XLPE Primary Cable	GREY	6955.0	-	-	-
40	-	-	NN39A	2643673 R1	0.79	18.0	Std. Wall XLPE Primary Cable	GREY	4025.0	-	-	-
42	-	-	ND56BC	2643684 R1	1.16	16.0	Std. Wall XLPE Primary Cable	YELLOW 2	2835.0	-	A	4460M
42	-	-	PV56BC	2643684 R1	1.16	16.0	Std. Wall XLPE Primary Cable	YELLOW 2	4605.0	-	A	4450AM

Name	Terminal Part Number	V-Min	Name	Wire Part Number	Wire CSA	Wire Spec	Wire Material description	Wire Color Description	Wire Length	End2 Terminal Part Number	End2 Pin Name	End2 Connector
42	-	-	PV56BC	2643684 R1	1.16	16.0	Std. Wall XLPE Primary Cable	YELLOW 2	4605.0	-	A	4460AM
43	-	-	MG32A	2643676 R1	0.79	18.0	Std. Wall XLPE Primary Cable	TAN	4580.0	-	5	9800
43	-	-	SW104CA	3510354 R1	1.16	16.0	Thin Wall XLPE Primary Cable	DARK BLUE	4580.0	-	B	9778
44	-	-	RH32	2643676 R1	0.79	18.0	Std. Wall XLPE Primary Cable	TAN	4580.0	-	6	9800
44	-	-	SW59CA	3510312 R1	1.16	16.0	Thin Wall XLPE Primary Cable	GREY	4680.0	-	A	9778
45	-	-	RL49A	3510311 R1	0.79	18.0	Thin Wall XLPE Primary Cable	GREY	4480.0	-	8	9800
46	-	-	NW59M	2643673 R1	0.79	18.0	Std. Wall XLPE Primary Cable	GREY	4985.0	-	B	9740E
47	-	-	NW59N	2643673 R1	0.79	18.0	Std. Wall XLPE Primary Cable	GREY	4985.0	-	C	9740E

Name	Terminal Part Number	V-Min	Name	Wire Part Number	Wire CSA	Wire Spec	Wire Material description	Wire Color Description	Wire Length	End2 Terminal Part Number	End2 Pin Name	End2 Connect or
48	-	-	NW59P	2643673 R1	0.79	18.0	Std. Wall XLPE Primary Cable	GREY	4985.0	-	D	9740E
49	-	-	NW59R	2643673 R1	0.79	18.0	Std. Wall XLPE Primary Cable	GREY	4985.0	-	E	9740E
52	-	-	WIRE722 726	-	0.0	-	-	-	0.0	-	4	4410F
52	-	-	WIRE722 724	-	0.0	-	-	-	0.0	-	4	4410H
52	-	-	WIRE722 725	-	0.0	-	-	-	0.0	-	4	4410D
52	-	-	WIRE740 266	-	0.0	-	-	-	0.0	-	3	4410H
52	-	-	WIRE740 267	-	0.0	-	-	-	0.0	-	3	4410D
52	-	-	WIRE740 269	-	0.0	-	-	-	0.0	-	3	4410F
53	-	-	WIRE722 723	-	0.0	-	-	-	0.0	-	3	4410F
53	-	-	WIRE722 721	-	0.0	-	-	-	0.0	-	3	4410H
53	-	-	WIRE722 722	-	0.0	-	-	-	0.0	-	3	4410D
53	-	-	WIRE740 265	-	0.0	-	-	-	0.0	-	4	4410H
53	-	-	WIRE740 268	-	0.0	-	-	-	0.0	-	4	4410D
53	-	-	WIRE740 270	-	0.0	-	-	-	0.0	-	4	4410F

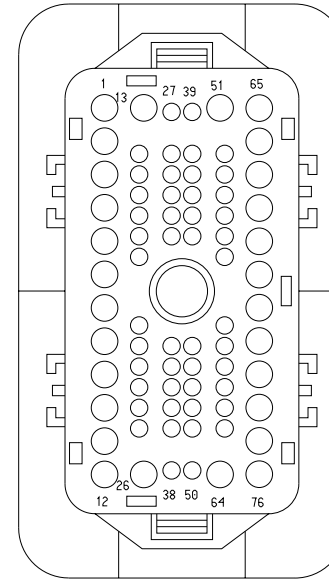
Name	Terminal Part Number	V-Min	Name	Wire Part Number	Wire CSA	Wire Spec	Wire Material description	Wire Color Description	Wire Length	End2 Terminal Part Number	End2 Pin Name	End2 Connector
55	-	-	PD61B	2643673 R1	0.79	18.0	Std. Wall XLPE Primary Cable	GREY	4505.0	-	C	9865M
55	-	-	PD61B	2643673 R1	0.79	18.0	Std. Wall XLPE Primary Cable	GREY	4505.0	-	-	-
56	-	-	PD106B	2643673 R1	0.79	18.0	Std. Wall XLPE Primary Cable	GREY	4505.0	-	B	9865M
56	-	-	PD106B	2643673 R1	0.79	18.0	Std. Wall XLPE Primary Cable	GREY	4505.0	-	-	-
57	-	-	PD110B	2643673 R1	0.79	18.0	Std. Wall XLPE Primary Cable	GREY	4505.0	-	A	9865M
57	-	-	PD110B	2643673 R1	0.79	18.0	Std. Wall XLPE Primary Cable	GREY	4505.0	-	-	-
63	-	-	ND57BB	2643678 R1	1.16	16.0	Std. Wall XLPE Primary Cable	LIGHT GREEN	2835.0	-	C	4450M
63	-	-	PV57BB	2643678 R1	1.16	16.0	Std. Wall XLPE Primary Cable	LIGHT GREEN	4630.0	-	C	4450AM

Name	Terminal Part Number	V-Min	Name	Wire Part Number	Wire CSA	Wire Spec	Wire Material description	Wire Color Description	Wire Length	End2 Terminal Part Number	End2 Pin Name	End2 Connector
64	-	-	ND57BC	2643678 R1	1.16	16.0	Std. Wall XLPE Primary Cable	LIGHT GREEN	2735.0	-	B	4460M
64	-	-	PV57BC	2643678 R1	1.16	16.0	Std. Wall XLPE Primary Cable	LIGHT GREEN	4505.0	-	B	4450AM
64	-	-	PV57BC	2643678 R1	1.16	16.0	Std. Wall XLPE Primary Cable	LIGHT GREEN	4505.0	-	B	4460AM
66	-	-	YL112	2643680 R1	1.16	16.0	Std. Wall XLPE Primary Cable	GREY	3255.0	-	1	7803
67	-	-	TK19	2643680 R1	1.16	16.0	Std. Wall XLPE Primary Cable	GREY	3885.0	-	A	9803A
67	-	-	TB19	2643680 R1	1.16	16.0	Std. Wall XLPE Primary Cable	GREY	3355.0	-	A	9803D
67	-	-	TL19	2643680 R1	1.16	16.0	Std. Wall XLPE Primary Cable	GREY	4005.0	-	A	9803B
67	-	-	TP19	2643680 R1	1.16	16.0	Std. Wall XLPE Primary Cable	GREY	4955.0	-	A	9803C

Name	Terminal Part Number	V-Min	Name	Wire Part Number	Wire CSA	Wire Spec	Wire Material description	Wire Color Description	Wire Length	End2 Terminal Part Number	End2 Pin Name	End2 Connect or
68	-	-	NF65	2643682 R1	1.16	16.0	Std. Wall XLPE Primary Cable	ORANGE	2735.0	-	A	9718
68	-	-	UA65	2643682 R1	1.16	16.0	Std. Wall XLPE Primary Cable	ORANGE	4505.0	-	A	9766
71	-	-	PV68BB	2643688 R1	1.91	14.0	Std. Wall XLPE Primary Cable	BROWN	4630.0	-	A	4450AM
71	-	-	ND68BB	2643688 R1	1.91	14.0	Std. Wall XLPE Primary Cable	BROWN	2835.0	-	A	4450M
72	-	-	ND70BB	2643686 R1	1.91	14.0	Std. Wall XLPE Primary Cable	RED	2735.0	-	C	4460M
72	-	-	PV70BB	2643686 R1	1.91	14.0	Std. Wall XLPE Primary Cable	RED	4605.0	-	C	4450AM
72	-	-	PV70BB	2643686 R1	1.91	14.0	Std. Wall XLPE Primary Cable	RED	4605.0	-	C	4460AM
73	-	-	ND71BB	2643806 R1	1.16	16.0	Std. Wall XLPE Primary Cable	LIGHT BLUE	2835.0	-	E	4450M

Name	Terminal Part Number	V-Min	Name	Wire Part Number	Wire CSA	Wire Spec	Wire Material description	Wire Color Description	Wire Length	End2 Terminal Part Number	End2 Pin Name	End2 Connector
73	-	-	PV71BB	2643806 R1	1.16	16.0	Std. Wall XLPE Primary Cable	LIGHT BLUE	4630.0	-	E	4450AM
74	-	-	PV54BB	2643688 R1	1.91	14.0	Std. Wall XLPE Primary Cable	BROWN	4630.0	-	D	4450AM
74	-	-	ND54BB	2643688 R1	1.91	14.0	Std. Wall XLPE Primary Cable	BROWN	2835.0	-	D	4450M

Connector Name 1701F
 Part Number 3595622C1
 Instances
 B6.7 - CAN Layout:ABS Proprietary J1939
 B6.7 - DLB - Remote Power Modules (1 RPM n/ Switch Packs):Diagram1
 B6.7 - DLB - Remote Power Modules (1 RPM n/ Switch Packs):Diagram2 - In Cab
 B6.7 - DLB - Remote Power Modules (1 RPM w/ Switch Packs):Diagram1
 B6.7 - DLB - Remote Power Modules (1 RPM w/ Switch Packs):Diagram2 - In Cab
 B6.7 - DLB - Remote Power Modules (2 RPM n/ Switch Pack):Diagram1-Combination1
 B6.7 - DLB - Remote Power Modules (2 RPM w/ Switch Packs):Diagram1-Combination1
 L9 - CAN Layout:ABS Proprietary J1939
 L9 - DLB - Remote Power Modules (1 RPM n/ Switch Packs):Diagram1-Combination1
 L9 - DLB - Remote Power Modules (1 RPM w/ Switch Packs):Diagram1-Combination1
 L9 - DLB - Remote Power Modules (2 RPM n/ Switch Pack):Diagram1-Combination1
 L9 - DLB - Remote Power Modules (2 RPM w/ Switch Packs):Diagram1-Combination1




Mates 1701

Name	Terminal Part Number	V-Min	Name	Wire Part Number	Wire CSA	Wire Spec	Wire Material description	Wire Color Description	Wire Length	End2 Terminal Part Number	End2 Pin Name	End2 Connector
51	-	-	RA20	2643678 R1	1.16	16.0	Std. Wall XLPE Primary Cable	LIGHT GREEN	3860.0	-	6	4410D
51	-	-	NT20	2643678 R1	1.16	16.0	Std. Wall XLPE Primary Cable	LIGHT GREEN	4505.0	-	6	4410H

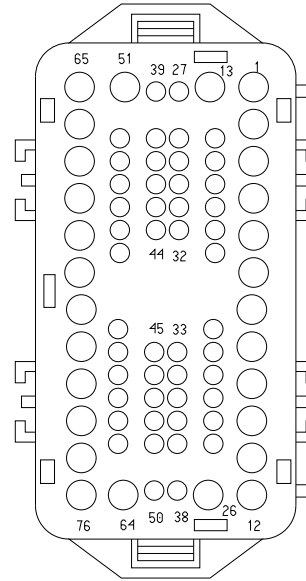
Name	Terminal Part Number	V-Min	Name	Wire Part Number	Wire CSA	Wire Spec	Wire Material description	Wire Color Description	Wire Length	End2 Terminal Part Number	End2 Pin Name	End2 Connect or
51	-	-	ZE20	2643678 R1	1.16	16.0	Std. Wall XLPE Primary Cable	LIGHT GREEN	4630.0	-	6	4410H
51	-	-	ZE20	2643678 R1	1.16	16.0	Std. Wall XLPE Primary Cable	LIGHT GREEN	4630.0	-	-	-
54	-	-	WIRE239 188	-	0.0	-	-	-	0.0	-	1	9514F
55	-	-	WIRE239 189	-	0.0	-	-	-	0.0	-	2	9514F
56	-	-	WIRE239 190	-	0.0	-	-	-	0.0	-	3	9514F
57	-	-	WIRE239 191	-	0.0	-	-	-	0.0	-	4	9514F

Connector Name 1701
 Part Number RING-E-1-2_0
 Instances L9 - Cranking (Starter) GEN4 BCM W/O Thermal
 Overcrank:Diagram1-Combination1
 Mates MOT-STARTER-5024-01-04



Name	Terminal Part Number	V-Min	Name	Wire Part Number	Wire CSA	Wire Spec	Wire Material description	Wire Color Description	Wire Length	End2 Terminal Part Number	End2 Pin Name	End2 Connector
A	-	-	14	2645953 R1	18.94	4.0	SGX NFLEX 125	RED	3700.0	-	A	9251

Connector Name 1701
Part Number 3595623C1
Instances B6.7 - CAN Layout:ABS Proprietary J1939
B6.7 - DLB - Remote Power Modules (1 RPM n/ Switch Packs):Diagram1
B6.7 - DLB - Remote Power Modules (1 RPM n/ Switch Packs):Diagram2 - In Cab
B6.7 - DLB - Remote Power Modules (1 RPM w/ Switch Packs):Diagram1
B6.7 - DLB - Remote Power Modules (1 RPM w/ Switch Packs):Diagram2 - In Cab
B6.7 - DLB - Remote Power Modules (2 RPM n/ Switch Pack):Diagram1-Combination1
B6.7 - DLB - Remote Power Modules (2 RPM w/ Switch Packs):Diagram1-Combination1
L9 - CAN Layout:ABS Proprietary J1939
L9 - DLB - Remote Power Modules (1 RPM n/ Switch Packs):Diagram1-Combination1
L9 - DLB - Remote Power Modules (1 RPM w/ Switch Packs):Diagram1-Combination1
L9 - DLB - Remote Power Modules (2 RPM n/ Switch Pack):Diagram1-Combination1
L9 - DLB - Remote Power Modules (2 RPM w/ Switch Packs):Diagram1-Combination1



Mates 1701F

Name	Terminal Part Number	V-Min	Name	Wire Part Number	Wire CSA	Wire Spec	Wire Material description	Wire Color Description	Wire Length	End2 Terminal Part Number	End2 Pin Name	End2 Connector
51	-	-	HN20	3510300 R1	1.16	16.0	Thin Wall XLPE Primary Cable	LIGHT GREEN	2305.0	-	-	-
54	-	-	WIRE239 184	-	0.0	-	-	-	0.0	-	C	1410
55	-	-	WIRE239 185	-	0.0	-	-	-	0.0	-	F	1410
56	-	-	WIRE239 186	-	0.0	-	-	-	0.0	-	J	1410

Name	Terminal Part Number	V-Min	Name	Wire Part Number	Wire CSA	Wire Spec	Wire Material description	Wire Color Description	Wire Length	End2 Terminal Part Number	End2 Pin Name	End2 Connector
57	-	-	WIRE239 187	-	0.0	-	-	-	0.0	-	M	1410

Connector Name

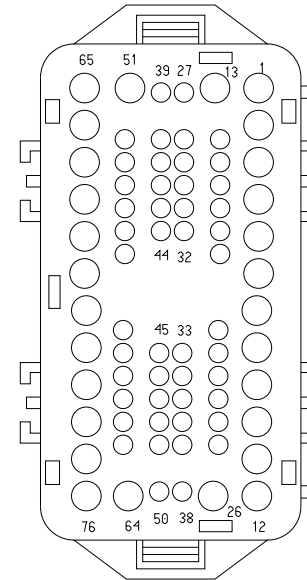
1701

Part Number

3595623C1

Instances

- B6.7 - 26" Fuel Tank:Diagram1-Combination1
- B6.7 - 26" Fuel Tank - Secondary:Diagram1-Combination1
- B6.7 - 26" Fuel Tank - Secondary:Diagram1-Combination2
- B6.7 - Antilock Brake System (ABS)-BENDIX 4 Channel Implemenation:Diagram1
- B6.7 - Auxiliary Air Solenoids (1 Normally Closed):Diagram1
- B6.7 - Auxillary Air Solenoids Normally Open:Diagram 1
- B6.7 - Back-Up Alarm (Automatic) W/ Tailboard:Diagram1
- B6.7 - Back-Up Alarm (Automatic) W/O Tailboard:Diagram1
- B6.7 - Back-Up Alarm (Manual) W/ Tailboard:Diagram1
- B6.7 - Back-Up Alarm (Manual) W/O Tailboard:Diagram1
- B6.7 - Backup Light(Single Reverse Light) Allison 3K/4K:Diagram1-Combination1
- B6.7 - Backup Light(Single Reverse Light) Allison 3K/4K:Diagram1-Combination2
- B6.7 - CAN Layout:Body Standard J1939 (250Kbps)
- B6.7 - Center Chassis Ground Splice Packs - 8809/8807/8805/8802:Diagram1
- B6.7 - Directional Signal (Turn) W/ Single Tail Board W/Hazard SW:Diagram1
- B6.7 - Drain Valve Heater:Diagram1-Combination1
- B6.7 - Drain Valve Heater:Diagram1-Combination4
- B6.7 - Driver Controlled Locking Differential - RR Axle (Dana w/ one sw):Diagram1
- B6.7 - Driver Controlled Locking Differential - RR Axle (Meritor w/ one sw):Diagram1
- B6.7 - License Plate Light (Tail Light Single Assy.) W/Less Power Module:Diagram1
- B6.7 - Rear Lights Stop - Single Assembly:Diagram1
- B6.7 - Rear Suspension Pressure Monitoring (Virtual Gauge):Diagram1-Combination1
- B6.7 - Rear Suspension Pressure Monitoring (Virtual Gauge):Diagram1-Combination2
- B6.7 - RIGHTSIDE AIR DRYER:Diagram1-Combination2
- B6.7 - Traction Control Bendix:Diagram1-Combination1
- B6.7 - Traction Control Bendix:Diagram1-Combination2
- B6.7 - WORK LIGHT 1 BULB:Diagram1-Combination1
- B6.7 - WORK LIGHT 1 BULB:Diagram1-Combination2
- B6.7 - WORK LIGHT W BackUP 1 BULB:Diagram1-Combination1



B6.7 - WORK LIGHT W BackUP 1 BULB:Diagram1-Combination2
B6.7 - WORK LIGHT W BackUP 1 BULB Option 2:Diagram1-Combination1
B6.7 - WORK LIGHT W BackUP 1 BULB Option 2:Diagram1-Combination2
B6.7 - WORK LIGHT W RKE 1 BULB:Diagram1-Combination1
B6.7 - WORK LIGHT W RKE 1 BULB:Diagram1-Combination2
Fuel Heater (Vehicle Powered)(Racor):Diagram1-Combination1
Fuel Heater (Vehicle Powered)(Racor):Diagram1-Combination2
Fuel Heater (Vehicle Powered)(Racor):Diagram1-Combination3
Fuel Heater (Vehicle Powered)(Racor):Diagram1-Combination4
Ground Splice Packs:Diagram1
L9 - 26" Fuel Tank:Diagram1-Combination1
L9 - 26" Fuel Tank - Secondary:Diagram1-Combination1
L9 - 26" Fuel Tank - Secondary:Diagram1-Combination2
L9 - Antilock Brake System (ABS) - BENDIX 4 Channel Implemenation:Diagram1
L9 - Auxiliary Air Solenoids (1 Normally Closed):Diagram1
L9 - Auxiliary Air Solenoids (2 Normally Closed):Diagram1-Combination1
L9 - Auxiliary Air Solenoids (2 Normally Closed):Diagram1-Combination2
L9 - Auxiliary Air Solenoids (2 Normally Closed):Diagram1-Combination3
L9 - Auxiliary Air Solenoids (3 Normally Closed):Diagram1
L9 - Axle Temperature Monitoring (Single Rear Aux Gauge):Diagram1
L9 - Axle Temperature Monitoring (Single Rear Virtual Gauge):Diagram1
L9 - Axle Temperature Monitoring (Tandem Rear Aux Gauge):Diagram1
L9 - Axle Temperature Monitoring (Tandem Rear Virtual Gauge):Diagram1
L9 - Back-Up Alarm (Automatic) W/ Tailboard:Diagram1
L9 - Back-Up Alarm (Automatic) W/O Tailboard:Diagram1
L9 - Back-Up Alarm (Manual) W/ Tailboard:Diagram1-Combination1
L9 - Back-Up Alarm (Manual) W/O Tailboard:Diagram1-Combination1
L9 - Backup Light (Single Reverse Light) Allison 3K/4K 07:Diagram1-Combination1
L9 - Backup Light (Single Reverse Light) Allison 3K/4K 07:Diagram1-Combination2

L9 - Backup Lights (Single Reverse Lights) Eaton/Manual
Trans:Diagram1-Combination1
L9 - Body Builder Lighting - Combined Turn and Stop Lamps
(Automatic):Diagram1-Combination1
L9 - Body Builder Lighting - Combined Turn and Stop Lamps
(Automatic):Diagram1-Combination2
L9 - Body Builder Lighting - Combined Turn and Stop Lamps
(Manual) Option2:Diagram1-Combination1
L9 - Body Builder Lighting - Combined Turn and Stop Lamps
(Manual) Option2:Diagram1-Combination2
L9 - Body Builder Lighting - Separate Turn and Stop Lamps
(Blunt Cut):Diagram1
L9 - CAN Layout:Body Standard J1939 (250Kbps)
L9 - Center Chassis Ground Splice Packs -
8802/8805/8807/8809:Diagram1
L9 - Directional Signal (Turn) W/ LED BOX LAMPS:Diagram1
L9 - Directional Signal (Turn) W/ Single Tail Board W/Hazard
SW:Diagram1
L9 - Drain Valve Heater:Diagram1-Combination1
L9 - Drain Valve Heater:Diagram1-Combination2
L9 - Drain Valve Heater:Diagram1-Combination3
L9 - Drain Valve Heater:Diagram1-Combination4
L9 - Driver Controlled Locking Differential - RR Axle (Meritor w/
one sw):Diagram1
L9 - License Plate Light (LED BOX LAMP Tail Light):Diagram1
L9 - License Plate Light (Tail Light Single Assy):Diagram1
L9 - License Plate Light (Tail Light Single Assy)
Option2:Diagram1
L9 - License Plate Light (Tail Light Single Assy)
Option3:Diagram1
L9 - License Plate Light (Tail Light Single Assy) W/Less Power
Module:Diagram1
L9 - Power Lift Gate:Diagram1
L9 - Rear Light (Tail Light):Diagram1
L9 - Rear Lights Stop - Single Assembly:Diagram1
L9 - Rear Suspension Pressure Monitoring (Auxiliary
Gauge):Diagram1-Combination1
L9 - Rear Suspension Pressure Monitoring (Auxiliary
Gauge):Diagram1-Combination2
L9 - Rear Suspension Pressure Monitoring (Virtual
Gauge):Diagram1-Combination1
L9 - Rear Suspension Pressure Monitoring (Virtual
Gauge):Diagram1-Combination2
L9 - Remote Start/Stop:Diagram1

L9 - Remote Start/Stop w/ Emergency Pump:Diagram1
 L9 - RIGHTSIDE AIR DRYER:Diagram1-Combination1
 L9 - RIGHTSIDE AIR DRYER:Diagram1-Combination2
 L9 - RIGHTSIDE AIR DRYER:Diagram1-Combination3
 L9 - RIGHTSIDE AIR DRYER:Diagram1-Combination4
 L9 - RIGHTSIDE AIR DRYER:Diagram1-Combination5
 L9 - RIGHTSIDE AIR DRYER:Diagram1-Combination6
 L9 - RIGHTSIDE AIR DRYER:Diagram1-Combination7
 L9 - TEM _Electric Trailer Brake Controller Activated Stop
 LT:Diagram1
 L9 - Traction Control Bendix:Diagram1
 L9 - Trailer Interface (Lighting) – BLUNT CUT (Part of Electric
 Trailer Brakes):Diagram1
 L9 - WORK LIGHT 1 BULB:Diagram1-Combination1
 L9 - WORK LIGHT 1 BULB:Diagram1-Combination2
 L9 - WORK LIGHT W BackUP 1 BULB:Diagram1-Combination1
 L9 - WORK LIGHT W BackUP 1 BULB:Diagram1-Combination2
 L9 - WORK LIGHT W BackUP 1 BULB Option2:Diagram1-
 Combination1
 L9 - WORK LIGHT W BackUP 1 BULB Option2:Diagram1-
 Combination2
 L9 - WORK LIGHT W RKE 1 BULB:Diagram1-Combination1
 L9 - WORK LIGHT W RKE 1 BULB:Diagram1-Combination2
 L9 - Work Lights LED W/ Sw Pack - Day Cab:Diagram1-
 Combination1
 L9 - Work Lights LED W/ Sw Pack - Day Cab:Diagram1-
 Combination2

Mates

1701F

Name	Terminal Part Number	V-Min	Name	Wire Part Number	Wire CSA	Wire Spec	Wire Material description	Wire Color Description	Wire Length	End2 Terminal Part Number	End2 Pin Name	End2 Connector
1	-	-	ZA71A	3510318 R1	1.16	16.0	Thin Wall XLPE Primary Cable	ORANGE	805.0	-	-	-
1	-	-	ZC71BK	3510318 R1	1.16	16.0	Thin Wall XLPE Primary Cable	ORANGE	805.0	-	-	-

Name	Terminal Part Number	V-Min	Name	Wire Part Number	Wire CSA	Wire Spec	Wire Material description	Wire Color Description	Wire Length	End2 Terminal Part Number	End2 Pin Name	End2 Connector
1	-	-	ZK71BA	3510318 R1	1.16	16.0	Thin Wall XLPE Primary Cable	ORANGE	175.0	-	X	-
1	-	-	ZE71AD	3510318 R1	1.16	16.0	Thin Wall XLPE Primary Cable	ORANGE	805.0	-	-	-
1	-	-	ZG71BA	3510318 R1	1.16	16.0	Thin Wall XLPE Primary Cable	ORANGE	630.0	-	X	-
1	-	-	SL71A	2643690 R1	1.91	14.0	Std. Wall XLPE Primary Cable	ORANGE	4480.0	-	1	9800
1	-	-	RK71A	2643690 R1	1.91	14.0	Std. Wall XLPE Primary Cable	ORANGE	4580.0	-	1	9800
2	-	-	YM56A	3510319 R1	1.91	14.0	Thin Wall XLPE Primary Cable	ORANGE	720.0	-	D	J1-1603
2	-	-	YL56	3510318 R1	1.16	16.0	Thin Wall XLPE Primary Cable	ORANGE	1170.0	-	-	-
2	-	-	YN56A	3510319 R1	1.91	14.0	Thin Wall XLPE Primary Cable	ORANGE	720.0	-	D	J1-1603

Name	Terminal Part Number	V-Min	Name	Wire Part Number	Wire CSA	Wire Spec	Wire Material description	Wire Color Description	Wire Length	End2 Terminal Part Number	End2 Pin Name	End2 Connector
3	-	-	YN57A	3510319 R1	1.91	14.0	Thin Wall XLPE Primary Cable	ORANGE	720.0	-	M	J1-1603
3	-	-	YL57	3510318 R1	1.16	16.0	Thin Wall XLPE Primary Cable	ORANGE	1170.0	-	-	-
3	-	-	YM57A	3510319 R1	1.91	14.0	Thin Wall XLPE Primary Cable	ORANGE	720.0	-	M	J1-1603
4	-	-	ZP68A	3510306 R1	1.16	16.0	Thin Wall XLPE Primary Cable	BROWN	840.0	-	X	-
4	-	-	ZQ68A	3510306 R1	1.16	16.0	Thin Wall XLPE Primary Cable	BROWN	1310.0	-	X	-
4	-	-	ZN68	3510306 R1	1.16	16.0	Thin Wall XLPE Primary Cable	BROWN	1160.0	-	-	-
5	-	-	VG56T	3510339 R1	4.81	10.0	Thin Wall XLPE Primary Cable	YELLOW 2	720.0	-	B	J1-1603
6	-	-	VG57T	3510303 R1	4.81	10.0	Thin Wall XLPE Primary Cable	LIGHT GREEN	720.0	-	A	J1-1603

Name	Terminal Part Number	V-Min	Name	Wire Part Number	Wire CSA	Wire Spec	Wire Material description	Wire Color Description	Wire Length	End2 Terminal Part Number	End2 Pin Name	End2 Connector
7	-	-	VP58T	3510308 R1	3.01	12.0	Thin Wall XLPE Primary Cable	BROWN	300.0	-	X	-
7	-	-	VR58TA	3510308 R1	3.01	12.0	Thin Wall XLPE Primary Cable	BROWN	300.0	-	X	-
7	-	-	VT58T	3510308 R1	3.01	12.0	Thin Wall XLPE Primary Cable	BROWN	300.0	-	X	-
7	-	-	VM58TA	3510308 R1	3.01	12.0	Thin Wall XLPE Primary Cable	BROWN	300.0	-	X	-
7	-	-	VL58TA	3510308 R1	3.01	12.0	Thin Wall XLPE Primary Cable	BROWN	300.0	-	X	-
7	-	-	VG58T	3510308 R1	3.01	12.0	Thin Wall XLPE Primary Cable	BROWN	755.0	-	F	J2-1604
8	-	-	VG68T	3510308 R1	3.01	12.0	Thin Wall XLPE Primary Cable	BROWN	755.0	-	D	J2-1604
8	-	-	VM68TA	3510308 R1	3.01	12.0	Thin Wall XLPE Primary Cable	BROWN	270.0	-	X	-

Name	Terminal Part Number	V-Min	Name	Wire Part Number	Wire CSA	Wire Spec	Wire Material description	Wire Color Description	Wire Length	End2 Terminal Part Number	End2 Pin Name	End2 Connector
8	-	-	VT68T	3510308 R1	3.01	12.0	Thin Wall XLPE Primary Cable	BROWN	270.0	-	X	-
8	-	-	VR68TA	3510308 R1	3.01	12.0	Thin Wall XLPE Primary Cable	BROWN	270.0	-	X	-
8	-	-	VP68T	3510308 R1	3.01	12.0	Thin Wall XLPE Primary Cable	BROWN	270.0	-	X	-
8	-	-	VL68TA	3510308 R1	3.01	12.0	Thin Wall XLPE Primary Cable	BROWN	270.0	-	X	-
9	-	-	TJ70T	3510369 R1	4.81	10.0	Thin Wall XLPE Primary Cable	RED	1120.0	-	X	-
9	-	-	TK70T	3510320 R1	3.01	12.0	Thin Wall XLPE Primary Cable	ORANGE	2315.0	-	R1 - 87	1011
10	-	-	TJ94T	3510357 R1	4.81	10.0	Thin Wall XLPE Primary Cable	DARK BLUE	1300.0	-	C	1923
12	-	-	YV56BB	3510336 R1	1.16	16.0	Thin Wall XLPE Primary Cable	YELLOW 2	1170.0	-	-	-

Name	Terminal Part Number	V-Min	Name	Wire Part Number	Wire CSA	Wire Spec	Wire Material description	Wire Color Description	Wire Length	End2 Terminal Part Number	End2 Pin Name	End2 Connector
12	-	-	YX56BB	3510336 R1	1.16	16.0	Thin Wall XLPE Primary Cable	YELLOW 2	1170.0	-	-	-
13	-	-	KA9	3510311 R1	0.79	18.0	Thin Wall XLPE Primary Cable	GREY	770.0	-	X	-
14	-	-	XB94BM	3510312 R1	1.16	16.0	Thin Wall XLPE Primary Cable	GREY	2550.0	-	5	1400
15	-	-	XB94BN	3510312 R1	1.16	16.0	Thin Wall XLPE Primary Cable	GREY	2550.0	-	4	1400
16	-	-	XA94BE	3510312 R1	1.16	16.0	Thin Wall XLPE Primary Cable	GREY	2580.0	-	15	1401
17	-	-	XA94BD	3510312 R1	1.16	16.0	Thin Wall XLPE Primary Cable	GREY	2580.0	-	18	1401
18	-	-	XA94BH	3510312 R1	1.16	16.0	Thin Wall XLPE Primary Cable	GREY	2550.0	-	10	1400
19	-	-	XA94BF	3510312 R1	1.16	16.0	Thin Wall XLPE Primary Cable	GREY	2550.0	-	11	1400

Name	Terminal Part Number	V-Min	Name	Wire Part Number	Wire CSA	Wire Spec	Wire Material description	Wire Color Description	Wire Length	End2 Terminal Part Number	End2 Pin Name	End2 Connector
20	-	-	XA94BL	3510312 R1	1.16	16.0	Thin Wall XLPE Primary Cable	GREY	2580.0	-	10	1401
21	-	-	XA94BJ	3510312 R1	1.16	16.0	Thin Wall XLPE Primary Cable	GREY	2580.0	-	13	1401
22	-	-	XA94BK	3510312 R1	1.16	16.0	Thin Wall XLPE Primary Cable	GREY	2580.0	-	9	1401
23	-	-	XA94BA	3510312 R1	1.16	16.0	Thin Wall XLPE Primary Cable	GREY	2580.0	-	17	1401
24	-	-	XA94BB	3510312 R1	1.16	16.0	Thin Wall XLPE Primary Cable	GREY	2580.0	-	12	1401
24	-	-	XE94G7	2643689 R1	1.91	14.0	Std. Wall XLPE Primary Cable	WHITE	415.0	-	X	-
25	-	-	XA94BC	3510312 R1	1.16	16.0	Thin Wall XLPE Primary Cable	GREY	2580.0	-	16	1401
25	-	-	XE94G6	2643689 R1	1.91	14.0	Std. Wall XLPE Primary Cable	WHITE	415.0	-	X	-

Name	Terminal Part Number	V-Min	Name	Wire Part Number	Wire CSA	Wire Spec	Wire Material description	Wire Color Description	Wire Length	End2 Terminal Part Number	End2 Pin Name	End2 Connector
25	-	-	XU10-GV	3510359 R1	0.79	18.0	Thin Wall XLPE Primary Cable	WHITE	630.0	-	-	-
25	-	-	XT10GV	3510359 R1	0.79	18.0	Thin Wall XLPE Primary Cable	WHITE	630.0	-	-	-
27	-	-	AA36B	3510329 R1	0.79	18.0	Thin Wall XLPE Primary Cable	TAN	1060.0	-	B8	J3-1600
29	-	-	AA36A	3510329 R1	0.79	18.0	Thin Wall XLPE Primary Cable	TAN	1060.0	-	B9	J3-1600
31	-	-	KH39	3510312 R1	1.16	16.0	Thin Wall XLPE Primary Cable	GREY	2525.0	-	-	-
32	-	-	LS59A	3510311 R1	0.79	18.0	Thin Wall XLPE Primary Cable	GREY	1080.0	-	E12	J5-1602
33	-	-	LT59C	3510311 R1	0.79	18.0	Thin Wall XLPE Primary Cable	GREY	745.0	-	F10	J4-1601
34	-	-	LT59D	3510311 R1	0.79	18.0	Thin Wall XLPE Primary Cable	GREY	745.0	-	E12	J4-1601

Name	Terminal Part Number	V-Min	Name	Wire Part Number	Wire CSA	Wire Spec	Wire Material description	Wire Color Description	Wire Length	End2 Terminal Part Number	End2 Pin Name	End2 Connector
35	-	-	LU59E	3510311 R1	0.79	18.0	Thin Wall XLPE Primary Cable	GREY	745.0	-	F8	J4-1601
36	-	-	LY59G	3510311 R1	0.79	18.0	Thin Wall XLPE Primary Cable	GREY	745.0	-	E13	J4-1601
37	-	-	LY59H	3510311 R1	0.79	18.0	Thin Wall XLPE Primary Cable	GREY	745.0	-	F4	J4-1601
38	-	-	LY59J	3510311 R1	0.79	18.0	Thin Wall XLPE Primary Cable	GREY	745.0	-	E9	J4-1601
39	-	-	LY59K	3510311 R1	0.79	18.0	Thin Wall XLPE Primary Cable	GREY	745.0	-	F5	J4-1601
40	-	-	KH39A	3510312 R1	1.16	16.0	Thin Wall XLPE Primary Cable	GREY	2525.0	-	-	-
42	-	-	YV56BC	3510336 R1	1.16	16.0	Thin Wall XLPE Primary Cable	YELLOW 2	805.0	-	-	-
42	-	-	YX56BC	3510336 R1	1.16	16.0	Thin Wall XLPE Primary Cable	YELLOW 2	805.0	-	-	-

Name	Terminal Part Number	V-Min	Name	Wire Part Number	Wire CSA	Wire Spec	Wire Material description	Wire Color Description	Wire Length	End2 Terminal Part Number	End2 Pin Name	End2 Connector
43	-	-	NN32B	3510329 R1	0.79	18.0	Thin Wall XLPE Primary Cable	TAN	1060.0	-	B10	J3-1600
43	-	-	LF104D	3510353 R1	0.79	18.0	Thin Wall XLPE Primary Cable	DARK BLUE	1080.0	-	F8	J5-1602
44	-	-	NM32A	2643676 R1	0.79	18.0	Std. Wall XLPE Primary Cable	TAN	1060.0	-	B11	J3-1600
44	-	-	LJ104DB	3510354 R1	1.16	16.0	Thin Wall XLPE Primary Cable	DARK BLUE	2410.0	-	R6 - 87	1012
45	-	-	KN49	3510311 R1	0.79	18.0	Thin Wall XLPE Primary Cable	GREY	745.0	-	A3	J7-1607
46	-	-	LX59M	3510311 R1	0.79	18.0	Thin Wall XLPE Primary Cable	GREY	745.0	-	F6	J4-1601
46	-	-	LW59M	3510311 R1	0.79	18.0	Thin Wall XLPE Primary Cable	GREY	745.0	-	F6	J4-1601
47	-	-	LW59N	3510311 R1	0.79	18.0	Thin Wall XLPE Primary Cable	GREY	745.0	-	F7	J4-1601

Name	Terminal Part Number	V-Min	Name	Wire Part Number	Wire CSA	Wire Spec	Wire Material description	Wire Color Description	Wire Length	End2 Terminal Part Number	End2 Pin Name	End2 Connector
47	-	-	LX59N	3510311 R1	0.79	18.0	Thin Wall XLPE Primary Cable	GREY	745.0	-	F7	J4-1601
48	-	-	LX59P	3510311 R1	0.79	18.0	Thin Wall XLPE Primary Cable	GREY	745.0	-	F2	J4-1601
48	-	-	LW59P	3510311 R1	0.79	18.0	Thin Wall XLPE Primary Cable	GREY	745.0	-	F2	J4-1601
49	-	-	LW59Q	3510311 R1	0.79	18.0	Thin Wall XLPE Primary Cable	GREY	745.0	-	F3	J4-1601
52	-	-	WIRE728 836	-	0.0	-	-	-	0.0	-	PIN1	-
53	-	-	WIRE728 835	-	0.0	-	-	-	0.0	-	PIN1	-
55	-	-	ME61B	3510311 R1	0.79	18.0	Thin Wall XLPE Primary Cable	GREY	1080.0	-	F7	J5-1602
56	-	-	ME106B	3510311 R1	0.79	18.0	Thin Wall XLPE Primary Cable	GREY	1080.0	-	E8	J5-1602
57	-	-	ME110B	3510311 R1	0.79	18.0	Thin Wall XLPE Primary Cable	GREY	990.0	-	-	-

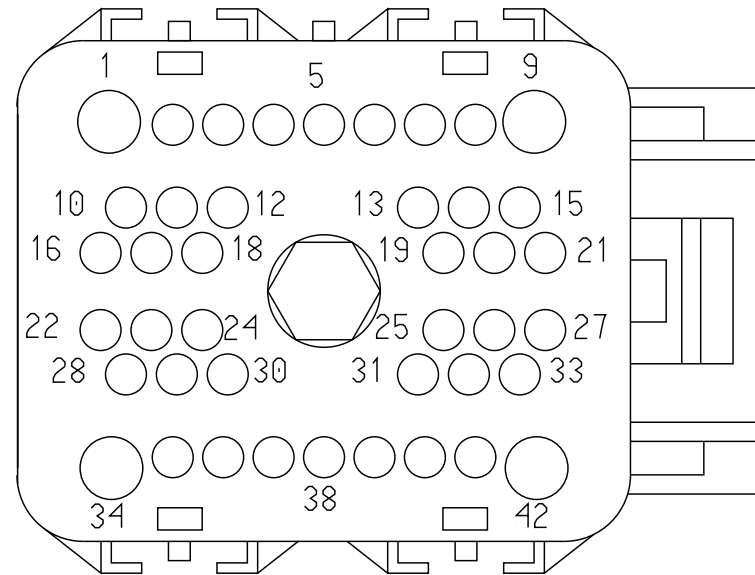
Name	Terminal Part Number	V-Min	Name	Wire Part Number	Wire CSA	Wire Spec	Wire Material description	Wire Color Description	Wire Length	End2 Terminal Part Number	End2 Pin Name	End2 Connector
63	-	-	YV57BB	3510330 R1	1.16	16.0	Thin Wall XLPE Primary Cable	TAN	1170.0	-	-	-
63	-	-	YX57BB	3510300 R1	1.16	16.0	Thin Wall XLPE Primary Cable	LIGHT GREEN	1170.0	-	-	-
64	-	-	YV57BC	3510300 R1	1.16	16.0	Thin Wall XLPE Primary Cable	LIGHT GREEN	805.0	-	-	-
64	-	-	YX57BC	3510300 R1	1.16	16.0	Thin Wall XLPE Primary Cable	LIGHT GREEN	805.0	-	-	-
66	-	-	KP112	3510312 R1	1.16	16.0	Thin Wall XLPE Primary Cable	GREY	720.0	-	J	J1-1603
67	-	-	KM18D	3510312 R1	1.16	16.0	Thin Wall XLPE Primary Cable	GREY	1180.0	-	X	-
67	-	-	KK18B	3510312 R1	1.16	16.0	Thin Wall XLPE Primary Cable	GREY	1180.0	-	X	-
68	-	-	ZT65	3510318 R1	1.16	16.0	Thin Wall XLPE Primary Cable	ORANGE	720.0	-	G	J1-1603

Name	Terminal Part Number	V-Min	Name	Wire Part Number	Wire CSA	Wire Spec	Wire Material description	Wire Color Description	Wire Length	End2 Terminal Part Number	End2 Pin Name	End2 Connector
68	-	-	ZT65	3510318 R1	1.16	16.0	Thin Wall XLPE Primary Cable	ORANGE	720.0	-	A	J1-1603
71	-	-	VL68TB	3510308 R1	3.01	12.0	Thin Wall XLPE Primary Cable	BROWN	270.0	-	X	-
71	-	-	VP68BB	3510308 R1	3.01	12.0	Thin Wall XLPE Primary Cable	BROWN	270.0	-	X	-
71	-	-	VR68TB	3510306 R1	1.16	16.0	Thin Wall XLPE Primary Cable	BROWN	270.0	-	X	-
72	-	-	VL70TA	3510320 R1	3.01	12.0	Thin Wall XLPE Primary Cable	ORANGE	2410.0	-	R5 - 87	1012
72	-	-	VQ70TB	3510320 R1	3.01	12.0	Thin Wall XLPE Primary Cable	ORANGE	1000.0	-	X	-
72	-	-	VS70TA	3510320 R1	3.01	12.0	Thin Wall XLPE Primary Cable	ORANGE	2410.0	-	R5 - 87	1012
73	-	-	ZG71BB	3510318 R1	1.16	16.0	Thin Wall XLPE Primary Cable	ORANGE	630.0	-	X	-

Name	Terminal Part Number	V-Min	Name	Wire Part Number	Wire CSA	Wire Spec	Wire Material description	Wire Color Description	Wire Length	End2 Terminal Part Number	End2 Pin Name	End2 Connector
74	-	-	VL58TB	3510308 R1	3.01	12.0	Thin Wall XLPE Primary Cable	BROWN	300.0	-	X	-
74	-	-	VP58BB	3510308 R1	3.01	12.0	Thin Wall XLPE Primary Cable	BROWN	300.0	-	X	-
74	-	-	VR58TB	3510308 R1	3.01	12.0	Thin Wall XLPE Primary Cable	BROWN	300.0	-	X	-

Connector Name 1702
 Part Number 3595620C1
 Instances Ambient Air Temperature:Diagram1
 B6.7 - CAN Layout:Powertrain Standard J1939 (500Kbps)
 B6.7 - Cranking (Starter) GEN4 BCM W/O Thermal
 Overcrank:Diagram1
 B6.7 - Engine (Control) [Cummins Euro]:Diagram1- Base
 Heating Ventilation & Air Conditioning (HVAC) Auto Temp
 Control:Diagram1 - HVAC
 L9 - CAN Layout:Euro 5 Powertrain Standard J1939 (250Kbps)
 L9 - Cranking (Starter) GEN4 BCM W/ Thermal Overcrank -
 External Switch:Diagram1-Combination1
 L9 - Cranking (Starter) GEN4 BCM W/O Thermal
 Overcrank:Diagram1-Combination1
 L9 - Engine (Control) [Cummins Euro]:Diagram1- Base
 Vehicle Acceleration (w/ Two PWR Two GND & Two
 STS):Diagram1

Mates 1702



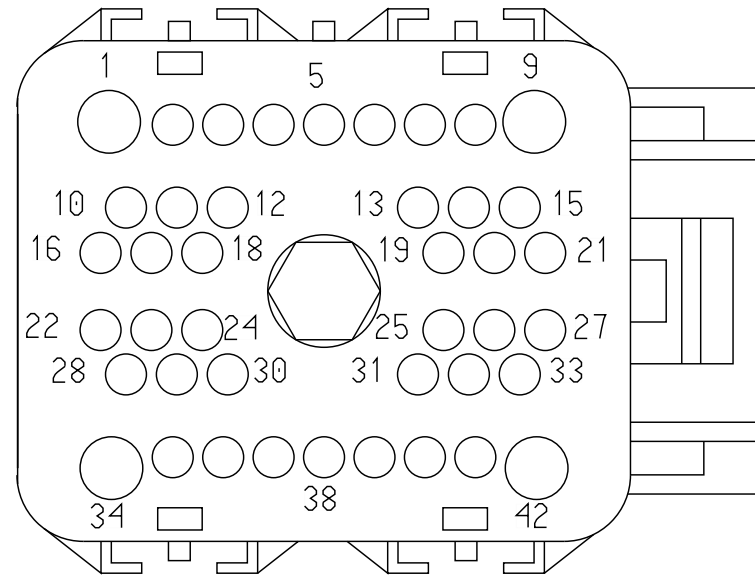
Name	Terminal Part Number	V-Min	Name	Wire Part Number	Wire CSA	Wire Spec	Wire Material description	Wire Color Description	Wire Length	End2 Terminal Part Number	End2 Pin Name	End2 Connector
3	-	-	KK77A	3510299 R1	0.79	18.0	Thin Wall XLPE Primary Cable	LIGHT GREEN	2060.0	-	2	6201
4	-	-	KK77B	3510299 R1	0.79	18.0	Thin Wall XLPE Primary Cable	LIGHT GREEN	2060.0	-	3	6201
10	-	-	KK77	3510299 R1	0.79	18.0	Thin Wall XLPE Primary Cable	LIGHT GREEN	1860.0	-	B	6200
11	-	-	WIRE735 175	-	0.0	-	-	-	0.0	-	PIN1	-

Name	Terminal Part Number	V-Min	Name	Wire Part Number	Wire CSA	Wire Spec	Wire Material description	Wire Color Description	Wire Length	End2 Terminal Part Number	End2 Pin Name	End2 Connector
16	-	-	GB17A	3510324 R1	1.16	16.0	Thin Wall XLPE Primary Cable	PINK	1220.0	-	A	6306
16	-	-	GA17	2643752 R1	1.16	16.0	Std. Wall XLPE Primary Cable	PINK	1440.0	-	B	6316M
16	-	-	KA17A	3510324 R1	1.16	16.0	Thin Wall XLPE Primary Cable	PINK	2730.0	-	A	6306
17	-	-	WIRE735 165	-	0.0	-	-	-	0.0	-	PIN1	-
18	-	-	KA17	3510323 R1	0.79	18.0	Thin Wall XLPE Primary Cable	PINK	1120.0	-	40	6000
22	-	-	KA6B	3510311 R1	0.79	18.0	Thin Wall XLPE Primary Cable	GREY	975.0	-	27	6000
23	-	-	KA99-G1	3510347 R1	0.79	18.0	Thin Wall XLPE Primary Cable	VIOLET	975.0	-	28	6000
28	-	-	KA99B	3510347 R1	0.79	18.0	Thin Wall XLPE Primary Cable	VIOLET	975.0	-	35	6000
30	-	-	KA6A	3510311 R1	0.79	18.0	Thin Wall XLPE Primary Cable	GREY	575.0	-	-	-

Name	Terminal Part Number	V-Min	Name	Wire Part Number	Wire CSA	Wire Spec	Wire Material description	Wire Color Description	Wire Length	End2 Terminal Part Number	End2 Pin Name	End2 Connect or
32	-	-	KA99-G	3510347 R1	0.79	18.0	Thin Wall XLPE Primary Cable	VIOLET	575.0	-	-	-
33	-	-	KA99M	3510347 R1	0.79	18.0	Thin Wall XLPE Primary Cable	VIOLET	975.0	-	25	6000
37	-	-	KA13	3510324 R1	1.16	16.0	Thin Wall XLPE Primary Cable	PINK	975.0	-	45	6000

Connector Name 1702
 Part Number 3595620C1
 Short Description IP/ENGINE
 Instances

- B6.7 - Back-Up Alarm (Manual) W/ Tailboard:Diagram1
- B6.7 - Back-Up Alarm (Manual) W/O Tailboard:Diagram1
- B6.7 - Backup Light(Single Reverse Light) Allison 3K/4K:Diagram1-Combination1
- B6.7 - Backup Light(Single Reverse Light) Allison 3K/4K:Diagram1-Combination2
- B6.7 - Heating Ventilation & Air Conditioning (HVAC) Manual:Diagram1
- B6.7 - Starter Interlocks (BCM Controlled with Input from Allison 3K/4K TCM):Diagram1-Combination1
- B6.7 - Starter Interlocks (BCM Controlled with Input from Allison 3K/4K TCM):Diagram1-Combination2
- B6.7 - Transmission Power Take Off (Auto Trans Single PTO w/21 Parameters):Diagram1
- B6.7 - Transmission Power Take Off (Manual Trans Single PTO w/ 21 Parameters):Diagram1
- B6.7 - Transmission Power Take Off (Single Input configurable pull up or pull down):Diagram1
- B6.7 - Transmission Shifter (Stalk Shifter Allison):Diagram1-Combination1
- B6.7 - Transmission Shifter (Stalk Shifter Allison):Diagram1-Combination2
- B6.7 - Two Speed Axle (AirShift on Shifter):Diagram1
- B6.7 - WORK LIGHT W BackUP 1 BULB Option 2:Diagram1-Combination1
- B6.7 - WORK LIGHT W BackUP 1 BULB Option 2:Diagram1-Combination2
- L9 - Allison without Switch and with Confirmation Telltale:Diagram1-Combination1
- L9 - Allison without Switch and with Confirmation Telltale:Diagram1-Combination2
- L9 - Back-Up Alarm (Manual) W/ Tailboard:Diagram1-Combination1
- L9 - Back-Up Alarm (Manual) W/O Tailboard:Diagram1-Combination1
- L9 - Backup Light (Single Reverse Light) Allison 3K/4K 07:Diagram1-Combination1
- L9 - Backup Light (Single Reverse Light) Allison 3K/4K 07:Diagram1-Combination2



L9 - Backup Lights (Single Reverse Lights) Eaton/Manual
 Trans:Diagram1-Combination1
 L9 - Body Builder Lighting - Combined Turn and Stop Lamps
 (Manual) Option2:Diagram1-Combination1
 L9 - Body Builder Lighting - Combined Turn and Stop Lamps
 (Manual) Option2:Diagram1-Combination2
 L9 - Heating Ventilation & Air Conditioning (HVAC)
 Manual:Diagram1
 L9 - Starter Interlocks (BCM Controlled with Input from Allison
 3K/4K TCM):Diagram1-Combination1
 L9 - Starter Interlocks (BCM Controlled with Input from Allison
 3K/4K TCM):Diagram1-Combination2
 L9 - Transmission Oil Temperature - Manual Trans:Diagram1
 L9 - Transmission Oil Temperature - Manual Trans w/Aux
 Gauge:Diagram1
 L9 - Transmission Power Take Off (Auto Trans Single PTO w/21
 Parameters):Diagram1
 L9 - Transmission Power Take Off (Auto Trans with
 Lectradrive):Diagram1
 L9 - Transmission Power Take Off (Lectrashift PTO with Manual
 Trans):Diagram1
 L9 - Transmission Power Take Off (Manual Trans Single PTO w/
 21 Parameters):Diagram1
 L9 - Transmission Power Take Off (Single Input configurable pull
 up or pull down):Diagram1
 L9 - Transmission Shifter (Stalk Shifter Allison):Diagram1-
 Combination1
 L9 - Transmission Shifter (Stalk Shifter Allison):Diagram1-
 Combination2
 L9 - Two Speed Axle (AirShift on Shifter):Diagram1
 L9 - WORK LIGHT W BackUP 1 BULB:Diagram1-Combination1
 L9 - WORK LIGHT W BackUP 1 BULB:Diagram1-Combination2

Mates

1702

Name	Terminal Part Number	V-Min	Name	Wire Part Number	Wire CSA	Wire Spec	Wire Material description	Wire Color Description	Wire Length	End2 Terminal Part Number	End2 Pin Name	End2 Connector
2	-	-	KA146-G	3510312 R1	1.16	16.0	Thin Wall XLPE Primary Cable	GREY	920.0	-	-	-

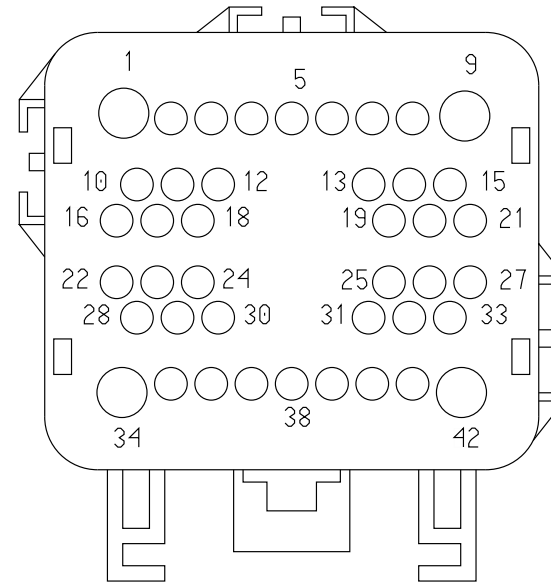
Name	Terminal Part Number	V-Min	Name	Wire Part Number	Wire CSA	Wire Spec	Wire Material description	Wire Color Description	Wire Length	End2 Terminal Part Number	End2 Pin Name	End2 Connect or
2	-	-	KA146	3510312 R1	1.16	16.0	Thin Wall XLPE Primary Cable	GREY	575.0	-	-	-
3	-	-	SA6DBJ	3510310 R1	0.53	20.0	Thin Wall XLPE Primary Cable	GREY	1960.0	-	19	1703F
3	-	-	KK77A	3510299 R1	0.79	18.0	Thin Wall XLPE Primary Cable	LIGHT GREEN	2060.0	-	2	6201A
4	-	-	SA77BJ	3510298 R1	0.53	20.0	Thin Wall XLPE Primary Cable	LIGHT GREEN	1960.0	-	20	1703F
4	-	-	KK77B	3510299 R1	0.79	18.0	Thin Wall XLPE Primary Cable	LIGHT GREEN	2060.0	-	3	6201A
6	-	-	MJ71A	2645921 R1	0.79	18.0	TXL 150C	ORANGE	1600.0	-	A	7500W
7	-	-	MJ71B	2645915 R1	0.79	18.0	TXL 150C	TAN	1600.0	-	2	7500M
7	-	-	ZC92#165	3510329 R1	0.79	18.0	Thin Wall XLPE Primary Cable	TAN	1960.0	-	45	1703F
7	-	-	ZJ92#165	3510329 R1	0.79	18.0	Thin Wall XLPE Primary Cable	TAN	1960.0	-	45	1703F
7	-	-	MJ71B	2645915 R1	0.79	18.0	TXL 150C	TAN	1600.0	-	B	7500M

Name	Terminal Part Number	V-Min	Name	Wire Part Number	Wire CSA	Wire Spec	Wire Material description	Wire Color Description	Wire Length	End2 Terminal Part Number	End2 Pin Name	End2 Connector
7	-	-	MJ71B	2645915 R1	0.79	18.0	TXL 150C	TAN	1600.0	-	B	7500W
7	-	-	PM92#165	3510329 R1	0.79	18.0	Thin Wall XLPE Primary Cable	TAN	2390.0	-	65	7500
7	-	-	SM92#165	3510329 R1	0.79	18.0	Thin Wall XLPE Primary Cable	TAN	2670.0	-	2	1502
10	-	-	SA77J	2643678 R1	1.16	16.0	Std. Wall XLPE Primary Cable	LIGHT GREEN	1960.0	-	65	1703F
10	-	-	KK77	3510299 R1	0.79	18.0	Thin Wall XLPE Primary Cable	LIGHT GREEN	1860.0	-	B	6200
13	-	-	CA31B	2645915 R1	0.79	18.0	TXL 150C	TAN	2580.0	-	1	7700M
14	-	-	MA88	2643687 R1	1.91	14.0	Std. Wall XLPE Primary Cable	LIGHT GREEN	2100.0	-	A	7800
19	-	-	PM92#134	3510335 R1	0.79	18.0	Thin Wall XLPE Primary Cable	YELLOW 2	2390.0	-	34	7500
19	-	-	SM92#134	3510335 R1	0.79	18.0	Thin Wall XLPE Primary Cable	YELLOW 2	2670.0	-	11	1501

Name	Terminal Part Number	V-Min	Name	Wire Part Number	Wire CSA	Wire Spec	Wire Material description	Wire Color Description	Wire Length	End2 Terminal Part Number	End2 Pin Name	End2 Connector
19	-	-	PM92#134	3510335 R1	0.79	18.0	Thin Wall XLPE Primary Cable	YELLOW 2	2390.0	-	34	7151
20	-	-	SY92A141	3510329 R1	0.79	18.0	Thin Wall XLPE Primary Cable	TAN	2670.0	-	12	1501
20	-	-	TL92A141	3510329 R1	0.79	18.0	Thin Wall XLPE Primary Cable	TAN	3100.0	-	12	1501
20	-	-	PY92A141	3510329 R1	0.79	18.0	Thin Wall XLPE Primary Cable	TAN	2390.0	-	41	7500
20	-	-	RL92A141	3510329 R1	0.79	18.0	Thin Wall XLPE Primary Cable	TAN	2820.0	-	41	7500
20	-	-	UB92#141	3510329 R1	0.79	18.0	Thin Wall XLPE Primary Cable	TAN	1960.0	-	28	1703M
21	-	-	SR92D103	3510335 R1	0.79	18.0	Thin Wall XLPE Primary Cable	YELLOW 2	670.0	-	X	-
21	-	-	PR92D103	3510335 R1	0.79	18.0	Thin Wall XLPE Primary Cable	YELLOW 2	1035.0	-	X	-

Name	Terminal Part Number	V-Min	Name	Wire Part Number	Wire CSA	Wire Spec	Wire Material description	Wire Color Description	Wire Length	End2 Terminal Part Number	End2 Pin Name	End2 Connector
25	-	-	TM92DL	3510341 R1	0.79	18.0	Thin Wall XLPE Primary Cable	LIGHT BLUE	2935.0	-	X	-
25	-	-	TN92#117	3510341 R1	0.79	18.0	Thin Wall XLPE Primary Cable	LIGHT BLUE	3100.0	-	6	1501
25	-	-	RM92DL	3510341 R1	0.79	18.0	Thin Wall XLPE Primary Cable	LIGHT BLUE	2640.0	-	X	-
25	-	-	RN92#117	3510341 R1	0.79	18.0	Thin Wall XLPE Primary Cable	LIGHT BLUE	2820.0	-	17	7500
39	-	-	ML93	2643676 R1	0.79	18.0	Std. Wall XLPE Primary Cable	TAN	1800.0	-	A	K22_710 3M
39	-	-	ML93	2643676 R1	0.79	18.0	Std. Wall XLPE Primary Cable	TAN	1800.0	-	A	K18_710 3M
42	-	-	RY14LSC	2643787 R1	3.01	12.0	Std. Wall XLPE Primary Cable	WHITE	1550.0	-	C	9913B

Connector Name 1702
 Part Number 3595621C1
 Instances Ambient Air Temperature:Diagram1
 B6.7 - CAN Layout:Powertrain Standard J1939 (500Kbps)
 B6.7 - Cranking (Starter) GEN4 BCM W/O Thermal
 Overcrank:Diagram1
 B6.7 - Engine (Control) [Cummins Euro]:Diagram1- Base
 Heating Ventilation & Air Conditioning (HVAC) Auto Temp
 Control:Diagram1 - HVAC
 L9 - CAN Layout:Euro 5 Powertrain Standard J1939 (250Kbps)
 L9 - Cranking (Starter) GEN4 BCM W/ Thermal Overcrank -
 External Switch:Diagram1-Combination1
 L9 - Cranking (Starter) GEN4 BCM W/O Thermal
 Overcrank:Diagram1-Combination1
 L9 - Engine (Control) [Cummins Euro]:Diagram1- Base
 Vehicle Acceleration (w/ Two PWR Two GND & Two
 STS):Diagram1



Mates 1702

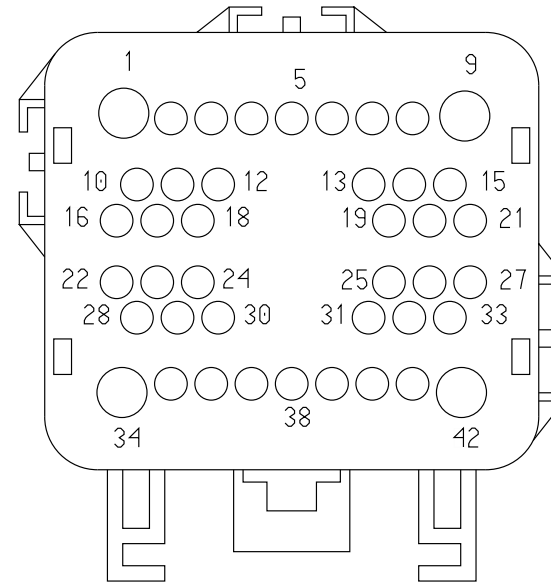
Name	Terminal Part Number	V-Min	Name	Wire Part Number	Wire CSA	Wire Spec	Wire Material description	Wire Color Description	Wire Length	End2 Terminal Part Number	End2 Pin Name	End2 Connector
3	-	-	SA6DBJ	3510310 R1	0.53	20.0	Thin Wall XLPE Primary Cable	GREY	1960.0	-	19	1703F
4	-	-	SA77BJ	3510298 R1	0.53	20.0	Thin Wall XLPE Primary Cable	LIGHT GREEN	1960.0	-	20	1703F
10	-	-	SA77J	2643678 R1	1.16	16.0	Std. Wall XLPE Primary Cable	LIGHT GREEN	1960.0	-	65	1703F
11	-	-	WIRE722 702	-	0.0	-	-	-	0.0	-	53	1703F

Name	Terminal Part Number	V-Min	Name	Wire Part Number	Wire CSA	Wire Spec	Wire Material description	Wire Color Description	Wire Length	End2 Terminal Part Number	End2 Pin Name	End2 Connector
16	-	-	LA17B	3510324 R1	1.16	16.0	Thin Wall XLPE Primary Cable	PINK	315.0	-	X	-
16	-	-	LG17BA	3510324 R1	1.16	16.0	Thin Wall XLPE Primary Cable	PINK	1840.0	-	29	1703F
17	-	-	WIRE722 703	-	0.0	-	-	-	0.0	-	52	1703F
18	-	-	MB41D	3510329 R1	0.79	18.0	Thin Wall XLPE Primary Cable	TAN	1840.0	-	25	1703F
22	-	-	BE97CJ	3510347 R1	0.79	18.0	Thin Wall XLPE Primary Cable	VIOLET	1840.0	-	49	1703F
22	-	-	BD97CJ	3510347 R1	0.79	18.0	Thin Wall XLPE Primary Cable	VIOLET	1840.0	-	49	1703F
23	-	-	BD97BJ	3510347 R1	0.79	18.0	Thin Wall XLPE Primary Cable	VIOLET	1840.0	-	36	1703F
23	-	-	BE97BJ	3510347 R1	0.79	18.0	Thin Wall XLPE Primary Cable	VIOLET	1840.0	-	36	1703F
28	-	-	BE99BJ	3510347 R1	0.79	18.0	Thin Wall XLPE Primary Cable	VIOLET	1840.0	-	47	1703F

Name	Terminal Part Number	V-Min	Name	Wire Part Number	Wire CSA	Wire Spec	Wire Material description	Wire Color Description	Wire Length	End2 Terminal Part Number	End2 Pin Name	End2 Connector
28	-	-	BD99BJ	3510347 R1	0.79	18.0	Thin Wall XLPE Primary Cable	VIOLET	1840.0	-	47	1703F
30	-	-	BE97FU	3510348 R1	1.16	16.0	Thin Wall XLPE Primary Cable	VIOLET	1840.0	-	38	1703F
30	-	-	BD97M	3510347 R1	0.79	18.0	Thin Wall XLPE Primary Cable	VIOLET	1840.0	-	38	1703F
32	-	-	BE97WC	3510347 R1	0.79	18.0	Thin Wall XLPE Primary Cable	VIOLET	1840.0	-	37	1703F
33	-	-	BE97M	3510347 R1	0.79	18.0	Thin Wall XLPE Primary Cable	VIOLET	1840.0	-	48	1703F
37	-	-	MA97FA	3510348 R1	1.16	16.0	Thin Wall XLPE Primary Cable	VIOLET	1840.0	-	54	1703F

Connector Name 1702
 Part Number 3595621C1
 Short Description IP / ENGINE INTERCONNECT
 Instances

- B6.7 - Back-Up Alarm (Manual) W/ Tailboard:Diagram1
- B6.7 - Back-Up Alarm (Manual) W/O Tailboard:Diagram1
- B6.7 - Backup Light(Single Reverse Light) Allison
3K/4K:Diagram1-Combination1
- B6.7 - Backup Light(Single Reverse Light) Allison
3K/4K:Diagram1-Combination2
- B6.7 - Heating Ventilation & Air Conditioning (HVAC)
Manual:Diagram1
- B6.7 - Starter Interlocks (BCM Controlled with Input from Allison
3K/4K TCM):Diagram1-Combination1
- B6.7 - Starter Interlocks (BCM Controlled with Input from Allison
3K/4K TCM):Diagram1-Combination2
- B6.7 - Transmission Power Take Off (Auto Trans Single PTO
w/21 Parameters):Diagram1
- B6.7 - Transmission Power Take Off (Manual Trans Single PTO
w/ 21 Parameters):Diagram1
- B6.7 - Transmission Power Take Off (Single Input configurable
pull up or pull down):Diagram1
- B6.7 - Transmission Shifter (Stalk Shifter Allison):Diagram1-
Combination1
- B6.7 - Transmission Shifter (Stalk Shifter Allison):Diagram1-
Combination2
- B6.7 - Two Speed Axle (AirShift on Shifter):Diagram1
- B6.7 - WORK LIGHT W BackUP 1 BULB Option 2:Diagram1-
Combination1
- B6.7 - WORK LIGHT W BackUP 1 BULB Option 2:Diagram1-
Combination2
- L9 - Allison without Switch and with Confirmation
Telltale:Diagram1-Combination1
- L9 - Allison without Switch and with Confirmation
Telltale:Diagram1-Combination2
- L9 - Back-Up Alarm (Manual) W/ Tailboard:Diagram1-
Combination1
- L9 - Back-Up Alarm (Manual) W/O Tailboard:Diagram1-
Combination1
- L9 - Backup Light (Single Reverse Light) Allison 3K/4K
07:Diagram1-Combination1
- L9 - Backup Light (Single Reverse Light) Allison 3K/4K
07:Diagram1-Combination2



L9 - Backup Lights (Single Reverse Lights) Eaton/Manual
 Trans:Diagram1-Combination1
 L9 - Body Builder Lighting - Combined Turn and Stop Lamps
 (Manual) Option2:Diagram1-Combination1
 L9 - Body Builder Lighting - Combined Turn and Stop Lamps
 (Manual) Option2:Diagram1-Combination2
 L9 - Heating Ventilation & Air Conditioning (HVAC)
 Manual:Diagram1
 L9 - Starter Interlocks (BCM Controlled with Input from Allison
 3K/4K TCM):Diagram1-Combination1
 L9 - Starter Interlocks (BCM Controlled with Input from Allison
 3K/4K TCM):Diagram1-Combination2
 L9 - Transmission Oil Temperature - Manual Trans:Diagram1
 L9 - Transmission Oil Temperature - Manual Trans w/Aux
 Gauge:Diagram1
 L9 - Transmission Power Take Off (Auto Trans Single PTO w/21
 Parameters):Diagram1
 L9 - Transmission Power Take Off (Auto Trans with
 Lectradrive):Diagram1
 L9 - Transmission Power Take Off (Lectrashift PTO with Manual
 Trans):Diagram1
 L9 - Transmission Power Take Off (Manual Trans Single PTO w/
 21 Parameters):Diagram1
 L9 - Transmission Power Take Off (Single Input configurable pull
 up or pull down):Diagram1
 L9 - Transmission Shifter (Stalk Shifter Allison):Diagram1-
 Combination1
 L9 - Transmission Shifter (Stalk Shifter Allison):Diagram1-
 Combination2
 L9 - Two Speed Axle (AirShift on Shifter):Diagram1
 L9 - WORK LIGHT W BackUP 1 BULB:Diagram1-Combination1
 L9 - WORK LIGHT W BackUP 1 BULB:Diagram1-Combination2

Mates 1702

Name	Terminal Part Number	V-Min	Name	Wire Part Number	Wire CSA	Wire Spec	Wire Material description	Wire Color Description	Wire Length	End2 Terminal Part Number	End2 Pin Name	End2 Connect or
2	-	-	TC9E	3510311 R1	0.79	18.0	Thin Wall XLPE Primary Cable	GREY	1635.0	-	X	-

Name	Terminal Part Number	V-Min	Name	Wire Part Number	Wire CSA	Wire Spec	Wire Material description	Wire Color Description	Wire Length	End2 Terminal Part Number	End2 Pin Name	End2 Connector
3	-	-	KK77A	3510299 R1	0.79	18.0	Thin Wall XLPE Primary Cable	LIGHT GREEN	2060.0	-	2	6201
3	-	-	SA6DBJ	3510310 R1	0.53	20.0	Thin Wall XLPE Primary Cable	GREY	1960.0	-	19	1703F
4	-	-	KK77B	3510299 R1	0.79	18.0	Thin Wall XLPE Primary Cable	LIGHT GREEN	2060.0	-	3	6201
4	-	-	SA77BJ	3510298 R1	0.53	20.0	Thin Wall XLPE Primary Cable	LIGHT GREEN	1960.0	-	20	1703F
6	-	-	ZH71	3510318 R1	1.16	16.0	Thin Wall XLPE Primary Cable	ORANGE	1960.0	-	66	1703F
6	-	-	ZA71BA	3510318 R1	1.16	16.0	Thin Wall XLPE Primary Cable	ORANGE	1960.0	-	66	1703F
7	-	-	ZA71BJ	3510318 R1	1.16	16.0	Thin Wall XLPE Primary Cable	ORANGE	1960.0	-	44	1703F
7	-	-	SM92#165	3510329 R1	0.79	18.0	Thin Wall XLPE Primary Cable	TAN	2670.0	-	2	1502

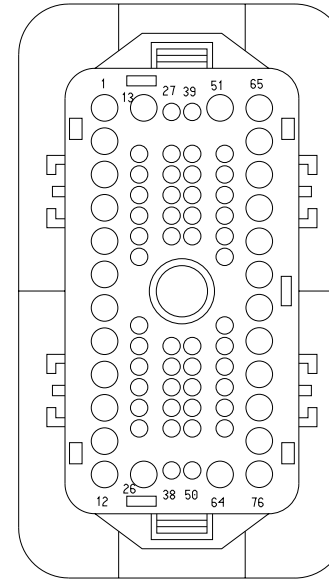
Name	Terminal Part Number	V-Min	Name	Wire Part Number	Wire CSA	Wire Spec	Wire Material description	Wire Color Description	Wire Length	End2 Terminal Part Number	End2 Pin Name	End2 Connector
7	-	-	PM92#165	3510329 R1	0.79	18.0	Thin Wall XLPE Primary Cable	TAN	2390.0	-	65	7500
7	-	-	ZH71AB	3510318 R1	1.16	16.0	Thin Wall XLPE Primary Cable	ORANGE	1960.0	-	45	1703F
7	-	-	ZJ92#165	3510329 R1	0.79	18.0	Thin Wall XLPE Primary Cable	TAN	1960.0	-	45	1703F
7	-	-	ZL71AA	3510329 R1	0.79	18.0	Thin Wall XLPE Primary Cable	TAN	1960.0	-	45	1703F
10	-	-	KK77	3510299 R1	0.79	18.0	Thin Wall XLPE Primary Cable	LIGHT GREEN	1860.0	-	B	6200
10	-	-	SA77J	2643678 R1	1.16	16.0	Std. Wall XLPE Primary Cable	LIGHT GREEN	1960.0	-	65	1703F
13	-	-	NJ31	3510329 R1	0.79	18.0	Thin Wall XLPE Primary Cable	TAN	1960.0	-	61	1703F
14	-	-	LP88J	3510299 R1	0.79	18.0	Thin Wall XLPE Primary Cable	LIGHT GREEN	1960.0	-	60	1703F

Name	Terminal Part Number	V-Min	Name	Wire Part Number	Wire CSA	Wire Spec	Wire Material description	Wire Color Description	Wire Length	End2 Terminal Part Number	End2 Pin Name	End2 Connect or
19	-	-	UB92#134	3510329 R1	0.79	18.0	Thin Wall XLPE Primary Cable	TAN	1960.0	-	21	1703F
19	-	-	UL92#134	3510329 R1	0.79	18.0	Thin Wall XLPE Primary Cable	TAN	1960.0	-	21	1703F
19	-	-	UD92-GCJ	3510359 R1	0.79	18.0	Thin Wall XLPE Primary Cable	WHITE	1960.0	-	21	1703F
20	-	-	LH92#141	3510329 R1	0.79	18.0	Thin Wall XLPE Primary Cable	TAN	1960.0	-	28	1703M
20	-	-	UB92#141	3510329 R1	0.79	18.0	Thin Wall XLPE Primary Cable	TAN	1960.0	-	28	1703M
20	-	-	UF92#141	3510329 R1	0.79	18.0	Thin Wall XLPE Primary Cable	TAN	1960.0	-	28	1703M
20	-	-	SY92A141	3510329 R1	0.79	18.0	Thin Wall XLPE Primary Cable	TAN	2670.0	-	12	1501
20	-	-	PY92A141	3510329 R1	0.79	18.0	Thin Wall XLPE Primary Cable	TAN	2390.0	-	41	7500

Name	Terminal Part Number	V-Min	Name	Wire Part Number	Wire CSA	Wire Spec	Wire Material description	Wire Color Description	Wire Length	End2 Terminal Part Number	End2 Pin Name	End2 Connect or
21	-	-	GX92#103	3510329 R1	0.79	18.0	Thin Wall XLPE Primary Cable	TAN	1960.0	-	55	1703F
21	-	-	GZ92#103	3510329 R1	0.79	18.0	Thin Wall XLPE Primary Cable	TAN	1960.0	-	55	1703F
25	-	-	VA92#117	3510329 R1	0.79	18.0	Thin Wall XLPE Primary Cable	TAN	1960.0	-	43	1703F
39	-	-	UJ93	3510329 R1	0.79	18.0	Thin Wall XLPE Primary Cable	TAN	1960.0	-	56	1703F
42	-	-	HW14LSD	3510368 R1	3.01	12.0	Thin Wall XLPE Primary Cable	RED	1960.0	-	12	1703F

Connector Name 1703F
Part Number 3595624C1
Instances

- B6.7 - Back-Up Alarm (Manual) W/ Tailboard:Diagram1
- B6.7 - Back-Up Alarm (Manual) W/O Tailboard:Diagram1
- B6.7 - Backup Light(Single Reverse Light) Allison 3K/4K:Diagram1-Combination1
- B6.7 - Backup Light(Single Reverse Light) Allison 3K/4K:Diagram1-Combination2
- B6.7 - CAN Layout:Powertrain Standard J1939 (500Kbps)
- B6.7 - Current Monitoring (Ammeter):Diagram1-Combination1
- B6.7 - Current Monitoring (Ammeter):Diagram1-Combination2
- B6.7 - Heating Ventilation & Air Conditioning (HVAC) Manual:Diagram1
- B6.7 - Starter Interlocks (BCM Controlled with Input from Allison 3K/4K TCM):Diagram1-Combination1
- B6.7 - Starter Interlocks (BCM Controlled with Input from Allison 3K/4K TCM):Diagram1-Combination2
- B6.7 - Transmission Power Take Off (Auto Trans Single PTO w/21 Parameters):Diagram1
- B6.7 - Transmission Power Take Off (Manual Trans Single PTO w/ 21 Parameters):Diagram1
- B6.7 - Transmission Power Take Off (Single Input configurable pull up or pull down):Diagram1
- B6.7 - Transmission Shifter (Stalk Shifter Allison):Diagram1-Combination1
- B6.7 - Transmission Shifter (Stalk Shifter Allison):Diagram1-Combination2
- B6.7 - Two Speed Axle (AirShift on Shifter):Diagram1
- B6.7 - Windshield Wipers:Diagram1
- B6.7 - WORK LIGHT W BackUP 1 BULB Option 2:Diagram1-Combination1
- B6.7 - WORK LIGHT W BackUP 1 BULB Option 2:Diagram1-Combination2
- Ground Splice Packs:Diagram1
- Ground Splice Packs - 1022 & 1023:Diagram1
- Heating Ventilation & Air Conditioning (HVAC) Auto Temp Control:Diagram1 - HVAC
- IP ZVR - 1620:Diagram1
- L9 - Backup Light (Single Reverse Light) Allison 3K/4K 07:Diagram1-Combination1
- L9 - Backup Light (Single Reverse Light) Allison 3K/4K 07:Diagram1-Combination2



L9 - Backup Lights (Single Reverse Lights) Eaton/Manual
 Trans:Diagram1-Combination1
 L9 - CAN Layout:Euro 5 Powertrain Standard J1939 (250Kbps)
 L9 - Heating Ventilation & Air Conditioning (HVAC)
 Manual:Diagram1
 L9 - Starter Interlocks (BCM Controlled with Input from Allison
 3K/4K TCM):Diagram1-Combination1
 L9 - Starter Interlocks (BCM Controlled with Input from Allison
 3K/4K TCM):Diagram1-Combination2
 L9 - Windshield Wipers:Diagram1

Mates

1703M

Name	Terminal Part Number	V-Min	Name	Wire Part Number	Wire CSA	Wire Spec	Wire Material description	Wire Color Description	Wire Length	End2 Terminal Part Number	End2 Pin Name	End2 Connector
3	-	-	QA23ED	3510329 R1	0.79	18.0	Thin Wall XLPE Primary Cable	TAN	2530.0	-	-	-
8	-	-	AA82-GJ	3510312 R1	1.16	16.0	Thin Wall XLPE Primary Cable	GREY	2080.0	-	C	A01_4500
8	-	-	AA82-GJ	3510312 R1	1.16	16.0	Thin Wall XLPE Primary Cable	GREY	2080.0	-	C	4500
8	-	-	AA82-GJ	3510312 R1	1.16	16.0	Thin Wall XLPE Primary Cable	GREY	2080.0	-	-	-
16	-	-	MH11-GBA	3510359 R1	0.79	18.0	Thin Wall XLPE Primary Cable	WHITE	1880.0	-	12	4087
16	-	-	MJ11-GBD	3510359 R1	0.79	18.0	Thin Wall XLPE Primary Cable	WHITE	2230.0	-	12	4087B

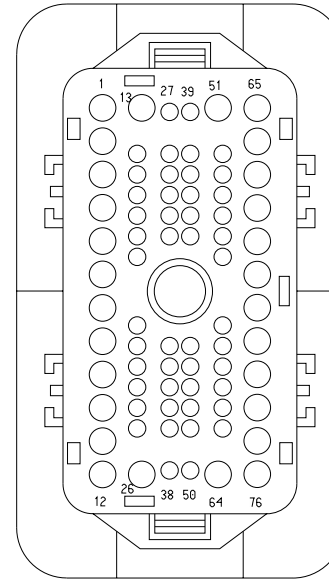
Name	Terminal Part Number	V-Min	Name	Wire Part Number	Wire CSA	Wire Spec	Wire Material description	Wire Color Description	Wire Length	End2 Terminal Part Number	End2 Pin Name	End2 Connector
16	-	-	MH11-GBA	3510359 R1	0.79	18.0	Thin Wall XLPE Primary Cable	WHITE	1880.0	-	-	-
16	-	-	MJ11-GBD	3510359 R1	0.79	18.0	Thin Wall XLPE Primary Cable	WHITE	2230.0	-	-	-
17	-	-	TB74J	3510299 R1	0.79	18.0	Thin Wall XLPE Primary Cable	LIGHT GREEN	1675.0	-	B	6202
19	-	-	SA6DBJ	3510310 R1	0.53	20.0	Thin Wall XLPE Primary Cable	GREY	1960.0	-	3	1702
20	-	-	SA77BJ	3510298 R1	0.53	20.0	Thin Wall XLPE Primary Cable	LIGHT GREEN	1960.0	-	4	1702
21	-	-	UB92#134	3510329 R1	0.79	18.0	Thin Wall XLPE Primary Cable	TAN	1960.0	-	19	1702
27	-	-	MJ26DA	2643676 R1	0.79	18.0	Std. Wall XLPE Primary Cable	TAN	2230.0	-	6	4087B
27	-	-	MH26DA	2643676 R1	0.79	18.0	Std. Wall XLPE Primary Cable	TAN	1880.0	-	6	4087

Name	Terminal Part Number	V-Min	Name	Wire Part Number	Wire CSA	Wire Spec	Wire Material description	Wire Color Description	Wire Length	End2 Terminal Part Number	End2 Pin Name	End2 Connector
28	-	-	LH92#14 1A	3510329 R1	0.79	18.0	Thin Wall XLPE Primary Cable	TAN	3365.0	-	M	J6-1606
28	-	-	UB92#14 1A	3510329 R1	0.79	18.0	Thin Wall XLPE Primary Cable	TAN	2890.0	-	M	J6-1606
28	-	-	UB92#14 1A	3510329 R1	0.79	18.0	Thin Wall XLPE Primary Cable	TAN	2890.0	-	B2	J7-1607
35	-	-	TC9AAJ	3510311 R1	0.79	18.0	Thin Wall XLPE Primary Cable	GREY	325.0	-	X	-
44	-	-	ZA71BJ	3510318 R1	1.16	16.0	Thin Wall XLPE Primary Cable	ORANGE	1960.0	-	7	1702
45	-	-	ZC92#165	3510329 R1	0.79	18.0	Thin Wall XLPE Primary Cable	TAN	1960.0	-	7	1702
45	-	-	ZJ92#165	3510329 R1	0.79	18.0	Thin Wall XLPE Primary Cable	TAN	1960.0	-	7	1702
45	-	-	ZH71AB	3510318 R1	1.16	16.0	Thin Wall XLPE Primary Cable	ORANGE	1960.0	-	7	1702
52	-	-	WIRE722 703	-	0.0	-	-	-	0.0	-	17	1702

Name	Terminal Part Number	V-Min	Name	Wire Part Number	Wire CSA	Wire Spec	Wire Material description	Wire Color Description	Wire Length	End2 Terminal Part Number	End2 Pin Name	End2 Connector
53	-	-	WIRE722702	-	0.0	-	-	-	0.0	-	11	1702
56	-	-	UJ93	3510329R1	0.79	18.0	Thin Wall XLPE Primary Cable	TAN	1960.0	-	39	1702
60	-	-	LP88J	3510299R1	0.79	18.0	Thin Wall XLPE Primary Cable	LIGHT GREEN	1960.0	-	14	1702
63	-	-	XS9AB	3510311R1	0.79	18.0	Thin Wall XLPE Primary Cable	GREY	2500.0	-	-	-
65	-	-	SA77J	2643678R1	1.16	16.0	Std. Wall XLPE Primary Cable	LIGHT GREEN	1960.0	-	10	1702
66	-	-	ZH71	3510318R1	1.16	16.0	Thin Wall XLPE Primary Cable	ORANGE	1960.0	-	6	1702
66	-	-	ZA71BA	3510318R1	1.16	16.0	Thin Wall XLPE Primary Cable	ORANGE	1960.0	-	6	1702
69	-	-	AA82KJ	3510312R1	1.16	16.0	Thin Wall XLPE Primary Cable	GREY	2080.0	-	D	A01_4500
69	-	-	AA82KJ	3510312R1	1.16	16.0	Thin Wall XLPE Primary Cable	GREY	2080.0	-	D	4500

Name	Terminal Part Number	V-Min	Name	Wire Part Number	Wire CSA	Wire Spec	Wire Material description	Wire Color Description	Wire Length	End2 Terminal Part Number	End2 Pin Name	End2 Connector
70	-	-	AA82LJ	3510312 R1	1.16	16.0	Thin Wall XLPE Primary Cable	GREY	2080.0	-	E	A01_4500
70	-	-	AA82LJ	3510312 R1	1.16	16.0	Thin Wall XLPE Primary Cable	GREY	2080.0	-	E	4500
72	-	-	AA82JJ	3510312 R1	1.16	16.0	Thin Wall XLPE Primary Cable	GREY	2080.0	-	B	A01_4500
72	-	-	AA82JJ	3510312 R1	1.16	16.0	Thin Wall XLPE Primary Cable	GREY	2080.0	-	B	4500
74	-	-	AA82DJ	3510312 R1	1.16	16.0	Thin Wall XLPE Primary Cable	GREY	2080.0	-	A	A01_4500
74	-	-	AA82DJ	3510312 R1	1.16	16.0	Thin Wall XLPE Primary Cable	GREY	2080.0	-	A	4500

Connector Name 1703F
Part Number 3595624C1
Instances 2-Way Radio:Diagram1-Combination1
2-Way Radio:Diagram1-Combination2
Ambient Air Temperature:Diagram1
B6.7 - CAN Layout:Body Standard J1939 (250Kbps)
B6.7 - Cranking (Starter) GEN4 BCM W/O Thermal
Overcrank:Diagram1
B6.7 - Engine (Control) [Cummins Euro]:Diagram1- Base
L9 - Allision without Switch and with Confirmation
Telltale:Diagram1-Combination1
L9 - Allision without Switch and with Confirmation
Telltale:Diagram1-Combination2
L9 - Back-Up Alarm (Manual) W/ Tailboard:Diagram1-
Combination1
L9 - Back-Up Alarm (Manual) W/O Tailboard:Diagram1-
Combination1
L9 - Body Builder Lighting - Combined Turn and Stop Lamps
(Manual) Option2:Diagram1-Combination1
L9 - Body Builder Lighting - Combined Turn and Stop Lamps
(Manual) Option2:Diagram1-Combination2
L9 - CAN Layout:Body Standard J1939 (250Kbps)
L9 - Cranking (Starter) GEN4 BCM W/ Thermal Overcrank -
External Switch:Diagram1-Combination1
L9 - Cranking (Starter) GEN4 BCM W/O Thermal
Overcrank:Diagram1-Combination1
L9 - Engine (Control) [Cummins Euro]:Diagram1- Base
L9 - Transmission Oil Temperature - Manual Trans:Diagram1
L9 - Transmission Oil Temperature - Manual Trans w/Aux
Gauge:Diagram1
L9 - Transmission Power Take Off (Auto Trans Single PTO w/21
Parameters):Diagram1
L9 - Transmission Power Take Off (Auto Trans with
Lectradrive):Diagram1
L9 - Transmission Power Take Off (Lectrashift PTO with Manual
Trans):Diagram1
L9 - Transmission Power Take Off (Manual Trans Single PTO w/
21 Parameters):Diagram1
L9 - Transmission Power Take Off (Single Input configurable pull
up or pull down):Diagram1
L9 - Transmission Shifter (Stalk Shifter Allison):Diagram1-
Combination1



L9 - Transmission Shifter (Stalk Shifter Allison):Diagram1-Combination2
 L9 - Two Speed Axle (AirShift on Shifter):Diagram1
 L9 - WORK LIGHT W BackUP 1 BULB:Diagram1-Combination1
 L9 - WORK LIGHT W BackUP 1 BULB:Diagram1-Combination2
 Vehicle Acceleration (w/ Two PWR Two GND & Two STS):Diagram1

Mates 1703M

Name	Terminal Part Number	V-Min	Name	Wire Part Number	Wire CSA	Wire Spec	Wire Material description	Wire Color Description	Wire Length	End2 Terminal Part Number	End2 Pin Name	End2 Connector
1	-	-	SH14HC	3510367 R1	1.91	14.0	Thin Wall XLPE Primary Cable	RED	1955.0	-	4	4060A
1	-	-	SJ14HF	3510367 R1	1.91	14.0	Thin Wall XLPE Primary Cable	RED	1955.0	-	4	4060A
2	-	-	SH11-GA	3510361 R1	1.91	14.0	Thin Wall XLPE Primary Cable	WHITE	1955.0	-	5	4060A
2	-	-	SJ11-G	3510361 R1	1.91	14.0	Thin Wall XLPE Primary Cable	WHITE	1955.0	-	5	4060A
12	-	-	HW14LSD	3510368 R1	3.01	12.0	Thin Wall XLPE Primary Cable	RED	1960.0	-	42	1702
21	-	-	UB92#134	3510329 R1	0.79	18.0	Thin Wall XLPE Primary Cable	TAN	1960.0	-	19	1702

Name	Terminal Part Number	V-Min	Name	Wire Part Number	Wire CSA	Wire Spec	Wire Material description	Wire Color Description	Wire Length	End2 Terminal Part Number	End2 Pin Name	End2 Connector
21	-	-	UL92#134	3510329 R1	0.79	18.0	Thin Wall XLPE Primary Cable	TAN	1960.0	-	19	1702
21	-	-	UD92-GCJ	3510359 R1	0.79	18.0	Thin Wall XLPE Primary Cable	WHITE	1960.0	-	19	1702
24	-	-	MC41EJ	3510329 R1	0.79	18.0	Thin Wall XLPE Primary Cable	TAN	1835.0	-	8	4060A
25	-	-	MC41	3510329 R1	0.79	18.0	Thin Wall XLPE Primary Cable	TAN	1835.0	-	3	4060A
25	-	-	MB41D	3510329 R1	0.79	18.0	Thin Wall XLPE Primary Cable	TAN	1840.0	-	18	1702
29	-	-	LA17A	3510324 R1	1.16	16.0	Thin Wall XLPE Primary Cable	PINK	1525.0	-	X	-
29	-	-	LG17BA	3510324 R1	1.16	16.0	Thin Wall XLPE Primary Cable	PINK	1840.0	-	16	1702
30	-	-	WIRE722 778	-	0.0	-	-	-	0.0	-	7	4087
30	-	-	WIRE722 782	-	0.0	-	-	-	0.0	-	7	4087B
32	-	-	WIRE722 780	-	0.0	-	-	-	0.0	-	8	4087B

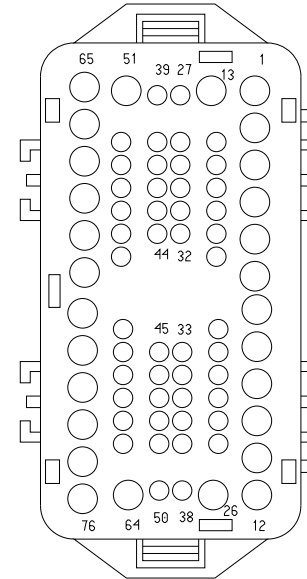
Name	Terminal Part Number	V-Min	Name	Wire Part Number	Wire CSA	Wire Spec	Wire Material description	Wire Color Description	Wire Length	End2 Terminal Part Number	End2 Pin Name	End2 Connector
32	-	-	WIRE722781	-	0.0	-	-	-	0.0	-	8	4087
35	-	-	TC9AAJ	3510311R1	0.79	18.0	Thin Wall XLPE Primary Cable	GREY	325.0	-	X	-
36	-	-	BD97BJ	3510347R1	0.79	18.0	Thin Wall XLPE Primary Cable	VIOLET	1840.0	-	23	1702
36	-	-	BE97BJ	3510347R1	0.79	18.0	Thin Wall XLPE Primary Cable	VIOLET	1840.0	-	23	1702
37	-	-	BE97WC	3510347R1	0.79	18.0	Thin Wall XLPE Primary Cable	VIOLET	1840.0	-	32	1702
38	-	-	BE97FU	3510348R1	1.16	16.0	Thin Wall XLPE Primary Cable	VIOLET	1840.0	-	30	1702
38	-	-	BD97M	3510347R1	0.79	18.0	Thin Wall XLPE Primary Cable	VIOLET	1840.0	-	30	1702
43	-	-	VA92#117	3510329R1	0.79	18.0	Thin Wall XLPE Primary Cable	TAN	1960.0	-	25	1702
44	-	-	ZA71BJ	3510318R1	1.16	16.0	Thin Wall XLPE Primary Cable	ORANGE	1960.0	-	7	1702

Name	Terminal Part Number	V-Min	Name	Wire Part Number	Wire CSA	Wire Spec	Wire Material description	Wire Color Description	Wire Length	End2 Terminal Part Number	End2 Pin Name	End2 Connector
45	-	-	ZH71AB	3510318 R1	1.16	16.0	Thin Wall XLPE Primary Cable	ORANGE	1960.0	-	7	1702
45	-	-	ZL71AA	3510329 R1	0.79	18.0	Thin Wall XLPE Primary Cable	TAN	1960.0	-	7	1702
47	-	-	BE99BJ	3510347 R1	0.79	18.0	Thin Wall XLPE Primary Cable	VIOLET	1840.0	-	28	1702
47	-	-	BD99BJ	3510347 R1	0.79	18.0	Thin Wall XLPE Primary Cable	VIOLET	1840.0	-	28	1702
48	-	-	BE97M	3510347 R1	0.79	18.0	Thin Wall XLPE Primary Cable	VIOLET	1840.0	-	33	1702
49	-	-	BE97CJ	3510347 R1	0.79	18.0	Thin Wall XLPE Primary Cable	VIOLET	1840.0	-	22	1702
49	-	-	BD97CJ	3510347 R1	0.79	18.0	Thin Wall XLPE Primary Cable	VIOLET	1840.0	-	22	1702
54	-	-	MA97FA	3510348 R1	1.16	16.0	Thin Wall XLPE Primary Cable	VIOLET	1840.0	-	37	1702

Name	Terminal Part Number	V-Min	Name	Wire Part Number	Wire CSA	Wire Spec	Wire Material description	Wire Color Description	Wire Length	End2 Terminal Part Number	End2 Pin Name	End2 Connect or
55	-	-	GX92#103	3510329 R1	0.79	18.0	Thin Wall XLPE Primary Cable	TAN	1960.0	-	21	1702
55	-	-	GZ92#103	3510329 R1	0.79	18.0	Thin Wall XLPE Primary Cable	TAN	1960.0	-	21	1702
56	-	-	UJ93	3510329 R1	0.79	18.0	Thin Wall XLPE Primary Cable	TAN	1960.0	-	39	1702
60	-	-	LP88J	3510299 R1	0.79	18.0	Thin Wall XLPE Primary Cable	LIGHT GREEN	1960.0	-	14	1702
61	-	-	NJ31	3510329 R1	0.79	18.0	Thin Wall XLPE Primary Cable	TAN	1960.0	-	13	1702

Connector Name 1703M
Part Number 3595625C1
Instances

- B6.7 - Back-Up Alarm (Manual) W/ Tailboard:Diagram1
- B6.7 - Back-Up Alarm (Manual) W/O Tailboard:Diagram1
- B6.7 - Backup Light(Single Reverse Light) Allison 3K/4K:Diagram1-Combination1
- B6.7 - Backup Light(Single Reverse Light) Allison 3K/4K:Diagram1-Combination2
- B6.7 - CAN Layout:Powertrain Standard J1939 (500Kbps)
- B6.7 - Current Monitoring (Ammeter):Diagram1-Combination1
- B6.7 - Current Monitoring (Ammeter):Diagram1-Combination2
- B6.7 - Heating Ventilation & Air Conditioning (HVAC) Manual:Diagram1
- B6.7 - Starter Interlocks (BCM Controlled with Input from Allison 3K/4K TCM):Diagram1-Combination1
- B6.7 - Starter Interlocks (BCM Controlled with Input from Allison 3K/4K TCM):Diagram1-Combination2
- B6.7 - Transmission Power Take Off (Auto Trans Single PTO w/21 Parameters):Diagram1
- B6.7 - Transmission Power Take Off (Manual Trans Single PTO w/ 21 Parameters):Diagram1
- B6.7 - Transmission Power Take Off (Single Input configurable pull up or pull down):Diagram1
- B6.7 - Transmission Shifter (Stalk Shifter Allison):Diagram1-Combination1
- B6.7 - Transmission Shifter (Stalk Shifter Allison):Diagram1-Combination2
- B6.7 - Two Speed Axle (AirShift on Shifter):Diagram1
- B6.7 - Windshield Wipers:Diagram1
- B6.7 - WORK LIGHT W BackUP 1 BULB Option 2:Diagram1-Combination1
- B6.7 - WORK LIGHT W BackUP 1 BULB Option 2:Diagram1-Combination2
- Ground Splice Packs:Diagram1
- Ground Splice Packs - 1022 & 1023:Diagram1
- Heating Ventilation & Air Conditioning (HVAC) Auto Temp Control:Diagram1 - HVAC
- IP ZVR - 1620:Diagram1
- L9 - Backup Light (Single Reverse Light) Allison 3K/4K 07:Diagram1-Combination1
- L9 - Backup Light (Single Reverse Light) Allison 3K/4K 07:Diagram1-Combination2



L9 - Backup Lights (Single Reverse Lights) Eaton/Manual
 Trans:Diagram1-Combination1
 L9 - CAN Layout:Euro 5 Powertrain Standard J1939 (250Kbps)
 L9 - Heating Ventilation & Air Conditioning (HVAC)
 Manual:Diagram1
 L9 - Starter Interlocks (BCM Controlled with Input from Allison
 3K/4K TCM):Diagram1-Combination1
 L9 - Starter Interlocks (BCM Controlled with Input from Allison
 3K/4K TCM):Diagram1-Combination2
 L9 - Windshield Wipers:Diagram1

Mates

1703F

Name	Terminal Part Number	V-Min	Name	Wire Part Number	Wire CSA	Wire Spec	Wire Material description	Wire Color Description	Wire Length	End2 Terminal Part Number	End2 Pin Name	End2 Connector
3	-	-	QA23-G	3510359 R1	0.79	18.0	Thin Wall XLPE Primary Cable	WHITE	2245.0	-	X	-
8	-	-	AE82-G	3510360 R1	1.16	16.0	Thin Wall XLPE Primary Cable	WHITE	2155.0	-	X	-
8	-	-	AD82-G	3510360 R1	1.16	16.0	Thin Wall XLPE Primary Cable	WHITE	2155.0	-	X	-
16	-	-	MH11-GBD	3510359 R1	0.79	18.0	Thin Wall XLPE Primary Cable	WHITE	1330.0	-	-	-
16	-	-	MJ11-GAD	3510359 R1	0.79	18.0	Thin Wall XLPE Primary Cable	WHITE	1330.0	-	-	-
16	-	-	MJ11-GAD	3510359 R1	0.79	18.0	Thin Wall XLPE Primary Cable	WHITE	1330.0	-	5	1023

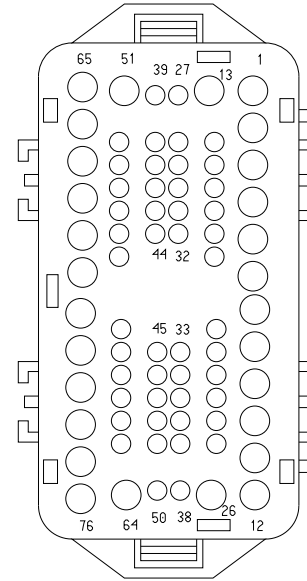
Name	Terminal Part Number	V-Min	Name	Wire Part Number	Wire CSA	Wire Spec	Wire Material description	Wire Color Description	Wire Length	End2 Terminal Part Number	End2 Pin Name	End2 Connect or
16	-	-	MH11-GBD	3510359 R1	0.79	18.0	Thin Wall XLPE Primary Cable	WHITE	1330.0	-	5	1023
17	-	-	TB74	3510299 R1	0.79	18.0	Thin Wall XLPE Primary Cable	LIGHT GREEN	3205.0	-	B5	J3-1600
19	-	-	SA6DB	3510310 R1	0.53	20.0	Thin Wall XLPE Primary Cable	GREY	3225.0	-	E6	J5-1602
20	-	-	SA77B	3510310 R1	0.53	20.0	Thin Wall XLPE Primary Cable	GREY	3205.0	-	B12	J3-1600
21	-	-	UB92#13 4A	3510329 R1	0.79	18.0	Thin Wall XLPE Primary Cable	TAN	2395.0	-	B	7900F
27	-	-	MJ26D	2643676 R1	0.79	18.0	Std. Wall XLPE Primary Cable	TAN	3445.0	-	-	-
27	-	-	MH26D	2643676 R1	0.79	18.0	Std. Wall XLPE Primary Cable	TAN	3445.0	-	-	-
28	-	-	LH92#141	3510329 R1	0.79	18.0	Thin Wall XLPE Primary Cable	TAN	1960.0	-	20	1702

Name	Terminal Part Number	V-Min	Name	Wire Part Number	Wire CSA	Wire Spec	Wire Material description	Wire Color Description	Wire Length	End2 Terminal Part Number	End2 Pin Name	End2 Connector
28	-	-	UB92#141	3510329 R1	0.79	18.0	Thin Wall XLPE Primary Cable	TAN	1960.0	-	20	1702
28	-	-	UF92#141	3510329 R1	0.79	18.0	Thin Wall XLPE Primary Cable	TAN	1960.0	-	20	1702
35	-	-	KA9AA	3510311 R1	0.79	18.0	Thin Wall XLPE Primary Cable	GREY	1915.0	-	X	-
44	-	-	ZA71BK	3510318 R1	1.16	16.0	Thin Wall XLPE Primary Cable	ORANGE	2855.0	-	-	-
45	-	-	ZC92#16 5A	3510329 R1	0.79	18.0	Thin Wall XLPE Primary Cable	TAN	3505.0	-	R2 - 85	1012
45	-	-	ZJ92#16 5A	3510329 R1	0.79	18.0	Thin Wall XLPE Primary Cable	TAN	3505.0	-	R2 - 85	1012
45	-	-	ZH71AC	3510318 R1	1.16	16.0	Thin Wall XLPE Primary Cable	ORANGE	2250.0	-	-	-
52	-	-	WIRE735 105	-	0.0	-	-	-	0.0	-	PIN1	-
52	-	-	WIRE735 103	-	0.0	-	-	-	0.0	-	PIN1	-
52	-	-	WIRE735 101	-	0.0	-	-	-	0.0	-	PIN1	-

Name	Terminal Part Number	V-Min	Name	Wire Part Number	Wire CSA	Wire Spec	Wire Material description	Wire Color Description	Wire Length	End2 Terminal Part Number	End2 Pin Name	End2 Connector
53	-	-	WIRE735104	-	0.0	-	-	-	0.0	-	PIN1	-
53	-	-	WIRE735100	-	0.0	-	-	-	0.0	-	PIN1	-
53	-	-	WIRE735102	-	0.0	-	-	-	0.0	-	PIN1	-
56	-	-	UJ93A	3510329 R1	0.79	18.0	Thin Wall XLPE Primary Cable	TAN	3225.0	-	F11	J5-1602
60	-	-	LP88	3510299 R1	0.79	18.0	Thin Wall XLPE Primary Cable	LIGHT GREEN	3225.0	-	E9	J5-1602
63	-	-	XS9AC	3510311 R1	0.79	18.0	Thin Wall XLPE Primary Cable	GREY	2085.0	-	C	1620
65	-	-	SA77	2643678 R1	1.16	16.0	Std. Wall XLPE Primary Cable	LIGHT GREEN	2865.0	-	C	J1-1603
66	-	-	ZH71AA	3510318 R1	1.16	16.0	Thin Wall XLPE Primary Cable	ORANGE	3620.0	-	-	-
66	-	-	ZA71BB	3510318 R1	1.16	16.0	Thin Wall XLPE Primary Cable	ORANGE	3620.0	-	-	-
69	-	-	AA82K	3510312 R1	1.16	16.0	Thin Wall XLPE Primary Cable	GREY	3410.0	-	R5 - 87	1011

Name	Terminal Part Number	V-Min	Name	Wire Part Number	Wire CSA	Wire Spec	Wire Material description	Wire Color Description	Wire Length	End2 Terminal Part Number	End2 Pin Name	End2 Connector
70	-	-	AA82L	3510312 R1	1.16	16.0	Thin Wall XLPE Primary Cable	GREY	3410.0	-	R5 - 87A	1011
72	-	-	AA82J	3510312 R1	1.16	16.0	Thin Wall XLPE Primary Cable	GREY	3410.0	-	R2 - 87A	1011
74	-	-	AA82D	3510312 R1	1.16	16.0	Thin Wall XLPE Primary Cable	GREY	3185.0	-	X	-

Connector Name 1703M
Part Number 3595625C1
Instances 2-Way Radio:Diagram1-Combination1
2-Way Radio:Diagram1-Combination2
Ambient Air Temperature:Diagram1
B6.7 - CAN Layout:Body Standard J1939 (250Kbps)
B6.7 - Cranking (Starter) GEN4 BCM W/O Thermal
Overcrank:Diagram1
B6.7 - Engine (Control) [Cummins Euro]:Diagram1- Base
L9 - Allision without Switch and with Confirmation
Telltale:Diagram1-Combination1
L9 - Allision without Switch and with Confirmation
Telltale:Diagram1-Combination2
L9 - Back-Up Alarm (Manual) W/ Tailboard:Diagram1-
Combination1
L9 - Back-Up Alarm (Manual) W/O Tailboard:Diagram1-
Combination1
L9 - Body Builder Lighting - Combined Turn and Stop Lamps
(Manual) Option2:Diagram1-Combination1
L9 - Body Builder Lighting - Combined Turn and Stop Lamps
(Manual) Option2:Diagram1-Combination2
L9 - CAN Layout:Body Standard J1939 (250Kbps)
L9 - Cranking (Starter) GEN4 BCM W/ Thermal Overcrank -
External Switch:Diagram1-Combination1
L9 - Cranking (Starter) GEN4 BCM W/O Thermal
Overcrank:Diagram1-Combination1
L9 - Engine (Control) [Cummins Euro]:Diagram1- Base
L9 - Transmission Oil Temperature - Manual Trans:Diagram1
L9 - Transmission Oil Temperature - Manual Trans w/Aux
Gauge:Diagram1
L9 - Transmission Power Take Off (Auto Trans Single PTO w/21
Parameters):Diagram1
L9 - Transmission Power Take Off (Auto Trans with
Lectradrive):Diagram1
L9 - Transmission Power Take Off (Lectrashift PTO with Manual
Trans):Diagram1
L9 - Transmission Power Take Off (Manual Trans Single PTO w/
21 Parameters):Diagram1
L9 - Transmission Power Take Off (Single Input configurable pull
up or pull down):Diagram1
L9 - Transmission Shifter (Stalk Shifter Allison):Diagram1-
Combination1



L9 - Transmission Shifter (Stalk Shifter Allison):Diagram1-Combination2
 L9 - Two Speed Axle (AirShift on Shifter):Diagram1
 L9 - WORK LIGHT W BackUP 1 BULB:Diagram1-Combination1
 L9 - WORK LIGHT W BackUP 1 BULB:Diagram1-Combination2
 Vehicle Acceleration (w/ Two PWR Two GND & Two STS):Diagram1

Mates 1703F

Name	Terminal Part Number	V-Min	Name	Wire Part Number	Wire CSA	Wire Spec	Wire Material description	Wire Color Description	Wire Length	End2 Terminal Part Number	End2 Pin Name	End2 Connector
1	-	-	SH14HCA	3510367 R1	1.91	14.0	Thin Wall XLPE Primary Cable	RED	4280.0	-	A	1913
1	-	-	SJ14HFA	3510367 R1	1.91	14.0	Thin Wall XLPE Primary Cable	RED	2785.0	-	A	6900
2	-	-	SH11-GAP	3510361 R1	1.91	14.0	Thin Wall XLPE Primary Cable	WHITE	4280.0	-	C	1913
2	-	-	SJ11-GA	3510361 R1	1.91	14.0	Thin Wall XLPE Primary Cable	WHITE	2785.0	-	B	6900
12	-	-	HW14LSC	3510368 R1	3.01	12.0	Thin Wall XLPE Primary Cable	RED	2065.0	-	4	1873
21	-	-	UB92#13 4A	3510329 R1	0.79	18.0	Thin Wall XLPE Primary Cable	TAN	2395.0	-	B	7900F

Name	Terminal Part Number	V-Min	Name	Wire Part Number	Wire CSA	Wire Spec	Wire Material description	Wire Color Description	Wire Length	End2 Terminal Part Number	End2 Pin Name	End2 Connector
24	-	-	MC41E	3510329 R1	0.79	18.0	Thin Wall XLPE Primary Cable	TAN	2785.0	-	F	3200M
24	-	-	MB41EJ	3510329 R1	0.79	18.0	Thin Wall XLPE Primary Cable	TAN	2785.0	-	F	3200M
25	-	-	MC41D	3510329 R1	0.79	18.0	Thin Wall XLPE Primary Cable	TAN	2785.0	-	E	3200M
25	-	-	MB41DJ	3510329 R1	0.79	18.0	Thin Wall XLPE Primary Cable	TAN	2785.0	-	E	3200M
29	-	-	LA17	3510324 R1	1.16	16.0	Thin Wall XLPE Primary Cable	PINK	3365.0	-	T	1606
29	-	-	LG17	3510324 R1	1.16	16.0	Thin Wall XLPE Primary Cable	PINK	3365.0	-	T	1606
30	-	-	WIRE722 775	-	0.0	-	-	-	0.0	-	L	1025
32	-	-	WIRE722 776	-	0.0	-	-	-	0.0	-	B	1025
35	-	-	KA9AA	3510311 R1	0.79	18.0	Thin Wall XLPE Primary Cable	GREY	1915.0	-	X	-

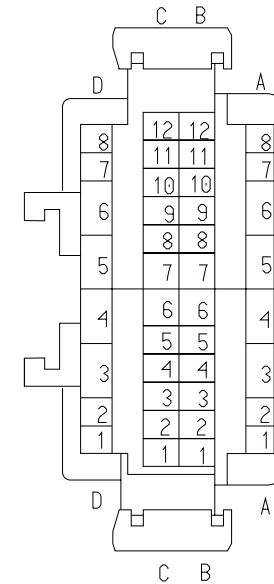
Name	Terminal Part Number	V-Min	Name	Wire Part Number	Wire CSA	Wire Spec	Wire Material description	Wire Color Description	Wire Length	End2 Terminal Part Number	End2 Pin Name	End2 Connector
36	-	-	BE97B	3510347 R1	0.79	18.0	Thin Wall XLPE Primary Cable	VIOLET	2270.0	-	B4	1800
36	-	-	BD97B	3510347 R1	0.79	18.0	Thin Wall XLPE Primary Cable	VIOLET	2270.0	-	B4	1800
37	-	-	BE97WD	3510347 R1	0.79	18.0	Thin Wall XLPE Primary Cable	VIOLET	2270.0	-	B6	1800
37	-	-	BD97NA	3510347 R1	0.79	18.0	Thin Wall XLPE Primary Cable	VIOLET	2270.0	-	B6	1800
38	-	-	BE97F	3510348 R1	1.16	16.0	Thin Wall XLPE Primary Cable	VIOLET	2270.0	-	B5	1800
38	-	-	BD97MA	3510347 R1	0.79	18.0	Thin Wall XLPE Primary Cable	VIOLET	2270.0	-	B5	1800
43	-	-	VA92#11 7C	3510329 R1	0.79	18.0	Thin Wall XLPE Primary Cable	TAN	3410.0	-	R3 - 87	1011
44	-	-	ZA71BK	3510318 R1	1.16	16.0	Thin Wall XLPE Primary Cable	ORANGE	2855.0	-	-	-

Name	Terminal Part Number	V-Min	Name	Wire Part Number	Wire CSA	Wire Spec	Wire Material description	Wire Color Description	Wire Length	End2 Terminal Part Number	End2 Pin Name	End2 Connector
45	-	-	ZH71AC	3510318 R1	1.16	16.0	Thin Wall XLPE Primary Cable	ORANGE	2250.0	-	-	-
47	-	-	BE99B	3510347 R1	0.79	18.0	Thin Wall XLPE Primary Cable	VIOLET	2270.0	-	C4	1800
47	-	-	BD99B	3510347 R1	0.79	18.0	Thin Wall XLPE Primary Cable	VIOLET	2270.0	-	C4	1800
48	-	-	BE97MA	3510347 R1	0.79	18.0	Thin Wall XLPE Primary Cable	VIOLET	2270.0	-	C6	1800
48	-	-	BD99DA	3510347 R1	0.79	18.0	Thin Wall XLPE Primary Cable	VIOLET	2270.0	-	C6	1800
49	-	-	BD97C	3510347 R1	0.79	18.0	Thin Wall XLPE Primary Cable	VIOLET	2270.0	-	C5	1800
49	-	-	BE97C	3510347 R1	0.79	18.0	Thin Wall XLPE Primary Cable	VIOLET	2270.0	-	C5	1800
54	-	-	MA97F	3510348 R1	1.16	16.0	Thin Wall XLPE Primary Cable	VIOLET	3620.0	-	-	-

Name	Terminal Part Number	V-Min	Name	Wire Part Number	Wire CSA	Wire Spec	Wire Material description	Wire Color Description	Wire Length	End2 Terminal Part Number	End2 Pin Name	End2 Connector
55	-	-	GZ92#10 3C	3510329 R1	0.79	18.0	Thin Wall XLPE Primary Cable	TAN	2355.0	-	X	-
55	-	-	GX92#10 3B	3510329 R1	0.79	18.0	Thin Wall XLPE Primary Cable	TAN	3410.0	-	R3 - 30	1011
56	-	-	UJ93A	3510329 R1	0.79	18.0	Thin Wall XLPE Primary Cable	TAN	3225.0	-	F11	J5-1602
60	-	-	LP88	3510299 R1	0.79	18.0	Thin Wall XLPE Primary Cable	LIGHT GREEN	3225.0	-	E9	J5-1602
61	-	-	NJ31J	3510329 R1	0.79	18.0	Thin Wall XLPE Primary Cable	TAN	3205.0	-	B7	J3-1600

Connector Name 1800F
 Part Number 3612512C1
 Short Description CAB HARNESS CONNECTOR
 Instances

- B6.7 - Adjustable Engine Speed Control (PTO) 4-pin:Diagram1
- B6.7 - Adjustable Engine Speed Control (PTO) 10-pin:Diagram1-Combination1
- B6.7 - Adjustable Engine Speed Control (PTO) 10-pin:Diagram1-Combination2
- B6.7 - City Horn (W/ 4PIN CLK & P. Brake):Diagram1-Combination1
- B6.7 - City Horn (W/ 4PIN CLK & P. Brake):Diagram1-Combination2
- B6.7 - City Horn (W/ 4PIN CLK):Diagram1-Combination1
- B6.7 - City Horn (W/ 4PIN CLK):Diagram1-Combination2
- B6.7 - Clutch Monitoring (High and Low Switch to BCM):Diagram1
- B6.7 - Directional Signal (Turn) W/ Single Tail Board W/Hazard SW:Diagram1
- B6.7 - Headlights W 10PIN CLK W/LOWW W/O Interrupt:Diagram1-Combination1
- B6.7 - Headlights W 10PIN CLK W/LOWW W/O Interrupt:Diagram1-Combination2
- B6.7 - Headlights W/O Lights ON with wipers (LOWW) W/ Headlights Interrupt:Diagram1-Combination1
- B6.7 - Headlights W/O Lights ON with wipers (LOWW) W/ Headlights Interrupt:Diagram1-Combination2
- B6.7 - Headlights W/O Lights ON With Wipers (LOWW) W/O Headlights Interrupt:Diagram1-Combination1
- B6.7 - Headlights W/O Lights ON With Wipers (LOWW) W/O Headlights Interrupt:Diagram1-Combination2
- B6.7 - Service Brake Switch:Diagram1
- B6.7 - Windshield Washer Pump:Diagram1-Combination1
- B6.7 - Windshield Washer Pump:Diagram1-Combination2
- B6.7 - Windshield Washer Pump & Low Fluid Sensor:Diagram1-Combination1
- B6.7 - Windshield Washer Pump & Low Fluid Sensor:Diagram1-Combination2
- B6.7 - Windshield Wipers:Diagram1
- Compressed Air Supply:Diagram1
- Cruise Control (W/ One Telltale 4 Pin):Diagram1-Combination1
- Cruise Control (W/ One Telltale 4 Pin):Diagram1-Combination2
- Cruise Control (W/ One Telltale 10 Pin):Diagram1-Combination1
- Cruise Control (W/ One Telltale 10 Pin):Diagram1-Combination2



Ground Splice Packs:Diagram1
L9 - Adjustable Engine Speed Control (PTO) 4-pin:Diagram1
L9 - Adjustable Engine Speed Control (PTO) 10-pin:Diagram1-
Combination1
L9 - Adjustable Engine Speed Control (PTO) 10-pin:Diagram1-
Combination2
L9 - Clutch Monitoring (High and Low Switch to BCM):Diagram1
L9 - Directional Signal (Turn) W/ LED BOX LAMPS:Diagram1
L9 - Headlights W 10PIN CLK W/LOWW W/Interrupt:Diagram1-
Combination1
L9 - Headlights W 10PIN CLK W/LOWW W/Interrupt:Diagram1-
Combination2
L9 - Headlights W 10PIN CLK W/LOWW W/O
Interrupt:Diagram1-Combination1
L9 - Headlights W 10PIN CLK W/LOWW W/O
Interrupt:Diagram1-Combination2
L9 - PARK LIGHTS - W/Marker Interrupt 4 pin
clockspring:Diagram1-Combination1
L9 - PARK LIGHTS - W/Marker Interrupt 4 pin
clockspring:Diagram1-Combination2
L9 - PARK LIGHTS - W/Marker Interrupt 10pin
CLKSPRING:Diagram1-Combination1
L9 - PARK LIGHTS - W/Marker Interrupt 10pin
CLKSPRING:Diagram1-Combination2
L9 - Windshield Washer Pump:Diagram1-Combination1
L9 - Windshield Washer Pump:Diagram1-Combination2
L9 - Windshield Washer Pump & Low Fluid Sensor:Diagram1-
Combination1
L9 - Windshield Washer Pump & Low Fluid Sensor:Diagram1-
Combination2
L9 - Windshield Wipers:Diagram1
Park Brake Control (Monitoring) (GEN IV BCM):Diagram1
Park Brake Control (Monitoring) (W/Vehicle Speed):Diagram1
Park Brake Controls (Monitoring) W (Door Switch City
Horn):Diagram1
Vehicle Speed Control (Cruise Control) 4 Pin:Diagram1
Vehicle Speed Control (Cruise Control) 10 Pin:Diagram1

Mates

1800

Name	Terminal Part Number	V-Min	Name	Wire Part Number	Wire CSA	Wire Spec	Wire Material description	Wire Color Description	Wire Length	End2 Terminal Part Number	End2 Pin Name	End2 Connector
A1	-	-	BB56A	3510317 R1	0.79	18.0	Thin Wall XLPE Primary Cable	ORANGE	1065.0	-	1	1810
A1	-	-	BB56A	3510317 R1	0.79	18.0	Thin Wall XLPE Primary Cable	ORANGE	1065.0	-	1	1801
A2	-	-	BB57A	3510317 R1	0.79	18.0	Thin Wall XLPE Primary Cable	ORANGE	1065.0	-	2	1810
A2	-	-	BB57A	3510317 R1	0.79	18.0	Thin Wall XLPE Primary Cable	ORANGE	1065.0	-	2	1801
A3	-	-	CA11-GAA	2643674 R1	0.79	18.0	Std. Wall XLPE Primary Cable	WHITE	550.0	-	X	-
A3	-	-	BE11-GAA	3510359 R1	0.79	18.0	Thin Wall XLPE Primary Cable	WHITE	550.0	-	X	-
A3	-	-	BL11-GAA	2643674 R1	0.79	18.0	Std. Wall XLPE Primary Cable	WHITE	550.0	-	X	-
A3	-	-	BF11-GAA	3510359 R1	0.79	18.0	Thin Wall XLPE Primary Cable	WHITE	1065.0	-	6	1810

Name	Terminal Part Number	V-Min	Name	Wire Part Number	Wire CSA	Wire Spec	Wire Material description	Wire Color Description	Wire Length	End2 Terminal Part Number	End2 Pin Name	End2 Connector
A3	-	-	BG11-GAA	3510359 R1	0.79	18.0	Thin Wall XLPE Primary Cable	WHITE	1065.0	-	6	1810
A3	-	-	CB11-GAA	3510359 R1	0.79	18.0	Thin Wall XLPE Primary Cable	WHITE	1065.0	-	6	1810
A3	-	-	BG11-GAA	3510359 R1	0.79	18.0	Thin Wall XLPE Primary Cable	WHITE	1065.0	-	6	1801
A3	-	-	CB11-GAA	3510359 R1	0.79	18.0	Thin Wall XLPE Primary Cable	WHITE	1065.0	-	-	-
A3	-	-	BF11-GAA	3510359 R1	0.79	18.0	Thin Wall XLPE Primary Cable	WHITE	1065.0	-	-	-
A3	-	-	BE11-GAA	3510359 R1	0.79	18.0	Thin Wall XLPE Primary Cable	WHITE	550.0	-	-	-
A3	-	-	BL11-GAA	2643674 R1	0.79	18.0	Std. Wall XLPE Primary Cable	WHITE	550.0	-	-	-
A3	-	-	BG11-GAA	3510359 R1	0.79	18.0	Thin Wall XLPE Primary Cable	WHITE	1065.0	-	-	-

Name	Terminal Part Number	V-Min	Name	Wire Part Number	Wire CSA	Wire Spec	Wire Material description	Wire Color Description	Wire Length	End2 Terminal Part Number	End2 Pin Name	End2 Connector
A3	-	-	CA11-GAA	2643674 R1	0.79	18.0	Std. Wall XLPE Primary Cable	WHITE	550.0	-	-	-
A4	-	-	CF9V	3510311 R1	0.79	18.0	Thin Wall XLPE Primary Cable	GREY	450.0	-	X	-
A4	-	-	CB9V	2643673 R1	0.79	18.0	Std. Wall XLPE Primary Cable	GREY	450.0	-	X	-
A4	-	-	CE9V	3510311 R1	0.79	18.0	Thin Wall XLPE Primary Cable	GREY	450.0	-	X	-
A4	-	-	CA9V	2643673 R1	0.79	18.0	Std. Wall XLPE Primary Cable	GREY	450.0	-	X	-
A4	-	-	BX9V	3510311 R1	0.79	18.0	Thin Wall XLPE Primary Cable	GREY	450.0	-	X	-
A4	-	-	CD9V	3510311 R1	0.79	18.0	Thin Wall XLPE Primary Cable	GREY	450.0	-	X	-
A4	-	-	CC9V	3510311 R1	0.79	18.0	Thin Wall XLPE Primary Cable	GREY	450.0	-	X	-

Name	Terminal Part Number	V-Min	Name	Wire Part Number	Wire CSA	Wire Spec	Wire Material description	Wire Color Description	Wire Length	End2 Terminal Part Number	End2 Pin Name	End2 Connect or
A4	-	-	BL9V	2643673 R1	0.79	18.0	Std. Wall XLPE Primary Cable	GREY	450.0	-	X	-
A4	-	-	BG9V	2643673 R1	0.79	18.0	Std. Wall XLPE Primary Cable	GREY	450.0	-	X	-
A4	-	-	BV9V	3510311 R1	0.79	18.0	Thin Wall XLPE Primary Cable	GREY	450.0	-	X	-
A4	-	-	BZ9V	3510311 R1	0.79	18.0	Thin Wall XLPE Primary Cable	GREY	450.0	-	X	-
A4	-	-	BW9V	3510311 R1	0.79	18.0	Thin Wall XLPE Primary Cable	GREY	450.0	-	X	-
A5	-	-	BB87A	3510311 R1	0.79	18.0	Thin Wall XLPE Primary Cable	GREY	1065.0	-	12	1810
A5	-	-	BB87A	3510311 R1	0.79	18.0	Thin Wall XLPE Primary Cable	GREY	1065.0	-	12	1801
A6	-	-	BL70A	3510317 R1	0.79	18.0	Thin Wall XLPE Primary Cable	ORANGE	775.0	-	C	1806

Name	Terminal Part Number	V-Min	Name	Wire Part Number	Wire CSA	Wire Spec	Wire Material description	Wire Color Description	Wire Length	End2 Terminal Part Number	End2 Pin Name	End2 Connector
A7	-	-	BB52A	3510335 R1	0.79	18.0	Thin Wall XLPE Primary Cable	YELLOW 2	1065.0	-	3	1810
A8	-	-	BB102A	3510335 R1	0.79	18.0	Thin Wall XLPE Primary Cable	YELLOW 2	1065.0	-	4	1810
B1	-	-	BB82B	3510311 R1	0.79	18.0	Thin Wall XLPE Primary Cable	GREY	1065.0	-	5	1810
B1	-	-	BB82B	3510311 R1	0.79	18.0	Thin Wall XLPE Primary Cable	GREY	1065.0	-	5	1801
B2	-	-	CB40A	3510311 R1	0.79	18.0	Thin Wall XLPE Primary Cable	GREY	800.0	-	C	1812
B2	-	-	BG40A	3510311 R1	0.79	18.0	Thin Wall XLPE Primary Cable	GREY	800.0	-	C	1812
B2	-	-	BL40A	3510311 R1	0.79	18.0	Thin Wall XLPE Primary Cable	GREY	800.0	-	C	1812
B2	-	-	CA40A	3510311 R1	0.79	18.0	Thin Wall XLPE Primary Cable	GREY	800.0	-	C	1812

Name	Terminal Part Number	V-Min	Name	Wire Part Number	Wire CSA	Wire Spec	Wire Material description	Wire Color Description	Wire Length	End2 Terminal Part Number	End2 Pin Name	End2 Connector
B3	-	-	BZ6HB	3510311 R1	0.79	18.0	Thin Wall XLPE Primary Cable	GREY	650.0	-	B	1811
B3	-	-	CA6H	2643673 R1	0.79	18.0	Std. Wall XLPE Primary Cable	GREY	550.0	-	X	-
B3	-	-	CC6HB	3510311 R1	0.79	18.0	Thin Wall XLPE Primary Cable	GREY	650.0	-	B	1811
B3	-	-	BL6H	2643673 R1	0.79	18.0	Std. Wall XLPE Primary Cable	GREY	550.0	-	X	-
B3	-	-	CE6HB	3510311 R1	0.79	18.0	Thin Wall XLPE Primary Cable	GREY	650.0	-	B	1811
B3	-	-	BG6H	2643673 R1	0.79	18.0	Std. Wall XLPE Primary Cable	GREY	550.0	-	X	-
B3	-	-	BW6HB	3510311 R1	0.79	18.0	Thin Wall XLPE Primary Cable	GREY	650.0	-	B	1811
B3	-	-	CB6H	2643673 R1	0.79	18.0	Std. Wall XLPE Primary Cable	GREY	550.0	-	X	-

Name	Terminal Part Number	V-Min	Name	Wire Part Number	Wire CSA	Wire Spec	Wire Material description	Wire Color Description	Wire Length	End2 Terminal Part Number	End2 Pin Name	End2 Connector
B7	-	-	BZ44BB	3510311 R1	0.79	18.0	Thin Wall XLPE Primary Cable	GREY	725.0	-	C	1808
B9	-	-	BG70	3510317 R1	0.79	18.0	Thin Wall XLPE Primary Cable	ORANGE	775.0	-	C	1806
B10	-	-	BF85B	3510310 R1	0.53	20.0	Thin Wall XLPE Primary Cable	GREY	1125.0	-	B	1809
B10	-	-	CB85B	3510310 R1	0.53	20.0	Thin Wall XLPE Primary Cable	GREY	1125.0	-	B	1809
B10	-	-	BG85B	3510310 R1	0.53	20.0	Thin Wall XLPE Primary Cable	GREY	1125.0	-	B	1809
B11	-	-	BL100	3510310 R1	0.53	20.0	Thin Wall XLPE Primary Cable	GREY	1125.0	-	2	1802
B11	-	-	BX100	3510310 R1	0.53	20.0	Thin Wall XLPE Primary Cable	GREY	1125.0	-	2	1802
B11	-	-	CA100	3510310 R1	0.53	20.0	Thin Wall XLPE Primary Cable	GREY	1125.0	-	2	1802

Name	Terminal Part Number	V-Min	Name	Wire Part Number	Wire CSA	Wire Spec	Wire Material description	Wire Color Description	Wire Length	End2 Terminal Part Number	End2 Pin Name	End2 Connector
B11	-	-	BZ100	3510310 R1	0.53	20.0	Thin Wall XLPE Primary Cable	GREY	1125.0	-	2	1802
B11	-	-	CC100	3510310 R1	0.53	20.0	Thin Wall XLPE Primary Cable	GREY	1125.0	-	2	1802
B11	-	-	CD100	3510310 R1	0.53	20.0	Thin Wall XLPE Primary Cable	GREY	1125.0	-	2	1802
B12	-	-	BX97	3510310 R1	0.53	20.0	Thin Wall XLPE Primary Cable	GREY	1125.0	-	1	1802
B12	-	-	BZ97	3510310 R1	0.53	20.0	Thin Wall XLPE Primary Cable	GREY	1125.0	-	1	1802
B12	-	-	BL97	3510310 R1	0.53	20.0	Thin Wall XLPE Primary Cable	GREY	1125.0	-	1	1802
B12	-	-	CA97	3510310 R1	0.53	20.0	Thin Wall XLPE Primary Cable	GREY	1125.0	-	1	1802
B12	-	-	CC97	3510310 R1	0.53	20.0	Thin Wall XLPE Primary Cable	GREY	1125.0	-	1	1802

Name	Terminal Part Number	V-Min	Name	Wire Part Number	Wire CSA	Wire Spec	Wire Material description	Wire Color Description	Wire Length	End2 Terminal Part Number	End2 Pin Name	End2 Connector
B12	-	-	CD97	3510310 R1	0.53	20.0	Thin Wall XLPE Primary Cable	GREY	1125.0	-	1	1802
B12	-	-	CC97	3510310 R1	0.53	20.0	Thin Wall XLPE Primary Cable	GREY	1125.0	-	-	-
B12	-	-	BF97	3510310 R1	0.53	20.0	Thin Wall XLPE Primary Cable	GREY	1125.0	-	A	1809
B12	-	-	BX97	3510310 R1	0.53	20.0	Thin Wall XLPE Primary Cable	GREY	1125.0	-	-	-
B12	-	-	BL97	3510310 R1	0.53	20.0	Thin Wall XLPE Primary Cable	GREY	1125.0	-	-	-
B12	-	-	CB97	3510310 R1	0.53	20.0	Thin Wall XLPE Primary Cable	GREY	1125.0	-	A	1809
B12	-	-	BG97	3510310 R1	0.53	20.0	Thin Wall XLPE Primary Cable	GREY	1125.0	-	A	1809
B12	-	-	CA97	3510310 R1	0.53	20.0	Thin Wall XLPE Primary Cable	GREY	1125.0	-	-	-

Name	Terminal Part Number	V-Min	Name	Wire Part Number	Wire CSA	Wire Spec	Wire Material description	Wire Color Description	Wire Length	End2 Terminal Part Number	End2 Pin Name	End2 Connector
B12	-	-	CD97	3510310 R1	0.53	20.0	Thin Wall XLPE Primary Cable	GREY	1125.0	-	-	-
B12	-	-	BZ97	3510310 R1	0.53	20.0	Thin Wall XLPE Primary Cable	GREY	1125.0	-	-	-
B12	-	-	BF97	3510310 R1	0.53	20.0	Thin Wall XLPE Primary Cable	GREY	1125.0	-	-	-
B12	-	-	CB97	3510310 R1	0.53	20.0	Thin Wall XLPE Primary Cable	GREY	1125.0	-	-	-
B12	-	-	BG97	3510310 R1	0.53	20.0	Thin Wall XLPE Primary Cable	GREY	1125.0	-	-	-
C1	-	-	BB82A	3510311 R1	0.79	18.0	Thin Wall XLPE Primary Cable	GREY	1065.0	-	11	1810
C1	-	-	BB82A	3510311 R1	0.79	18.0	Thin Wall XLPE Primary Cable	GREY	1065.0	-	11	1801
C9	-	-	BB82	3510311 R1	0.79	18.0	Thin Wall XLPE Primary Cable	GREY	1065.0	-	8	1810

Name	Terminal Part Number	V-Min	Name	Wire Part Number	Wire CSA	Wire Spec	Wire Material description	Wire Color Description	Wire Length	End2 Terminal Part Number	End2 Pin Name	End2 Connector
C9	-	-	BB82	3510311 R1	0.79	18.0	Thin Wall XLPE Primary Cable	GREY	1065.0	-	8	1801
C11	-	-	CB97A	2643718 R1	0.79	18.0	Std. Wall XLPE Primary Cable	VIOLET	550.0	-	C	1811
C11	-	-	CE97A	2643718 R1	0.79	18.0	Std. Wall XLPE Primary Cable	VIOLET	550.0	-	C	1807
C11	-	-	CD97A	2643718 R1	0.79	18.0	Std. Wall XLPE Primary Cable	VIOLET	550.0	-	C	1807
C11	-	-	CA97A	2643718 R1	0.79	18.0	Std. Wall XLPE Primary Cable	VIOLET	550.0	-	C	1807
C11	-	-	CF97A	2643718 R1	0.79	18.0	Std. Wall XLPE Primary Cable	VIOLET	550.0	-	C	1807
C11	-	-	CB97A	2643718 R1	0.79	18.0	Std. Wall XLPE Primary Cable	VIOLET	550.0	-	C	1807
C11	-	-	CC97A	2643718 R1	0.79	18.0	Std. Wall XLPE Primary Cable	VIOLET	550.0	-	C	1807

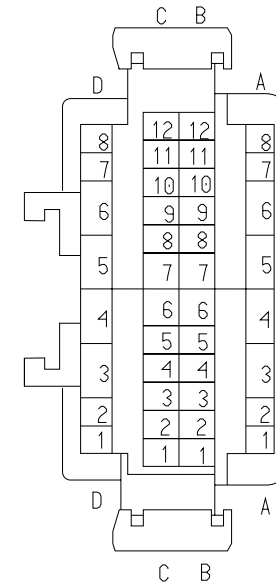
Name	Terminal Part Number	V-Min	Name	Wire Part Number	Wire CSA	Wire Spec	Wire Material description	Wire Color Description	Wire Length	End2 Terminal Part Number	End2 Pin Name	End2 Connector
C12	-	-	CC40	3510311 R1	0.79	18.0	Thin Wall XLPE Primary Cable	GREY	650.0	-	C	1811
C12	-	-	BW40	3510311 R1	0.79	18.0	Thin Wall XLPE Primary Cable	GREY	650.0	-	C	1811
C12	-	-	CA40	3510311 R1	0.79	18.0	Thin Wall XLPE Primary Cable	GREY	650.0	-	C	1811
C12	-	-	CE40	3510311 R1	0.79	18.0	Thin Wall XLPE Primary Cable	GREY	650.0	-	C	1811
C12	-	-	CB40	3510311 R1	0.79	18.0	Thin Wall XLPE Primary Cable	GREY	650.0	-	C	1811
C12	-	-	BL40	3510311 R1	0.79	18.0	Thin Wall XLPE Primary Cable	GREY	650.0	-	C	1811
C12	-	-	BG40	3510311 R1	0.79	18.0	Thin Wall XLPE Primary Cable	GREY	650.0	-	C	1811
C12	-	-	BZ40	3510311 R1	0.79	18.0	Thin Wall XLPE Primary Cable	GREY	650.0	-	C	1811

Name	Terminal Part Number	V-Min	Name	Wire Part Number	Wire CSA	Wire Spec	Wire Material description	Wire Color Description	Wire Length	End2 Terminal Part Number	End2 Pin Name	End2 Connector
D3	-	-	BE62DD	3510352 R1	0.53	20.0	Thin Wall XLPE Primary Cable	DARK BLUE	1125.0	-	5	1802
D3	-	-	CA62DD	3510352 R1	0.53	20.0	Thin Wall XLPE Primary Cable	DARK BLUE	1125.0	-	5	1802
D3	-	-	BL62DD	3510352 R1	0.53	20.0	Thin Wall XLPE Primary Cable	DARK BLUE	1125.0	-	5	1802
D3	-	-	BG62DD	3510352 R1	0.53	20.0	Thin Wall XLPE Primary Cable	DARK BLUE	1125.0	-	C	1809
D3	-	-	BF62DD	3510352 R1	0.53	20.0	Thin Wall XLPE Primary Cable	DARK BLUE	1125.0	-	C	1809
D3	-	-	CB62DD	3510352 R1	0.53	20.0	Thin Wall XLPE Primary Cable	DARK BLUE	1125.0	-	C	1809
D3	-	-	AB62DD	3510353 R1	0.79	18.0	Thin Wall XLPE Primary Cable	DARK BLUE	885.0	-	X	-
D3	-	-	AC62DD	3510353 R1	0.79	18.0	Thin Wall XLPE Primary Cable	DARK BLUE	885.0	-	X	-

Name	Terminal Part Number	V-Min	Name	Wire Part Number	Wire CSA	Wire Spec	Wire Material description	Wire Color Description	Wire Length	End2 Terminal Part Number	End2 Pin Name	End2 Connector
D7	-	-	CD17J	3510323 R1	0.79	18.0	Thin Wall XLPE Primary Cable	PINK	550.0	-	A	1811
D7	-	-	CD17J	3510323 R1	0.79	18.0	Thin Wall XLPE Primary Cable	PINK	550.0	-	A	1807
D7	-	-	CF17J	3510323 R1	0.79	18.0	Thin Wall XLPE Primary Cable	PINK	550.0	-	A	1807
D7	-	-	CC17J	3510323 R1	0.79	18.0	Thin Wall XLPE Primary Cable	PINK	550.0	-	A	1807
D7	-	-	CE17J	3510323 R1	0.79	18.0	Thin Wall XLPE Primary Cable	PINK	550.0	-	A	1807
D7	-	-	CB17J	3510323 R1	0.79	18.0	Thin Wall XLPE Primary Cable	PINK	550.0	-	A	1807
D7	-	-	CA17J	3510323 R1	0.79	18.0	Thin Wall XLPE Primary Cable	PINK	550.0	-	A	1807
D8	-	-	CB17H	3510323 R1	0.79	18.0	Thin Wall XLPE Primary Cable	PINK	550.0	-	B	1811

Name	Terminal Part Number	V-Min	Name	Wire Part Number	Wire CSA	Wire Spec	Wire Material description	Wire Color Description	Wire Length	End2 Terminal Part Number	End2 Pin Name	End2 Connector
D8	-	-	CA17H	3510323 R1	0.79	18.0	Thin Wall XLPE Primary Cable	PINK	550.0	-	B	1807
D8	-	-	CE17H	3510323 R1	0.79	18.0	Thin Wall XLPE Primary Cable	PINK	550.0	-	B	1807
D8	-	-	CC17H	3510323 R1	0.79	18.0	Thin Wall XLPE Primary Cable	PINK	550.0	-	B	1807
D8	-	-	CB17H	3510323 R1	0.79	18.0	Thin Wall XLPE Primary Cable	PINK	550.0	-	B	1807
D8	-	-	CD17H	3510323 R1	0.79	18.0	Thin Wall XLPE Primary Cable	PINK	550.0	-	B	1807
D8	-	-	CF17H	3510323 R1	0.79	18.0	Thin Wall XLPE Primary Cable	PINK	550.0	-	B	1807

Connector Name 1800F
 Part Number 3612512C1
 Short Description CAB HARNESS CONNECTOR
 Instances L9 - City Horn (W/ 4PIN CLK & P. Brake):Diagram1-Combination1
 L9 - City Horn (W/ 4PIN CLK & P. Brake):Diagram1-Combination2
 L9 - City Horn (W/ 4PIN CLK):Diagram1-Combination1
 L9 - City Horn (W/ 4PIN CLK):Diagram1-Combination2
 L9 - City Horn (W/ 10PIN CLK & P. Brake):Diagram1
 L9 - City Horn (W/ 10PIN CLK):Diagram1
 L9 - Directional Signal (Turn) W/ Single Tail Board W/Hazard SW:Diagram1
 L9 - Headlights W/O Lights ON With Wipers (LOWW) W/O Headlights Interrupt:Diagram1-Combination1
 L9 - Headlights W/O Lights ON With Wipers (LOWW) W/O Headlights Interrupt:Diagram1-Combination2
 L9 - Headlights W/O Lights ON with wipers (LOWW) W/ Headlights Interrupt:Diagram1-Combination1
 L9 - Headlights W/O Lights ON with wipers (LOWW) W/ Headlights Interrupt:Diagram1-Combination2
 L9 - Service Brake Switch:Diagram1
 Radio w/Bluetooth:Diagram1-Combination1
 Radio w/Bluetooth:Diagram1-Combination2
 Radio w/Steering Wheel Pod:Diagram1-Combination1
 Radio w/Steering Wheel Pod:Diagram1-Combination2



Mates 1800

Name	Terminal Part Number	V-Min	Name	Wire Part Number	Wire CSA	Wire Spec	Wire Material description	Wire Color Description	Wire Length	End2 Terminal Part Number	End2 Pin Name	End2 Connector
A1	-	-	BB56A	3510317 R1	0.79	18.0	Thin Wall XLPE Primary Cable	ORANGE	1065.0	-	1	1810
A2	-	-	BB57A	3510317 R1	0.79	18.0	Thin Wall XLPE Primary Cable	ORANGE	1065.0	-	2	1810

Name	Terminal Part Number	V-Min	Name	Wire Part Number	Wire CSA	Wire Spec	Wire Material description	Wire Color Description	Wire Length	End2 Terminal Part Number	End2 Pin Name	End2 Connector
A3	-	-	BE11-GAA	3510359 R1	0.79	18.0	Thin Wall XLPE Primary Cable	WHITE	550.0	-	X	-
A3	-	-	BL11-GAA	2643674 R1	0.79	18.0	Std. Wall XLPE Primary Cable	WHITE	550.0	-	X	-
A3	-	-	CA11-GAA	2643674 R1	0.79	18.0	Std. Wall XLPE Primary Cable	WHITE	550.0	-	X	-
A4	-	-	BL9V	2643673 R1	0.79	18.0	Std. Wall XLPE Primary Cable	GREY	450.0	-	X	-
A4	-	-	BX9V	3510311 R1	0.79	18.0	Thin Wall XLPE Primary Cable	GREY	450.0	-	X	-
A4	-	-	CB9V	2643673 R1	0.79	18.0	Std. Wall XLPE Primary Cable	GREY	450.0	-	X	-
A4	-	-	BZ9V	3510311 R1	0.79	18.0	Thin Wall XLPE Primary Cable	GREY	450.0	-	X	-
A4	-	-	BV9V	3510311 R1	0.79	18.0	Thin Wall XLPE Primary Cable	GREY	450.0	-	X	-

Name	Terminal Part Number	V-Min	Name	Wire Part Number	Wire CSA	Wire Spec	Wire Material description	Wire Color Description	Wire Length	End2 Terminal Part Number	End2 Pin Name	End2 Connector
A4	-	-	CC9V	3510311 R1	0.79	18.0	Thin Wall XLPE Primary Cable	GREY	450.0	-	X	-
A4	-	-	BG9V	2643673 R1	0.79	18.0	Std. Wall XLPE Primary Cable	GREY	450.0	-	X	-
A4	-	-	BW9V	3510311 R1	0.79	18.0	Thin Wall XLPE Primary Cable	GREY	450.0	-	X	-
A4	-	-	CF9V	3510311 R1	0.79	18.0	Thin Wall XLPE Primary Cable	GREY	450.0	-	X	-
A4	-	-	CD9V	3510311 R1	0.79	18.0	Thin Wall XLPE Primary Cable	GREY	450.0	-	X	-
A4	-	-	CA9V	2643673 R1	0.79	18.0	Std. Wall XLPE Primary Cable	GREY	450.0	-	X	-
A4	-	-	CE9V	3510311 R1	0.79	18.0	Thin Wall XLPE Primary Cable	GREY	450.0	-	X	-
A6	-	-	CA70A	3510317 R1	0.79	18.0	Thin Wall XLPE Primary Cable	ORANGE	775.0	-	C	1823

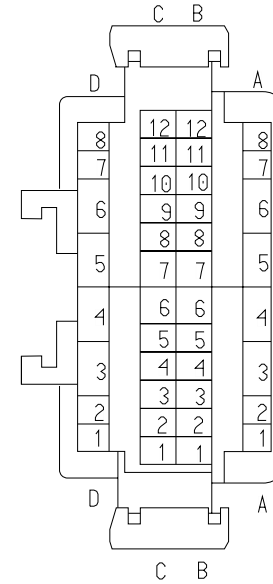
Name	Terminal Part Number	V-Min	Name	Wire Part Number	Wire CSA	Wire Spec	Wire Material description	Wire Color Description	Wire Length	End2 Terminal Part Number	End2 Pin Name	End2 Connector
A6	-	-	BG70A	3510317 R1	0.79	18.0	Thin Wall XLPE Primary Cable	ORANGE	775.0	-	C	1823
A6	-	-	BL70A	3510317 R1	0.79	18.0	Thin Wall XLPE Primary Cable	ORANGE	775.0	-	C	1823
A6	-	-	CB70A	3510317 R1	0.79	18.0	Thin Wall XLPE Primary Cable	ORANGE	775.0	-	C	1823
A7	-	-	BB52A	3510335 R1	0.79	18.0	Thin Wall XLPE Primary Cable	YELLOW 2	1065.0	-	3	1810
A8	-	-	BB102A	3510335 R1	0.79	18.0	Thin Wall XLPE Primary Cable	YELLOW 2	1065.0	-	4	1810
B9	-	-	CA70	3510317 R1	0.79	18.0	Thin Wall XLPE Primary Cable	ORANGE	775.0	-	C	1824
B9	-	-	BG70	3510317 R1	0.79	18.0	Thin Wall XLPE Primary Cable	ORANGE	775.0	-	C	1824
B9	-	-	BL70	3510317 R1	0.79	18.0	Thin Wall XLPE Primary Cable	ORANGE	775.0	-	C	1824

Name	Terminal Part Number	V-Min	Name	Wire Part Number	Wire CSA	Wire Spec	Wire Material description	Wire Color Description	Wire Length	End2 Terminal Part Number	End2 Pin Name	End2 Connector
B9	-	-	CB70	3510317 R1	0.79	18.0	Thin Wall XLPE Primary Cable	ORANGE	775.0	-	C	1824
B10	-	-	BG85B	3510310 R1	0.53	20.0	Thin Wall XLPE Primary Cable	GREY	1125.0	-	-	-
B10	-	-	BF85B	3510310 R1	0.53	20.0	Thin Wall XLPE Primary Cable	GREY	1125.0	-	-	-
B10	-	-	CA85A	3510310 R1	0.53	20.0	Thin Wall XLPE Primary Cable	GREY	1125.0	-	3	1802
B10	-	-	BE85A	3510310 R1	0.53	20.0	Thin Wall XLPE Primary Cable	GREY	1125.0	-	3	1802
B10	-	-	CB85B	3510310 R1	0.53	20.0	Thin Wall XLPE Primary Cable	GREY	1125.0	-	-	-
B10	-	-	BL85A	3510310 R1	0.53	20.0	Thin Wall XLPE Primary Cable	GREY	1125.0	-	3	1802
B10	-	-	BG85B	3510310 R1	0.53	20.0	Thin Wall XLPE Primary Cable	GREY	1125.0	-	B	1809

Name	Terminal Part Number	V-Min	Name	Wire Part Number	Wire CSA	Wire Spec	Wire Material description	Wire Color Description	Wire Length	End2 Terminal Part Number	End2 Pin Name	End2 Connector
B10	-	-	BF85B	3510310 R1	0.53	20.0	Thin Wall XLPE Primary Cable	GREY	1125.0	-	B	1809
B10	-	-	CA85A	3510310 R1	0.53	20.0	Thin Wall XLPE Primary Cable	GREY	1125.0	-	-	-
B10	-	-	BE85A	3510310 R1	0.53	20.0	Thin Wall XLPE Primary Cable	GREY	1125.0	-	-	-
B10	-	-	CB85B	3510310 R1	0.53	20.0	Thin Wall XLPE Primary Cable	GREY	1125.0	-	B	1809
B10	-	-	BL85A	3510310 R1	0.53	20.0	Thin Wall XLPE Primary Cable	GREY	1125.0	-	-	-
B11	-	-	BZ100	3510310 R1	0.53	20.0	Thin Wall XLPE Primary Cable	GREY	1125.0	-	2	1802
B11	-	-	BL100	3510310 R1	0.53	20.0	Thin Wall XLPE Primary Cable	GREY	1125.0	-	2	1802
B11	-	-	BX100	3510310 R1	0.53	20.0	Thin Wall XLPE Primary Cable	GREY	1125.0	-	2	1802

Name	Terminal Part Number	V-Min	Name	Wire Part Number	Wire CSA	Wire Spec	Wire Material description	Wire Color Description	Wire Length	End2 Terminal Part Number	End2 Pin Name	End2 Connector
B11	-	-	CA100	3510310 R1	0.53	20.0	Thin Wall XLPE Primary Cable	GREY	1125.0	-	2	1802
B11	-	-	CC100	3510310 R1	0.53	20.0	Thin Wall XLPE Primary Cable	GREY	1125.0	-	2	1802
B11	-	-	CD100	3510310 R1	0.53	20.0	Thin Wall XLPE Primary Cable	GREY	1125.0	-	2	1802
D3	-	-	BE62DD	3510352 R1	0.53	20.0	Thin Wall XLPE Primary Cable	DARK BLUE	1125.0	-	5	1802
D3	-	-	BL62DD	3510352 R1	0.53	20.0	Thin Wall XLPE Primary Cable	DARK BLUE	1125.0	-	5	1802
D3	-	-	CA62DD	3510352 R1	0.53	20.0	Thin Wall XLPE Primary Cable	DARK BLUE	1125.0	-	5	1802
D3	-	-	BF62DD	3510352 R1	0.53	20.0	Thin Wall XLPE Primary Cable	DARK BLUE	1125.0	-	C	1809
D3	-	-	BG62DD	3510352 R1	0.53	20.0	Thin Wall XLPE Primary Cable	DARK BLUE	1125.0	-	C	1809
D3	-	-	CB62DD	3510352 R1	0.53	20.0	Thin Wall XLPE Primary Cable	DARK BLUE	1125.0	-	C	1809

Connector Name 1800F
 Part Number 3612512C1
 Short Description CAB HARNESS CONNECTOR
 Instances Vehicle Acceleration (w/ Two PWR Two GND & Two STS):Diagram1
 Mates 1800

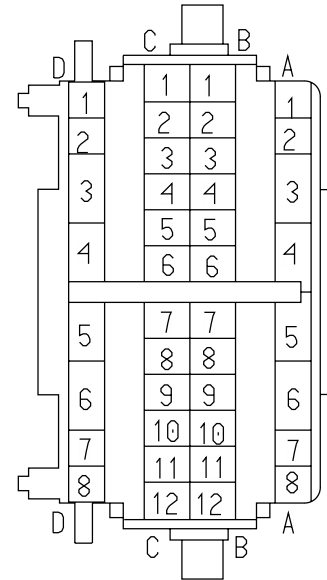


Name	Terminal Part Number	V-Min	Name	Wire Part Number	Wire CSA	Wire Spec	Wire Material description	Wire Color Description	Wire Length	End2 Terminal Part Number	End2 Pin Name	End2 Connector
B4	-	-	BB97Y	2643718 R1	0.79	18.0	Std. Wall XLPE Primary Cable	VIOLET	600.0	-	B	1804
B5	-	-	BB99U	4092319 R1	0.79	18.0	Std. Wall XLPE Primary Cable	VIOLET/WHITE	600.0	-	D	1804
B6	-	-	BB99W	2643718 R1	0.79	18.0	Std. Wall XLPE Primary Cable	VIOLET	600.0	-	E	1804
C4	-	-	BB99V	4092319 R1	0.79	18.0	Std. Wall XLPE Primary Cable	VIOLET/WHITE	600.0	-	A	1804

Name	Terminal Part Number	V-Min	Name	Wire Part Number	Wire CSA	Wire Spec	Wire Material description	Wire Color Description	Wire Length	End2 Terminal Part Number	End2 Pin Name	End2 Connector
C5	-	-	BB97P	4092323 R1	0.79	18.0	Std. Wall XLPE Primary Cable	VIOLET/BLACK	600.0	-	C	1804
C6	-	-	BB99E	4092323 R1	0.79	18.0	Std. Wall XLPE Primary Cable	VIOLET/BLACK	600.0	-	F	1804

Connector Name 1800
 Part Number 3553649C1
 Short Description DCM CONNECTOR
 Instances

- B6.7 - Adjustable Engine Speed Control (PTO) 4-pin:Diagram1
- B6.7 - Adjustable Engine Speed Control (PTO) 10-pin:Diagram1-Combination1
- B6.7 - Adjustable Engine Speed Control (PTO) 10-pin:Diagram1-Combination2
- B6.7 - City Horn (W/ 4PIN CLK & P. Brake):Diagram1-Combination1
- B6.7 - City Horn (W/ 4PIN CLK & P. Brake):Diagram1-Combination2
- B6.7 - City Horn (W/ 4PIN CLK):Diagram1-Combination1
- B6.7 - City Horn (W/ 4PIN CLK):Diagram1-Combination2
- B6.7 - Clutch Monitoring (High and Low Switch to BCM):Diagram1
- B6.7 - Directional Signal (Turn) W/ Single Tail Board W/Hazard SW:Diagram1
- B6.7 - Headlights W 10PIN CLK W/LOWW W/O Interrupt:Diagram1-Combination1
- B6.7 - Headlights W 10PIN CLK W/LOWW W/O Interrupt:Diagram1-Combination2
- B6.7 - Headlights W/O Lights ON with wipers (LOWW) W/ Headlights Interrupt:Diagram1-Combination1
- B6.7 - Headlights W/O Lights ON with wipers (LOWW) W/ Headlights Interrupt:Diagram1-Combination2
- B6.7 - Headlights W/O Lights ON With Wipers (LOWW) W/O Headlights Interrupt:Diagram1-Combination1
- B6.7 - Headlights W/O Lights ON With Wipers (LOWW) W/O Headlights Interrupt:Diagram1-Combination2
- B6.7 - Service Brake Switch:Diagram1
- B6.7 - Windshield Washer Pump:Diagram1-Combination1
- B6.7 - Windshield Washer Pump:Diagram1-Combination2
- B6.7 - Windshield Washer Pump & Low Fluid Sensor:Diagram1-Combination1
- B6.7 - Windshield Washer Pump & Low Fluid Sensor:Diagram1-Combination2
- B6.7 - Windshield Wipers:Diagram1
- Compressed Air Supply:Diagram1
- Cruise Control (W/ One Telltale 4 Pin):Diagram1-Combination1
- Cruise Control (W/ One Telltale 4 Pin):Diagram1-Combination2
- Cruise Control (W/ One Telltale 10 Pin):Diagram1-Combination1
- Cruise Control (W/ One Telltale 10 Pin):Diagram1-Combination2



Ground Splice Packs:Diagram1
L9 - Adjustable Engine Speed Control (PTO) 4-pin:Diagram1
L9 - Adjustable Engine Speed Control (PTO) 10-pin:Diagram1-
Combination1
L9 - Adjustable Engine Speed Control (PTO) 10-pin:Diagram1-
Combination2
L9 - Clutch Monitoring (High and Low Switch to BCM):Diagram1
L9 - Directional Signal (Turn) W/ LED BOX LAMPS:Diagram1
L9 - Headlights W 10PIN CLK W/LOWW W/Interrupt:Diagram1-
Combination1
L9 - Headlights W 10PIN CLK W/LOWW W/Interrupt:Diagram1-
Combination2
L9 - Headlights W 10PIN CLK W/LOWW W/O
Interrupt:Diagram1-Combination1
L9 - Headlights W 10PIN CLK W/LOWW W/O
Interrupt:Diagram1-Combination2
L9 - PARK LIGHTS - W/Marker Interrupt 4 pin
clockspring:Diagram1-Combination1
L9 - PARK LIGHTS - W/Marker Interrupt 4 pin
clockspring:Diagram1-Combination2
L9 - PARK LIGHTS - W/Marker Interrupt 10pin
CLKSPRING:Diagram1-Combination1
L9 - PARK LIGHTS - W/Marker Interrupt 10pin
CLKSPRING:Diagram1-Combination2
L9 - Windshield Washer Pump:Diagram1-Combination1
L9 - Windshield Washer Pump:Diagram1-Combination2
L9 - Windshield Washer Pump & Low Fluid Sensor:Diagram1-
Combination1
L9 - Windshield Washer Pump & Low Fluid Sensor:Diagram1-
Combination2
L9 - Windshield Wipers:Diagram1
Park Brake Control (Monitoring) (GEN IV BCM):Diagram1
Park Brake Control (Monitoring) (W/Vehicle Speed):Diagram1
Park Brake Controls (Monitoring) W (Door Switch City
Horn):Diagram1
Vehicle Speed Control (Cruise Control) 4 Pin:Diagram1
Vehicle Speed Control (Cruise Control) 10 Pin:Diagram1

Mates

1800F

Name	Terminal Part Number	V-Min	Name	Wire Part Number	Wire CSA	Wire Spec	Wire Material description	Wire Color Description	Wire Length	End2 Terminal Part Number	End2 Pin Name	End2 Connect or
A1	-	-	AA56B	3510316 R1	0.53	20.0	Thin Wall XLPE Primary Cable	ORANGE	1365.0	-	A7	J3-1600
A2	-	-	AA57B	3510316 R1	0.53	20.0	Thin Wall XLPE Primary Cable	ORANGE	1365.0	-	A6	J3-1600
A3	-	-	AD87-GA	3510359 R1	0.79	18.0	Thin Wall XLPE Primary Cable	WHITE	430.0	-	-	-
A3	-	-	AE87-GA	3510359 R1	0.79	18.0	Thin Wall XLPE Primary Cable	WHITE	445.0	-	-	-
A3	-	-	AD87-GA	3510359 R1	0.79	18.0	Thin Wall XLPE Primary Cable	WHITE	430.0	-	X	-
A3	-	-	AE87-GA	3510359 R1	0.79	18.0	Thin Wall XLPE Primary Cable	WHITE	445.0	-	X	-
A4	-	-	KA9C	3510311 R1	0.79	18.0	Thin Wall XLPE Primary Cable	GREY	355.0	-	X	-
A5	-	-	HE87A	3510310 R1	0.53	20.0	Thin Wall XLPE Primary Cable	GREY	485.0	-	X	-

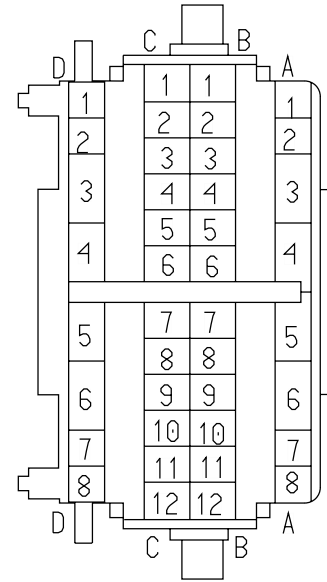
Name	Terminal Part Number	V-Min	Name	Wire Part Number	Wire CSA	Wire Spec	Wire Material description	Wire Color Description	Wire Length	End2 Terminal Part Number	End2 Pin Name	End2 Connector
A5	-	-	HJ87A	3510311 R1	0.79	18.0	Thin Wall XLPE Primary Cable	GREY	505.0	-	X	-
A6	-	-	WB70A	3510364 R1	0.53	20.0	Thin Wall XLPE Primary Cable	RED	1385.0	-	E14	J5-1602
A7	-	-	AA52D	2643768 R1	0.53	20.0	Std. Wall XLPE Primary Cable	YELLOW 2	1365.0	-	A14	J3-1600
A7	-	-	AA52D	2643768 R1	0.53	20.0	Std. Wall XLPE Primary Cable	YELLOW 2	1365.0	-	A4	J3-1600
A8	-	-	AA102A	3510334 R1	0.53	20.0	Thin Wall XLPE Primary Cable	YELLOW 2	1365.0	-	A4	J3-1600
A8	-	-	AA102A	3510334 R1	0.53	20.0	Thin Wall XLPE Primary Cable	YELLOW 2	1365.0	-	A14	J3-1600
B1	-	-	AA82C	3510310 R1	0.53	20.0	Thin Wall XLPE Primary Cable	GREY	1365.0	-	A11	J3-1600
B2	-	-	NK40A	2643673 R1	0.79	18.0	Std. Wall XLPE Primary Cable	GREY	1365.0	-	B3	J3-1600

Name	Terminal Part Number	V-Min	Name	Wire Part Number	Wire CSA	Wire Spec	Wire Material description	Wire Color Description	Wire Length	End2 Terminal Part Number	End2 Pin Name	End2 Connector
B3	-	-	WC6	3510310 R1	0.53	20.0	Thin Wall XLPE Primary Cable	GREY	1385.0	-	E4	J5-1602
B3	-	-	NK6	2643673 R1	0.79	18.0	Std. Wall XLPE Primary Cable	GREY	1385.0	-	E4	J5-1602
B7	-	-	WE44AA	3510312 R1	1.16	16.0	Thin Wall XLPE Primary Cable	GREY	525.0	-	X	-
B9	-	-	WB70	3510364 R1	0.53	20.0	Thin Wall XLPE Primary Cable	RED	1385.0	-	E15	J5-1602
B10	-	-	AA85A	3510310 R1	0.53	20.0	Thin Wall XLPE Primary Cable	GREY	1365.0	-	A5	J3-1600
B11	-	-	AA150	3510310 R1	0.53	20.0	Thin Wall XLPE Primary Cable	GREY	1365.0	-	B16	J3-1600
B12	-	-	SN86A	3510311 R1	0.79	18.0	Thin Wall XLPE Primary Cable	GREY	1365.0	-	B1	J3-1600
C1	-	-	AA82B	3510310 R1	0.53	20.0	Thin Wall XLPE Primary Cable	GREY	1365.0	-	A10	J3-1600

Name	Terminal Part Number	V-Min	Name	Wire Part Number	Wire CSA	Wire Spec	Wire Material description	Wire Color Description	Wire Length	End2 Terminal Part Number	End2 Pin Name	End2 Connector
C9	-	-	AA82A	3510310 R1	0.53	20.0	Thin Wall XLPE Primary Cable	GREY	1365.0	-	A9	J3-1600
C11	-	-	UA97A	3510347 R1	0.79	18.0	Thin Wall XLPE Primary Cable	VIOLET	1365.0	-	B4	J3-1600
C12	-	-	WC40	3510311 R1	0.79	18.0	Thin Wall XLPE Primary Cable	GREY	1365.0	-	B2	J3-1600
C12	-	-	NK40	2643673 R1	0.79	18.0	Std. Wall XLPE Primary Cable	GREY	1365.0	-	B2	J3-1600
D3	-	-	AB62DD	3510353 R1	0.79	18.0	Thin Wall XLPE Primary Cable	DARK BLUE	885.0	-	X	-
D3	-	-	AC62DD	3510353 R1	0.79	18.0	Thin Wall XLPE Primary Cable	DARK BLUE	885.0	-	X	-
D3	-	-	CA62DD	3510352 R1	0.53	20.0	Thin Wall XLPE Primary Cable	DARK BLUE	1125.0	-	5	1802
D3	-	-	BL62DD	3510352 R1	0.53	20.0	Thin Wall XLPE Primary Cable	DARK BLUE	1125.0	-	5	1802

Name	Terminal Part Number	V-Min	Name	Wire Part Number	Wire CSA	Wire Spec	Wire Material description	Wire Color Description	Wire Length	End2 Terminal Part Number	End2 Pin Name	End2 Connect or
D3	-	-	BE62DD	3510352 R1	0.53	20.0	Thin Wall XLPE Primary Cable	DARK BLUE	1125.0	-	5	1802
D7	-	-	LD149AC	3510311 R1	0.79	18.0	Thin Wall XLPE Primary Cable	GREY	555.0	-	X	-
D8	-	-	UA17B	3510323 R1	0.79	18.0	Thin Wall XLPE Primary Cable	PINK	1050.0	-	B2	J7-1607

Connector Name 1800
 Part Number 3553649C1
 Short Description DCM CONNECTOR
 Instances
 L9 - City Horn (W/ 4PIN CLK & P. Brake):Diagram1-Combination1
 L9 - City Horn (W/ 4PIN CLK & P. Brake):Diagram1-Combination2
 L9 - City Horn (W/ 4PIN CLK):Diagram1-Combination1
 L9 - City Horn (W/ 4PIN CLK):Diagram1-Combination2
 L9 - City Horn (W/ 10PIN CLK & P. Brake):Diagram1
 L9 - City Horn (W/ 10PIN CLK):Diagram1
 L9 - Directional Signal (Turn) W/ Single Tail Board W/Hazard SW:Diagram1
 L9 - Headlights W/O Lights ON With Wipers (LOWW) W/O Headlights Interrupt:Diagram1-Combination1
 L9 - Headlights W/O Lights ON With Wipers (LOWW) W/O Headlights Interrupt:Diagram1-Combination2
 L9 - Headlights W/O Lights ON with wipers (LOWW) W/ Headlights Interrupt:Diagram1-Combination1
 L9 - Headlights W/O Lights ON with wipers (LOWW) W/ Headlights Interrupt:Diagram1-Combination2
 L9 - Service Brake Switch:Diagram1
 Radio w/Bluetooth:Diagram1-Combination1
 Radio w/Bluetooth:Diagram1-Combination2
 Radio w/Steering Wheel Pod:Diagram1-Combination1
 Radio w/Steering Wheel Pod:Diagram1-Combination2



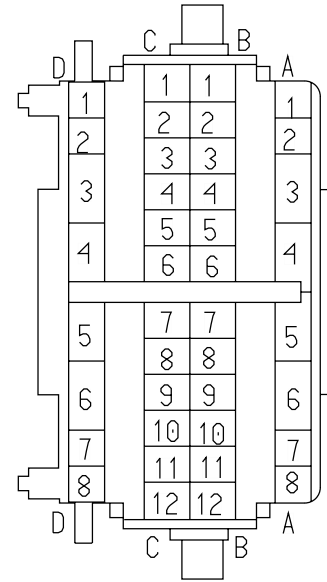
Mates 1800F

Name	Terminal Part Number	V-Min	Name	Wire Part Number	Wire CSA	Wire Spec	Wire Material description	Wire Color Description	Wire Length	End2 Terminal Part Number	End2 Pin Name	End2 Connector
A1	-	-	AA56B	3510316 R1	0.53	20.0	Thin Wall XLPE Primary Cable	ORANGE	1365.0	-	A7	J3-1600
A2	-	-	AA57B	3510316 R1	0.53	20.0	Thin Wall XLPE Primary Cable	ORANGE	1365.0	-	A6	J3-1600

Name	Terminal Part Number	V-Min	Name	Wire Part Number	Wire CSA	Wire Spec	Wire Material description	Wire Color Description	Wire Length	End2 Terminal Part Number	End2 Pin Name	End2 Connector
A3	-	-	AE87-GA	3510359 R1	0.79	18.0	Thin Wall XLPE Primary Cable	WHITE	445.0	-	-	-
A3	-	-	AD87-GA	3510359 R1	0.79	18.0	Thin Wall XLPE Primary Cable	WHITE	430.0	-	-	-
A4	-	-	KA9C	3510311 R1	0.79	18.0	Thin Wall XLPE Primary Cable	GREY	355.0	-	X	-
A6	-	-	WB70A	3510364 R1	0.53	20.0	Thin Wall XLPE Primary Cable	RED	1385.0	-	E14	J5-1602
A7	-	-	AA52D	2643768 R1	0.53	20.0	Std. Wall XLPE Primary Cable	YELLOW 2	1365.0	-	A4	J3-1600
A8	-	-	AA102A	3510334 R1	0.53	20.0	Thin Wall XLPE Primary Cable	YELLOW 2	1365.0	-	A14	J3-1600
B9	-	-	WB70	3510364 R1	0.53	20.0	Thin Wall XLPE Primary Cable	RED	1385.0	-	E15	J5-1602
B9	-	-	XS70	3510311 R1	0.79	18.0	Thin Wall XLPE Primary Cable	GREY	1385.0	-	E15	J5-1602

Name	Terminal Part Number	V-Min	Name	Wire Part Number	Wire CSA	Wire Spec	Wire Material description	Wire Color Description	Wire Length	End2 Terminal Part Number	End2 Pin Name	End2 Connector
B10	-	-	AA85A	3510310 R1	0.53	20.0	Thin Wall XLPE Primary Cable	GREY	1365.0	-	A5	J3-1600
B11	-	-	AA150	3510310 R1	0.53	20.0	Thin Wall XLPE Primary Cable	GREY	1365.0	-	B16	J3-1600
D3	-	-	AB62DD	3510353 R1	0.79	18.0	Thin Wall XLPE Primary Cable	DARK BLUE	885.0	-	X	-
D3	-	-	AC62DD	3510353 R1	0.79	18.0	Thin Wall XLPE Primary Cable	DARK BLUE	885.0	-	X	-


Connector Name 1800
 Part Number 3553649C1
 Short Description DCM CONNECTOR
 Instances Vehicle Acceleration (w/ Two PWR Two GND & Two STS):Diagram1
 Mates 1800F



Name	Terminal Part Number	V-Min	Name	Wire Part Number	Wire CSA	Wire Spec	Wire Material description	Wire Color Description	Wire Length	End2 Terminal Part Number	End2 Pin Name	End2 Connector
B4	-	-	BE97B	3510347 R1	0.79	18.0	Thin Wall XLPE Primary Cable	VIOLET	2270.0	-	36	1703M
B4	-	-	BD97B	3510347 R1	0.79	18.0	Thin Wall XLPE Primary Cable	VIOLET	2270.0	-	36	1703M
B5	-	-	BE97F	3510348 R1	1.16	16.0	Thin Wall XLPE Primary Cable	VIOLET	2270.0	-	38	1703M
B5	-	-	BD97MA	3510347 R1	0.79	18.0	Thin Wall XLPE Primary Cable	VIOLET	2270.0	-	38	1703M

Name	Terminal Part Number	V-Min	Name	Wire Part Number	Wire CSA	Wire Spec	Wire Material description	Wire Color Description	Wire Length	End2 Terminal Part Number	End2 Pin Name	End2 Connector
B6	-	-	BE97WD	3510347 R1	0.79	18.0	Thin Wall XLPE Primary Cable	VIOLET	2270.0	-	37	1703M
B6	-	-	BD97NA	3510347 R1	0.79	18.0	Thin Wall XLPE Primary Cable	VIOLET	2270.0	-	37	1703M
C4	-	-	BE99B	3510347 R1	0.79	18.0	Thin Wall XLPE Primary Cable	VIOLET	2270.0	-	47	1703M
C4	-	-	BD99B	3510347 R1	0.79	18.0	Thin Wall XLPE Primary Cable	VIOLET	2270.0	-	47	1703M
C5	-	-	BD97C	3510347 R1	0.79	18.0	Thin Wall XLPE Primary Cable	VIOLET	2270.0	-	49	1703M
C5	-	-	BE97C	3510347 R1	0.79	18.0	Thin Wall XLPE Primary Cable	VIOLET	2270.0	-	49	1703M
C6	-	-	BE97MA	3510347 R1	0.79	18.0	Thin Wall XLPE Primary Cable	VIOLET	2270.0	-	48	1703M
C6	-	-	BD99DA	3510347 R1	0.79	18.0	Thin Wall XLPE Primary Cable	VIOLET	2270.0	-	48	1703M

Connector Name 1801
 Part Number 3539212C1
 Instances B6.7 - Directional Signal (Turn) W/ Single Tail Board W/Hazard SW:Diagram1
 B6.7 - Windshield Washer Pump:Diagram1-Combination1
 B6.7 - Windshield Washer Pump:Diagram1-Combination2
 B6.7 - Windshield Washer Pump & Low Fluid Sensor:Diagram1-Combination1
 B6.7 - Windshield Washer Pump & Low Fluid Sensor:Diagram1-Combination2
 B6.7 - Windshield Wipers:Diagram1
 Mates SW-MULTIFUNCTION-1016-01-0 4B

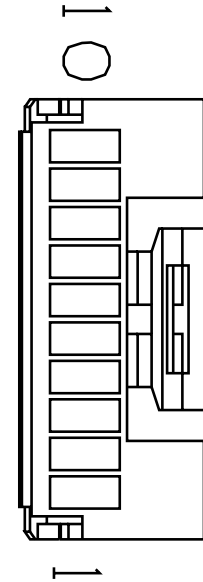


Name	Terminal Part Number	V-Min	Name	Wire Part Number	Wire CSA	Wire Spec	Wire Material description	Wire Color Description	Wire Length	End2 Terminal Part Number	End2 Pin Name	End2 Connector
1	-	-	BB56A	3510317 R1	0.79	18.0	Thin Wall XLPE Primary Cable	ORANGE	1065.0	-	A1	1800F
2	-	-	BB57A	3510317 R1	0.79	18.0	Thin Wall XLPE Primary Cable	ORANGE	1065.0	-	A2	1800F
5	-	-	BB82B	3510311 R1	0.79	18.0	Thin Wall XLPE Primary Cable	GREY	1065.0	-	B1	1800F
6	-	-	BG11-GAA	3510359 R1	0.79	18.0	Thin Wall XLPE Primary Cable	WHITE	1065.0	-	A3	1800F

Name	Terminal Part Number	V-Min	Name	Wire Part Number	Wire CSA	Wire Spec	Wire Material description	Wire Color Description	Wire Length	End2 Terminal Part Number	End2 Pin Name	End2 Connector
7	-	-	BV9S	3510311 R1	0.79	18.0	Thin Wall XLPE Primary Cable	GREY	815.0	-	X	-
7	-	-	CC9S	3510311 R1	0.79	18.0	Thin Wall XLPE Primary Cable	GREY	815.0	-	X	-
7	-	-	CE9S	3510311 R1	0.79	18.0	Thin Wall XLPE Primary Cable	GREY	815.0	-	X	-
7	-	-	BG9S	3510311 R1	0.79	18.0	Thin Wall XLPE Primary Cable	GREY	815.0	-	X	-
7	-	-	BZ9S	3510311 R1	0.79	18.0	Thin Wall XLPE Primary Cable	GREY	815.0	-	X	-
7	-	-	CF9S	3510311 R1	0.79	18.0	Thin Wall XLPE Primary Cable	GREY	815.0	-	X	-
7	-	-	BW9S	3510311 R1	0.79	18.0	Thin Wall XLPE Primary Cable	GREY	815.0	-	X	-
7	-	-	BL9S	3510311 R1	0.79	18.0	Thin Wall XLPE Primary Cable	GREY	815.0	-	X	-

Name	Terminal Part Number	V-Min	Name	Wire Part Number	Wire CSA	Wire Spec	Wire Material description	Wire Color Description	Wire Length	End2 Terminal Part Number	End2 Pin Name	End2 Connector
7	-	-	CA9S	3510311 R1	0.79	18.0	Thin Wall XLPE Primary Cable	GREY	815.0	-	X	-
7	-	-	CD9S	3510311 R1	0.79	18.0	Thin Wall XLPE Primary Cable	GREY	815.0	-	X	-
7	-	-	BX9S	3510311 R1	0.79	18.0	Thin Wall XLPE Primary Cable	GREY	815.0	-	X	-
7	-	-	CB9S	3510311 R1	0.79	18.0	Thin Wall XLPE Primary Cable	GREY	815.0	-	X	-
8	-	-	BB82	3510311 R1	0.79	18.0	Thin Wall XLPE Primary Cable	GREY	1065.0	-	C9	1800F
11	-	-	BB82A	3510311 R1	0.79	18.0	Thin Wall XLPE Primary Cable	GREY	1065.0	-	C1	1800F
12	-	-	BB87A	3510311 R1	0.79	18.0	Thin Wall XLPE Primary Cable	GREY	1065.0	-	A5	1800F

Connector Name 1802
 Part Number 3608496C1
 Instances B6.7 - Adjustable Engine Speed Control (PTO) 10-pin:Diagram1-Combination1
 B6.7 - Adjustable Engine Speed Control (PTO) 10-pin:Diagram1-Combination2
 B6.7 - Headlights W/O Lights ON with wipers (LOWW) W/ Headlights Interrupt:Diagram1-Combination1
 B6.7 - Headlights W/O Lights ON with wipers (LOWW) W/ Headlights Interrupt:Diagram1-Combination2
 Cruise Control (W/ One Telltale 10 Pin):Diagram1-Combination1
 Cruise Control (W/ One Telltale 10 Pin):Diagram1-Combination2
 L9 - Adjustable Engine Speed Control (PTO) 10-pin:Diagram1-Combination1
 L9 - Adjustable Engine Speed Control (PTO) 10-pin:Diagram1-Combination2
 L9 - City Horn (W/ 10PIN CLK & P. Brake):Diagram1
 L9 - City Horn (W/ 10PIN CLK):Diagram1
 L9 - Headlights W 10PIN CLK W/LOWW W/Interrupt:Diagram1-Combination1
 L9 - Headlights W 10PIN CLK W/LOWW W/Interrupt:Diagram1-Combination2
 L9 - Headlights W/O Lights ON with wipers (LOWW) W/ Headlights Interrupt:Diagram1-Combination1
 L9 - Headlights W/O Lights ON with wipers (LOWW) W/ Headlights Interrupt:Diagram1-Combination2
 L9 - PARK LIGHTS - W/Marker Interrupt 10pin CLCKSPRING:Diagram1-Combination1
 L9 - PARK LIGHTS - W/Marker Interrupt 10pin CLCKSPRING:Diagram1-Combination2
 Radio w/Bluetooth:Diagram1-Combination1
 Radio w/Bluetooth:Diagram1-Combination2
 Radio w/Steering Wheel Pod:Diagram1-Combination1
 Radio w/Steering Wheel Pod:Diagram1-Combination2
 Vehicle Speed Control (Cruise Control) 10 Pin:Diagram1
 Mates DEV-10PIN_CLKSPRING-1005-0 1-03



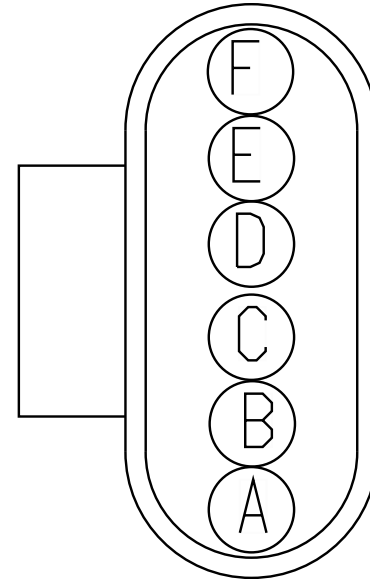
Name	Terminal Part Number	V-Min	Name	Wire Part Number	Wire CSA	Wire Spec	Wire Material description	Wire Color Description	Wire Length	End2 Terminal Part Number	End2 Pin Name	End2 Connect or
1	-	-	BX97	3510310 R1	0.53	20.0	Thin Wall XLPE Primary Cable	GREY	1125.0	-	B12	1800F
1	-	-	BZ97	3510310 R1	0.53	20.0	Thin Wall XLPE Primary Cable	GREY	1125.0	-	B12	1800F
1	-	-	BL97	3510310 R1	0.53	20.0	Thin Wall XLPE Primary Cable	GREY	1125.0	-	B12	1800F
1	-	-	CA97	3510310 R1	0.53	20.0	Thin Wall XLPE Primary Cable	GREY	1125.0	-	B12	1800F
1	-	-	CC97	3510310 R1	0.53	20.0	Thin Wall XLPE Primary Cable	GREY	1125.0	-	B12	1800F
1	-	-	CD97	3510310 R1	0.53	20.0	Thin Wall XLPE Primary Cable	GREY	1125.0	-	B12	1800F
2	-	-	BL100	3510310 R1	0.53	20.0	Thin Wall XLPE Primary Cable	GREY	1125.0	-	B11	1800F
2	-	-	BX100	3510310 R1	0.53	20.0	Thin Wall XLPE Primary Cable	GREY	1125.0	-	B11	1800F

Name	Terminal Part Number	V-Min	Name	Wire Part Number	Wire CSA	Wire Spec	Wire Material description	Wire Color Description	Wire Length	End2 Terminal Part Number	End2 Pin Name	End2 Connect or
2	-	-	CA100	3510310 R1	0.53	20.0	Thin Wall XLPE Primary Cable	GREY	1125.0	-	B11	1800F
2	-	-	BZ100	3510310 R1	0.53	20.0	Thin Wall XLPE Primary Cable	GREY	1125.0	-	B11	1800F
2	-	-	CC100	3510310 R1	0.53	20.0	Thin Wall XLPE Primary Cable	GREY	1125.0	-	B11	1800F
2	-	-	CD100	3510310 R1	0.53	20.0	Thin Wall XLPE Primary Cable	GREY	1125.0	-	B11	1800F
3	-	-	CA85A	3510310 R1	0.53	20.0	Thin Wall XLPE Primary Cable	GREY	1125.0	-	B10	1800F
3	-	-	BE85A	3510310 R1	0.53	20.0	Thin Wall XLPE Primary Cable	GREY	1125.0	-	B10	1800F
3	-	-	BL85A	3510310 R1	0.53	20.0	Thin Wall XLPE Primary Cable	GREY	1125.0	-	B10	1800F
4	-	-	BX9VA	3510310 R1	0.53	20.0	Thin Wall XLPE Primary Cable	GREY	875.0	-	X	-

Name	Terminal Part Number	V-Min	Name	Wire Part Number	Wire CSA	Wire Spec	Wire Material description	Wire Color Description	Wire Length	End2 Terminal Part Number	End2 Pin Name	End2 Connector
4	-	-	CC9VA	3510310 R1	0.53	20.0	Thin Wall XLPE Primary Cable	GREY	875.0	-	X	-
4	-	-	CA9VA	3510310 R1	0.53	20.0	Thin Wall XLPE Primary Cable	GREY	875.0	-	X	-
4	-	-	BZ9VA	3510310 R1	0.53	20.0	Thin Wall XLPE Primary Cable	GREY	875.0	-	X	-
4	-	-	CD9VA	3510310 R1	0.53	20.0	Thin Wall XLPE Primary Cable	GREY	875.0	-	X	-
4	-	-	BL9VA	3510310 R1	0.53	20.0	Thin Wall XLPE Primary Cable	GREY	875.0	-	X	-
5	-	-	BE62DD	3510352 R1	0.53	20.0	Thin Wall XLPE Primary Cable	DARK BLUE	1125.0	-	D3	1800F
5	-	-	CA62DD	3510352 R1	0.53	20.0	Thin Wall XLPE Primary Cable	DARK BLUE	1125.0	-	D3	1800F
5	-	-	BL62DD	3510352 R1	0.53	20.0	Thin Wall XLPE Primary Cable	DARK BLUE	1125.0	-	D3	1800F

Name	Terminal Part Number	V-Min	Name	Wire Part Number	Wire CSA	Wire Spec	Wire Material description	Wire Color Description	Wire Length	End2 Terminal Part Number	End2 Pin Name	End2 Connector
5	-	-	CA62DD	3510352 R1	0.53	20.0	Thin Wall XLPE Primary Cable	DARK BLUE	1125.0	-	D3	1800
5	-	-	BL62DD	3510352 R1	0.53	20.0	Thin Wall XLPE Primary Cable	DARK BLUE	1125.0	-	D3	1800
5	-	-	BE62DD	3510352 R1	0.53	20.0	Thin Wall XLPE Primary Cable	DARK BLUE	1125.0	-	D3	1800
6	-	-	BL62-GDD	3510359 R1	0.79	18.0	Thin Wall XLPE Primary Cable	WHITE	575.0	-	X	-
6	-	-	CA62-GDD	3510359 R1	0.79	18.0	Thin Wall XLPE Primary Cable	WHITE	575.0	-	X	-
6	-	-	BE62-GDD	3510359 R1	0.79	18.0	Thin Wall XLPE Primary Cable	WHITE	575.0	-	X	-

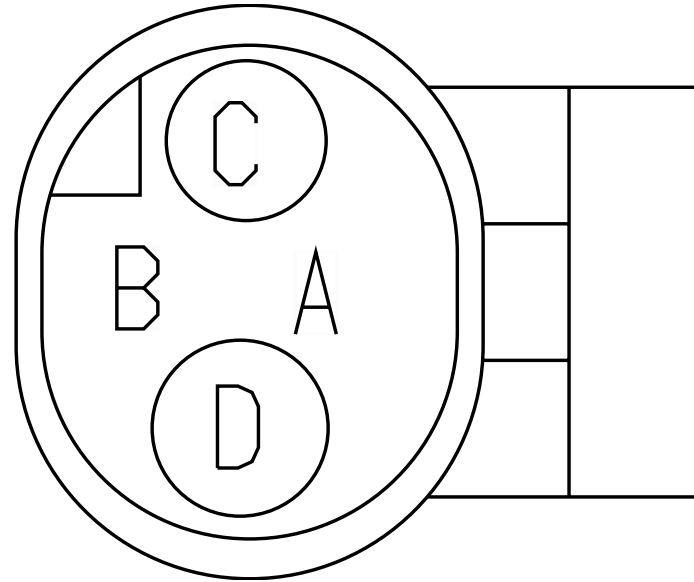
Connector Name 1804
 Part Number 1687790C1
 Instances Vehicle Acceleration (w/ Two PWR Two GND & Two STS):Diagram1
 Mates MODU-ACC_PEDAL-5075-01-01A



Name	Terminal Part Number	V-Min	Name	Wire Part Number	Wire CSA	Wire Spec	Wire Material description	Wire Color Description	Wire Length	End2 Terminal Part Number	End2 Pin Name	End2 Connector
A	-	-	BB99V	4092319 R1	0.79	18.0	Std. Wall XLPE Primary Cable	VIOLET/WHITE	600.0	-	C4	1800F
B	-	-	BB97Y	2643718 R1	0.79	18.0	Std. Wall XLPE Primary Cable	VIOLET	600.0	-	B4	1800F
C	-	-	BB97P	4092323 R1	0.79	18.0	Std. Wall XLPE Primary Cable	VIOLET/BLACK	600.0	-	C5	1800F
D	-	-	BB99U	4092319 R1	0.79	18.0	Std. Wall XLPE Primary Cable	VIOLET/WHITE	600.0	-	B5	1800F

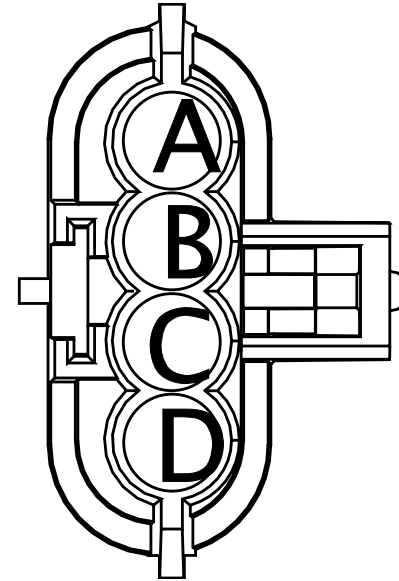
Name	Terminal Part Number	V-Min	Name	Wire Part Number	Wire CSA	Wire Spec	Wire Material description	Wire Color Description	Wire Length	End2 Terminal Part Number	End2 Pin Name	End2 Connector
E	-	-	BB99W	2643718 R1	0.79	18.0	Std. Wall XLPE Primary Cable	VIOLET	600.0	-	B6	1800F
F	-	-	BB99E	4092323 R1	0.79	18.0	Std. Wall XLPE Primary Cable	VIOLET/BLACK	600.0	-	C6	1800F

Connector Name 1806
 Part Number 1661777C1
 Instances B6.7 - Service Brake Switch:Diagram1
 Mates SW-BRAKE_SWITCH-3028-01-02A



Name	Terminal Part Number	V-Min	Name	Wire Part Number	Wire CSA	Wire Spec	Wire Material description	Wire Color Description	Wire Length	End2 Terminal Part Number	End2 Pin Name	End2 Connector
C	-	-	BL70A	3510317 R1	0.79	18.0	Thin Wall XLPE Primary Cable	ORANGE	775.0	-	A6	1800F
C	-	-	BG70	3510317 R1	0.79	18.0	Thin Wall XLPE Primary Cable	ORANGE	775.0	-	B9	1800F
D	-	-	CA9VH	3510311 R1	0.79	18.0	Thin Wall XLPE Primary Cable	GREY	525.0	-	X	-
D	-	-	CA9VG	3510311 R1	0.79	18.0	Thin Wall XLPE Primary Cable	GREY	525.0	-	X	-

Connector Name 1807
 Part Number 3540757C1
 Instances L9 - Clutch Monitoring (High and Low Switch to BCM):Diagram1
 Mates SW-CLUTCH-5050-02-01A



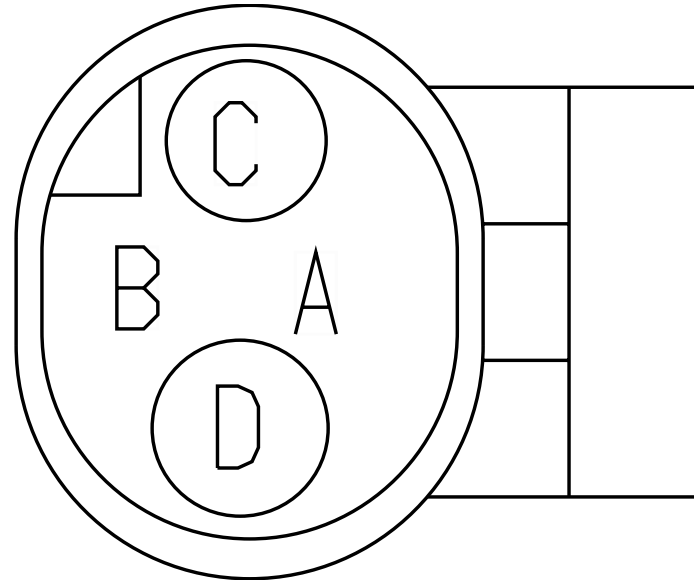
Name	Terminal Part Number	V-Min	Name	Wire Part Number	Wire CSA	Wire Spec	Wire Material description	Wire Color Description	Wire Length	End2 Terminal Part Number	End2 Pin Name	End2 Connector
A	-	-	CD17J	3510323 R1	0.79	18.0	Thin Wall XLPE Primary Cable	PINK	550.0	-	D7	1800F
A	-	-	CF17J	3510323 R1	0.79	18.0	Thin Wall XLPE Primary Cable	PINK	550.0	-	D7	1800F
A	-	-	CC17J	3510323 R1	0.79	18.0	Thin Wall XLPE Primary Cable	PINK	550.0	-	D7	1800F
A	-	-	CE17J	3510323 R1	0.79	18.0	Thin Wall XLPE Primary Cable	PINK	550.0	-	D7	1800F

Name	Terminal Part Number	V-Min	Name	Wire Part Number	Wire CSA	Wire Spec	Wire Material description	Wire Color Description	Wire Length	End2 Terminal Part Number	End2 Pin Name	End2 Connector
A	-	-	CB17J	3510323 R1	0.79	18.0	Thin Wall XLPE Primary Cable	PINK	550.0	-	D7	1800F
A	-	-	CA17J	3510323 R1	0.79	18.0	Thin Wall XLPE Primary Cable	PINK	550.0	-	D7	1800F
B	-	-	CA17H	3510323 R1	0.79	18.0	Thin Wall XLPE Primary Cable	PINK	550.0	-	D8	1800F
B	-	-	CE17H	3510323 R1	0.79	18.0	Thin Wall XLPE Primary Cable	PINK	550.0	-	D8	1800F
B	-	-	CC17H	3510323 R1	0.79	18.0	Thin Wall XLPE Primary Cable	PINK	550.0	-	D8	1800F
B	-	-	CB17H	3510323 R1	0.79	18.0	Thin Wall XLPE Primary Cable	PINK	550.0	-	D8	1800F
B	-	-	CD17H	3510323 R1	0.79	18.0	Thin Wall XLPE Primary Cable	PINK	550.0	-	D8	1800F
B	-	-	CF17H	3510323 R1	0.79	18.0	Thin Wall XLPE Primary Cable	PINK	550.0	-	D8	1800F

Name	Terminal Part Number	V-Min	Name	Wire Part Number	Wire CSA	Wire Spec	Wire Material description	Wire Color Description	Wire Length	End2 Terminal Part Number	End2 Pin Name	End2 Connector
C	-	-	CE97A	2643718 R1	0.79	18.0	Std. Wall XLPE Primary Cable	VIOLET	550.0	-	C11	1800F
C	-	-	CD97A	2643718 R1	0.79	18.0	Std. Wall XLPE Primary Cable	VIOLET	550.0	-	C11	1800F
C	-	-	CA97A	2643718 R1	0.79	18.0	Std. Wall XLPE Primary Cable	VIOLET	550.0	-	C11	1800F
C	-	-	CF97A	2643718 R1	0.79	18.0	Std. Wall XLPE Primary Cable	VIOLET	550.0	-	C11	1800F
C	-	-	CB97A	2643718 R1	0.79	18.0	Std. Wall XLPE Primary Cable	VIOLET	550.0	-	C11	1800F
C	-	-	CC97A	2643718 R1	0.79	18.0	Std. Wall XLPE Primary Cable	VIOLET	550.0	-	C11	1800F
D	-	-	CE9VB	3510311 R1	0.79	18.0	Thin Wall XLPE Primary Cable	GREY	300.0	-	X	-
D	-	-	CC9VB	3510311 R1	0.79	18.0	Thin Wall XLPE Primary Cable	GREY	300.0	-	X	-

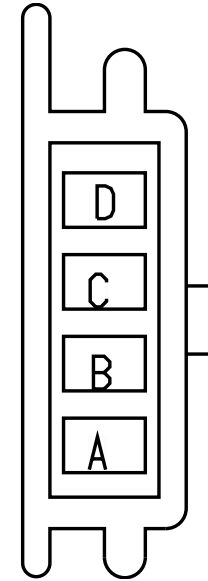
Name	Terminal Part Number	V-Min	Name	Wire Part Number	Wire CSA	Wire Spec	Wire Material description	Wire Color Description	Wire Length	End2 Terminal Part Number	End2 Pin Name	End2 Connector
D	-	-	CB9VB	3510311 R1	0.79	18.0	Thin Wall XLPE Primary Cable	GREY	300.0	-	X	-
D	-	-	CD9VB	3510311 R1	0.79	18.0	Thin Wall XLPE Primary Cable	GREY	300.0	-	X	-
D	-	-	CA9VB	3510311 R1	0.79	18.0	Thin Wall XLPE Primary Cable	GREY	300.0	-	X	-
D	-	-	CF9VB	3510311 R1	0.79	18.0	Thin Wall XLPE Primary Cable	GREY	300.0	-	X	-

Connector Name 1808
 Part Number 1661777C1
 Instances Park Brake Control (Monitoring) (GEN IV BCM):Diagram1
 Park Brake Control (Monitoring) (W/Vehicle Speed):Diagram1
 Park Brake Controls (Monitoring) W (Door Switch City
 Horn):Diagram1
 Mates SW-PARK BRAKE-3022-01-01A



Name	Terminal Part Number	V-Min	Name	Wire Part Number	Wire CSA	Wire Spec	Wire Material description	Wire Color Description	Wire Length	End2 Terminal Part Number	End2 Pin Name	End2 Connector
C	-	-	BZ44BB	3510311 R1	0.79	18.0	Thin Wall XLPE Primary Cable	GREY	725.0	-	B7	1800F
D	-	-	BW9VD	3510311 R1	0.79	18.0	Thin Wall XLPE Primary Cable	GREY	275.0	-	X	-

Connector Name 1809
 Part Number 3547870C1
 Instances
 B6.7 - Adjustable Engine Speed Control (PTO) 4-pin:Diagram1
 B6.7 - City Horn (W/ 4PIN CLK & P. Brake):Diagram1-Combination1
 B6.7 - City Horn (W/ 4PIN CLK & P. Brake):Diagram1-Combination2
 B6.7 - City Horn (W/ 4PIN CLK):Diagram1-Combination1
 B6.7 - City Horn (W/ 4PIN CLK):Diagram1-Combination2
 Cruise Control (W/ One Telltale 4 Pin):Diagram1-Combination1
 Cruise Control (W/ One Telltale 4 Pin):Diagram1-Combination2
 L9 - Adjustable Engine Speed Control (PTO) 4-pin:Diagram1
 L9 - City Horn (W/ 4PIN CLK & P. Brake):Diagram1-Combination1
 L9 - City Horn (W/ 4PIN CLK & P. Brake):Diagram1-Combination2
 L9 - City Horn (W/ 4PIN CLK):Diagram1-Combination1
 L9 - City Horn (W/ 4PIN CLK):Diagram1-Combination2
 L9 - PARK LIGHTS - W/Marker Interrupt 4 pin clockspring:Diagram1-Combination1
 L9 - PARK LIGHTS - W/Marker Interrupt 4 pin clockspring:Diagram1-Combination2
 Vehicle Speed Control (Cruise Control) 4 Pin:Diagram1
 Mates DEV-4PIN_CLCKSPRING-1005-0 1-04A



Name	Terminal Part Number	V-Min	Name	Wire Part Number	Wire CSA	Wire Spec	Wire Material description	Wire Color Description	Wire Length	End2 Terminal Part Number	End2 Pin Name	End2 Connector
A	-	-	BF97	3510310 R1	0.53	20.0	Thin Wall XLPE Primary Cable	GREY	1125.0	-	B12	1800F
A	-	-	CB97	3510310 R1	0.53	20.0	Thin Wall XLPE Primary Cable	GREY	1125.0	-	B12	1800F
A	-	-	BG97	3510310 R1	0.53	20.0	Thin Wall XLPE Primary Cable	GREY	1125.0	-	B12	1800F

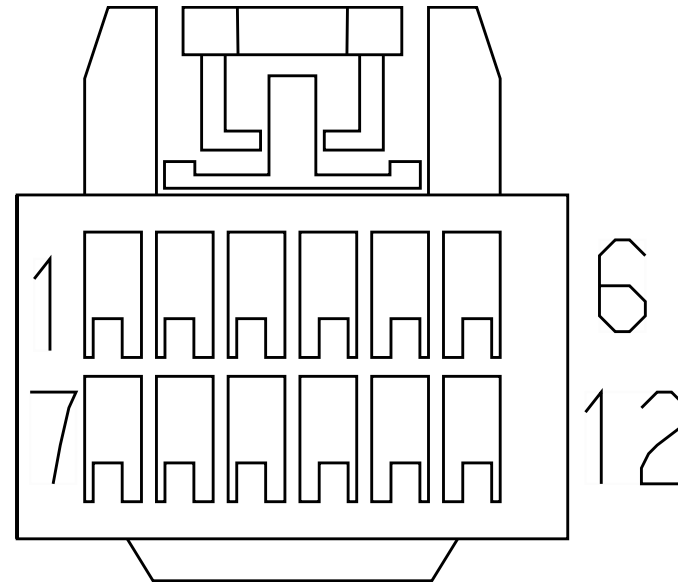
Name	Terminal Part Number	V-Min	Name	Wire Part Number	Wire CSA	Wire Spec	Wire Material description	Wire Color Description	Wire Length	End2 Terminal Part Number	End2 Pin Name	End2 Connect or
B	-	-	BF85B	3510310 R1	0.53	20.0	Thin Wall XLPE Primary Cable	GREY	1125.0	-	B10	1800F
B	-	-	CB85B	3510310 R1	0.53	20.0	Thin Wall XLPE Primary Cable	GREY	1125.0	-	B10	1800F
B	-	-	BG85B	3510310 R1	0.53	20.0	Thin Wall XLPE Primary Cable	GREY	1125.0	-	B10	1800F
C	-	-	BG62DD	3510352 R1	0.53	20.0	Thin Wall XLPE Primary Cable	DARK BLUE	1125.0	-	D3	1800F
C	-	-	BF62DD	3510352 R1	0.53	20.0	Thin Wall XLPE Primary Cable	DARK BLUE	1125.0	-	D3	1800F
C	-	-	CB62DD	3510352 R1	0.53	20.0	Thin Wall XLPE Primary Cable	DARK BLUE	1125.0	-	D3	1800F
D	-	-	BG9R	3510311 R1	0.79	18.0	Thin Wall XLPE Primary Cable	GREY	875.0	-	X	-
D	-	-	CB9R	3510311 R1	0.79	18.0	Thin Wall XLPE Primary Cable	GREY	875.0	-	X	-

Name	Terminal Part Number	V-Min	Name	Wire Part Number	Wire CSA	Wire Spec	Wire Material description	Wire Color Description	Wire Length	End2 Terminal Part Number	End2 Pin Name	End2 Connector
D	-	-	BV9R	3510311 R1	0.79	18.0	Thin Wall XLPE Primary Cable	GREY	875.0	-	X	-
D	-	-	CF9R	3510311 R1	0.79	18.0	Thin Wall XLPE Primary Cable	GREY	875.0	-	X	-
D	-	-	BW9R	3510311 R1	0.79	18.0	Thin Wall XLPE Primary Cable	GREY	875.0	-	X	-
D	-	-	CE9R	3510311 R1	0.79	18.0	Thin Wall XLPE Primary Cable	GREY	875.0	-	X	-

Connector Name 1810
 Part Number 3539212C1
 Instances

- B6.7 - Headlights W 10PIN CLK W/LOWW W/O Interrupt:Diagram1-Combination1
- B6.7 - Headlights W 10PIN CLK W/LOWW W/O Interrupt:Diagram1-Combination2
- B6.7 - Headlights W/O Lights ON with wipers (LOWW) W/ Headlights Interrupt:Diagram1-Combination1
- B6.7 - Headlights W/O Lights ON with wipers (LOWW) W/ Headlights Interrupt:Diagram1-Combination2
- B6.7 - Headlights W/O Lights ON With Wipers (LOWW) W/O Headlights Interrupt:Diagram1-Combination1
- B6.7 - Headlights W/O Lights ON With Wipers (LOWW) W/O Headlights Interrupt:Diagram1-Combination2
- L9 - Directional Signal (Turn) W/ LED BOX LAMPS:Diagram1
- L9 - Directional Signal (Turn) W/ Single Tail Board W/Hazard SW:Diagram1
- L9 - Headlights W 10PIN CLK W/LOWW W/Interrupt:Diagram1-Combination1
- L9 - Headlights W 10PIN CLK W/LOWW W/Interrupt:Diagram1-Combination2
- L9 - Headlights W 10PIN CLK W/LOWW W/O Interrupt:Diagram1-Combination1
- L9 - Headlights W 10PIN CLK W/LOWW W/O Interrupt:Diagram1-Combination2
- L9 - Headlights W/O Lights ON With Wipers (LOWW) W/O Headlights Interrupt:Diagram1-Combination1
- L9 - Headlights W/O Lights ON With Wipers (LOWW) W/O Headlights Interrupt:Diagram1-Combination2
- L9 - Headlights W/O Lights ON with wipers (LOWW) W/ Headlights Interrupt:Diagram1-Combination1
- L9 - Headlights W/O Lights ON with wipers (LOWW) W/ Headlights Interrupt:Diagram1-Combination2
- L9 - Windshield Washer Pump:Diagram1-Combination1
- L9 - Windshield Washer Pump:Diagram1-Combination2
- L9 - Windshield Washer Pump & Low Fluid Sensor:Diagram1-Combination1
- L9 - Windshield Washer Pump & Low Fluid Sensor:Diagram1-Combination2
- L9 - Windshield Wipers:Diagram1

Mates SW-MULTIFUNCTION-1016-01-0 4B



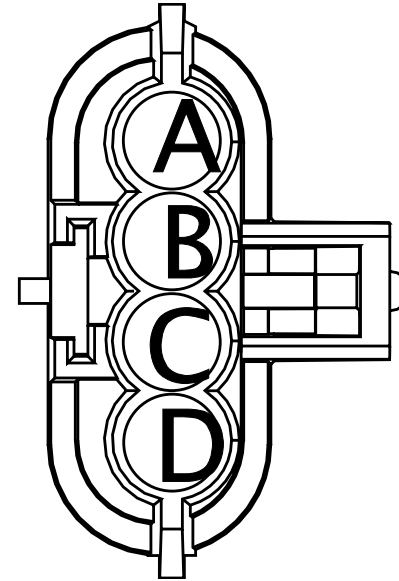
Name	Terminal Part Number	V-Min	Name	Wire Part Number	Wire CSA	Wire Spec	Wire Material description	Wire Color Description	Wire Length	End2 Terminal Part Number	End2 Pin Name	End2 Connect or
1	-	-	BB56A	3510317 R1	0.79	18.0	Thin Wall XLPE Primary Cable	ORANGE	1065.0	-	A1	1800F
2	-	-	BB57A	3510317 R1	0.79	18.0	Thin Wall XLPE Primary Cable	ORANGE	1065.0	-	A2	1800F
3	-	-	BB52A	3510335 R1	0.79	18.0	Thin Wall XLPE Primary Cable	YELLOW 2	1065.0	-	A7	1800F
4	-	-	BB102A	3510335 R1	0.79	18.0	Thin Wall XLPE Primary Cable	YELLOW 2	1065.0	-	A8	1800F
5	-	-	BB82B	3510311 R1	0.79	18.0	Thin Wall XLPE Primary Cable	GREY	1065.0	-	B1	1800F
6	-	-	BL87-G	3510359 R1	0.79	18.0	Thin Wall XLPE Primary Cable	WHITE	515.0	-	X	-
6	-	-	BE87-G	3510359 R1	0.79	18.0	Thin Wall XLPE Primary Cable	WHITE	515.0	-	X	-
6	-	-	CA87-G	3510359 R1	0.79	18.0	Thin Wall XLPE Primary Cable	WHITE	515.0	-	X	-

Name	Terminal Part Number	V-Min	Name	Wire Part Number	Wire CSA	Wire Spec	Wire Material description	Wire Color Description	Wire Length	End2 Terminal Part Number	End2 Pin Name	End2 Connector
6	-	-	BF11-GAA	3510359 R1	0.79	18.0	Thin Wall XLPE Primary Cable	WHITE	1065.0	-	A3	1800F
6	-	-	BG11-GAA	3510359 R1	0.79	18.0	Thin Wall XLPE Primary Cable	WHITE	1065.0	-	A3	1800F
6	-	-	CB11-GAA	3510359 R1	0.79	18.0	Thin Wall XLPE Primary Cable	WHITE	1065.0	-	A3	1800F
7	-	-	BW9S	3510311 R1	0.79	18.0	Thin Wall XLPE Primary Cable	GREY	815.0	-	X	-
7	-	-	CE9S	3510311 R1	0.79	18.0	Thin Wall XLPE Primary Cable	GREY	815.0	-	X	-
7	-	-	BG9S	3510311 R1	0.79	18.0	Thin Wall XLPE Primary Cable	GREY	815.0	-	X	-
7	-	-	BV9S	3510311 R1	0.79	18.0	Thin Wall XLPE Primary Cable	GREY	815.0	-	X	-
7	-	-	CC9S	3510311 R1	0.79	18.0	Thin Wall XLPE Primary Cable	GREY	815.0	-	X	-

Name	Terminal Part Number	V-Min	Name	Wire Part Number	Wire CSA	Wire Spec	Wire Material description	Wire Color Description	Wire Length	End2 Terminal Part Number	End2 Pin Name	End2 Connector
7	-	-	CD9S	3510311 R1	0.79	18.0	Thin Wall XLPE Primary Cable	GREY	815.0	-	X	-
7	-	-	CB9S	3510311 R1	0.79	18.0	Thin Wall XLPE Primary Cable	GREY	815.0	-	X	-
7	-	-	CA9S	3510311 R1	0.79	18.0	Thin Wall XLPE Primary Cable	GREY	815.0	-	X	-
7	-	-	BL9S	3510311 R1	0.79	18.0	Thin Wall XLPE Primary Cable	GREY	815.0	-	X	-
7	-	-	BX9S	3510311 R1	0.79	18.0	Thin Wall XLPE Primary Cable	GREY	815.0	-	X	-
7	-	-	CF9S	3510311 R1	0.79	18.0	Thin Wall XLPE Primary Cable	GREY	815.0	-	X	-
7	-	-	BZ9S	3510311 R1	0.79	18.0	Thin Wall XLPE Primary Cable	GREY	815.0	-	X	-
8	-	-	BB82	3510311 R1	0.79	18.0	Thin Wall XLPE Primary Cable	GREY	1065.0	-	C9	1800F

Name	Terminal Part Number	V-Min	Name	Wire Part Number	Wire CSA	Wire Spec	Wire Material description	Wire Color Description	Wire Length	End2 Terminal Part Number	End2 Pin Name	End2 Connect or
11	-	-	BB82A	3510311 R1	0.79	18.0	Thin Wall XLPE Primary Cable	GREY	1065.0	-	C1	1800F
12	-	-	BB87A	3510311 R1	0.79	18.0	Thin Wall XLPE Primary Cable	GREY	1065.0	-	A5	1800F

Connector Name 1811
 Part Number 3540757C1
 Instances B6.7 - Clutch Monitoring (High and Low Switch to BCM):Diagram1
 Compressed Air Supply:Diagram1
 Mates SNSR-PRIMARY_PT-3026-01-01A



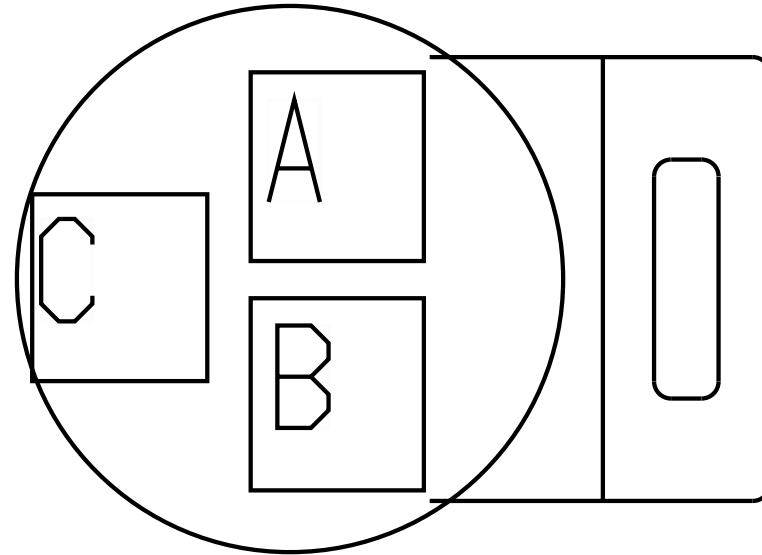
Name	Terminal Part Number	V-Min	Name	Wire Part Number	Wire CSA	Wire Spec	Wire Material description	Wire Color Description	Wire Length	End2 Terminal Part Number	End2 Pin Name	End2 Connector
A	-	-	CD17J	3510323 R1	0.79	18.0	Thin Wall XLPE Primary Cable	PINK	550.0	-	D7	1800F
A	-	-	BG9VC	3510311 R1	0.79	18.0	Thin Wall XLPE Primary Cable	GREY	200.0	-	X	-
A	-	-	BL9VC	3510311 R1	0.79	18.0	Thin Wall XLPE Primary Cable	GREY	200.0	-	X	-
A	-	-	CA9VC	3510311 R1	0.79	18.0	Thin Wall XLPE Primary Cable	GREY	200.0	-	X	-

Name	Terminal Part Number	V-Min	Name	Wire Part Number	Wire CSA	Wire Spec	Wire Material description	Wire Color Description	Wire Length	End2 Terminal Part Number	End2 Pin Name	End2 Connector
A	-	-	CB9VC	3510311 R1	0.79	18.0	Thin Wall XLPE Primary Cable	GREY	200.0	-	X	-
A	-	-	CC9VC	3510311 R1	0.79	18.0	Thin Wall XLPE Primary Cable	GREY	200.0	-	X	-
A	-	-	CE9VC	3510311 R1	0.79	18.0	Thin Wall XLPE Primary Cable	GREY	200.0	-	X	-
A	-	-	BW9VC	3510311 R1	0.79	18.0	Thin Wall XLPE Primary Cable	GREY	200.0	-	X	-
A	-	-	BZ9VC	3510311 R1	0.79	18.0	Thin Wall XLPE Primary Cable	GREY	200.0	-	X	-
B	-	-	CB17H	3510323 R1	0.79	18.0	Thin Wall XLPE Primary Cable	PINK	550.0	-	D8	1800F
B	-	-	CA6HB	3510311 R1	0.79	18.0	Thin Wall XLPE Primary Cable	GREY	100.0	-	X	-
B	-	-	BL6HB	3510311 R1	0.79	18.0	Thin Wall XLPE Primary Cable	GREY	100.0	-	X	-

Name	Terminal Part Number	V-Min	Name	Wire Part Number	Wire CSA	Wire Spec	Wire Material description	Wire Color Description	Wire Length	End2 Terminal Part Number	End2 Pin Name	End2 Connector
B	-	-	BG6HB	3510311 R1	0.79	18.0	Thin Wall XLPE Primary Cable	GREY	100.0	-	X	-
B	-	-	CB6HB	3510311 R1	0.79	18.0	Thin Wall XLPE Primary Cable	GREY	100.0	-	X	-
B	-	-	BZ6HB	3510311 R1	0.79	18.0	Thin Wall XLPE Primary Cable	GREY	650.0	-	B3	1800F
B	-	-	CC6HB	3510311 R1	0.79	18.0	Thin Wall XLPE Primary Cable	GREY	650.0	-	B3	1800F
B	-	-	CE6HB	3510311 R1	0.79	18.0	Thin Wall XLPE Primary Cable	GREY	650.0	-	B3	1800F
B	-	-	BW6HB	3510311 R1	0.79	18.0	Thin Wall XLPE Primary Cable	GREY	650.0	-	B3	1800F
C	-	-	CB97A	2643718 R1	0.79	18.0	Std. Wall XLPE Primary Cable	VIOLET	550.0	-	C11	1800F
C	-	-	CC40	3510311 R1	0.79	18.0	Thin Wall XLPE Primary Cable	GREY	650.0	-	C12	1800F

Name	Terminal Part Number	V-Min	Name	Wire Part Number	Wire CSA	Wire Spec	Wire Material description	Wire Color Description	Wire Length	End2 Terminal Part Number	End2 Pin Name	End2 Connector
C	-	-	BW40	3510311 R1	0.79	18.0	Thin Wall XLPE Primary Cable	GREY	650.0	-	C12	1800F
C	-	-	CA40	3510311 R1	0.79	18.0	Thin Wall XLPE Primary Cable	GREY	650.0	-	C12	1800F
C	-	-	CE40	3510311 R1	0.79	18.0	Thin Wall XLPE Primary Cable	GREY	650.0	-	C12	1800F
C	-	-	CB40	3510311 R1	0.79	18.0	Thin Wall XLPE Primary Cable	GREY	650.0	-	C12	1800F
C	-	-	BL40	3510311 R1	0.79	18.0	Thin Wall XLPE Primary Cable	GREY	650.0	-	C12	1800F
C	-	-	BG40	3510311 R1	0.79	18.0	Thin Wall XLPE Primary Cable	GREY	650.0	-	C12	1800F
C	-	-	BZ40	3510311 R1	0.79	18.0	Thin Wall XLPE Primary Cable	GREY	650.0	-	C12	1800F
D	-	-	CC9VB	3510311 R1	0.79	18.0	Thin Wall XLPE Primary Cable	GREY	300.0	-	X	-

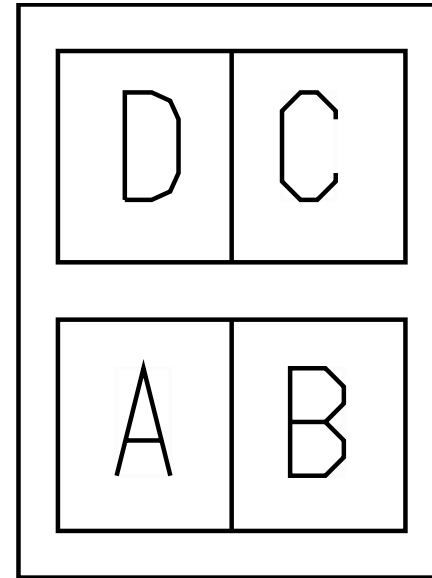
Connector Name 1812
 Part Number 1678137C1
 Instances Compressed Air Supply:Diagram1
 Mates SNSR-SECONDARY_PT-3026-01- 01B



Name	Terminal Part Number	V-Min	Name	Wire Part Number	Wire CSA	Wire Spec	Wire Material description	Wire Color Description	Wire Length	End2 Terminal Part Number	End2 Pin Name	End2 Connector
A	-	-	CA9VE	3510311 R1	0.79	18.0	Thin Wall XLPE Primary Cable	GREY	350.0	-	X	-
A	-	-	BL9VE	3510311 R1	0.79	18.0	Thin Wall XLPE Primary Cable	GREY	350.0	-	X	-
A	-	-	BG9VE	3510311 R1	0.79	18.0	Thin Wall XLPE Primary Cable	GREY	350.0	-	X	-
A	-	-	CB9VE	3510311 R1	0.79	18.0	Thin Wall XLPE Primary Cable	GREY	350.0	-	X	-

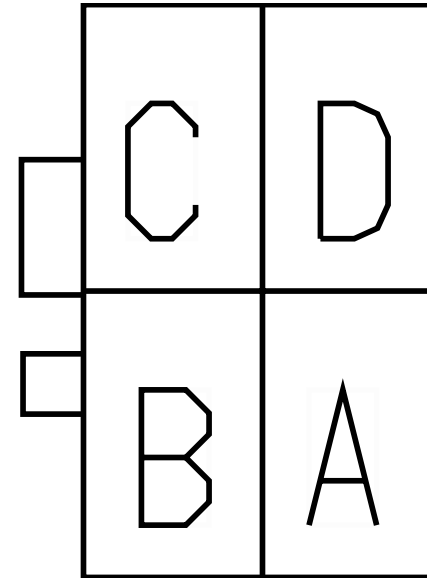
Name	Terminal Part Number	V-Min	Name	Wire Part Number	Wire CSA	Wire Spec	Wire Material description	Wire Color Description	Wire Length	End2 Terminal Part Number	End2 Pin Name	End2 Connector
B	-	-	CA6HA	3510311 R1	0.79	18.0	Thin Wall XLPE Primary Cable	GREY	250.0	-	X	-
B	-	-	CB6HA	3510311 R1	0.79	18.0	Thin Wall XLPE Primary Cable	GREY	250.0	-	X	-
B	-	-	BG6HA	3510311 R1	0.79	18.0	Thin Wall XLPE Primary Cable	GREY	250.0	-	X	-
B	-	-	BL6HA	3510311 R1	0.79	18.0	Thin Wall XLPE Primary Cable	GREY	250.0	-	X	-
C	-	-	CB40A	3510311 R1	0.79	18.0	Thin Wall XLPE Primary Cable	GREY	800.0	-	B2	1800F
C	-	-	BG40A	3510311 R1	0.79	18.0	Thin Wall XLPE Primary Cable	GREY	800.0	-	B2	1800F
C	-	-	BL40A	3510311 R1	0.79	18.0	Thin Wall XLPE Primary Cable	GREY	800.0	-	B2	1800F
C	-	-	CA40A	3510311 R1	0.79	18.0	Thin Wall XLPE Primary Cable	GREY	800.0	-	B2	1800F

Connector Name 1820F
 Part Number 1667529C1
 Instances B6.7 - CAN Layout:ABS Proprietary J1939
 L9 - CAN Layout:ABS Proprietary J1939
 Mates 1820M




Name	Terminal Part Number	V-Min	Name	Wire Part Number	Wire CSA	Wire Spec	Wire Material description	Wire Color Description	Wire Length	End2 Terminal Part Number	End2 Pin Name	End2 Connector
A	-	-	BE94SD	3510310 R1	0.53	20.0	Thin Wall XLPE Primary Cable	GREY	0.0	-	2	1821
B	-	-	BE94SB	3510310 R1	0.53	20.0	Thin Wall XLPE Primary Cable	GREY	0.0	-	3	1821
C	-	-	BE94SC	3510310 R1	0.53	20.0	Thin Wall XLPE Primary Cable	GREY	0.0	-	1	1821
D	-	-	BE94SA	3510310 R1	0.53	20.0	Thin Wall XLPE Primary Cable	GREY	0.0	-	4	1821

Connector Name 1820M
 Part Number 1667305C1
 Instances B6.7 - CAN Layout:ABS Proprietary J1939
 L9 - CAN Layout:ABS Proprietary J1939
 Mates 1820F



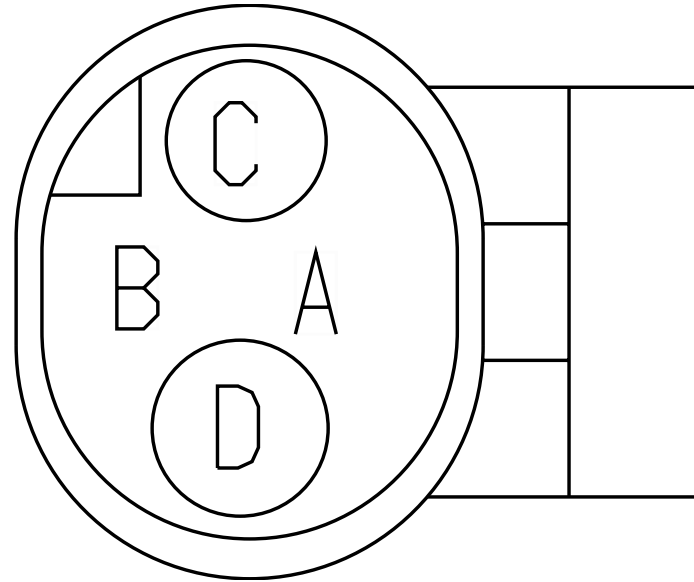
Name	Terminal Part Number	V-Min	Name	Wire Part Number	Wire CSA	Wire Spec	Wire Material description	Wire Color Description	Wire Length	End2 Terminal Part Number	End2 Pin Name	End2 Connector
A	-	-	WIRE239192	-	0.0	-	-	-	0.0	-	C	1410
A	-	-	WIRE239193	-	0.0	-	-	-	0.0	-	B	1410
B	-	-	WIRE239196	-	0.0	-	-	-	0.0	-	H	1410
B	-	-	WIRE239197	-	0.0	-	-	-	0.0	-	J	1410
C	-	-	WIRE239194	-	0.0	-	-	-	0.0	-	E	1410
C	-	-	WIRE239195	-	0.0	-	-	-	0.0	-	F	1410
D	-	-	WIRE239198	-	0.0	-	-	-	0.0	-	L	1410
D	-	-	WIRE239199	-	0.0	-	-	-	0.0	-	M	1410

Connector Name 1821
 Part Number 3601800C1
 Instances B6.7 - CAN Layout:ABS Proprietary J1939
 L9 - CAN Layout:ABS Proprietary J1939
 Mates SNSR-STEERING_ANGLE-3026-0 1-01A



Name	Terminal Part Number	V-Min	Name	Wire Part Number	Wire CSA	Wire Spec	Wire Material description	Wire Color Description	Wire Length	End2 Terminal Part Number	End2 Pin Name	End2 Connector
1	-	-	BE94SC	3510310 R1	0.53	20.0	Thin Wall XLPE Primary Cable	GREY	0.0	-	C	1820F
2	-	-	BE94SD	3510310 R1	0.53	20.0	Thin Wall XLPE Primary Cable	GREY	0.0	-	A	1820F
3	-	-	BE94SB	3510310 R1	0.53	20.0	Thin Wall XLPE Primary Cable	GREY	0.0	-	B	1820F
4	-	-	BE94SA	3510310 R1	0.53	20.0	Thin Wall XLPE Primary Cable	GREY	0.0	-	D	1820F

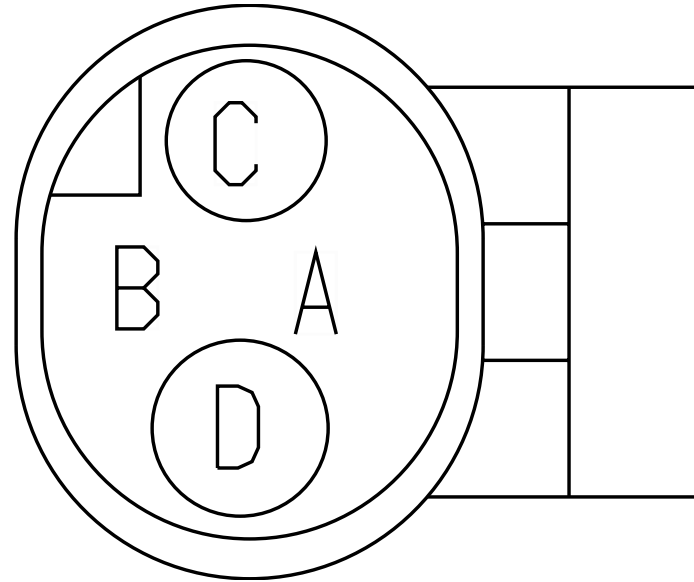
Connector Name 1823
 Part Number 1661777C1
 Instances L9 - Service Brake Switch:Diagram1
 Mates SW-BRAKE_SWITCH-3028-01-02B



Name	Terminal Part Number	V-Min	Name	Wire Part Number	Wire CSA	Wire Spec	Wire Material description	Wire Color Description	Wire Length	End2 Terminal Part Number	End2 Pin Name	End2 Connector
C	-	-	CA70A	3510317 R1	0.79	18.0	Thin Wall XLPE Primary Cable	ORANGE	775.0	-	A6	1800F
C	-	-	BG70A	3510317 R1	0.79	18.0	Thin Wall XLPE Primary Cable	ORANGE	775.0	-	A6	1800F
C	-	-	BL70A	3510317 R1	0.79	18.0	Thin Wall XLPE Primary Cable	ORANGE	775.0	-	A6	1800F
C	-	-	CB70A	3510317 R1	0.79	18.0	Thin Wall XLPE Primary Cable	ORANGE	775.0	-	A6	1800F

Name	Terminal Part Number	V-Min	Name	Wire Part Number	Wire CSA	Wire Spec	Wire Material description	Wire Color Description	Wire Length	End2 Terminal Part Number	End2 Pin Name	End2 Connector
D	-	-	BL9VG	3510311 R1	0.79	18.0	Thin Wall XLPE Primary Cable	GREY	525.0	-	X	-
D	-	-	CA9VG	3510311 R1	0.79	18.0	Thin Wall XLPE Primary Cable	GREY	525.0	-	X	-
D	-	-	CB9VG	3510311 R1	0.79	18.0	Thin Wall XLPE Primary Cable	GREY	525.0	-	X	-
D	-	-	BG9VG	3510311 R1	0.79	18.0	Thin Wall XLPE Primary Cable	GREY	525.0	-	X	-

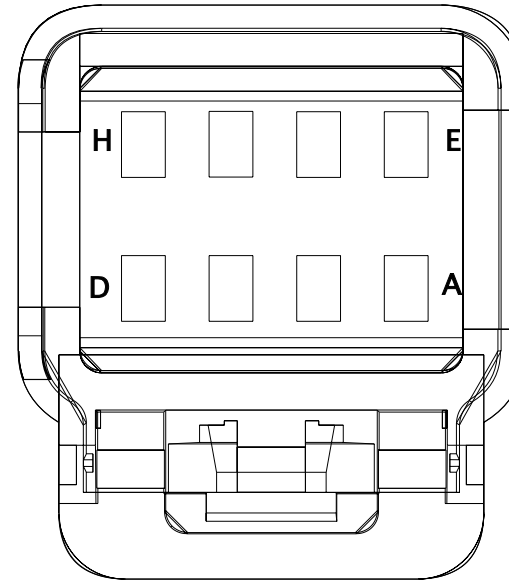
Connector Name 1824
 Part Number 1661777C1
 Instances L9 - Service Brake Switch:Diagram1
 Mates SW-BRAKE_SWITCH-3028-01-02A



Name	Terminal Part Number	V-Min	Name	Wire Part Number	Wire CSA	Wire Spec	Wire Material description	Wire Color Description	Wire Length	End2 Terminal Part Number	End2 Pin Name	End2 Connector
C	-	-	CA70	3510317 R1	0.79	18.0	Thin Wall XLPE Primary Cable	ORANGE	775.0	-	B9	1800F
C	-	-	BG70	3510317 R1	0.79	18.0	Thin Wall XLPE Primary Cable	ORANGE	775.0	-	B9	1800F
C	-	-	BL70	3510317 R1	0.79	18.0	Thin Wall XLPE Primary Cable	ORANGE	775.0	-	B9	1800F
C	-	-	CB70	3510317 R1	0.79	18.0	Thin Wall XLPE Primary Cable	ORANGE	775.0	-	B9	1800F

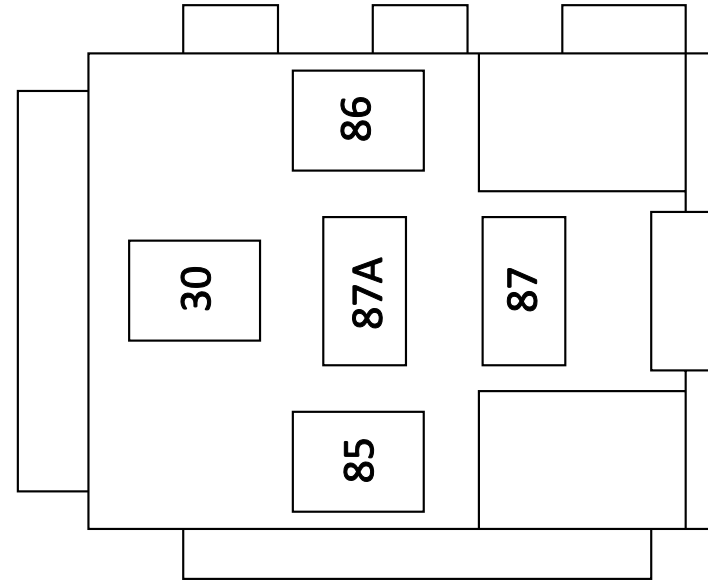
Name	Terminal Part Number	V-Min	Name	Wire Part Number	Wire CSA	Wire Spec	Wire Material description	Wire Color Description	Wire Length	End2 Terminal Part Number	End2 Pin Name	End2 Connector
D	-	-	BL9VH	3510311 R1	0.79	18.0	Thin Wall XLPE Primary Cable	GREY	525.0	-	X	-
D	-	-	CB9VH	3510311 R1	0.79	18.0	Thin Wall XLPE Primary Cable	GREY	525.0	-	X	-
D	-	-	CA9VH	3510311 R1	0.79	18.0	Thin Wall XLPE Primary Cable	GREY	525.0	-	X	-
D	-	-	BG9VH	3510311 R1	0.79	18.0	Thin Wall XLPE Primary Cable	GREY	525.0	-	X	-

Connector Name 1825F
 Part Number 4064551C1
 Instances B6.7 - CAN Layout:Powertrain Standard J1939 (500Kbps)
 B6.7 - Transmission Shifter (Stalk Shifter Allison):Diagram1-Combination1
 B6.7 - Transmission Shifter (Stalk Shifter Allison):Diagram1-Combination2
 Engine Brake W/ Stalk Shifter:Diagram1
 L9 - CAN Layout:Euro 5 Powertrain Standard J1939 (250Kbps)
 L9 - Transmission Shifter (Stalk Shifter Allison):Diagram1-Combination1
 L9 - Transmission Shifter (Stalk Shifter Allison):Diagram1-Combination2
 Mates MODU-SHF-5040-04-01A



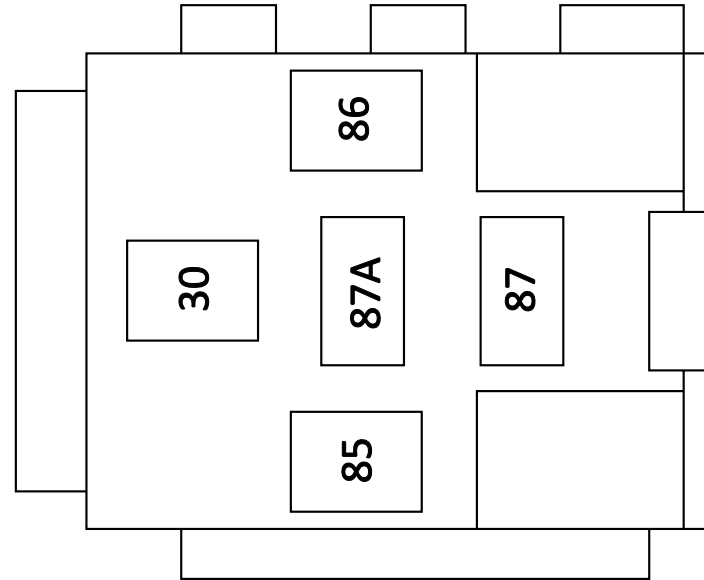
Name	Terminal Part Number	V-Min	Name	Wire Part Number	Wire CSA	Wire Spec	Wire Material description	Wire Color Description	Wire Length	End2 Terminal Part Number	End2 Pin Name	End2 Connector
B	-	-	BD92#134	3510329 R1	0.79	18.0	Thin Wall XLPE Primary Cable	TAN	1365.0	-	B	7900M
E	-	-	WIRE722 746	-	0.0	-	-	-	0.0	-	E	7900M
E	-	-	-	-	-	-	-	-	-	-	-	-
F	-	-	WIRE722 747	-	0.0	-	-	-	0.0	-	F	7900M
F	-	-	-	-	-	-	-	-	-	-	-	-
G	-	-	BD62DC	3510353 R1	0.79	18.0	Thin Wall XLPE Primary Cable	DARK BLUE	1365.0	-	G	7900M
H	-	-	BD92-GAH	3510359 R1	0.79	18.0	Thin Wall XLPE Primary Cable	WHITE	1365.0	-	H	7900M

Connector Name 1873B
 Part Number 593385C1
 Instances L9 - Auxiliary Power (40A) HSD:Diagram1
 Mates RLY-AUX_PWR-2055-04-01A



Name	Terminal Part Number	V-Min	Name	Wire Part Number	Wire CSA	Wire Spec	Wire Material description	Wire Color Description	Wire Length	End2 Terminal Part Number	End2 Pin Name	End2 Connector
1	-	-	HU103C	2643776 R1	4.81	10.0	Std. Wall XLPE Primary Cable	LIGHT GREEN	1280.0	-	12	1700
2	-	-	HU103BA	2643678 R1	1.16	16.0	Std. Wall XLPE Primary Cable	LIGHT GREEN	1375.0	-	-	-
3	-	-	HU103AA	3510299 R1	0.79	18.0	Thin Wall XLPE Primary Cable	LIGHT GREEN	1395.0	-	E14	J4-1601
4	-	-	HU103D	3510302 R1	3.01	12.0	Thin Wall XLPE Primary Cable	LIGHT GREEN	1280.0	-	13	1700

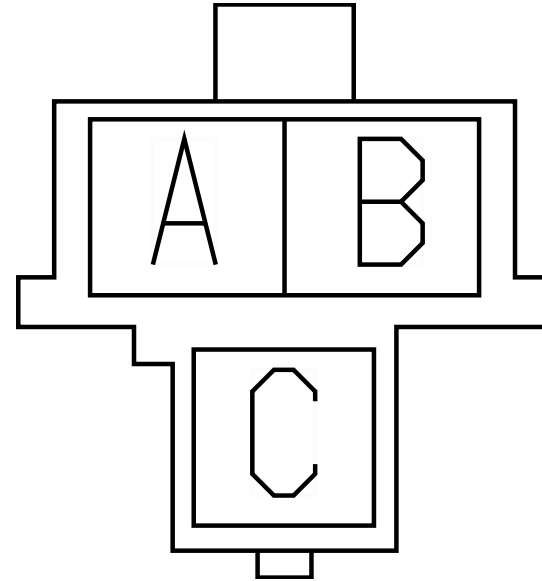
Connector Name 1873
 Part Number 593385C1
 Instances L9 - Transmission Power Take Off (Auto Trans with Lectradrive):Diagram1
 L9 - Transmission Power Take Off (Lectrashift PTO with Manual Trans):Diagram1
 Mates RLY_Lectrashift_PTO_5047-0 8-01A



Name	Terminal Part Number	V-Min	Name	Wire Part Number	Wire CSA	Wire Spec	Wire Material description	Wire Color Description	Wire Length	End2 Terminal Part Number	End2 Pin Name	End2 Connector
1	-	-	HW14LP	2643698 R1	4.81	10.0	Std. Wall XLPE Primary Cable	RED	1310.0	-	12	1700
1	-	-	HW14LP	2643698 R1	4.81	10.0	Std. Wall XLPE Primary Cable	RED	1310.0	-	-	-
2	-	-	HW12LC	3510323 R1	0.79	18.0	Thin Wall XLPE Primary Cable	PINK	1425.0	-	E11	J4-1601
3	-	-	HW11-GCB	3510359 R1	0.79	18.0	Thin Wall XLPE Primary Cable	WHITE	800.0	-	1	-

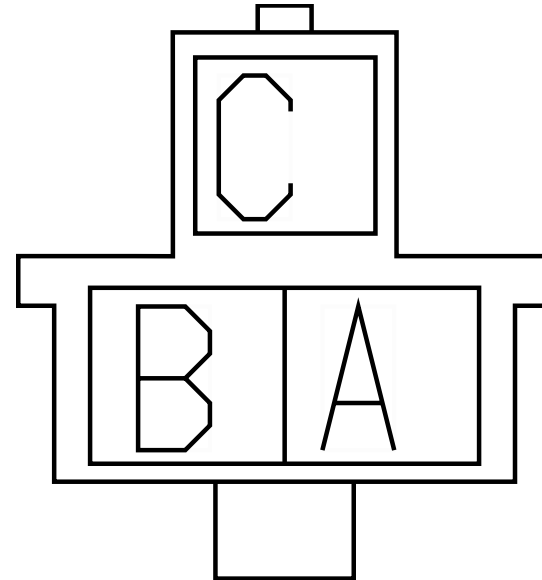
Name	Terminal Part Number	V-Min	Name	Wire Part Number	Wire CSA	Wire Spec	Wire Material description	Wire Color Description	Wire Length	End2 Terminal Part Number	End2 Pin Name	End2 Connector
4	-	-	HW14LSC	3510368 R1	3.01	12.0	Thin Wall XLPE Primary Cable	RED	2065.0	-	12	1703M
4	-	-	HW14BC	2643760 R1	1.16	16.0	Std. Wall XLPE Primary Cable	RED	640.0	-	1	9915

Connector Name 1901A
 Part Number 3590298C1
 Instances Standard APO and Aux APO:Diagram1-Combination2



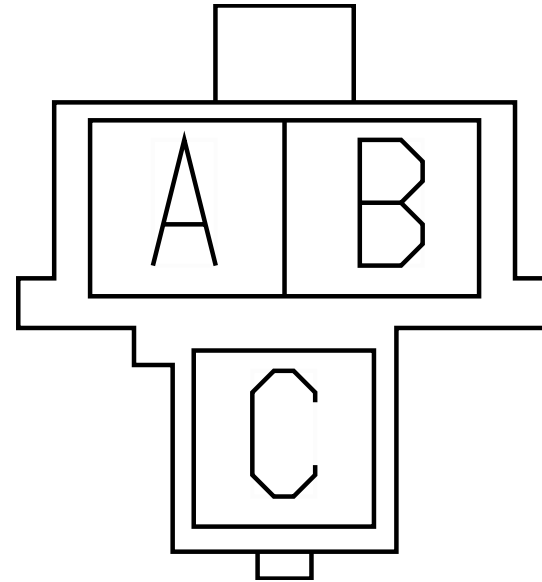
Name	Terminal Part Number	V-Min	Name	Wire Part Number	Wire CSA	Wire Spec	Wire Material description	Wire Color Description	Wire Length	End2 Terminal Part Number	End2 Pin Name	End2 Connector
A	-	-	JE14UA	3510301 R1	1.91	14.0	Thin Wall XLPE Primary Cable	LIGHT GREEN	1465.0	-	-	-
C	-	-	JE11-GUA	3510358 R1	0.53	20.0	Thin Wall XLPE Primary Cable	WHITE	1760.0	-	X	-

Connector Name 1901A
 Part Number 4094648C1
 Instances Cigar Lighter Aux APO:Diagram1-Combination2
 Mates DEV-APO-2002-01-01A



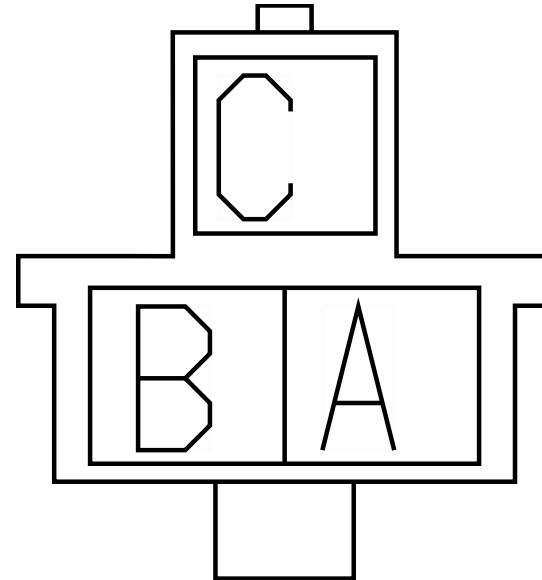
Name	Terminal Part Number	V-Min	Name	Wire Part Number	Wire CSA	Wire Spec	Wire Material description	Wire Color Description	Wire Length	End2 Terminal Part Number	End2 Pin Name	End2 Connector
A	-	-	JE14UA	3510301 R1	1.91	14.0	Thin Wall XLPE Primary Cable	LIGHT GREEN	1465.0	-	-	-
C	-	-	JE11-GUD	3510358 R1	0.53	20.0	Thin Wall XLPE Primary Cable	WHITE	1590.0	-	1	-

Connector Name 1901
 Part Number 3590298C1
 Instances Standard APO and Aux APO:Diagram1-Combination1




Name	Terminal Part Number	V-Min	Name	Wire Part Number	Wire CSA	Wire Spec	Wire Material description	Wire Color Description	Wire Length	End2 Terminal Part Number	End2 Pin Name	End2 Connector
A	-	-	JC84	3510301 R1	1.91	14.0	Thin Wall XLPE Primary Cable	LIGHT GREEN	1715.0	-	-	-
C	-	-	JC11-GAF	3510361 R1	1.91	14.0	Thin Wall XLPE Primary Cable	WHITE	1210.0	-	X	-

Connector Name 1901
 Part Number 4094648C1
 Instances Cigar Lighter Aux APO:Diagram1-Combination1
 Mates DEV-APO-2002-01-03A



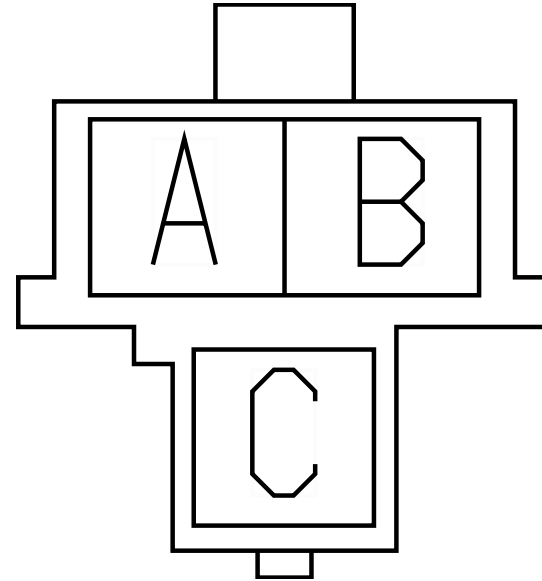
Name	Terminal Part Number	V-Min	Name	Wire Part Number	Wire CSA	Wire Spec	Wire Material description	Wire Color Description	Wire Length	End2 Terminal Part Number	End2 Pin Name	End2 Connector
A	-	-	JC84C	3510301 R1	1.91	14.0	Thin Wall XLPE Primary Cable	LIGHT GREEN	1715.0	-	-	-
C	-	-	JC11-GAC	3510361 R1	1.91	14.0	Thin Wall XLPE Primary Cable	WHITE	1040.0	-	1	-

Connector Name 1902
 Part Number 3517473C1
 Instances Banana Plugs Receptacle:Diagram1
 Mates DEV-Two_Post-2061-01-01A



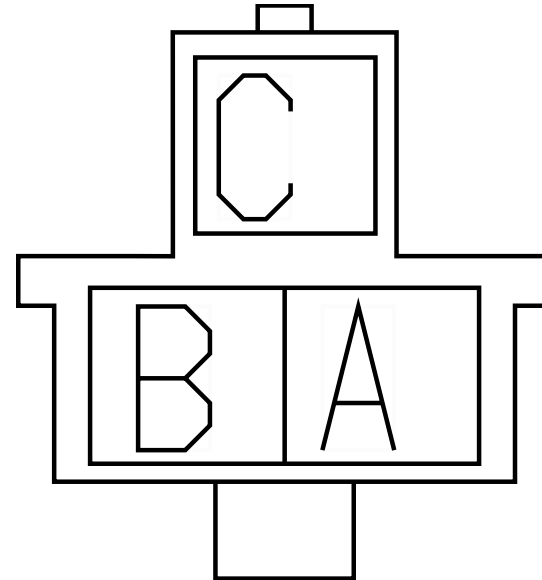
Name	Terminal Part Number	V-Min	Name	Wire Part Number	Wire CSA	Wire Spec	Wire Material description	Wire Color Description	Wire Length	End2 Terminal Part Number	End2 Pin Name	End2 Connector
A	-	-	JB86C	3510301 R1	1.91	14.0	Thin Wall XLPE Primary Cable	LIGHT GREEN	1270.0	-	-	-
B	-	-	JB11-GCC	3510361 R1	1.91	14.0	Thin Wall XLPE Primary Cable	WHITE	2145.0	-	-	-

Connector Name 1903B
 Part Number 3590298C1
 Instances Standard APO and Aux APO:Diagram1-Combination3
 Mates DEV-APO-2002-01-03A



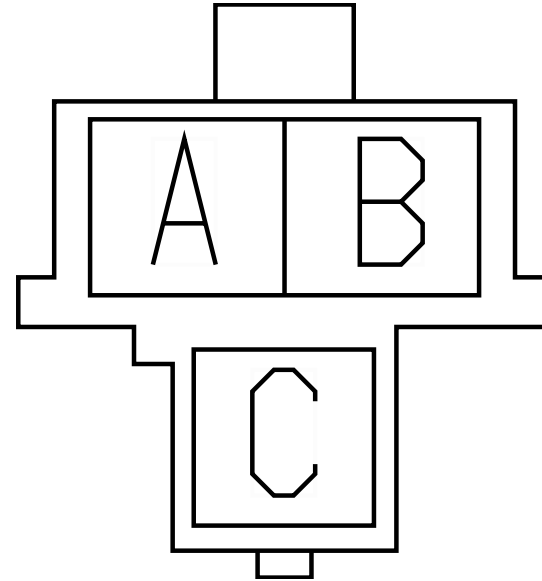
Name	Terminal Part Number	V-Min	Name	Wire Part Number	Wire CSA	Wire Spec	Wire Material description	Wire Color Description	Wire Length	End2 Terminal Part Number	End2 Pin Name	End2 Connector
A	-	-	JD86C2	3510301 R1	1.91	14.0	Thin Wall XLPE Primary Cable	LIGHT GREEN	1395.0	-	-	-
C	-	-	JD11-GCE	3510361 R1	1.91	14.0	Thin Wall XLPE Primary Cable	WHITE	1270.0	-	X	-

Connector Name 1903B
 Part Number 4094648C1
 Instances Cigar Lighter Aux APO:Diagram1-Combination3



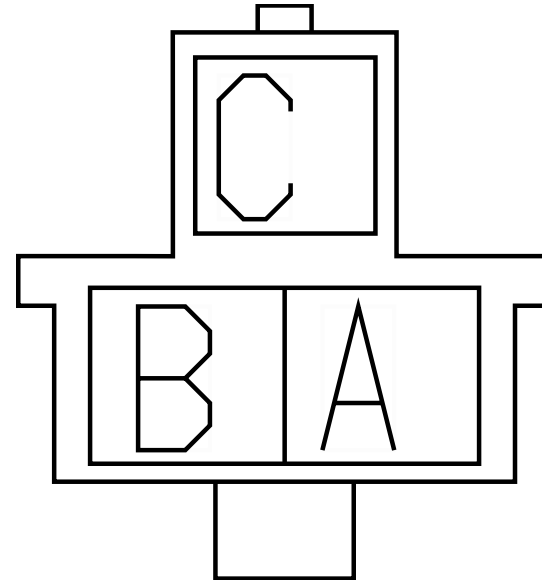
Name	Terminal Part Number	V-Min	Name	Wire Part Number	Wire CSA	Wire Spec	Wire Material description	Wire Color Description	Wire Length	End2 Terminal Part Number	End2 Pin Name	End2 Connector
A	-	-	JD86C2	3510301 R1	1.91	14.0	Thin Wall XLPE Primary Cable	LIGHT GREEN	1395.0	-	-	-
C	-	-	JD11-GCE	3510361 R1	1.91	14.0	Thin Wall XLPE Primary Cable	WHITE	1270.0	-	1	-

Connector Name 1903
 Part Number 3590298C1
 Instances Standard APO:Diagram1
 Standard APO and Aux APO:Diagram1-Combination1
 Standard APO and Aux APO:Diagram1-Combination2
 Standard APO and Aux APO:Diagram1-Combination3
 Mates DEV-APO-2002-01-01A



Name	Terminal Part Number	V-Min	Name	Wire Part Number	Wire CSA	Wire Spec	Wire Material description	Wire Color Description	Wire Length	End2 Terminal Part Number	End2 Pin Name	End2 Connector
A	-	-	JA84	3510301 R1	1.91	14.0	Thin Wall XLPE Primary Cable	LIGHT GREEN	1420.0	-	-	-
C	-	-	JA11-GAF	3510361 R1	1.91	14.0	Thin Wall XLPE Primary Cable	WHITE	1910.0	-	X	-
C	-	-	JA11-GAF	3510361 R1	1.91	14.0	Thin Wall XLPE Primary Cable	WHITE	1910.0	-	-	-

Connector Name 1903
 Part Number 4094648C1
 Instances Cigar Lighter:Diagram1
 Cigar Lighter Aux APO:Diagram1-Combination1
 Cigar Lighter Aux APO:Diagram1-Combination2
 Cigar Lighter Aux APO:Diagram1-Combination3
 Mates DEV-Cigar_Lighter-2002-01- 02A



Name	Terminal Part Number	V-Min	Name	Wire Part Number	Wire CSA	Wire Spec	Wire Material description	Wire Color Description	Wire Length	End2 Terminal Part Number	End2 Pin Name	End2 Connector
A	-	-	JA84	3510301 R1	1.91	14.0	Thin Wall XLPE Primary Cable	LIGHT GREEN	1420.0	-	-	-
C	-	-	JA11-GAF	3510361 R1	1.91	14.0	Thin Wall XLPE Primary Cable	WHITE	1910.0	-	1	-

Connector Name 1913A

Part Number BLUNT_SL_VC

Instances 2-Way Radio:Diagram1-Combination2

Name	Terminal Part Number	V-Min	Name	Wire Part Number	Wire CSA	Wire Spec	Wire Material description	Wire Color Description	Wire Length	End2 Terminal Part Number	End2 Pin Name	End2 Connector
A	-	-	CZ14HC	2643760 R1	1.16	16.0	Std. Wall XLPE Primary Cable	RED	2620.0	-	A	6900
B	-	-	CZ86P	2643678 R1	1.16	16.0	Std. Wall XLPE Primary Cable	LIGHT GREEN	2620.0	-	C	6900
C	-	-	CZ11-GAP	2643681 R1	1.16	16.0	Std. Wall XLPE Primary Cable	WHITE	2620.0	-	B	6900


Connector Name 1913
 Part Number BLUNT_SL_VC
 Instances 2-Way Radio:Diagram1-Combination1
 Mates BLNT 2-WAY RADIO 2022-01-01A

Name	Terminal Part Number	V-Min	Name	Wire Part Number	Wire CSA	Wire Spec	Wire Material description	Wire Color Description	Wire Length	End2 Terminal Part Number	End2 Pin Name	End2 Connector
A	-	-	SH14HCA	3510367 R1	1.91	14.0	Thin Wall XLPE Primary Cable	RED	4280.0	-	1	1703M
B	-	-	SH86P	3510300 R1	1.16	16.0	Thin Wall XLPE Primary Cable	LIGHT GREEN	5440.0	-	-	-
C	-	-	SH11-GAP	3510361 R1	1.91	14.0	Thin Wall XLPE Primary Cable	WHITE	4280.0	-	2	1703M

Connector Name 1923
 Part Number BLUNT_SL_VC
 Instances L9 - TEM _Electric Trailer Brake Controller Activated Stop
 LT:Diagram1
 Mates BLUNT_CUST_ETB CONTROLLER_MODULE_3043-01- 01A


Name	Terminal Part Number	V-Min	Name	Wire Part Number	Wire CSA	Wire Spec	Wire Material description	Wire Color Description	Wire Length	End2 Terminal Part Number	End2 Pin Name	End2 Connector
A	-	-	TJ14NS	3510296 R1	3.01	12.0	Thin Wall XLPE Primary Cable	BLACK	2050.0	-	-	-
B	-	-	TJ70E	3510369 R1	4.81	10.0	Thin Wall XLPE Primary Cable	RED	820.0	-	X	-
C	-	-	TJ94T	3510357 R1	4.81	10.0	Thin Wall XLPE Primary Cable	DARK BLUE	1300.0	-	10	1701
D	-	-	TJ11-GAM	3510360 R1	1.16	16.0	Thin Wall XLPE Primary Cable	WHITE	920.0	-	-	-

Connector Name 1935N
 Part Number 3683465C1
 Instances B6.7 - CAN Layout:Body Standard J1939 (250Kbps)
 L9 - CAN Layout:Body Standard J1939 (250Kbps)
 Mates TERMINATING RESISTOR




Name	Terminal Part Number	V-Min	Name	Wire Part Number	Wire CSA	Wire Spec	Wire Material description	Wire Color Description	Wire Length	End2 Terminal Part Number	End2 Pin Name	End2 Connector
A	-	-	WIRE728834	-	0.0	-	-	-	0.0	-	G	1025
A	-	-	WIRE740263	-	0.0	-	-	-	0.0	-	G	1028
B	-	-	WIRE728833	-	0.0	-	-	-	0.0	-	F	1025
B	-	-	WIRE740264	-	0.0	-	-	-	0.0	-	F	1028

Connector Name 1939-125A
 Part Number 3683465C1
 Instances B6.7 - CAN Layout:HMI Standard J1939 (125Kbps)
 L9 - CAN Layout:HMI Standard J1939 (125Kbps)




Name	Terminal Part Number	V-Min	Name	Wire Part Number	Wire CSA	Wire Spec	Wire Material description	Wire Color Description	Wire Length	End2 Terminal Part Number	End2 Pin Name	End2 Connector
A	-	-	WIRE1637	-	0.0	-	-	-	0.0	-	PIN1	-
B	-	-	WIRE1638	-	0.0	-	-	-	0.0	-	PIN1	-

Connector Name 1939-125B
 Part Number 3683465C1
 Instances B6.7 - CAN Layout:HMI Standard J1939 (125Kbps)
 L9 - CAN Layout:HMI Standard J1939 (125Kbps)




Name	Terminal Part Number	V-Min	Name	Wire Part Number	Wire CSA	Wire Spec	Wire Material description	Wire Color Description	Wire Length	End2 Terminal Part Number	End2 Pin Name	End2 Connector
A	-	-	WIRE1655	-	0.0	-	-	-	0.0	-	PIN1	-
B	-	-	WIRE1656	-	0.0	-	-	-	0.0	-	PIN1	-

Connector Name 1939-125C
 Part Number 3683465C1
 Instances B6.7 - CAN Layout:HMI Standard J1939 (125Kbps)
 L9 - CAN Layout:HMI Standard J1939 (125Kbps)




Name	Terminal Part Number	V-Min	Name	Wire Part Number	Wire CSA	Wire Spec	Wire Material description	Wire Color Description	Wire Length	End2 Terminal Part Number	End2 Pin Name	End2 Connector
A	-	-	WIRE722886	-	0.0	-	-	-	0.0	-	PIN1	-
B	-	-	WIRE722887	-	0.0	-	-	-	0.0	-	PIN1	-

Connector Name 1939-250A
 Part Number 3683465C1
 Instances B6.7 - CAN Layout:Cab Standard J1939 (250Kbps)
 L9 - CAN Layout:Cab Standard J1939 (250Kbps)




Name	Terminal Part Number	V-Min	Name	Wire Part Number	Wire CSA	Wire Spec	Wire Material description	Wire Color Description	Wire Length	End2 Terminal Part Number	End2 Pin Name	End2 Connector
A	-	-	WIRE720028	-	0.0	-	-	-	0.0	-	PIN1	-
B	-	-	WIRE720030	-	0.0	-	-	-	0.0	-	PIN1	-

Connector Name 1939-250B
 Part Number 3683465C1
 Instances B6.7 - CAN Layout: Cab Standard J1939 (250Kbps)
 L9 - CAN Layout: Cab Standard J1939 (250Kbps)



Name	Terminal Part Number	V-Min	Name	Wire Part Number	Wire CSA	Wire Spec	Wire Material description	Wire Color Description	Wire Length	End2 Terminal Part Number	End2 Pin Name	End2 Connector
A	-	-	WIRE720041	-	0.0	-	-	-	0.0	-	PIN1	-
B	-	-	WIRE720046	-	0.0	-	-	-	0.0	-	PIN1	-

Connector Name 1939_250C
 Part Number 3683465C1
 Instances B6.7 - CAN Layout:Body Standard J1939 (250Kbps)
 L9 - CAN Layout:Body Standard J1939 (250Kbps)



Name	Terminal Part Number	V-Min	Name	Wire Part Number	Wire CSA	Wire Spec	Wire Material description	Wire Color Description	Wire Length	End2 Terminal Part Number	End2 Pin Name	End2 Connector
A	-	-	WIRE728837	-	0.0	-	-	-	0.0	-	PIN1	-
B	-	-	WIRE728838	-	0.0	-	-	-	0.0	-	PIN1	-


Connector Name 1940
Part Number BLUNT_SL_VC
Instances B6.7 - I/O Expansion:Diagram1
Mates BLNT-IO_EXPANDER-5083-01-0 1A

Name	Terminal Part Number	V-Min	Name	Wire Part Number	Wire CSA	Wire Spec	Wire Material description	Wire Color Description	Wire Length	End2 Terminal Part Number	End2 Pin Name	End2 Connector
A	-	-	VU103A	3510299 R1	0.79	18.0	Thin Wall XLPE Primary Cable	LIGHT GREEN	1125.0	-	F14	J5-1602
B	-	-	VU103B	3510299 R1	0.79	18.0	Thin Wall XLPE Primary Cable	LIGHT GREEN	1125.0	-	F12	J5-1602
C	-	-	VU103C	3510299 R1	0.79	18.0	Thin Wall XLPE Primary Cable	LIGHT GREEN	790.0	-	E2	J4-1601
D	-	-	VU103D	3510299 R1	0.79	18.0	Thin Wall XLPE Primary Cable	LIGHT GREEN	790.0	-	E1	J4-1601
E	-	-	VU9ZF	3510311 R1	0.79	18.0	Thin Wall XLPE Primary Cable	GREY	1035.0	-	-	-

Connector Name 1940
Part Number BLUNT_SL_VC
Instances L9 - I/O Expansion:Diagram1
Mates BLNT-IO_EXPANDER-5083-01-0 1A


Name	Terminal Part Number	V-Min	Name	Wire Part Number	Wire CSA	Wire Spec	Wire Material description	Wire Color Description	Wire Length	End2 Terminal Part Number	End2 Pin Name	End2 Connector
A	-	-	VU103A	3510299 R1	0.79	18.0	Thin Wall XLPE Primary Cable	LIGHT GREEN	1125.0	-	F14	J5-1602
B	-	-	VU103B	3510299 R1	0.79	18.0	Thin Wall XLPE Primary Cable	LIGHT GREEN	1125.0	-	F12	J5-1602
C	-	-	VU103C	3510299 R1	0.79	18.0	Thin Wall XLPE Primary Cable	LIGHT GREEN	790.0	-	E2	J4-1601
D	-	-	VU103D	3510299 R1	0.79	18.0	Thin Wall XLPE Primary Cable	LIGHT GREEN	790.0	-	E1	J4-1601
E	-	-	VU9ZF	3510311 R1	0.79	18.0	Thin Wall XLPE Primary Cable	GREY	1035.0	-	-	-

Connector Name 19
 Part Number RING-M-6_0
 Instances B6.7 - Starting Aid (Grid Heater):Diagram1
 L9 - Starting Aid (Grid Heater):Diagram1
 Mates DEV-ISB_ENG-01




Name	Terminal Part Number	V-Min	Name	Wire Part Number	Wire CSA	Wire Spec	Wire Material description	Wire Color Description	Wire Length	End2 Terminal Part Number	End2 Pin Name	End2 Connector
A	-	-	37A	2645955 R1	32.19	2.0	SGR 125	RED	1260.0	-	A	20A

Connector Name 20A
 Part Number RING-E-5-16_0
 Instances B6.7 - Starting Aid (Grid Heater):Diagram1
 L9 - Starting Aid (Grid Heater):Diagram1
 Mates DEV-HEAT_GRID_SOL-01



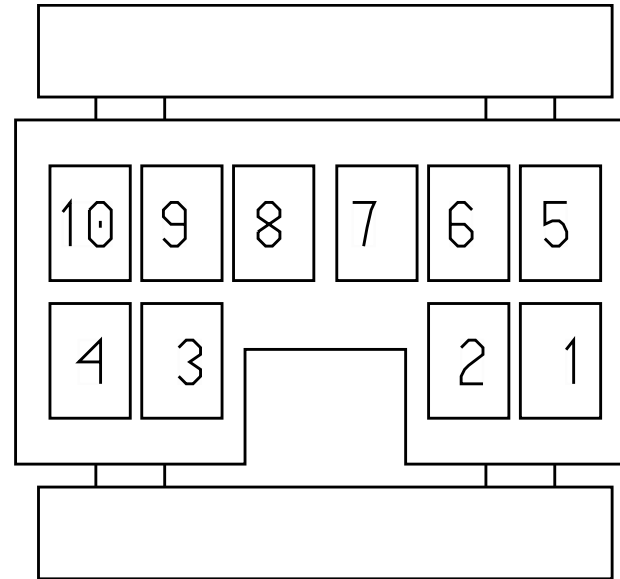
Name	Terminal Part Number	V-Min	Name	Wire Part Number	Wire CSA	Wire Spec	Wire Material description	Wire Color Description	Wire Length	End2 Terminal Part Number	End2 Pin Name	End2 Connector
A	-	-	37A	2645955 R1	32.19	2.0	SGR 125	RED	1260.0	-	-	-

Connector Name 20A
 Part Number RING-E-5-16_0
 Instances B6.7 - Starting Aid (Grid Heater):Diagram1
 L9 - Starting Aid (Grid Heater):Diagram1
 Mates DEV-HEAT_GRID_SOL-01



Name	Terminal Part Number	V-Min	Name	Wire Part Number	Wire CSA	Wire Spec	Wire Material description	Wire Color Description	Wire Length	End2 Terminal Part Number	End2 Pin Name	End2 Connector
A	-	-	37A	2645955 R1	32.19	2.0	SGR 125	RED	1260.0	-	A	19

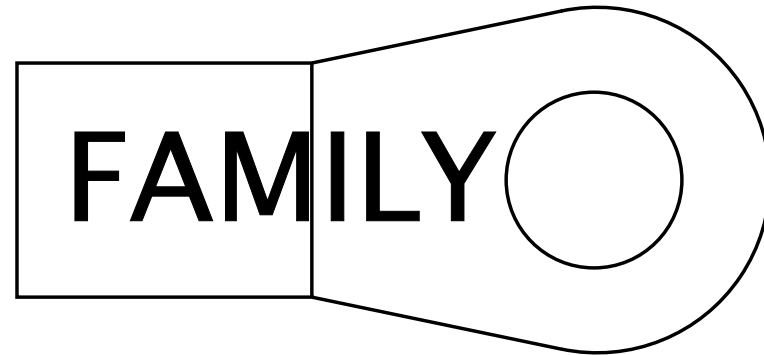
Connector Name 2000F
 Part Number 3544687C1
 Short Description ROOF/IP CONNECTION
 Instances Cab Dome Light W/Classic Trim:Diagram1
 Cab Dome Light W/ Combo in Diamond Trim:Diagram1
 CB Radio Power Only:Diagram1
 CB Radio Power Only (Single Antenna):Diagram1
 Clearance and Identification Lights:Diagram1
 Ground Splice Packs:Diagram1
 Interior Task Lights (Map) - Dome Combo:Diagram1
 Mates 2000



Name	Terminal Part Number	V-Min	Name	Wire Part Number	Wire CSA	Wire Spec	Wire Material description	Wire Color Description	Wire Length	End2 Terminal Part Number	End2 Pin Name	End2 Connector
1	-	-	D58T	2643672 R1	0.79	18.0	Std. Wall XLPE Primary Cable	BROWN	2000.0	-	X	-
2	-	-	D86F	2643678 R1	1.16	16.0	Std. Wall XLPE Primary Cable	LIGHT GREEN	1717.0	-	A	2500F
3	-	-	D63-GA	2643681 R1	1.16	16.0	Std. Wall XLPE Primary Cable	WHITE	1950.0	-	X	-
4	-	-	D63D	2643720 R1	0.79	18.0	Std. Wall XLPE Primary Cable	DARK BLUE	710.0	-	X	-


Name	Terminal Part Number	V-Min	Name	Wire Part Number	Wire CSA	Wire Spec	Wire Material description	Wire Color Description	Wire Length	End2 Terminal Part Number	End2 Pin Name	End2 Connector
5	-	-	D63E	2643720 R1	0.79	18.0	Std. Wall XLPE Primary Cable	DARK BLUE	740.0	-	X	-

Connector Name 2000
 Part Number RING-10_0
 Instances B6.7 - Starting Aid (Grid Heater):Diagram1
 Mates DEV-HEAT_GRID_SOL-01



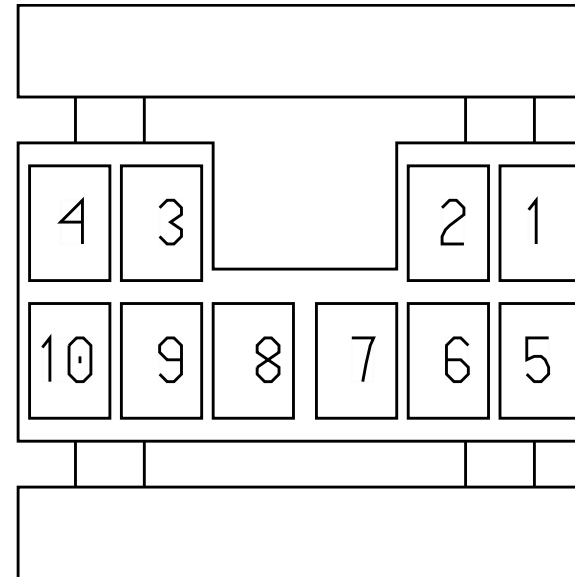
Name	Terminal Part Number	V-Min	Name	Wire Part Number	Wire CSA	Wire Spec	Wire Material description	Wire Color Description	Wire Length	End2 Terminal Part Number	End2 Pin Name	End2 Connector
A	-	-	KA18	3510323 R1	0.79	18.0	Thin Wall XLPE Primary Cable	PINK	1040.0	-	54	6000

Connector Name 2000
 Part Number RING-10_0
 Instances L9 - Starting Aid (Grid Heater):Diagram1
 Mates DEV-HEAT_GRID_SOL-01



Name	Terminal Part Number	V-Min	Name	Wire Part Number	Wire CSA	Wire Spec	Wire Material description	Wire Color Description	Wire Length	End2 Terminal Part Number	End2 Pin Name	End2 Connector
A	-	-	KA18	3510323 R1	0.79	18.0	Thin Wall XLPE Primary Cable	PINK	1040.0	-	54	6000

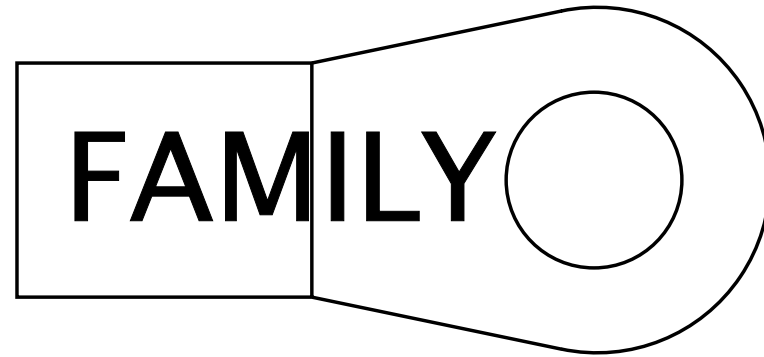
Connector Name 2000
 Part Number 3544688C1
 Short Description IP/ROOF CONNECTION
 Instances Cab Dome Light W/Classic Trim:Diagram1
 Cab Dome Light W/ Combo in Diamond Trim:Diagram1
 CB Radio Power Only:Diagram1
 CB Radio Power Only (Single Antenna):Diagram1
 Clearance and Identification Lights:Diagram1
 Ground Splice Packs:Diagram1
 Interior Task Lights (Map) - Dome Combo:Diagram1
 Mates 2000F



Name	Terminal Part Number	V-Min	Name	Wire Part Number	Wire CSA	Wire Spec	Wire Material description	Wire Color Description	Wire Length	End2 Terminal Part Number	End2 Pin Name	End2 Connector
1	-	-	YP58T	3510305 R1	0.79	18.0	Thin Wall XLPE Primary Cable	BROWN	1085.0	-	-	-
1	-	-	YS58T	3510305 R1	0.79	18.0	Thin Wall XLPE Primary Cable	BROWN	1085.0	-	-	-
2	-	-	SM86F	3510299 R1	0.79	18.0	Thin Wall XLPE Primary Cable	LIGHT GREEN	2275.0	-	-	-
3	-	-	AE63-GA	3510360 R1	1.16	16.0	Thin Wall XLPE Primary Cable	WHITE	495.0	-	-	-


Name	Terminal Part Number	V-Min	Name	Wire Part Number	Wire CSA	Wire Spec	Wire Material description	Wire Color Description	Wire Length	End2 Terminal Part Number	End2 Pin Name	End2 Connector
3	-	-	AD63-GA	3510360 R1	1.16	16.0	Thin Wall XLPE Primary Cable	WHITE	495.0	-	-	-
3	-	-	AD63-GA	3510360 R1	1.16	16.0	Thin Wall XLPE Primary Cable	WHITE	495.0	-	X	-
3	-	-	AE63-GA	3510360 R1	1.16	16.0	Thin Wall XLPE Primary Cable	WHITE	495.0	-	X	-
4	-	-	WF63	3510353 R1	0.79	18.0	Thin Wall XLPE Primary Cable	DARK BLUE	680.0	-	J	J2-1604
5	-	-	AA63BD	3510353 R1	0.79	18.0	Thin Wall XLPE Primary Cable	DARK BLUE	2275.0	-	-	-

Connector Name 2001
 Part Number RING-10_0
 Instances B6.7 - Starting Aid (Grid Heater):Diagram1
 Mates DEV-HEAT_GRID_SOL-01




Name	Terminal Part Number	V-Min	Name	Wire Part Number	Wire CSA	Wire Spec	Wire Material description	Wire Color Description	Wire Length	End2 Terminal Part Number	End2 Pin Name	End2 Connector
A	-	-	KA18R	3510323 R1	0.79	18.0	Thin Wall XLPE Primary Cable	PINK	1040.0	-	44	6000

Connector Name 2001
 Part Number RING-10_0
 Instances L9 - Starting Aid (Grid Heater):Diagram1
 Mates DEV-HEAT_GRID_SOL-01




Name	Terminal Part Number	V-Min	Name	Wire Part Number	Wire CSA	Wire Spec	Wire Material description	Wire Color Description	Wire Length	End2 Terminal Part Number	End2 Pin Name	End2 Connector
A	-	-	KA18S	3510323 R1	0.79	18.0	Thin Wall XLPE Primary Cable	PINK	445.0	-	X	-

Connector Name 2002M
 Part Number 1661259C1
 Instances Clearance and Identification Lights:Diagram1
 Mates LT-LEFT_CLEAR-1006-01-02A




Name	Terminal Part Number	V-Min	Name	Wire Part Number	Wire CSA	Wire Spec	Wire Material description	Wire Color Description	Wire Length	End2 Terminal Part Number	End2 Pin Name	End2 Connector
A	-	-	D58Z	2643672 R1	0.79	18.0	Std. Wall XLPE Primary Cable	BROWN	860.0	-	X	-
B	-	-	D58-GD	2643674 R1	0.79	18.0	Std. Wall XLPE Primary Cable	WHITE	810.0	-	X	-

Connector Name 2003M
 Part Number 1661259C1
 Instances Clearance and Identification Lights:Diagram1
 Mates LT-LEFT_IDENT-1006-01-02A




Name	Terminal Part Number	V-Min	Name	Wire Part Number	Wire CSA	Wire Spec	Wire Material description	Wire Color Description	Wire Length	End2 Terminal Part Number	End2 Pin Name	End2 Connector
A	-	-	D58M	2643672 R1	0.79	18.0	Std. Wall XLPE Primary Cable	BROWN	360.0	-	X	-
B	-	-	D58-GE	2643674 R1	0.79	18.0	Std. Wall XLPE Primary Cable	WHITE	310.0	-	X	-

Connector Name 2004M
 Part Number 1661259C1
 Instances Clearance and Identification Lights:Diagram1
 Mates LT-MID_IDENT-1006-01-02A




Name	Terminal Part Number	V-Min	Name	Wire Part Number	Wire CSA	Wire Spec	Wire Material description	Wire Color Description	Wire Length	End2 Terminal Part Number	End2 Pin Name	End2 Connector
A	-	-	D58N	2643672 R1	0.79	18.0	Std. Wall XLPE Primary Cable	BROWN	475.0	-	X	-
B	-	-	D58-GF	2643674 R1	0.79	18.0	Std. Wall XLPE Primary Cable	WHITE	525.0	-	X	-

Connector Name 2005M
 Part Number 1661259C1
 Instances Clearance and Identification Lights:Diagram1
 Mates LT-RIGHT_IDENT-1006-01-02A



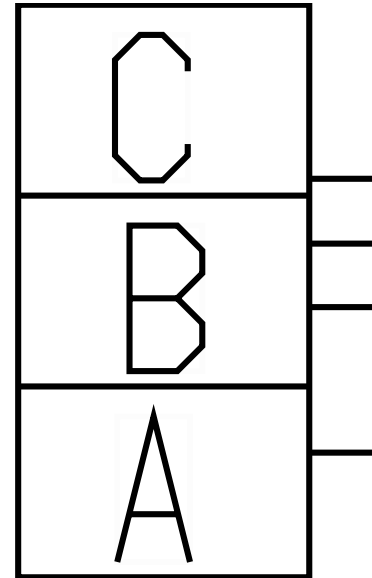
Name	Terminal Part Number	V-Min	Name	Wire Part Number	Wire CSA	Wire Spec	Wire Material description	Wire Color Description	Wire Length	End2 Terminal Part Number	End2 Pin Name	End2 Connector
A	-	-	D58P	2643672 R1	0.79	18.0	Std. Wall XLPE Primary Cable	BROWN	625.0	-	X	-
B	-	-	D58-GH	2643674 R1	0.79	18.0	Std. Wall XLPE Primary Cable	WHITE	675.0	-	X	-

Connector Name 2006M
 Part Number 1661259C1
 Instances Clearance and Identification Lights:Diagram1
 Mates LT-RIGHT_CLEAR-1006-01-02A



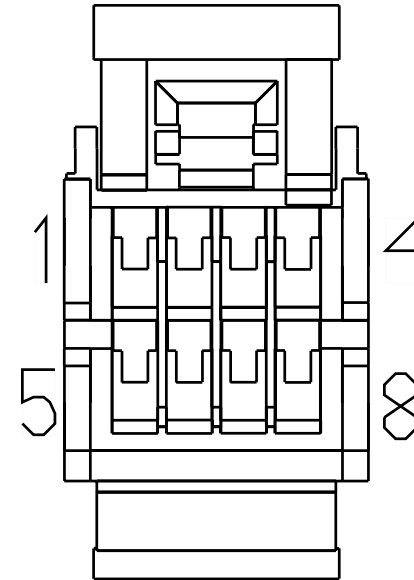
Name	Terminal Part Number	V-Min	Name	Wire Part Number	Wire CSA	Wire Spec	Wire Material description	Wire Color Description	Wire Length	End2 Terminal Part Number	End2 Pin Name	End2 Connector
A	-	-	D58R	2643672 R1	0.79	18.0	Std. Wall XLPE Primary Cable	BROWN	1195.0	-	X	-
B	-	-	D58-GJ	2643674 R1	0.79	18.0	Std. Wall XLPE Primary Cable	WHITE	1245.0	-	X	-

Connector Name 2100M
 Part Number 1661889C1
 Instances Cab Dome Light W/Classic Trim:Diagram1
 Cab Dome Light W/ Combo in Diamond Trim:Diagram1
 Interior Task Lights (Map) - Dome Combo:Diagram1
 Mates LT-Map_Dome_Combo-2003-01- 06A




Name	Terminal Part Number	V-Min	Name	Wire Part Number	Wire CSA	Wire Spec	Wire Material description	Wire Color Description	Wire Length	End2 Terminal Part Number	End2 Pin Name	End2 Connector
A	-	-	C63E	2643720 R1	0.79	18.0	Std. Wall XLPE Primary Cable	DARK BLUE	1150.0	-	D	2500M
B	-	-	C63-GE	2643674 R1	0.79	18.0	Std. Wall XLPE Primary Cable	WHITE	980.0	-	X	-
C	-	-	C63D	2643720 R1	0.79	18.0	Std. Wall XLPE Primary Cable	DARK BLUE	1150.0	-	C	2500M

Connector Name 2224
 Part Number 3833917C1
 Instances Vehicle Information Display (W/ BT):Diagram1
 Vehicle Information Display Premium w/ Wi-Fi VID:Diagram1
 Vehicle Information Display W/O BT:Diagram1
 Mates MODU-VID-2025-01-01A



Name	Terminal Part Number	V-Min	Name	Wire Part Number	Wire CSA	Wire Spec	Wire Material description	Wire Color Description	Wire Length	End2 Terminal Part Number	End2 Pin Name	End2 Connector
1	-	-	NE14A	3510322 R1	0.53	20.0	Thin Wall XLPE Primary Cable	PINK	2030.0	-	-	-
2	-	-	ND10AA	3510358 R1	0.53	20.0	Thin Wall XLPE Primary Cable	WHITE	125.0	-	X	-
3	-	-	NC12B	3510340 R1	0.53	20.0	Thin Wall XLPE Primary Cable	LIGHT BLUE	2030.0	-	-	-
5	-	-	ND10AB	3510358 R1	0.53	20.0	Thin Wall XLPE Primary Cable	WHITE	125.0	-	X	-


Connector Name 2225
 Part Number 3834322C1
 Instances L9 - Engine Usage Monitoring (VID Option):Diagram1
 Trip Odometer (w/VID):Diagram1
 Vehicle Information Display (W/ BT):Diagram1
 Vehicle Information Display Premium w/ Wi-Fi VID:Diagram1
 Vehicle Information Display W/O BT:Diagram1
 Mates MODU-VID-2025-01-01A



Name	Terminal Part Number	V-Min	Name	Wire Part Number	Wire CSA	Wire Spec	Wire Material description	Wire Color Description	Wire Length	End2 Terminal Part Number	End2 Pin Name	End2 Connector
1	-	-	ND9A	3510358 R1	0.53	20.0	Thin Wall XLPE Primary Cable	WHITE	670.0	-	-	-
8	-	-	-	-	-	-	-	-	-	-	-	-
10	-	-	ND10AC	3510358 R1	0.53	20.0	Thin Wall XLPE Primary Cable	WHITE	125.0	-	X	-
11	-	-	NE86AA	3510298 R1	0.53	20.0	Thin Wall XLPE Primary Cable	LIGHT GREEN	570.0	-	7	1301
12	-	-	NE86AB	3510298 R1	0.53	20.0	Thin Wall XLPE Primary Cable	LIGHT GREEN	570.0	-	10	1301

Name	Terminal Part Number	V-Min	Name	Wire Part Number	Wire CSA	Wire Spec	Wire Material description	Wire Color Description	Wire Length	End2 Terminal Part Number	End2 Pin Name	End2 Connector
13	-	-	NE86AC	3510298 R1	0.53	20.0	Thin Wall XLPE Primary Cable	LIGHT GREEN	570.0	-	9	1301
14	-	-	NE86AD	3510298 R1	0.53	20.0	Thin Wall XLPE Primary Cable	LIGHT GREEN	570.0	-	11	1301
15	-	-	ND10AD	3510298 R1	0.53	20.0	Thin Wall XLPE Primary Cable	LIGHT GREEN	125.0	-	X	-
16	-	-	-	-	-	-	-	-	-	-	-	-

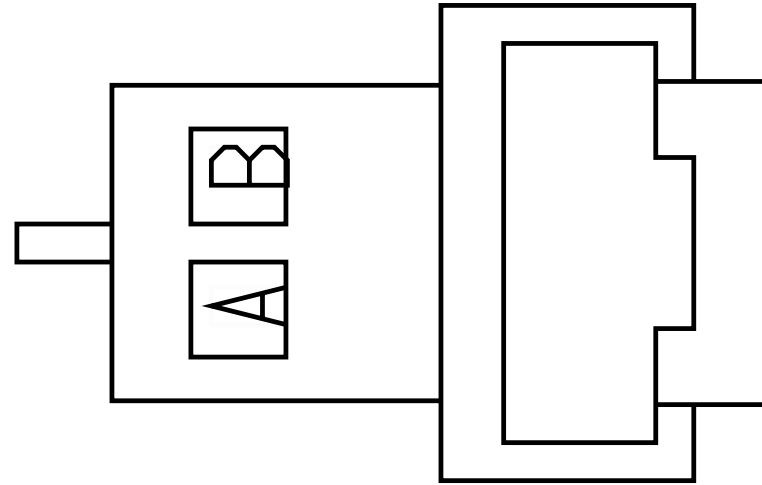
Connector Name 23XX
 Part Number 3534156C1
 Instances Compressed Air Supply:Diagram1
 Door Ajar Reminder (Entry/Exit):Diagram1
 Door Ajar Reminder(Entry /Exit):4 Door:Diagram1
 Speakers:Four Speakers Daycab BT n/QC:Diagram1
 Speakers:Four Speakers Daycab n/BT n/QC:Diagram1
 Mates 2313



Name	Terminal Part Number	V-Min	Name	Wire Part Number	Wire CSA	Wire Spec	Wire Material description	Wire Color Description	Wire Length	End2 Terminal Part Number	End2 Pin Name	End2 Connector
A	-	-	63	2643721 R1	1.16	16.0	Std. Wall XLPE Primary Cable	DARK BLUE	130.0	-	X	-
B	-	-	9	2643680 R1	1.16	16.0	Std. Wall XLPE Primary Cable	GREY	150.0	-	X	-
C	-	-	86BDA	3510299 R1	0.79	18.0	Thin Wall XLPE Primary Cable	LIGHT GREEN	2250.0	-	A	2300L
C	-	-	86BDA	3510299 R1	0.79	18.0	Thin Wall XLPE Primary Cable	LIGHT GREEN	2250.0	-	A	2300R

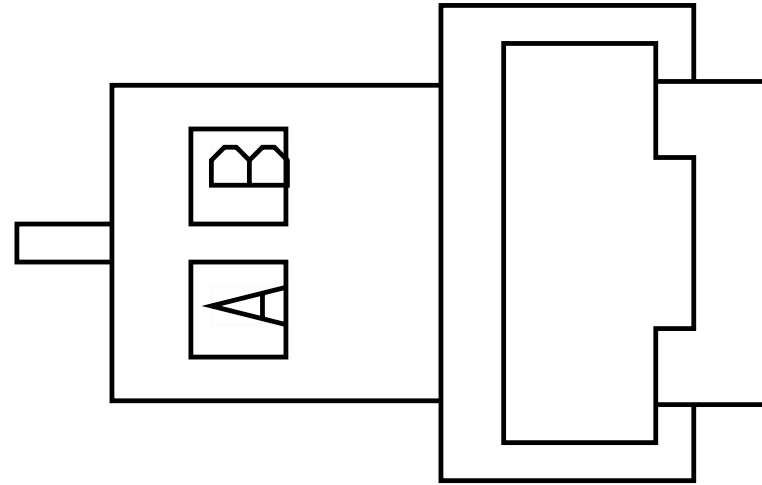
Name	Terminal Part Number	V-Min	Name	Wire Part Number	Wire CSA	Wire Spec	Wire Material description	Wire Color Description	Wire Length	End2 Terminal Part Number	End2 Pin Name	End2 Connector
D	-	-	86CEA	3510299 R1	0.79	18.0	Thin Wall XLPE Primary Cable	LIGHT GREEN	2250.0	-	-	-
D	-	-	86CEA	3510299 R1	0.79	18.0	Thin Wall XLPE Primary Cable	LIGHT GREEN	2250.0	-	B	2300R

Connector Name 2300L
 Part Number 3535769C1
 Instances Speakers:Four Speakers Daycab BT n/QC:Diagram1
 Speakers:Four Speakers Daycab n/BT n/QC:Diagram1
 Mates SPKR-LR-2058-01-01A



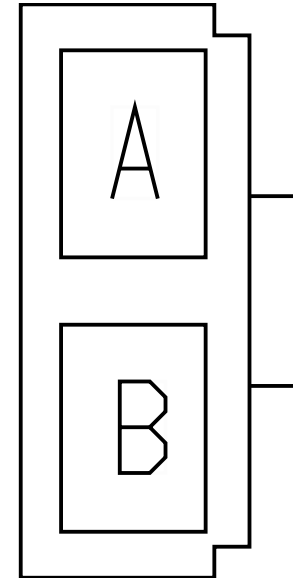
Name	Terminal Part Number	V-Min	Name	Wire Part Number	Wire CSA	Wire Spec	Wire Material description	Wire Color Description	Wire Length	End2 Terminal Part Number	End2 Pin Name	End2 Connector
A	-	-	86BDA	3510299 R1	0.79	18.0	Thin Wall XLPE Primary Cable	LIGHT GREEN	2250.0	-	C	23XX
A	-	-	86BDA	3510299 R1	0.79	18.0	Thin Wall XLPE Primary Cable	LIGHT GREEN	2250.0	-	-	-
B	-	-	86CEA	3510299 R1	0.79	18.0	Thin Wall XLPE Primary Cable	LIGHT GREEN	2250.0	-	B	2300R
B	-	-	86CEA	3510299 R1	0.79	18.0	Thin Wall XLPE Primary Cable	LIGHT GREEN	2250.0	-	-	-

Connector Name 2300R
 Part Number 3535769C1
 Instances Speakers:Four Speakers Daycab BT n/QC:Diagram1
 Speakers:Four Speakers Daycab n/BT n/QC:Diagram1
 Mates SPKR-RR-2058-01-01A



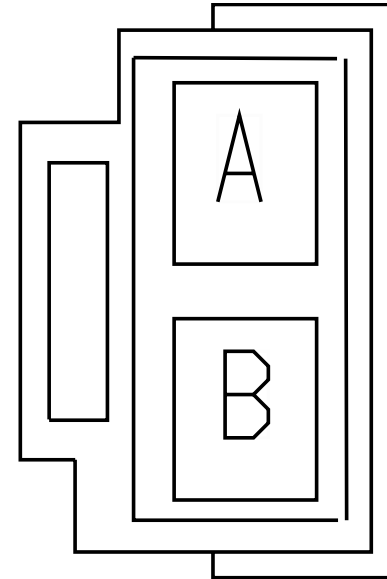
Name	Terminal Part Number	V-Min	Name	Wire Part Number	Wire CSA	Wire Spec	Wire Material description	Wire Color Description	Wire Length	End2 Terminal Part Number	End2 Pin Name	End2 Connector
A	-	-	86BDA	3510299 R1	0.79	18.0	Thin Wall XLPE Primary Cable	LIGHT GREEN	2250.0	-	-	-
A	-	-	86BDA	3510299 R1	0.79	18.0	Thin Wall XLPE Primary Cable	LIGHT GREEN	2250.0	-	C	23XX
B	-	-	86CEA	3510299 R1	0.79	18.0	Thin Wall XLPE Primary Cable	LIGHT GREEN	2250.0	-	B	2300L
B	-	-	86CEA	3510299 R1	0.79	18.0	Thin Wall XLPE Primary Cable	LIGHT GREEN	2250.0	-	D	23XX

Connector Name 2303F
 Part Number 1661196C1
 Short Description CB RADIO POWER
 Instances CB Radio Power Only:Diagram1
 CB Radio Power Only (Single Antenna):Diagram1
 Ground Splice Packs:Diagram1
 Mates 2303M



Name	Terminal Part Number	V-Min	Name	Wire Part Number	Wire CSA	Wire Spec	Wire Material description	Wire Color Description	Wire Length	End2 Terminal Part Number	End2 Pin Name	End2 Connector
A	-	-	C86M	2643678 R1	1.16	16.0	Std. Wall XLPE Primary Cable	LIGHT GREEN	160.0	-	A	2310
B	-	-	C86-GG	2643681 R1	1.16	16.0	Std. Wall XLPE Primary Cable	WHITE	160.0	-	A	2311
B	-	-	C86-GG	2643681 R1	1.16	16.0	Std. Wall XLPE Primary Cable	WHITE	160.0	-	-	-

Connector Name 2303M
 Part Number 1661197C1
 Short Description CB RADIO POWER
 Instances CB Radio Power Only:Diagram1
 CB Radio Power Only (Single Antenna):Diagram1
 Ground Splice Packs:Diagram1
 Mates 2303F



Name	Terminal Part Number	V-Min	Name	Wire Part Number	Wire CSA	Wire Spec	Wire Material description	Wire Color Description	Wire Length	End2 Terminal Part Number	End2 Pin Name	End2 Connector
A	-	-	C86F	2643678 R1	1.16	16.0	Std. Wall XLPE Primary Cable	LIGHT GREEN	930.0	-	A	2500M
B	-	-	C86-GF	2643681 R1	1.16	16.0	Std. Wall XLPE Primary Cable	WHITE	760.0	-	X	-

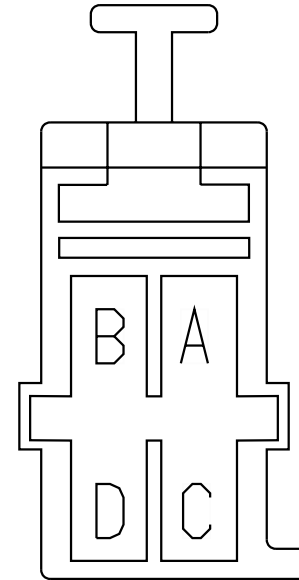
Connector Name 2310
 Part Number BLUNT_SL_VC
 Instances CB Radio Power Only:Diagram1
 CB Radio Power Only (Single Antenna):Diagram1
 Mates BLNT-CB+VE-2033-01-01A

Name	Terminal Part Number	V-Min	Name	Wire Part Number	Wire CSA	Wire Spec	Wire Material description	Wire Color Description	Wire Length	End2 Terminal Part Number	End2 Pin Name	End2 Connector
A	-	-	C86M	2643678 R1	1.16	16.0	Std. Wall XLPE Primary Cable	LIGHT GREEN	160.0	-	A	2303F

Connector Name 2311
 Part Number BLUNT_SL_VC
 Instances CB Radio Power Only:Diagram1
 CB Radio Power Only (Single Antenna):Diagram1
 Mates BLNT-CB-VE-2033-01-01A

Name	Terminal Part Number	V-Min	Name	Wire Part Number	Wire CSA	Wire Spec	Wire Material description	Wire Color Description	Wire Length	End2 Terminal Part Number	End2 Pin Name	End2 Connector
A	-	-	C86-GG	2643681 R1	1.16	16.0	Std. Wall XLPE Primary Cable	WHITE	160.0	-	B	2303F

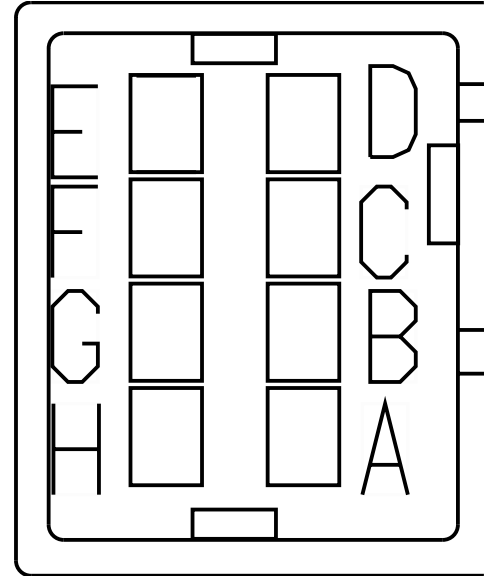
Connector Name 2313
 Part Number 3533975C1
 Instances Compressed Air Supply:Diagram1
 Door Ajar Reminder (Entry/Exit):Diagram1
 Door Ajar Reminder(Entry /Exit):4 Door:Diagram1
 Speakers:Four Speakers Daycab BT n/QC:Diagram1
 Speakers:Four Speakers Daycab n/BT n/QC:Diagram1
 Mates 23XX



Name	Terminal Part Number	V-Min	Name	Wire Part Number	Wire CSA	Wire Spec	Wire Material description	Wire Color Description	Wire Length	End2 Terminal Part Number	End2 Pin Name	End2 Connector
A	-	-	AA63C	3510354 R1	1.16	16.0	Thin Wall XLPE Primary Cable	DARK BLUE	4994.0	-	X	-
A	-	-	AA63B	3510354 R1	1.16	16.0	Thin Wall XLPE Primary Cable	DARK BLUE	616.0	-	X	-
B	-	-	AA9BAA	3510312 R1	1.16	16.0	Thin Wall XLPE Primary Cable	GREY	586.0	-	X	-
B	-	-	AA9BAB	3510312 R1	1.16	16.0	Thin Wall XLPE Primary Cable	GREY	5024.0	-	X	-

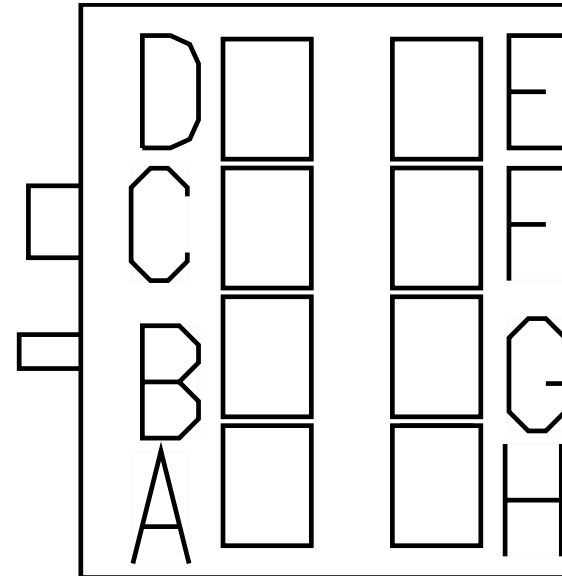
Name	Terminal Part Number	V-Min	Name	Wire Part Number	Wire CSA	Wire Spec	Wire Material description	Wire Color Description	Wire Length	End2 Terminal Part Number	End2 Pin Name	End2 Connector
C	-	-	SP86BA	3510299 R1	0.79	18.0	Thin Wall XLPE Primary Cable	LIGHT GREEN	2730.0	-	15	1300
C	-	-	SP86DA	3510299 R1	0.79	18.0	Thin Wall XLPE Primary Cable	LIGHT GREEN	3320.0	-	9	1300
D	-	-	SP86EA	3510299 R1	0.79	18.0	Thin Wall XLPE Primary Cable	LIGHT GREEN	3320.0	-	10	1300
D	-	-	SP86CA	3510299 R1	0.79	18.0	Thin Wall XLPE Primary Cable	LIGHT GREEN	2730.0	-	16	1300

Connector Name 2500F
 Part Number 3515763C1
 Short Description ROOF/CONSOLE CONNECTION
 Instances Cab Dome Light W/Classic Trim:Diagram1
 Cab Dome Light W/ Combo in Diamond Trim:Diagram1
 CB Radio Power Only:Diagram1
 CB Radio Power Only (Single Antenna):Diagram1
 Ground Splice Packs:Diagram1
 Interior Task Lights (Map) - Dome Combo:Diagram1
 Mates 2500M



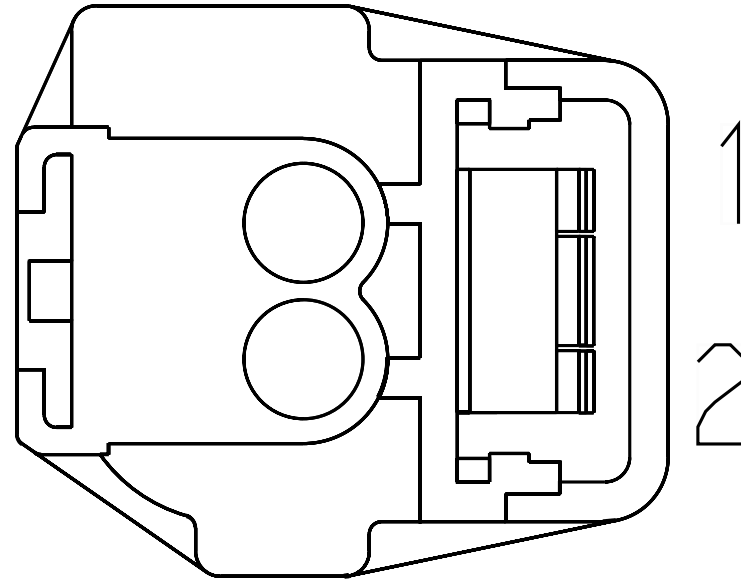
Name	Terminal Part Number	V-Min	Name	Wire Part Number	Wire CSA	Wire Spec	Wire Material description	Wire Color Description	Wire Length	End2 Terminal Part Number	End2 Pin Name	End2 Connector
A	-	-	D86F	2643678 R1	1.16	16.0	Std. Wall XLPE Primary Cable	LIGHT GREEN	1717.0	-	2	2000F
B	-	-	D63-GL	2643681 R1	1.16	16.0	Std. Wall XLPE Primary Cable	WHITE	533.0	-	X	-
C	-	-	D63DA	2643720 R1	0.79	18.0	Std. Wall XLPE Primary Cable	DARK BLUE	1007.0	-	X	-
D	-	-	D63EA	2643720 R1	0.79	18.0	Std. Wall XLPE Primary Cable	DARK BLUE	977.0	-	X	-

Connector Name 2500M
 Part Number 3515762C1
 Short Description CONSOLE/ROOF STANDARD
 Instances Cab Dome Light W/Classic Trim:Diagram1
 Cab Dome Light W/ Combo in Diamond Trim:Diagram1
 CB Radio Power Only:Diagram1
 CB Radio Power Only (Single Antenna):Diagram1
 Ground Splice Packs:Diagram1
 Interior Task Lights (Map) - Dome Combo:Diagram1
 Mates 2500F



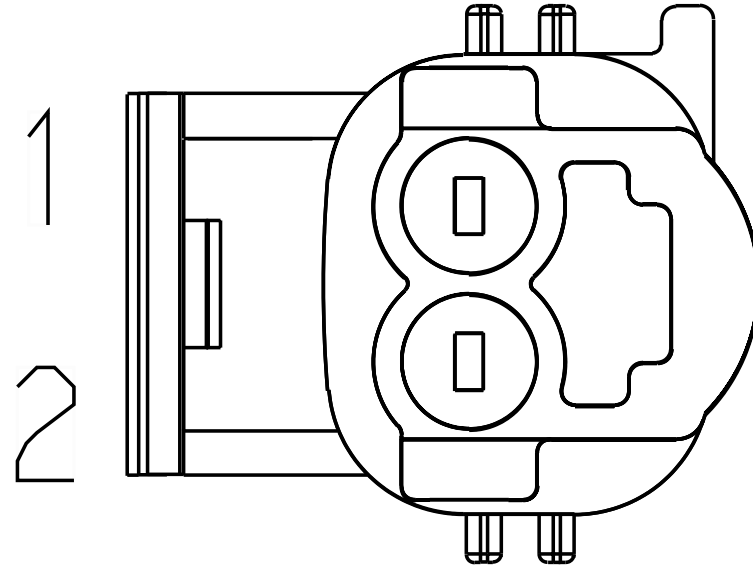
Name	Terminal Part Number	V-Min	Name	Wire Part Number	Wire CSA	Wire Spec	Wire Material description	Wire Color Description	Wire Length	End2 Terminal Part Number	End2 Pin Name	End2 Connector
A	-	-	C86F	2643678 R1	1.16	16.0	Std. Wall XLPE Primary Cable	LIGHT GREEN	930.0	-	A	2303M
B	-	-	C63-GL	2643681 R1	1.16	16.0	Std. Wall XLPE Primary Cable	WHITE	170.0	-	X	-
C	-	-	C63D	2643720 R1	0.79	18.0	Std. Wall XLPE Primary Cable	DARK BLUE	1150.0	-	C	2100M
D	-	-	C63E	2643720 R1	0.79	18.0	Std. Wall XLPE Primary Cable	DARK BLUE	1150.0	-	A	2100M

Connector Name 2505M
 Part Number 3811181C1
 Short Description BLUETOOTH MIC/IP
 Instances Radio w/Bluetooth:Diagram1-Combination1
 Radio w/Bluetooth:Diagram1-Combination2
 Radio w/Bluetooth without Steering Wheel Pod:Diagram1
 Mates 2505



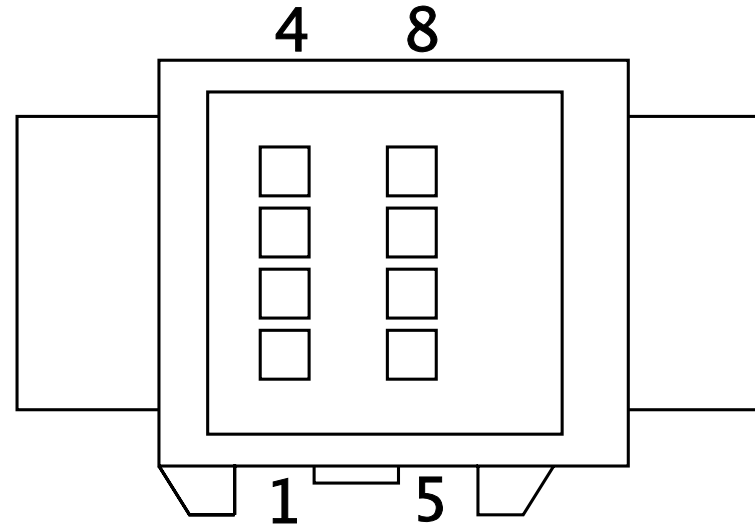
Name	Terminal Part Number	V-Min	Name	Wire Part Number	Wire CSA	Wire Spec	Wire Material description	Wire Color Description	Wire Length	End2 Terminal Part Number	End2 Pin Name	End2 Connector
1	-	-	86A(-)	3510298 R1	0.53	20.0	Thin Wall XLPE Primary Cable	LIGHT GREEN	1200.0	-	3	100
2	-	-	86A(+)	3510298 R1	0.53	20.0	Thin Wall XLPE Primary Cable	LIGHT GREEN	1200.0	-	2	100

Connector Name 2505
 Part Number 3811207C1
 Short Description BLUETOOTH MIC/IP ROOF CONNECTOR
 Instances Radio w/Bluetooth:Diagram1-Combination1
 Radio w/Bluetooth:Diagram1-Combination2
 Radio w/Bluetooth without Steering Wheel Pod:Diagram1
 Mates 2505M



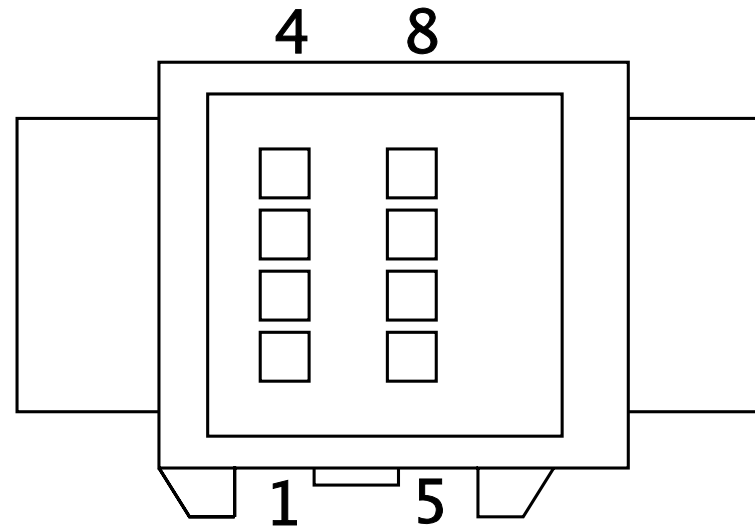
Name	Terminal Part Number	V-Min	Name	Wire Part Number	Wire CSA	Wire Spec	Wire Material description	Wire Color Description	Wire Length	End2 Terminal Part Number	End2 Pin Name	End2 Connector
1	-	-	SR86A(-)	-	0.53	20.0	J1939 .46 WAL	GREEN	1265.0	-	16	1301
2	-	-	SR86A(+)	-	0.53	20.0	J1939 .46 WAL	YELLOW 2	1265.0	-	15	1301

Connector Name 254F
 Part Number 3662108C1
 Short Description MIRROR SWITCH CONN
 Instances Ground Splice Packs:Diagram1
 Panel Dimmer Splice Packs - 1021:Diagram1
 Mates 254M



Name	Terminal Part Number	V-Min	Name	Wire Part Number	Wire CSA	Wire Spec	Wire Material description	Wire Color Description	Wire Length	End2 Terminal Part Number	End2 Pin Name	End2 Connector
4	-	-	RH78-GD	3510358 R1	0.53	20.0	Thin Wall XLPE Primary Cable	WHITE	1660.0	-	-	-
A1	-	-	RH62D	3510352 R1	0.53	20.0	Thin Wall XLPE Primary Cable	DARK BLUE	1660.0	-	-	-

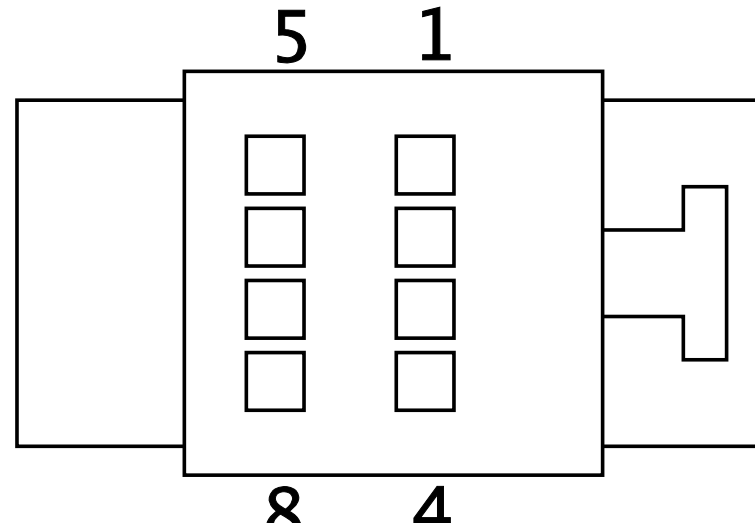
Connector Name 254F
 Part Number 3662108C1
 Short Description MIRROR SWITCH CONN
 Instances Mirrors (Power) Control Switch Actuated:Diagram1-Combination1
 Mates 254M



Name	Terminal Part Number	V-Min	Name	Wire Part Number	Wire CSA	Wire Spec	Wire Material description	Wire Color Description	Wire Length	End2 Terminal Part Number	End2 Pin Name	End2 Connector
A1	-	-	RH62D	3510352 R1	0.53	20.0	Thin Wall XLPE Primary Cable	DARK BLUE	1660.0	-	A1	254
A2	-	-	RH78L	3510364 R1	0.53	20.0	Thin Wall XLPE Primary Cable	RED	1660.0	-	A2	254
A3	-	-	RH78K	3510298 R1	0.53	20.0	Thin Wall XLPE Primary Cable	LIGHT GREEN	1660.0	-	A3	254
A4	-	-	RH78-GD	3510358 R1	0.53	20.0	Thin Wall XLPE Primary Cable	WHITE	1660.0	-	A4	254

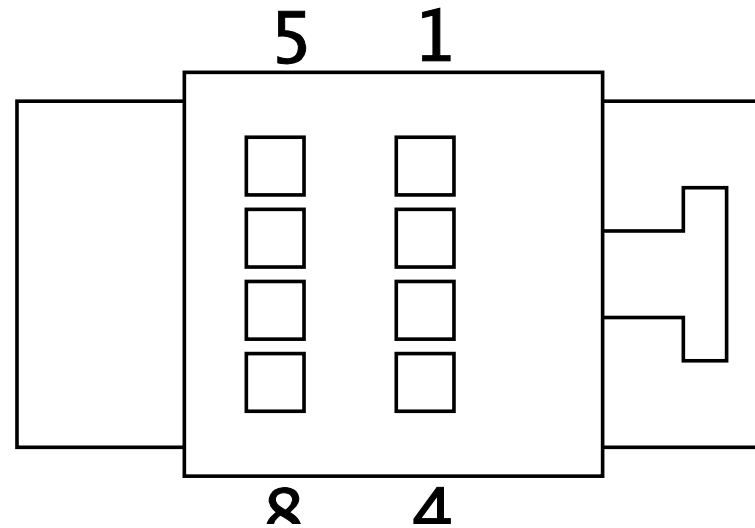
Name	Terminal Part Number	V-Min	Name	Wire Part Number	Wire CSA	Wire Spec	Wire Material description	Wire Color Description	Wire Length	End2 Terminal Part Number	End2 Pin Name	End2 Connector
B1	-	-	RH78A	3510298 R1	0.53	20.0	Thin Wall XLPE Primary Cable	LIGHT GREEN	1660.0	-	B1	254
B2	-	-	RH78D	3510298 R1	0.53	20.0	Thin Wall XLPE Primary Cable	LIGHT GREEN	1660.0	-	B2	254
B3	-	-	RH78C	3510298 R1	0.53	20.0	Thin Wall XLPE Primary Cable	LIGHT GREEN	1660.0	-	B3	254
B4	-	-	RH78F	3510298 R1	0.53	20.0	Thin Wall XLPE Primary Cable	LIGHT GREEN	1660.0	-	B4	254

Connector Name 254M
 Part Number 3510243C1
 Short Description MIRROR CONTROL SWITCH
 Instances Ground Splice Packs:Diagram1
 Panel Dimmer Splice Packs - 1021:Diagram1
 Mates 254F



Name	Terminal Part Number	V-Min	Name	Wire Part Number	Wire CSA	Wire Spec	Wire Material description	Wire Color Description	Wire Length	End2 Terminal Part Number	End2 Pin Name	End2 Connector
4	-	-	EK78-GD	3510358 R1	0.53	20.0	Thin Wall XLPE Primary Cable	WHITE	225.0	-	X	-
A1	-	-	EK62D	3510352 R1	0.53	20.0	Thin Wall XLPE Primary Cable	DARK BLUE	195.0	-	C	3000M

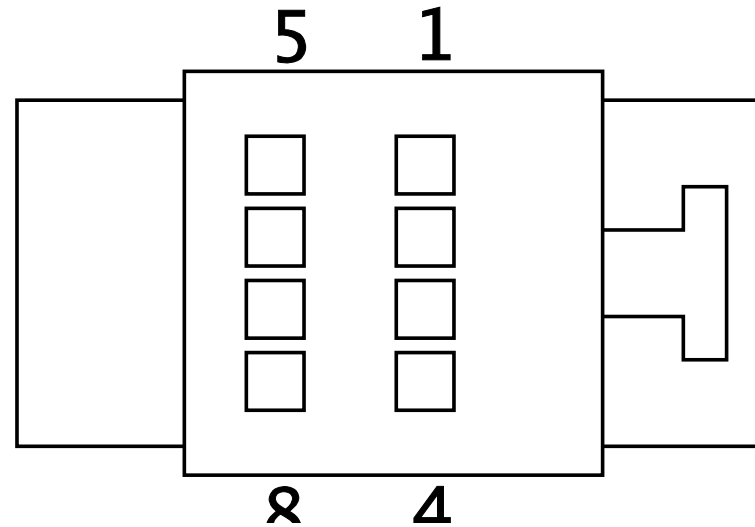
Connector Name 254M
 Part Number 3510243C1
 Short Description MIRROR CONTROL SWITCH
 Instances Mirrors (Power) Control Switch Actuated:Diagram1-Combination1
 Mates 254F



Name	Terminal Part Number	V-Min	Name	Wire Part Number	Wire CSA	Wire Spec	Wire Material description	Wire Color Description	Wire Length	End2 Terminal Part Number	End2 Pin Name	End2 Connector
A1	-	-	EK62D	3510352 R1	0.53	20.0	Thin Wall XLPE Primary Cable	DARK BLUE	195.0	-	C	3000M
A2	-	-	EK78VB	3510298 R1	0.53	20.0	Thin Wall XLPE Primary Cable	LIGHT GREEN	240.0	-	C	3200F
A3	-	-	EK78K	3510298 R1	0.53	20.0	Thin Wall XLPE Primary Cable	LIGHT GREEN	175.0	-	X	-
A4	-	-	EK78-GD	3510358 R1	0.53	20.0	Thin Wall XLPE Primary Cable	WHITE	225.0	-	X	-

Name	Terminal Part Number	V-Min	Name	Wire Part Number	Wire CSA	Wire Spec	Wire Material description	Wire Color Description	Wire Length	End2 Terminal Part Number	End2 Pin Name	End2 Connector
B1	-	-	EK78JA	3510298 R1	0.53	20.0	Thin Wall XLPE Primary Cable	LIGHT GREEN	1015.0	-	B	5010
B2	-	-	EK78DB	3510298 R1	0.53	20.0	Thin Wall XLPE Primary Cable	LIGHT GREEN	195.0	-	D	3000M
B3	-	-	EK78CA	3510298 R1	0.53	20.0	Thin Wall XLPE Primary Cable	LIGHT GREEN	1015.0	-	A	5010
B4	-	-	EK78EF	3510298 R1	0.53	20.0	Thin Wall XLPE Primary Cable	LIGHT GREEN	195.0	-	E	3000M

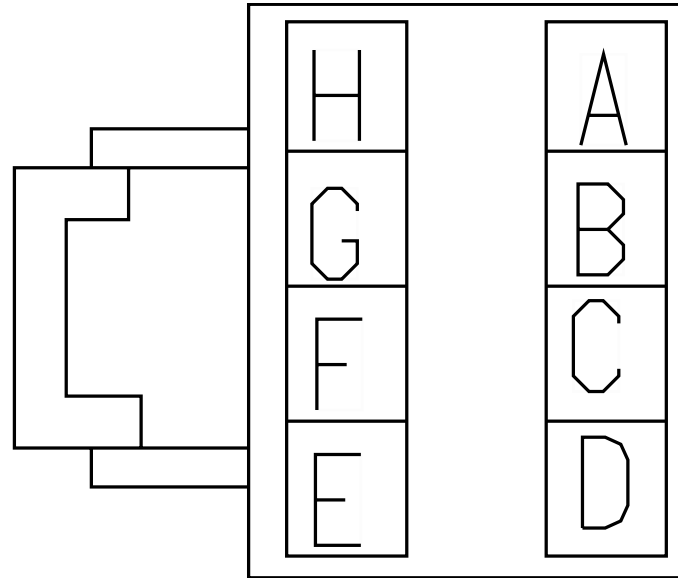
Connector Name 254
 Part Number 3510243C1
 Instances Mirrors (Power) Control Switch Actuated:Diagram1-Combination1
 Mates SW-MIRRORCTRL-1019-02-01A



Name	Terminal Part Number	V-Min	Name	Wire Part Number	Wire CSA	Wire Spec	Wire Material description	Wire Color Description	Wire Length	End2 Terminal Part Number	End2 Pin Name	End2 Connector
A1	-	-	RH62D	3510352 R1	0.53	20.0	Thin Wall XLPE Primary Cable	DARK BLUE	1660.0	-	A1	254F
A2	-	-	RH78L	3510364 R1	0.53	20.0	Thin Wall XLPE Primary Cable	RED	1660.0	-	A2	254F
A3	-	-	RH78K	3510298 R1	0.53	20.0	Thin Wall XLPE Primary Cable	LIGHT GREEN	1660.0	-	A3	254F
A4	-	-	RH78-GD	3510358 R1	0.53	20.0	Thin Wall XLPE Primary Cable	WHITE	1660.0	-	A4	254F

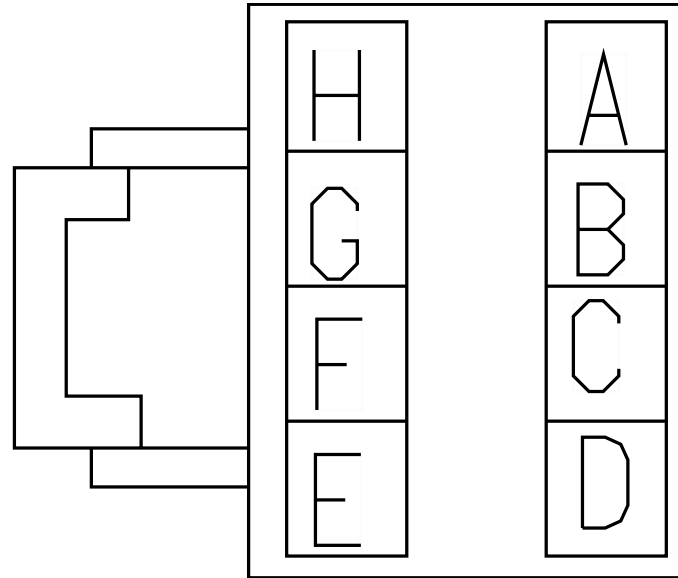
Name	Terminal Part Number	V-Min	Name	Wire Part Number	Wire CSA	Wire Spec	Wire Material description	Wire Color Description	Wire Length	End2 Terminal Part Number	End2 Pin Name	End2 Connector
B1	-	-	RH78A	3510298 R1	0.53	20.0	Thin Wall XLPE Primary Cable	LIGHT GREEN	1660.0	-	B1	254F
B2	-	-	RH78D	3510298 R1	0.53	20.0	Thin Wall XLPE Primary Cable	LIGHT GREEN	1660.0	-	B2	254F
B3	-	-	RH78C	3510298 R1	0.53	20.0	Thin Wall XLPE Primary Cable	LIGHT GREEN	1660.0	-	B3	254F
B4	-	-	RH78F	3510298 R1	0.53	20.0	Thin Wall XLPE Primary Cable	LIGHT GREEN	1660.0	-	B4	254F

Connector Name 2600
 Part Number 2005835C1
 Instances B6.7 - CAN Layout:HMI Standard J1939 (125Kbps)
 L9 - CAN Layout:HMI Standard J1939 (125Kbps)
 Mates 2600



Name	Terminal Part Number	V-Min	Name	Wire Part Number	Wire CSA	Wire Spec	Wire Material description	Wire Color Description	Wire Length	End2 Terminal Part Number	End2 Pin Name	End2 Connector
A	-	-	WIRE565803	-	0.0	-	-	-	0.0	-	PIN1	-
B	-	-	WIRE565802	-	0.0	-	-	-	0.0	-	PIN1	-


Connector Name 2600
 Part Number 2005835C1
 Short Description IP INTERCONNECT
 Instances Courtesy Light Crew Cab:Diagram1
 Ground Splice Packs:Diagram1
 Power Door Locks Crew Cab:Diagram1
 Power Windows 4-Door N/W RKE:Diagram1
 Power Windows 4-Door W/RKE:Diagram1
 Mates 2600



Name	Terminal Part Number	V-Min	Name	Wire Part Number	Wire CSA	Wire Spec	Wire Material description	Wire Color Description	Wire Length	End2 Terminal Part Number	End2 Pin Name	End2 Connector
C	-	-	81D	3510302 R1	3.01	12.0	Thin Wall XLPE Primary Cable	LIGHT GREEN	950.0	-	C	3202L
D	-	-	81DA	3510302 R1	3.01	12.0	Thin Wall XLPE Primary Cable	LIGHT GREEN	4900.0	-	C	3202L
E	-	-	81-GD	3510362 R1	3.01	12.0	Thin Wall XLPE Primary Cable	WHITE	950.0	-	D	3202L
F	-	-	81-GDA	3510362 R1	3.01	12.0	Thin Wall XLPE Primary Cable	WHITE	4900.0	-	D	3202L


Name	Terminal Part Number	V-Min	Name	Wire Part Number	Wire CSA	Wire Spec	Wire Material description	Wire Color Description	Wire Length	End2 Terminal Part Number	End2 Pin Name	End2 Connector
G	-	-	W63CA	3510354 R1	1.16	16.0	Thin Wall XLPE Primary Cable	DARK BLUE	330.0	-	X	-
H	-	-	W63-GC	3510360 R1	1.16	16.0	Thin Wall XLPE Primary Cable	WHITE	360.0	-	X	-

Connector Name 2600
 Part Number 2005836C1
 Instances B6.7 - CAN Layout:HMI Standard J1939 (125Kbps)
 L9 - CAN Layout:HMI Standard J1939 (125Kbps)
 Mates 2600



Name	Terminal Part Number	V-Min	Name	Wire Part Number	Wire CSA	Wire Spec	Wire Material description	Wire Color Description	Wire Length	End2 Terminal Part Number	End2 Pin Name	End2 Connector
A	-	-	WIRE565800	-	0.0	-	-	-	0.0	-	PIN1	-
B	-	-	WIRE565801	-	0.0	-	-	-	0.0	-	PIN1	-

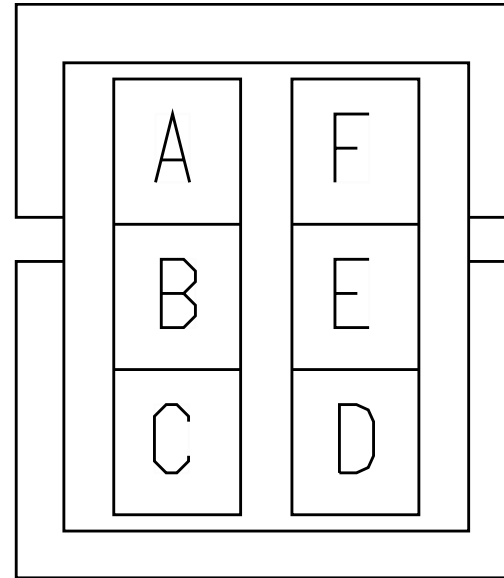
Connector Name 2600
 Part Number 2005836C1
 Short Description DOOR / IP CREW
 Instances Courtesy Light Crew Cab:Diagram1
 Ground Splice Packs:Diagram1
 Power Door Locks Crew Cab:Diagram1
 Power Windows 4-Door N/W RKE:Diagram1
 Power Windows 4-Door W/RKE:Diagram1
 Mates 2600



Name	Terminal Part Number	V-Min	Name	Wire Part Number	Wire CSA	Wire Spec	Wire Material description	Wire Color Description	Wire Length	End2 Terminal Part Number	End2 Pin Name	End2 Connector
C	-	-	RD81D	3510368 R1	3.01	12.0	Thin Wall XLPE Primary Cable	RED	3945.0	-	-	-
D	-	-	RD81DA	3510368 R1	3.01	12.0	Thin Wall XLPE Primary Cable	RED	3945.0	-	-	-
E	-	-	RD81-GD	3510362 R1	3.01	12.0	Thin Wall XLPE Primary Cable	WHITE	1895.0	-	X	-
F	-	-	RD81-GDA	3510362 R1	3.01	12.0	Thin Wall XLPE Primary Cable	WHITE	1895.0	-	X	-

Name	Terminal Part Number	V-Min	Name	Wire Part Number	Wire CSA	Wire Spec	Wire Material description	Wire Color Description	Wire Length	End2 Terminal Part Number	End2 Pin Name	End2 Connector
G	-	-	WJ63BE	3510353 R1	0.79	18.0	Thin Wall XLPE Primary Cable	DARK BLUE	1845.0	-	X	-
H	-	-	WJ63-GC	3510362 R1	3.01	12.0	Thin Wall XLPE Primary Cable	WHITE	1940.0	-	1	-
H	-	-	WJ63-GC	3510362 R1	3.01	12.0	Thin Wall XLPE Primary Cable	WHITE	1940.0	-	X	-

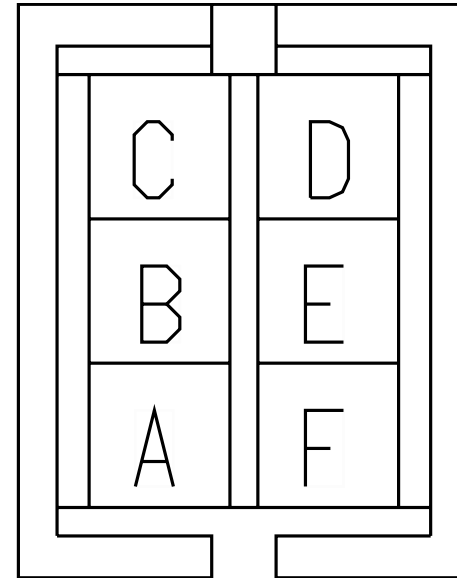
Connector Name 3000F
 Part Number 1661201C1
 Short Description IP/DOOR INTERCONNECT 1
 Instances Mirrors (Heat) [Switch Pack Actuated Relay Driven]:Diagram1
 Mirrors (Power) Control Switch Actuated:Diagram1-Combination1
 Mirrors (Power) Control Switch Actuated:Diagram1-Combination2
 Panel Dimmer Splice Packs - 1021:Diagram1
 Mates 3000M



Name	Terminal Part Number	V-Min	Name	Wire Part Number	Wire CSA	Wire Spec	Wire Material description	Wire Color Description	Wire Length	End2 Terminal Part Number	End2 Pin Name	End2 Connector
B	-	-	RF78A	3510300 R1	1.16	16.0	Thin Wall XLPE Primary Cable	LIGHT GREEN	1415.0	-	X	-
C	-	-	RG62DD	3510353 R1	0.79	18.0	Thin Wall XLPE Primary Cable	DARK BLUE	905.0	-	10	1021
C	-	-	RG62DD	3510353 R1	0.79	18.0	Thin Wall XLPE Primary Cable	DARK BLUE	905.0	-	-	-
D	-	-	RG78D	3510299 R1	0.79	18.0	Thin Wall XLPE Primary Cable	LIGHT GREEN	2465.0	-	D	3100F

Name	Terminal Part Number	V-Min	Name	Wire Part Number	Wire CSA	Wire Spec	Wire Material description	Wire Color Description	Wire Length	End2 Terminal Part Number	End2 Pin Name	End2 Connector
E	-	-	RG78E	3510299 R1	0.79	18.0	Thin Wall XLPE Primary Cable	LIGHT GREEN	2465.0	-	E	3100F
F	-	-	RG78F	3510299 R1	0.79	18.0	Thin Wall XLPE Primary Cable	LIGHT GREEN	2465.0	-	F	3100F

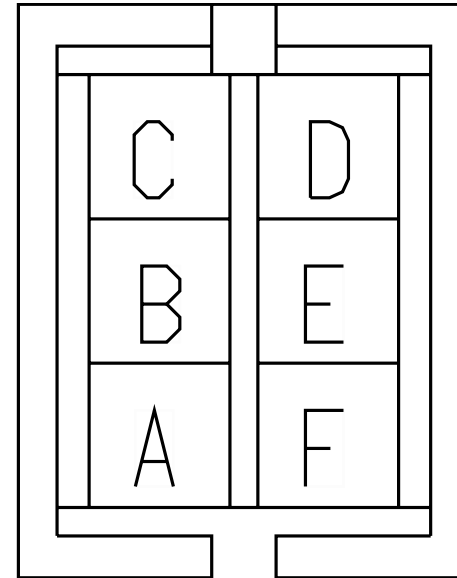
Connector Name 3000M
 Part Number 1661200C1
 Short Description DOOR/IP INTERCONNECT
 Instances Mirrors (Heat) [Switch Pack Actuated Relay Driven]:Diagram1
 Mirrors (Power) Control Switch Actuated:Diagram1-Combination1
 Mirrors (Power) Control Switch Actuated:Diagram1-Combination2
 Panel Dimmer Splice Packs - 1021:Diagram1
 Mates 3000F



Name	Terminal Part Number	V-Min	Name	Wire Part Number	Wire CSA	Wire Spec	Wire Material description	Wire Color Description	Wire Length	End2 Terminal Part Number	End2 Pin Name	End2 Connector
B	-	-	EK78A	2643671 R1	0.79	18.0	Std. Wall XLPE Primary Cable	LIGHT GREEN	980.0	-	G	3203M
B	-	-	EH78A	2643671 R1	0.79	18.0	Std. Wall XLPE Primary Cable	LIGHT GREEN	980.0	-	G	3203M
B	-	-	EJ78A	2643671 R1	0.79	18.0	Std. Wall XLPE Primary Cable	LIGHT GREEN	980.0	-	G	3203M
C	-	-	EK62D	3510352 R1	0.53	20.0	Thin Wall XLPE Primary Cable	DARK BLUE	195.0	-	A1	254M

Name	Terminal Part Number	V-Min	Name	Wire Part Number	Wire CSA	Wire Spec	Wire Material description	Wire Color Description	Wire Length	End2 Terminal Part Number	End2 Pin Name	End2 Connect or
C	-	-	EJ62DD	3510353 R1	0.79	18.0	Thin Wall XLPE Primary Cable	DARK BLUE	780.0	-	-	-
C	-	-	EJ62DD	3510353 R1	0.79	18.0	Thin Wall XLPE Primary Cable	DARK BLUE	780.0	-	X	-
D	-	-	EK78DB	3510298 R1	0.53	20.0	Thin Wall XLPE Primary Cable	LIGHT GREEN	195.0	-	B2	254M
D	-	-	EJ78D	3510299 R1	0.79	18.0	Thin Wall XLPE Primary Cable	LIGHT GREEN	880.0	-	X	-
E	-	-	EK78EF	3510298 R1	0.53	20.0	Thin Wall XLPE Primary Cable	LIGHT GREEN	195.0	-	B4	254M
E	-	-	EJ78E	3510299 R1	0.79	18.0	Thin Wall XLPE Primary Cable	LIGHT GREEN	930.0	-	X	-
F	-	-	EJ78F	2643671 R1	0.79	18.0	Std. Wall XLPE Primary Cable	LIGHT GREEN	730.0	-	X	-
F	-	-	EK78FK	2643671 R1	0.79	18.0	Std. Wall XLPE Primary Cable	LIGHT GREEN	140.0	-	X	-

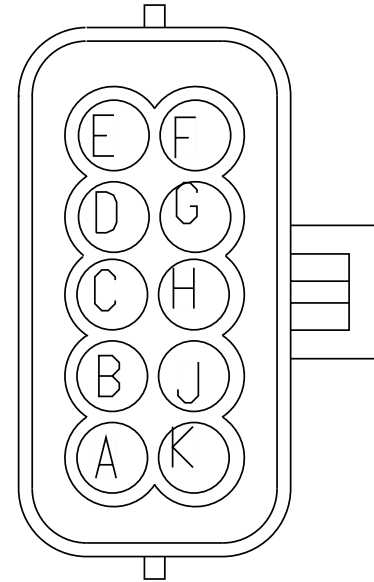
Connector Name 3000M
 Part Number 1661200C1
 Short Description DOOR/IP INTERCONNECT
 Instances Mirrors (Heat) [Switch Pack Actuated Relay Driven]:Diagram1
 Mirrors (Power) Control Switch Actuated:Diagram1-Combination1
 Mirrors (Power) Control Switch Actuated:Diagram1-Combination2
 Mates 3100F



Name	Terminal Part Number	V-Min	Name	Wire Part Number	Wire CSA	Wire Spec	Wire Material description	Wire Color Description	Wire Length	End2 Terminal Part Number	End2 Pin Name	End2 Connector
B	-	-	FK78A	2643671 R1	0.79	18.0	Std. Wall XLPE Primary Cable	LIGHT GREEN	980.0	-	G	3203M
B	-	-	EZ78A	2643671 R1	0.79	18.0	Std. Wall XLPE Primary Cable	LIGHT GREEN	980.0	-	G	3203M
D	-	-	FJ78D	3510299 R1	0.79	18.0	Thin Wall XLPE Primary Cable	LIGHT GREEN	980.0	-	B	5010
D	-	-	FK78D	3510299 R1	0.79	18.0	Thin Wall XLPE Primary Cable	LIGHT GREEN	980.0	-	B	5010


Name	Terminal Part Number	V-Min	Name	Wire Part Number	Wire CSA	Wire Spec	Wire Material description	Wire Color Description	Wire Length	End2 Terminal Part Number	End2 Pin Name	End2 Connector
E	-	-	FK78E	3510299 R1	0.79	18.0	Thin Wall XLPE Primary Cable	LIGHT GREEN	980.0	-	A	5010
F	-	-	FK78F	2643671 R1	0.79	18.0	Std. Wall XLPE Primary Cable	LIGHT GREEN	980.0	-	F	5010

Connector Name 3000M
 Part Number 3538634C1
 Instances Ambient Air Temperature:Diagram1
 Mates MODU-DS-MIRROR-1019-01-01A



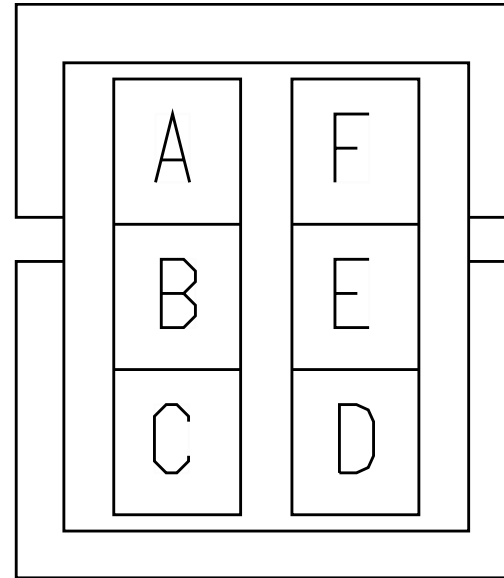
Name	Terminal Part Number	V-Min	Name	Wire Part Number	Wire CSA	Wire Spec	Wire Material description	Wire Color Description	Wire Length	End2 Terminal Part Number	End2 Pin Name	End2 Connector
C	-	-	ET41D	3510329 R1	0.79	18.0	Thin Wall XLPE Primary Cable	TAN	1025.0	-	E	3200F
D	-	-	ET41E	3510329 R1	0.79	18.0	Thin Wall XLPE Primary Cable	TAN	1025.0	-	F	3200F

Connector Name 3002M
 Part Number 3767181C1
 Instances Power Windows 4-Door N/W RKE:Diagram1
 Power Windows 4-Door W/RKE:Diagram1
 Mates MOT-DS_WINDOW-2013-01-01B




Name	Terminal Part Number	V-Min	Name	Wire Part Number	Wire CSA	Wire Spec	Wire Material description	Wire Color Description	Wire Length	End2 Terminal Part Number	End2 Pin Name	End2 Connector
1	-	-	F83B	3510301 R1	1.91	14.0	Thin Wall XLPE Primary Cable	LIGHT GREEN	705.0	-	2	3201M
1	-	-	E83B	3510301 R1	1.91	14.0	Thin Wall XLPE Primary Cable	LIGHT GREEN	705.0	-	2	3209M
2	-	-	E83A	3510301 R1	1.91	14.0	Thin Wall XLPE Primary Cable	LIGHT GREEN	705.0	-	1	3209M
2	-	-	F83A	3510301 R1	1.91	14.0	Thin Wall XLPE Primary Cable	LIGHT GREEN	705.0	-	1	3201M

Connector Name 3100F
 Part Number 1661201C1
 Short Description IP/DOOR INTERCONNECT 2
 Instances Mirrors (Heat) [Switch Pack Actuated Relay Driven]:Diagram1
 Mirrors (Power) Control Switch Actuated:Diagram1-Combination1
 Mirrors (Power) Control Switch Actuated:Diagram1-Combination2
 Mates 3000M



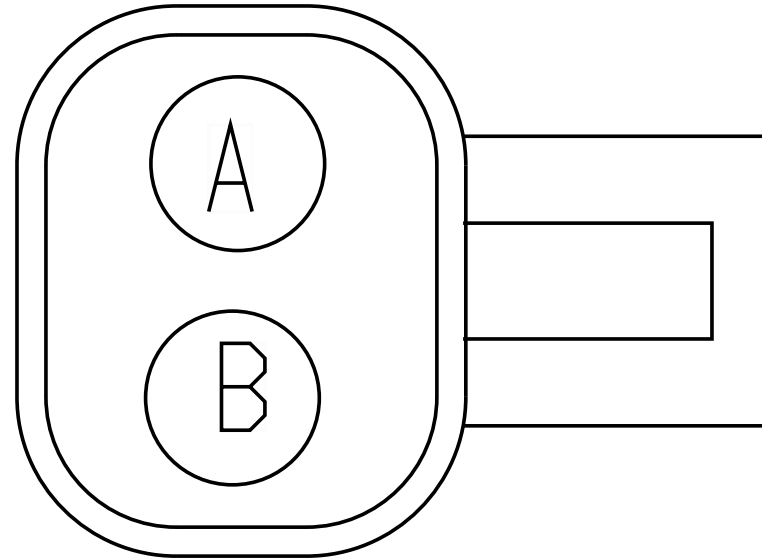
Name	Terminal Part Number	V-Min	Name	Wire Part Number	Wire CSA	Wire Spec	Wire Material description	Wire Color Description	Wire Length	End2 Terminal Part Number	End2 Pin Name	End2 Connector
B	-	-	RF78B	3510300 R1	1.16	16.0	Thin Wall XLPE Primary Cable	LIGHT GREEN	1050.0	-	X	-
D	-	-	RG78D	3510299 R1	0.79	18.0	Thin Wall XLPE Primary Cable	LIGHT GREEN	2465.0	-	D	3000F
E	-	-	RG78E	3510299 R1	0.79	18.0	Thin Wall XLPE Primary Cable	LIGHT GREEN	2465.0	-	E	3000F
F	-	-	RG78F	3510299 R1	0.79	18.0	Thin Wall XLPE Primary Cable	LIGHT GREEN	2465.0	-	F	3000F

Connector Name 3100M
 Part Number 3767181C1
 Instances Power Windows:Diagram1
 Power Windows 4-Door N/W RKE:Diagram1
 Power Windows 4-Door W/RKE:Diagram1
 Mates MOT-DS_WINDOW-2013-01-01A



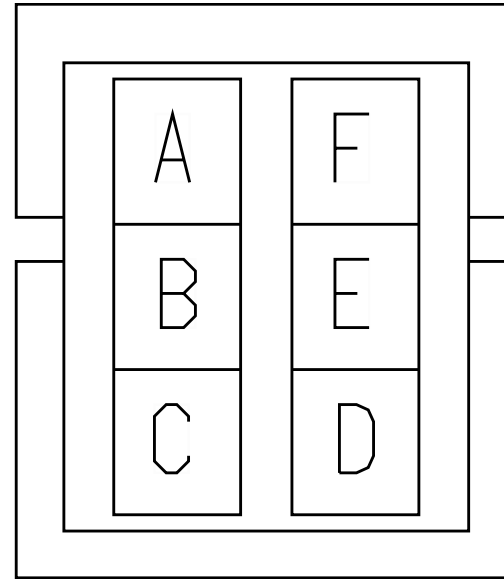
Name	Terminal Part Number	V-Min	Name	Wire Part Number	Wire CSA	Wire Spec	Wire Material description	Wire Color Description	Wire Length	End2 Terminal Part Number	End2 Pin Name	End2 Connector
1	-	-	FC83B	3510301 R1	1.91	14.0	Thin Wall XLPE Primary Cable	LIGHT GREEN	1300.0	-	2	3201M
1	-	-	EC83B	3510301 R1	1.91	14.0	Thin Wall XLPE Primary Cable	LIGHT GREEN	1300.0	-	2	3201M
2	-	-	EC83A	3510301 R1	1.91	14.0	Thin Wall XLPE Primary Cable	LIGHT GREEN	1300.0	-	1	3201M
2	-	-	FC83A	3510301 R1	1.91	14.0	Thin Wall XLPE Primary Cable	LIGHT GREEN	1300.0	-	1	3201M

Connector Name 3112M
 Part Number 1671610C1
 Instances Power Door Locks Crew Cab:Diagram1
 Mates MOT-RR_DS_LOCK-2016-01-01A



Name	Terminal Part Number	V-Min	Name	Wire Part Number	Wire CSA	Wire Spec	Wire Material description	Wire Color Description	Wire Length	End2 Terminal Part Number	End2 Pin Name	End2 Connector
A	-	-	F81A	3510301 R1	1.91	14.0	Thin Wall XLPE Primary Cable	LIGHT GREEN	1130.0	-	3	1032D
B	-	-	F81B	3510301 R1	1.91	14.0	Thin Wall XLPE Primary Cable	LIGHT GREEN	1130.0	-	4	1032D

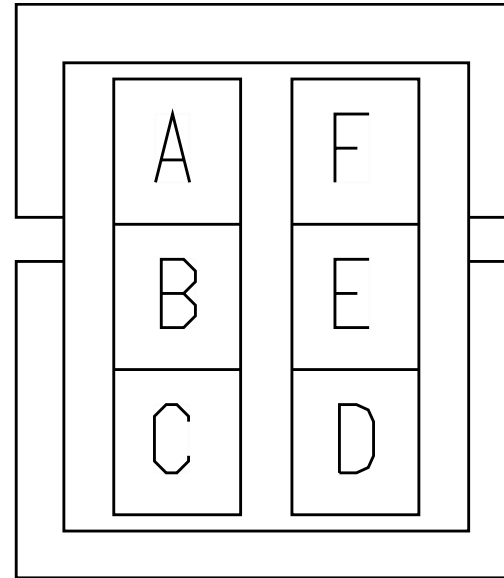
Connector Name 3200F
 Part Number 1661201C1
 Instances B6.7 - CAN Layout:HMI Standard J1939 (125Kbps)
 L9 - CAN Layout:HMI Standard J1939 (125Kbps)
 Power Door Locks:Diagram1
 Power Door Locks Crew Cab:Diagram1
 Power Windows:Diagram1
 Power Windows 4-Door N/W RKE:Diagram1
 Power Windows 4-Door W/RKE:Diagram1
 Remote Keyless Access:Diagram1
 Vehicle Alarm System:Diagram1
 Mates 3200M



Name	Terminal Part Number	V-Min	Name	Wire Part Number	Wire CSA	Wire Spec	Wire Material description	Wire Color Description	Wire Length	End2 Terminal Part Number	End2 Pin Name	End2 Connector
A	-	-	WIRE196493	-	0.0	-	-	-	0.0	-	3	3202M
A	-	-	WIRE196495	-	0.0	-	-	-	0.0	-	3	3202M
B	-	-	WIRE196492	-	0.0	-	-	-	0.0	-	2	3202M
B	-	-	WIRE196494	-	0.0	-	-	-	0.0	-	2	3202M
C	-	-	FC81A	3510302R1	3.01	12.0	Thin Wall XLPE Primary Cable	LIGHT GREEN	1245.0	-	1	3202M
C	-	-	FC81A	3510302R1	3.01	12.0	Thin Wall XLPE Primary Cable	LIGHT GREEN	1245.0	-	1	1032E

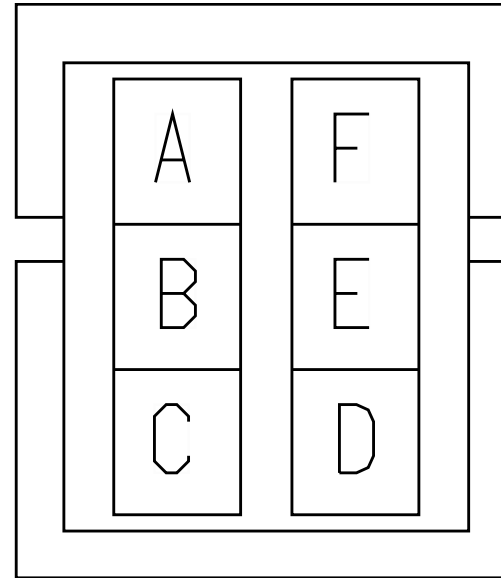
Name	Terminal Part Number	V-Min	Name	Wire Part Number	Wire CSA	Wire Spec	Wire Material description	Wire Color Description	Wire Length	End2 Terminal Part Number	End2 Pin Name	End2 Connector
D	-	-	FC81-GB	3510362 R1	3.01	12.0	Thin Wall XLPE Primary Cable	WHITE	1245.0	-	4	3202M
D	-	-	FC81-GB	3510362 R1	3.01	12.0	Thin Wall XLPE Primary Cable	WHITE	1245.0	-	4	1032E

Connector Name 3200F
 Part Number 1661201C1
 Short Description DOOR/IP INTERCONNECT
 Instances Ground Splice Packs:Diagram1
 Ground Splice Packs - 1022 & 1023:Diagram1
 Mates 3204M



Name	Terminal Part Number	V-Min	Name	Wire Part Number	Wire CSA	Wire Spec	Wire Material description	Wire Color Description	Wire Length	End2 Terminal Part Number	End2 Pin Name	End2 Connector
D	-	-	FH78-GA	3510360 R1	1.16	16.0	Thin Wall XLPE Primary Cable	WHITE	1025.0	-	-	-
D	-	-	FC81-GB	3510362 R1	3.01	12.0	Thin Wall XLPE Primary Cable	WHITE	1245.0	-	-	-
D	-	-	FK78-GA	3510360 R1	1.16	16.0	Thin Wall XLPE Primary Cable	WHITE	1025.0	-	-	-

Connector Name 3200F
 Part Number 1661201C1
 Short Description DOOR/IP INTERCONNECT
 Instances Ground Splice Packs:Diagram1
 Mirrors (Heat) [Switch Pack Actuated Relay Driven]:Diagram1
 Mirrors (Heated):Diagram1
 Mirrors (Power) Control Switch Actuated:Diagram1-Combination1
 Mirrors (Power) Control Switch Actuated:Diagram1-Combination2
 Power Door Locks:Diagram1
 Power Door Locks Crew Cab:Diagram1
 Power Windows:Diagram1
 Power Windows 4-Door N/W RKE:Diagram1
 Power Windows 4-Door W/RKE:Diagram1

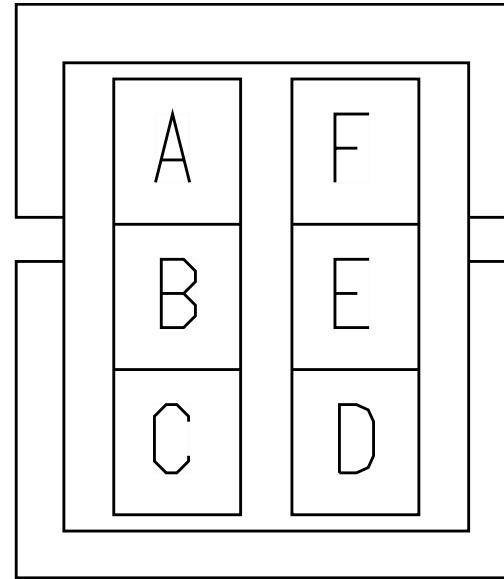


Mates 3200M

Name	Terminal Part Number	V-Min	Name	Wire Part Number	Wire CSA	Wire Spec	Wire Material description	Wire Color Description	Wire Length	End2 Terminal Part Number	End2 Pin Name	End2 Connector
C	-	-	EC81B	3510302 R1	3.01	12.0	Thin Wall XLPE Primary Cable	LIGHT GREEN	1245.0	-	1	3202M
C	-	-	EK78VB	3510298 R1	0.53	20.0	Thin Wall XLPE Primary Cable	LIGHT GREEN	240.0	-	A2	254M
C	-	-	EJ78V	3510299 R1	0.79	18.0	Thin Wall XLPE Primary Cable	LIGHT GREEN	875.0	-	X	-
D	-	-	EJ78-GA	3510360 R1	1.16	16.0	Thin Wall XLPE Primary Cable	WHITE	535.0	-	X	-

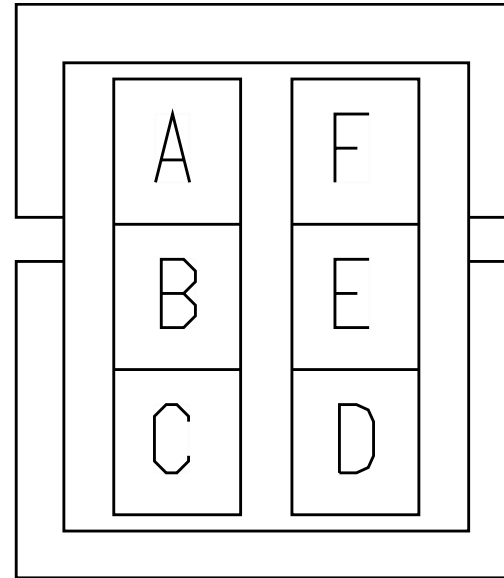
Name	Terminal Part Number	V-Min	Name	Wire Part Number	Wire CSA	Wire Spec	Wire Material description	Wire Color Description	Wire Length	End2 Terminal Part Number	End2 Pin Name	End2 Connector
D	-	-	EK78-GJ	3510360 R1	1.16	16.0	Thin Wall XLPE Primary Cable	WHITE	235.0	-	X	-
D	-	-	EH78-GE	3510360 R1	1.16	16.0	Thin Wall XLPE Primary Cable	WHITE	1025.0	-	H	3203M
D	-	-	EC81-GA	3510362 R1	3.01	12.0	Thin Wall XLPE Primary Cable	WHITE	1245.0	-	4	3202M
D	-	-	EJ78-GA	3510360 R1	1.16	16.0	Thin Wall XLPE Primary Cable	WHITE	535.0	-	-	-
D	-	-	EH78-GE	3510360 R1	1.16	16.0	Thin Wall XLPE Primary Cable	WHITE	1025.0	-	-	-
D	-	-	EC81-GA	3510362 R1	3.01	12.0	Thin Wall XLPE Primary Cable	WHITE	1245.0	-	-	-

Connector Name 3200F
 Part Number 1661201C1
 Short Description DOOR/IP INTERCONNECT
 Instances Mirrors (Heat) [Switch Pack Actuated Relay Driven]:Diagram1
 Mirrors (Heated):Diagram1
 Mates 3204M



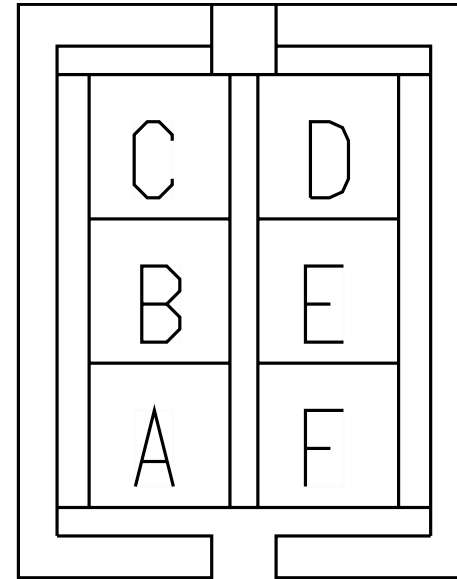
Name	Terminal Part Number	V-Min	Name	Wire Part Number	Wire CSA	Wire Spec	Wire Material description	Wire Color Description	Wire Length	End2 Terminal Part Number	End2 Pin Name	End2 Connector
C	-	-	FC81A	3510302 R1	3.01	12.0	Thin Wall XLPE Primary Cable	LIGHT GREEN	1245.0	-	1	1032E
D	-	-	FK78-GA	3510360 R1	1.16	16.0	Thin Wall XLPE Primary Cable	WHITE	1025.0	-	H	3203M
D	-	-	FH78-GA	3510360 R1	1.16	16.0	Thin Wall XLPE Primary Cable	WHITE	1025.0	-	H	3203M
D	-	-	FC81-GB	3510362 R1	3.01	12.0	Thin Wall XLPE Primary Cable	WHITE	1245.0	-	4	1032E

Connector Name 3200F
 Part Number 1661201C1
 Short Description DOOR/IP INTERCONNECT
 Instances Ambient Air Temperature:Diagram1
 Mates 3200M



Name	Terminal Part Number	V-Min	Name	Wire Part Number	Wire CSA	Wire Spec	Wire Material description	Wire Color Description	Wire Length	End2 Terminal Part Number	End2 Pin Name	End2 Connector
E	-	-	ET41D	3510329 R1	0.79	18.0	Thin Wall XLPE Primary Cable	TAN	1025.0	-	C	3000M
F	-	-	ET41E	3510329 R1	0.79	18.0	Thin Wall XLPE Primary Cable	TAN	1025.0	-	D	3000M

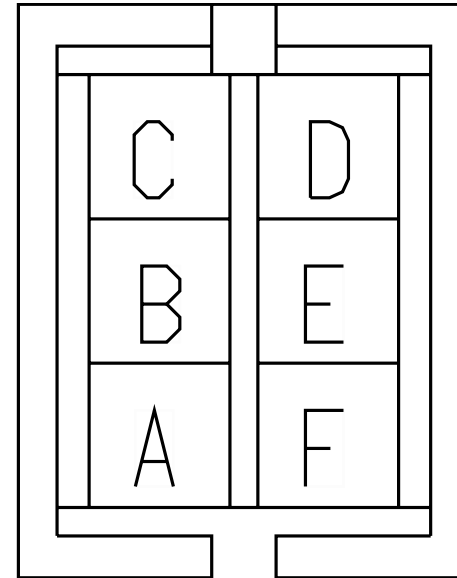
Connector Name 3200M
 Part Number 1661200C1
 Instances B6.7 - CAN Layout:HMI Standard J1939 (125Kbps)
 L9 - CAN Layout:HMI Standard J1939 (125Kbps)
 Power Door Locks:Diagram1
 Power Door Locks Crew Cab:Diagram1
 Power Windows:Diagram1
 Power Windows 4-Door N/W RKE:Diagram1
 Power Windows 4-Door W/RKE:Diagram1
 Remote Keyless Access:Diagram1
 Vehicle Alarm System:Diagram1
 Mates 3200F



Name	Terminal Part Number	V-Min	Name	Wire Part Number	Wire CSA	Wire Spec	Wire Material description	Wire Color Description	Wire Length	End2 Terminal Part Number	End2 Pin Name	End2 Connector
A	-	-	WIRE1654	-	0.0	-	-	-	0.0	-	PIN1	-
A	-	-	WIRE1644	-	0.0	-	-	-	0.0	-	PIN1	-
B	-	-	WIRE1643	-	0.0	-	-	-	0.0	-	PIN1	-
B	-	-	WIRE1653	-	0.0	-	-	-	0.0	-	PIN1	-
C	-	-	RC81A	3510302 R1	3.01	12.0	Thin Wall XLPE Primary Cable	LIGHT GREEN	3045.0	-	-	-
C	-	-	RD81A	3510302 R1	3.01	12.0	Thin Wall XLPE Primary Cable	LIGHT GREEN	3045.0	-	-	-
D	-	-	RD81-GB	3510362 R1	3.01	12.0	Thin Wall XLPE Primary Cable	WHITE	2005.0	-	X	-

Name	Terminal Part Number	V-Min	Name	Wire Part Number	Wire CSA	Wire Spec	Wire Material description	Wire Color Description	Wire Length	End2 Terminal Part Number	End2 Pin Name	End2 Connector
D	-	-	RC81-GB	3510362 R1	3.01	12.0	Thin Wall XLPE Primary Cable	WHITE	2005.0	-	X	-
D	-	-	RF78-GB	3510360 R1	1.16	16.0	Thin Wall XLPE Primary Cable	WHITE	975.0	-	-	-
D	-	-	RC81-GB	3510362 R1	3.01	12.0	Thin Wall XLPE Primary Cable	WHITE	2005.0	-	-	-

Connector Name 3200M
 Part Number 1661200C1
 Short Description IP/DOOR INTERCONNECT 2
 Instances Ground Splice Packs:Diagram1
 Mirrors (Heat) [Switch Pack Actuated Relay Driven]:Diagram1
 Mirrors (Heated):Diagram1
 Mirrors (Power) Control Switch Actuated:Diagram1-Combination1
 Mirrors (Power) Control Switch Actuated:Diagram1-Combination2
 Power Door Locks:Diagram1
 Power Door Locks Crew Cab:Diagram1
 Power Windows:Diagram1
 Power Windows 4-Door N/W RKE:Diagram1
 Power Windows 4-Door W/RKE:Diagram1

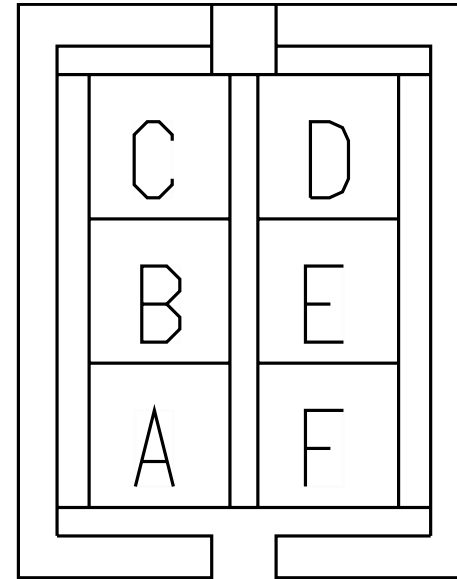


Mates 3200F

Name	Terminal Part Number	V-Min	Name	Wire Part Number	Wire CSA	Wire Spec	Wire Material description	Wire Color Description	Wire Length	End2 Terminal Part Number	End2 Pin Name	End2 Connector
C	-	-	RD81B	3510368 R1	3.01	12.0	Thin Wall XLPE Primary Cable	RED	2235.0	-	-	-
C	-	-	RC81B	3510368 R1	3.01	12.0	Thin Wall XLPE Primary Cable	RED	2235.0	-	-	-
D	-	-	RC81-GA	3510362 R1	3.01	12.0	Thin Wall XLPE Primary Cable	WHITE	425.0	-	X	-
D	-	-	RD81-GA	3510362 R1	3.01	12.0	Thin Wall XLPE Primary Cable	WHITE	425.0	-	X	-

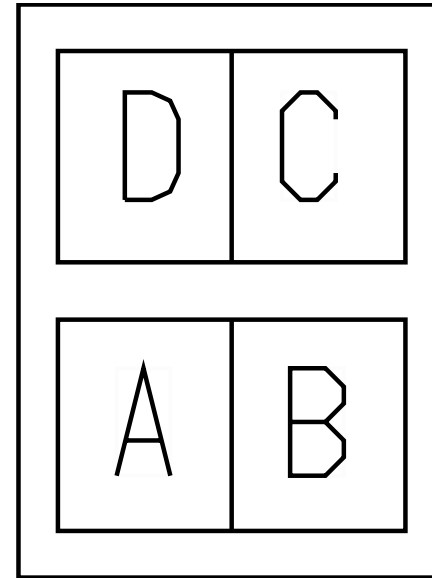
Name	Terminal Part Number	V-Min	Name	Wire Part Number	Wire CSA	Wire Spec	Wire Material description	Wire Color Description	Wire Length	End2 Terminal Part Number	End2 Pin Name	End2 Connector
D	-	-	RF78-GA	3510360 R1	1.16	16.0	Thin Wall XLPE Primary Cable	WHITE	2125.0	-	-	-

Connector Name 3200M
 Part Number 1661200C1
 Short Description IP/DOOR INTERCONNECT 2
 Instances Ambient Air Temperature:Diagram1
 Mates 3200F



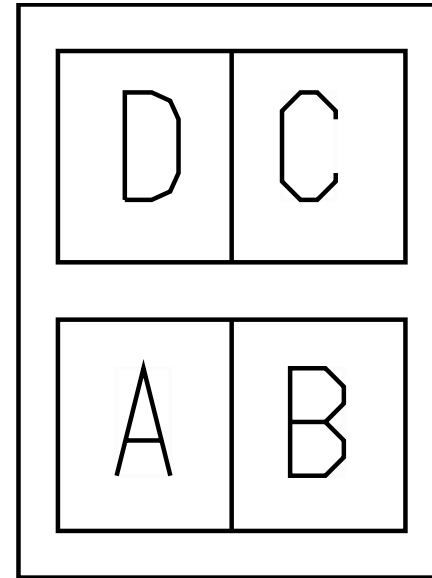
Name	Terminal Part Number	V-Min	Name	Wire Part Number	Wire CSA	Wire Spec	Wire Material description	Wire Color Description	Wire Length	End2 Terminal Part Number	End2 Pin Name	End2 Connector
E	-	-	MC41D	3510329 R1	0.79	18.0	Thin Wall XLPE Primary Cable	TAN	2785.0	-	25	1703M
E	-	-	MB41DJ	3510329 R1	0.79	18.0	Thin Wall XLPE Primary Cable	TAN	2785.0	-	25	1703M
F	-	-	MC41E	3510329 R1	0.79	18.0	Thin Wall XLPE Primary Cable	TAN	2785.0	-	24	1703M
F	-	-	MB41EJ	3510329 R1	0.79	18.0	Thin Wall XLPE Primary Cable	TAN	2785.0	-	24	1703M

Connector Name 3201F
 Part Number 1667529C1
 Short Description DOOR/ IP COURTESY LIGHT
 Instances Courtesy Light Crew Cab:Diagram1
 Ground Splice Packs:Diagram1
 Mates 3400R



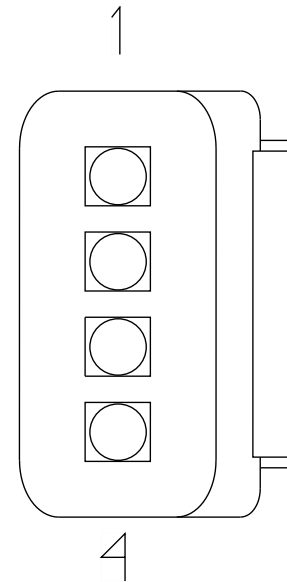
Name	Terminal Part Number	V-Min	Name	Wire Part Number	Wire CSA	Wire Spec	Wire Material description	Wire Color Description	Wire Length	End2 Terminal Part Number	End2 Pin Name	End2 Connector
A	-	-	F63C	3510353 R1	0.79	18.0	Thin Wall XLPE Primary Cable	DARK BLUE	1500.0	-	A	3400
B	-	-	F63-G	3510359 R1	0.79	18.0	Thin Wall XLPE Primary Cable	WHITE	1500.0	-	-	-
B	-	-	F63-G	3510359 R1	0.79	18.0	Thin Wall XLPE Primary Cable	WHITE	1500.0	-	B	3400

Connector Name 3201F
 Part Number 1667529C1
 Short Description DOOR/ IP COURTESY LIGHT
 Instances Courtesy Light Crew Cab:Diagram1
 Ground Splice Packs:Diagram1
 Mates 3400L



Name	Terminal Part Number	V-Min	Name	Wire Part Number	Wire CSA	Wire Spec	Wire Material description	Wire Color Description	Wire Length	End2 Terminal Part Number	End2 Pin Name	End2 Connector
A	-	-	E63C	3510353 R1	0.79	18.0	Thin Wall XLPE Primary Cable	DARK BLUE	1500.0	-	A	3400
B	-	-	E63-G	3510359 R1	0.79	18.0	Thin Wall XLPE Primary Cable	WHITE	1500.0	-	-	-
B	-	-	E63-G	3510359 R1	0.79	18.0	Thin Wall XLPE Primary Cable	WHITE	1500.0	-	B	3400

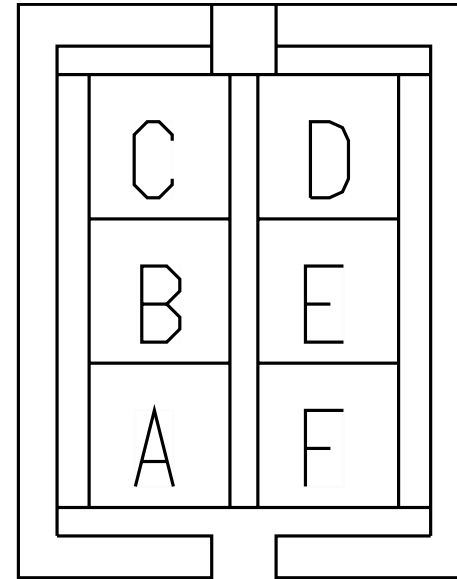
Connector Name 3201M
 Part Number 3709437C1
 Instances Power Door Locks:Diagram1
 Power Door Locks Crew Cab:Diagram1
 Power Windows:Diagram1
 Power Windows 4-Door N/W RKE:Diagram1
 Power Windows 4-Door W/RKE:Diagram1
 Mates MODU-FRONT-DS_DOOR_POD-201 6-02-02A



Name	Terminal Part Number	V-Min	Name	Wire Part Number	Wire CSA	Wire Spec	Wire Material description	Wire Color Description	Wire Length	End2 Terminal Part Number	End2 Pin Name	End2 Connector
1	-	-	EC83A	3510301 R1	1.91	14.0	Thin Wall XLPE Primary Cable	LIGHT GREEN	1300.0	-	2	3100M
1	-	-	FC83A	3510301 R1	1.91	14.0	Thin Wall XLPE Primary Cable	LIGHT GREEN	1300.0	-	2	3100M
1	-	-	F83A	3510301 R1	1.91	14.0	Thin Wall XLPE Primary Cable	LIGHT GREEN	705.0	-	2	3002M
2	-	-	FC83B	3510301 R1	1.91	14.0	Thin Wall XLPE Primary Cable	LIGHT GREEN	1300.0	-	1	3100M

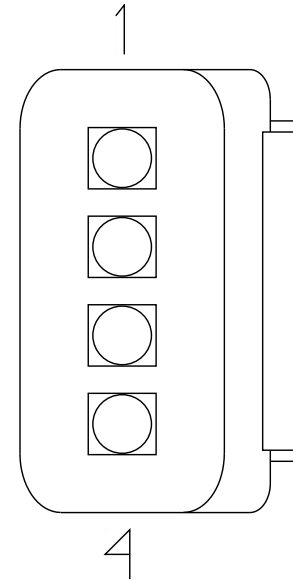
Name	Terminal Part Number	V-Min	Name	Wire Part Number	Wire CSA	Wire Spec	Wire Material description	Wire Color Description	Wire Length	End2 Terminal Part Number	End2 Pin Name	End2 Connector
2	-	-	EC83B	3510301 R1	1.91	14.0	Thin Wall XLPE Primary Cable	LIGHT GREEN	1300.0	-	1	3100M
2	-	-	F83B	3510301 R1	1.91	14.0	Thin Wall XLPE Primary Cable	LIGHT GREEN	705.0	-	1	3002M
3	-	-	EC81LA	3510301 R1	1.91	14.0	Thin Wall XLPE Primary Cable	LIGHT GREEN	1760.0	-	A	4101
4	-	-	EC81LB	3510301 R1	1.91	14.0	Thin Wall XLPE Primary Cable	LIGHT GREEN	1760.0	-	B	4101

Connector Name 3202L
 Part Number 1661200C1
 Short Description REAR LEFT DOOR
 Instances Ground Splice Packs:Diagram1
 Power Door Locks Crew Cab:Diagram1
 Power Windows 4-Door N/W RKE:Diagram1
 Power Windows 4-Door W/RKE:Diagram1
 Mates 3208F



Name	Terminal Part Number	V-Min	Name	Wire Part Number	Wire CSA	Wire Spec	Wire Material description	Wire Color Description	Wire Length	End2 Terminal Part Number	End2 Pin Name	End2 Connector
C	-	-	81DA	3510302 R1	3.01	12.0	Thin Wall XLPE Primary Cable	LIGHT GREEN	4900.0	-	D	2600
C	-	-	81D	3510302 R1	3.01	12.0	Thin Wall XLPE Primary Cable	LIGHT GREEN	950.0	-	C	2600
D	-	-	81-GD	3510362 R1	3.01	12.0	Thin Wall XLPE Primary Cable	WHITE	950.0	-	E	2600
D	-	-	81-GDA	3510362 R1	3.01	12.0	Thin Wall XLPE Primary Cable	WHITE	4900.0	-	F	2600

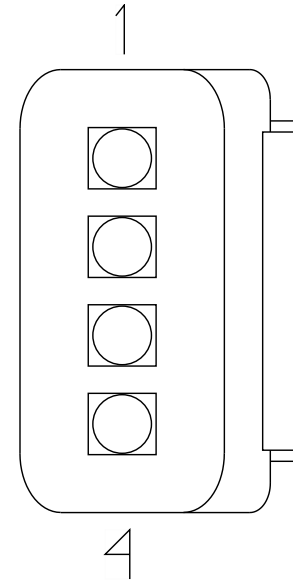
Connector Name 3202M
 Part Number 3820176C1
 Instances B6.7 - CAN Layout:HMI Standard J1939 (125Kbps)
 L9 - CAN Layout:HMI Standard J1939 (125Kbps)
 Mirrors (Heated):Diagram1
 Power Door Locks:Diagram1
 Power Door Locks Crew Cab:Diagram1
 Power Windows:Diagram1
 Power Windows 4-Door N/W RKE:Diagram1
 Power Windows 4-Door W/RKE:Diagram1
 Mates MODU-PS_DOOR_POD-2016-01-0 2A



Name	Terminal Part Number	V-Min	Name	Wire Part Number	Wire CSA	Wire Spec	Wire Material description	Wire Color Description	Wire Length	End2 Terminal Part Number	End2 Pin Name	End2 Connector
1	-	-	EC81B	3510302 R1	3.01	12.0	Thin Wall XLPE Primary Cable	LIGHT GREEN	1245.0	-	-	-
1	-	-	FC81A	3510302 R1	3.01	12.0	Thin Wall XLPE Primary Cable	LIGHT GREEN	1245.0	-	-	-
1	-	-	EC81B	3510302 R1	3.01	12.0	Thin Wall XLPE Primary Cable	LIGHT GREEN	1245.0	-	C	3200F
1	-	-	F81D	3510302 R1	3.01	12.0	Thin Wall XLPE Primary Cable	LIGHT GREEN	1175.0	-	C	3208F

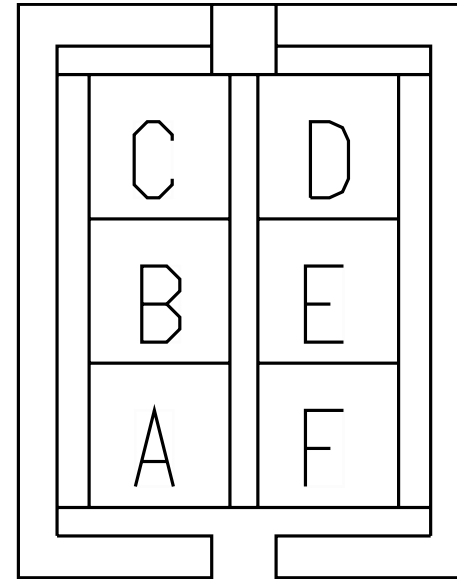
Name	Terminal Part Number	V-Min	Name	Wire Part Number	Wire CSA	Wire Spec	Wire Material description	Wire Color Description	Wire Length	End2 Terminal Part Number	End2 Pin Name	End2 Connector
1	-	-	FC81A	3510302 R1	3.01	12.0	Thin Wall XLPE Primary Cable	LIGHT GREEN	1245.0	-	C	3200F
2	-	-	-	-	-	-	-	-	-	-	-	-
2	-	-	WIRE196 492	-	0.0	-	-	-	0.0	-	B	3200F
2	-	-	WIRE196 494	-	0.0	-	-	-	0.0	-	B	3200F
2	-	-	WIRE565 814	-	0.0	-	-	-	0.0	-	A	3208F
3	-	-	-	-	-	-	-	-	-	-	-	-
3	-	-	WIRE196 493	-	0.0	-	-	-	0.0	-	A	3200F
3	-	-	WIRE196 495	-	0.0	-	-	-	0.0	-	A	3200F
3	-	-	WIRE565 815	-	0.0	-	-	-	0.0	-	B	3208F
4	-	-	FC81-GB	3510362 R1	3.01	12.0	Thin Wall XLPE Primary Cable	WHITE	1245.0	-	D	3200F
4	-	-	EC81-GA	3510362 R1	3.01	12.0	Thin Wall XLPE Primary Cable	WHITE	1245.0	-	D	3200F
4	-	-	F81-GB	3510362 R1	3.01	12.0	Thin Wall XLPE Primary Cable	WHITE	1175.0	-	D	3208F

Connector Name 3202M
 Part Number 3820176C1
 Instances Vehicle Alarm System:Diagram1
 Mates MODU-FRONT-PS_DOOR_POD-201 6-01-02A



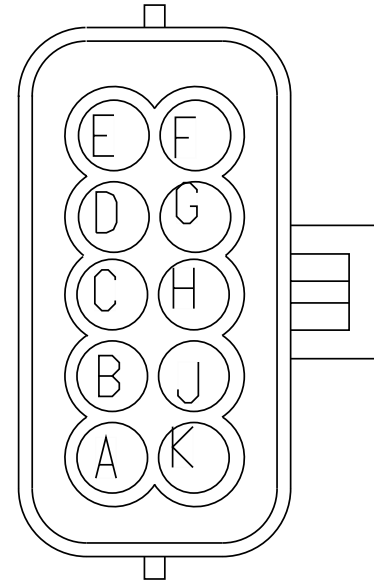
Name	Terminal Part Number	V-Min	Name	Wire Part Number	Wire CSA	Wire Spec	Wire Material description	Wire Color Description	Wire Length	End2 Terminal Part Number	End2 Pin Name	End2 Connector
1	-	-	FC81A	3510302 R1	3.01	12.0	Thin Wall XLPE Primary Cable	LIGHT GREEN	1245.0	-	C	3200F
2	-	-	-	-	-	-	-	-	-	-	-	-
3	-	-	-	-	-	-	-	-	-	-	-	-
4	-	-	FC81-GB	3510362 R1	3.01	12.0	Thin Wall XLPE Primary Cable	WHITE	1245.0	-	D	3200F

Connector Name 3202R
 Part Number 1661200C1
 Instances B6.7 - CAN Layout:HMI Standard J1939 (125Kbps)
 L9 - CAN Layout:HMI Standard J1939 (125Kbps)
 Mates 3208F



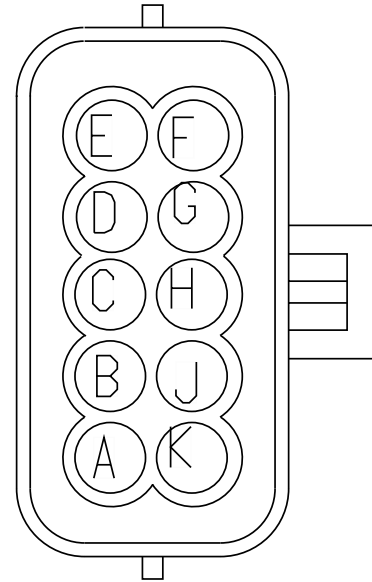
Name	Terminal Part Number	V-Min	Name	Wire Part Number	Wire CSA	Wire Spec	Wire Material description	Wire Color Description	Wire Length	End2 Terminal Part Number	End2 Pin Name	End2 Connector
A	-	-	WIRE565807	-	0.0	-	-	-	0.0	-	PIN1	-
A	-	-	WIRE565812	-	0.0	-	-	-	0.0	-	PIN1	-
B	-	-	WIRE565806	-	0.0	-	-	-	0.0	-	PIN1	-
B	-	-	WIRE565813	-	0.0	-	-	-	0.0	-	PIN1	-

Connector Name 3203M
 Part Number 3538634C1
 Instances Mirrors (Heat) [Switch Pack Actuated Relay Driven]:Diagram1
 Mates MODU-PS-MIRROR-1019-01-01A



Name	Terminal Part Number	V-Min	Name	Wire Part Number	Wire CSA	Wire Spec	Wire Material description	Wire Color Description	Wire Length	End2 Terminal Part Number	End2 Pin Name	End2 Connector
G	-	-	FK78A	2643671 R1	0.79	18.0	Std. Wall XLPE Primary Cable	LIGHT GREEN	980.0	-	B	3000M
G	-	-	EZ78A	2643671 R1	0.79	18.0	Std. Wall XLPE Primary Cable	LIGHT GREEN	980.0	-	B	3000M
H	-	-	FK78-GA	3510360 R1	1.16	16.0	Thin Wall XLPE Primary Cable	WHITE	1025.0	-	D	3200F
H	-	-	FH78-GA	3510360 R1	1.16	16.0	Thin Wall XLPE Primary Cable	WHITE	1025.0	-	D	3200F

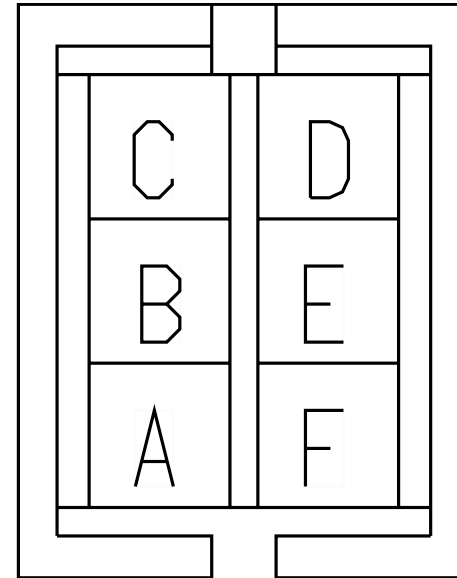
Connector Name 3203M
 Part Number 3538634C1
 Instances Mirrors (Heat) [Switch Pack Actuated Relay Driven]:Diagram1
 Mates MODU-DS-MIRROR-1019-01-01A



Name	Terminal Part Number	V-Min	Name	Wire Part Number	Wire CSA	Wire Spec	Wire Material description	Wire Color Description	Wire Length	End2 Terminal Part Number	End2 Pin Name	End2 Connector
G	-	-	EK78A	2643671 R1	0.79	18.0	Std. Wall XLPE Primary Cable	LIGHT GREEN	980.0	-	B	3000M
G	-	-	EH78A	2643671 R1	0.79	18.0	Std. Wall XLPE Primary Cable	LIGHT GREEN	980.0	-	B	3000M
G	-	-	EJ78A	2643671 R1	0.79	18.0	Std. Wall XLPE Primary Cable	LIGHT GREEN	980.0	-	B	3000M
H	-	-	EJ78-GB	3510360 R1	1.16	16.0	Thin Wall XLPE Primary Cable	WHITE	490.0	-	X	-

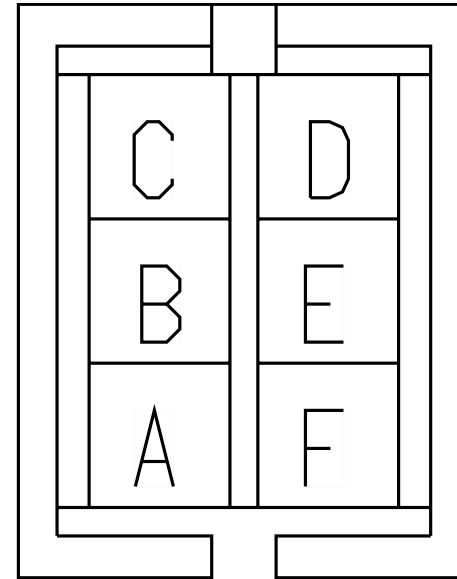
Name	Terminal Part Number	V-Min	Name	Wire Part Number	Wire CSA	Wire Spec	Wire Material description	Wire Color Description	Wire Length	End2 Terminal Part Number	End2 Pin Name	End2 Connector
H	-	-	EH78-GE	3510360 R1	1.16	16.0	Thin Wall XLPE Primary Cable	WHITE	1025.0	-	D	3200F
H	-	-	EK78-GH	3510360 R1	1.16	16.0	Thin Wall XLPE Primary Cable	WHITE	790.0	-	X	-

Connector Name 3204M
 Part Number 1661200C1
 Short Description IP/DOOR INTERCONNECT 1
 Instances Ground Splice Packs:Diagram1
 Ground Splice Packs - 1022 & 1023:Diagram1
 Mates 3200F



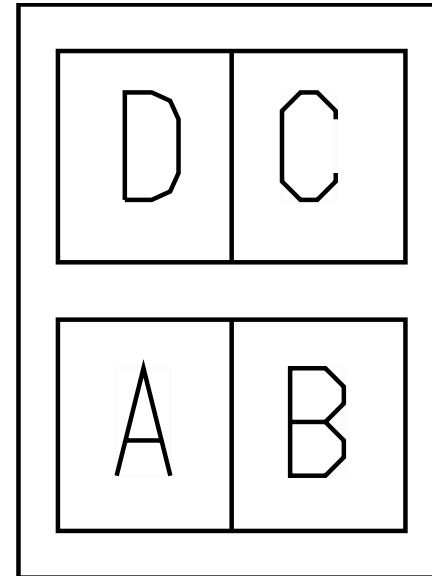
Name	Terminal Part Number	V-Min	Name	Wire Part Number	Wire CSA	Wire Spec	Wire Material description	Wire Color Description	Wire Length	End2 Terminal Part Number	End2 Pin Name	End2 Connector
D	-	-	RC81-GB	3510362 R1	3.01	12.0	Thin Wall XLPE Primary Cable	WHITE	2005.0	-	X	-
D	-	-	RD81-GB	3510362 R1	3.01	12.0	Thin Wall XLPE Primary Cable	WHITE	2005.0	-	X	-
D	-	-	RF78-GB	3510360 R1	1.16	16.0	Thin Wall XLPE Primary Cable	WHITE	975.0	-	-	-
D	-	-	RF78-GB	3510360 R1	1.16	16.0	Thin Wall XLPE Primary Cable	WHITE	975.0	-	7	1023

Connector Name 3204M
 Part Number 1661200C1
 Short Description IP/DOOR INTERCONNECT 1
 Instances Mirrors (Heat) [Switch Pack Actuated Relay Driven]:Diagram1
 Mirrors (Heated):Diagram1
 Mates 3200F



Name	Terminal Part Number	V-Min	Name	Wire Part Number	Wire CSA	Wire Spec	Wire Material description	Wire Color Description	Wire Length	End2 Terminal Part Number	End2 Pin Name	End2 Connector
C	-	-	RC81A	3510302 R1	3.01	12.0	Thin Wall XLPE Primary Cable	LIGHT GREEN	3045.0	-	-	-
D	-	-	RC81-GB	3510362 R1	3.01	12.0	Thin Wall XLPE Primary Cable	WHITE	2005.0	-	X	-
D	-	-	RD81-GB	3510362 R1	3.01	12.0	Thin Wall XLPE Primary Cable	WHITE	2005.0	-	X	-

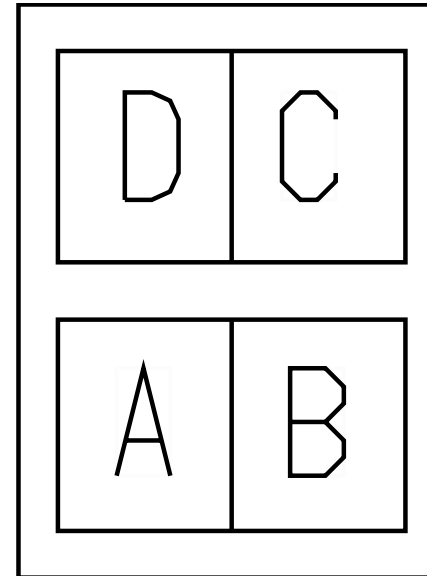
Connector Name 3205F
 Part Number 1667529C1
 Short Description DOOR/ IP COURTESY LIGHT AND SPEAKER
 Instances Courtesy Light Crew Cab:Diagram1
 Courtesy Light Day Cab:Diagram1
 Ground Splice Packs:Diagram1
 Speakers:Four Speakers Daycab BT n/QC:Diagram1
 Speakers:Four Speakers Daycab n/BT n/QC:Diagram1
 Speakers:Two Speakers Daycab BT n/QC:Diagram1
 Speakers:Two Speakers Daycab n/BT n/QC:Diagram1
 Mates 3206M



Name	Terminal Part Number	V-Min	Name	Wire Part Number	Wire CSA	Wire Spec	Wire Material description	Wire Color Description	Wire Length	End2 Terminal Part Number	End2 Pin Name	End2 Connector
A	-	-	WJ63BC	3510353 R1	0.79	18.0	Thin Wall XLPE Primary Cable	DARK BLUE	2255.0	-	X	-
B	-	-	ED63-G	3510359 R1	0.79	18.0	Thin Wall XLPE Primary Cable	WHITE	1200.0	-	-	-
B	-	-	FD63-GK	3510359 R1	0.79	18.0	Thin Wall XLPE Primary Cable	WHITE	1200.0	-	-	-
B	-	-	AE11-GK	3510359 R1	0.79	18.0	Thin Wall XLPE Primary Cable	WHITE	1935.0	-	X	-

Name	Terminal Part Number	V-Min	Name	Wire Part Number	Wire CSA	Wire Spec	Wire Material description	Wire Color Description	Wire Length	End2 Terminal Part Number	End2 Pin Name	End2 Connector
C	-	-	FS86K	2643671 R1	0.79	18.0	Std. Wall XLPE Primary Cable	LIGHT GREEN	1050.0	-	A	3300MR
D	-	-	FS86L	2643671 R1	0.79	18.0	Std. Wall XLPE Primary Cable	LIGHT GREEN	1050.0	-	B	3300MR

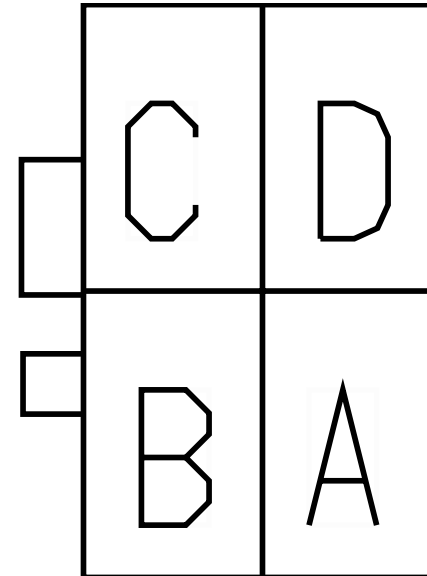
Connector Name 3205F
 Part Number 1667529C1
 Instances Courtesy Light Crew Cab:Diagram1
 Courtesy Light Day Cab:Diagram1
 Speakers:Four Speakers Daycab BT n/QC:Diagram1
 Speakers:Four Speakers Daycab n/BT n/QC:Diagram1
 Speakers:Two Speakers Daycab BT n/QC:Diagram1
 Speakers:Two Speakers Daycab n/BT n/QC:Diagram1
 Mates 3205M



Name	Terminal Part Number	V-Min	Name	Wire Part Number	Wire CSA	Wire Spec	Wire Material description	Wire Color Description	Wire Length	End2 Terminal Part Number	End2 Pin Name	End2 Connector
A	-	-	ED63BB	3510353 R1	0.79	18.0	Thin Wall XLPE Primary Cable	DARK BLUE	1200.0	-	A	3400
B	-	-	ED63-G	3510359 R1	0.79	18.0	Thin Wall XLPE Primary Cable	WHITE	1200.0	-	B	3400
C	-	-	ES86H	2643671 R1	0.79	18.0	Std. Wall XLPE Primary Cable	LIGHT GREEN	1050.0	-	A	3300ML
C	-	-	SQ86H	3510299 R1	0.79	18.0	Thin Wall XLPE Primary Cable	LIGHT GREEN	1235.0	-	13	1300

Name	Terminal Part Number	V-Min	Name	Wire Part Number	Wire CSA	Wire Spec	Wire Material description	Wire Color Description	Wire Length	End2 Terminal Part Number	End2 Pin Name	End2 Connector
D	-	-	ES86J	2643671 R1	0.79	18.0	Std. Wall XLPE Primary Cable	LIGHT GREEN	1050.0	-	B	3300ML
D	-	-	SQ86J	3510299 R1	0.79	18.0	Thin Wall XLPE Primary Cable	LIGHT GREEN	1235.0	-	14	1300

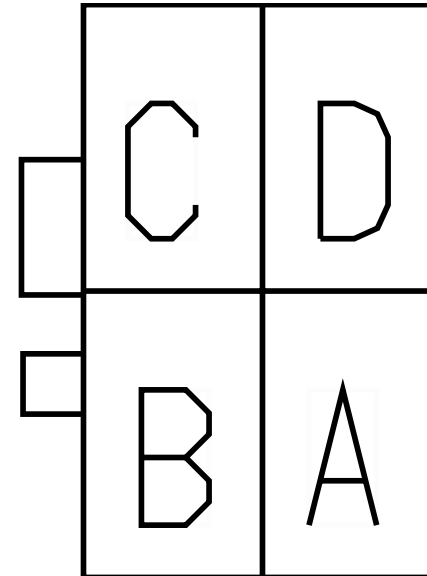
Connector Name 3205M
 Part Number 1667305C1
 Instances Courtesy Light Crew Cab:Diagram1
 Courtesy Light Day Cab:Diagram1
 Speakers:Four Speakers Daycab BT n/QC:Diagram1
 Speakers:Four Speakers Daycab n/BT n/QC:Diagram1
 Speakers:Two Speakers Daycab BT n/QC:Diagram1
 Speakers:Two Speakers Daycab n/BT n/QC:Diagram1
 Mates 3205F



Name	Terminal Part Number	V-Min	Name	Wire Part Number	Wire CSA	Wire Spec	Wire Material description	Wire Color Description	Wire Length	End2 Terminal Part Number	End2 Pin Name	End2 Connector
A	-	-	WJ63BB	3510353 R1	0.79	18.0	Thin Wall XLPE Primary Cable	DARK BLUE	190.0	-	X	-
A	-	-	WG63BB	3510353 R1	0.79	18.0	Thin Wall XLPE Primary Cable	DARK BLUE	190.0	-	X	-
B	-	-	AE11-G	3510359 R1	0.79	18.0	Thin Wall XLPE Primary Cable	WHITE	510.0	-	X	-
B	-	-	AD11-G	3510359 R1	0.79	18.0	Thin Wall XLPE Primary Cable	WHITE	510.0	-	X	-

Name	Terminal Part Number	V-Min	Name	Wire Part Number	Wire CSA	Wire Spec	Wire Material description	Wire Color Description	Wire Length	End2 Terminal Part Number	End2 Pin Name	End2 Connector
C	-	-	SQ86H	3510299 R1	0.79	18.0	Thin Wall XLPE Primary Cable	LIGHT GREEN	1235.0	-	13	1300
C	-	-	ES86H	2643671 R1	0.79	18.0	Std. Wall XLPE Primary Cable	LIGHT GREEN	1050.0	-	A	3300ML
D	-	-	SQ86J	3510299 R1	0.79	18.0	Thin Wall XLPE Primary Cable	LIGHT GREEN	1235.0	-	14	1300
D	-	-	ES86J	2643671 R1	0.79	18.0	Std. Wall XLPE Primary Cable	LIGHT GREEN	1050.0	-	B	3300ML

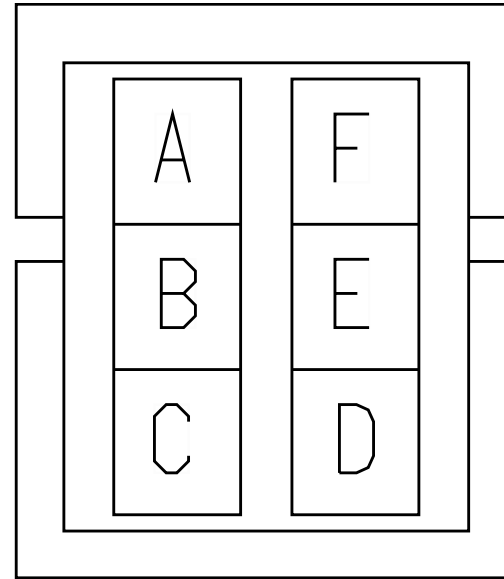
Connector Name 3206M
 Part Number 1667305C1
 Short Description I/P DOOR COURTESY LIGHT & SPEAKER
 Instances
 Courtesy Light Crew Cab:Diagram1
 Courtesy Light Day Cab:Diagram1
 Ground Splice Packs:Diagram1
 Speakers:Four Speakers Daycab BT n/QC:Diagram1
 Speakers:Four Speakers Daycab n/BT n/QC:Diagram1
 Speakers:Two Speakers Daycab BT n/QC:Diagram1
 Speakers:Two Speakers Daycab n/BT n/QC:Diagram1
 Mates 3205F



Name	Terminal Part Number	V-Min	Name	Wire Part Number	Wire CSA	Wire Spec	Wire Material description	Wire Color Description	Wire Length	End2 Terminal Part Number	End2 Pin Name	End2 Connector
A	-	-	FD63BC	3510353 R1	0.79	18.0	Thin Wall XLPE Primary Cable	DARK BLUE	1200.0	-	A	3400
B	-	-	AE11-GK	3510359 R1	0.79	18.0	Thin Wall XLPE Primary Cable	WHITE	1935.0	-	X	-
B	-	-	AE11-G	3510359 R1	0.79	18.0	Thin Wall XLPE Primary Cable	WHITE	510.0	-	X	-
B	-	-	AD11-G	3510359 R1	0.79	18.0	Thin Wall XLPE Primary Cable	WHITE	510.0	-	X	-

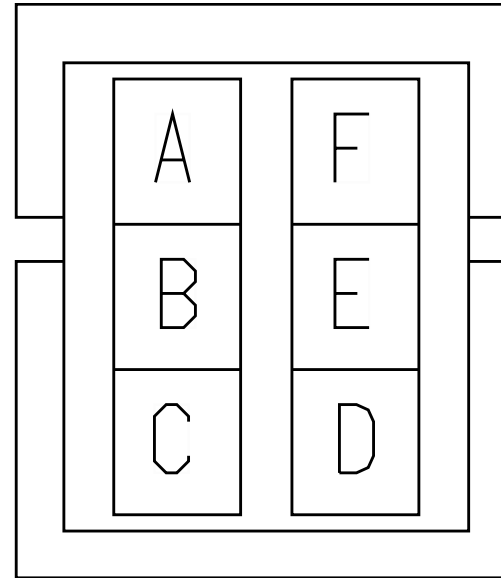
Name	Terminal Part Number	V-Min	Name	Wire Part Number	Wire CSA	Wire Spec	Wire Material description	Wire Color Description	Wire Length	End2 Terminal Part Number	End2 Pin Name	End2 Connector
B	-	-	AD11-GK	3510359 R1	0.79	18.0	Thin Wall XLPE Primary Cable	WHITE	1950.0	-	X	-
B	-	-	FD63-GK	3510359 R1	0.79	18.0	Thin Wall XLPE Primary Cable	WHITE	1200.0	-	B	3400
C	-	-	SQ86K	3510299 R1	0.79	18.0	Thin Wall XLPE Primary Cable	LIGHT GREEN	1650.0	-	11	1300
D	-	-	SQ86L	3510299 R1	0.79	18.0	Thin Wall XLPE Primary Cable	LIGHT GREEN	1650.0	-	12	1300

Connector Name 3208F
 Part Number 1661201C1
 Instances B6.7 - CAN Layout:HMI Standard J1939 (125Kbps)
 L9 - CAN Layout:HMI Standard J1939 (125Kbps)
 Mates 3202R



Name	Terminal Part Number	V-Min	Name	Wire Part Number	Wire CSA	Wire Spec	Wire Material description	Wire Color Description	Wire Length	End2 Terminal Part Number	End2 Pin Name	End2 Connector
A	-	-	WIRE565811	-	0.0	-	-	-	0.0	-	2	3210M
A	-	-	WIRE565814	-	0.0	-	-	-	0.0	-	2	3202M
B	-	-	WIRE565810	-	0.0	-	-	-	0.0	-	3	3210M
B	-	-	WIRE565815	-	0.0	-	-	-	0.0	-	3	3202M

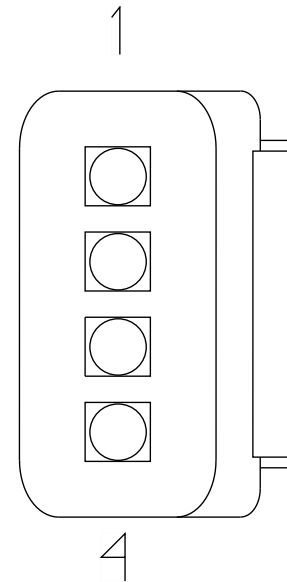
Connector Name 3208F
 Part Number 1661201C1
 Short Description DOOR/IP INTERCONNECT
 Instances Ground Splice Packs:Diagram1
 Power Door Locks Crew Cab:Diagram1
 Power Windows 4-Door N/W RKE:Diagram1
 Power Windows 4-Door W/RKE:Diagram1
 Mates 3202L



Name	Terminal Part Number	V-Min	Name	Wire Part Number	Wire CSA	Wire Spec	Wire Material description	Wire Color Description	Wire Length	End2 Terminal Part Number	End2 Pin Name	End2 Connector
C	-	-	E81D	3510302 R1	3.01	12.0	Thin Wall XLPE Primary Cable	LIGHT GREEN	1175.0	-	1	3210M
C	-	-	F81D	3510302 R1	3.01	12.0	Thin Wall XLPE Primary Cable	LIGHT GREEN	1175.0	-	1	3202M
C	-	-	F81D	3510302 R1	3.01	12.0	Thin Wall XLPE Primary Cable	LIGHT GREEN	1175.0	-	1	1032E
D	-	-	E81-GB	3510362 R1	3.01	12.0	Thin Wall XLPE Primary Cable	WHITE	1175.0	-	4	3210M

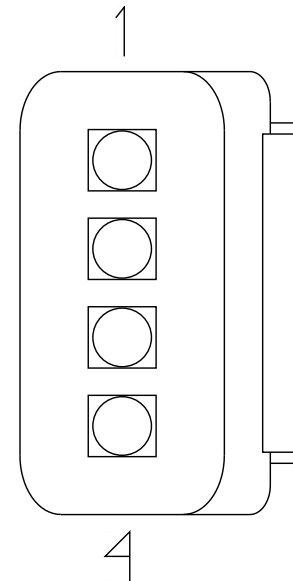
Name	Terminal Part Number	V-Min	Name	Wire Part Number	Wire CSA	Wire Spec	Wire Material description	Wire Color Description	Wire Length	End2 Terminal Part Number	End2 Pin Name	End2 Connect or
D	-	-	F81-GB	3510362 R1	3.01	12.0	Thin Wall XLPE Primary Cable	WHITE	1175.0	-	4	3202M
D	-	-	E81-GB	3510362 R1	3.01	12.0	Thin Wall XLPE Primary Cable	WHITE	1175.0	-	-	-
D	-	-	F81-GB	3510362 R1	3.01	12.0	Thin Wall XLPE Primary Cable	WHITE	1175.0	-	-	-
D	-	-	F81-GB	3510362 R1	3.01	12.0	Thin Wall XLPE Primary Cable	WHITE	1175.0	-	4	1032E

Connector Name 3209M
 Part Number 3709437C1
 Instances Power Door Locks Crew Cab:Diagram1
 Power Windows 4-Door N/W RKE:Diagram1
 Power Windows 4-Door W/RKE:Diagram1
 Mates MODU-REAR-DS_DOOR_POD-2016 -02-02A



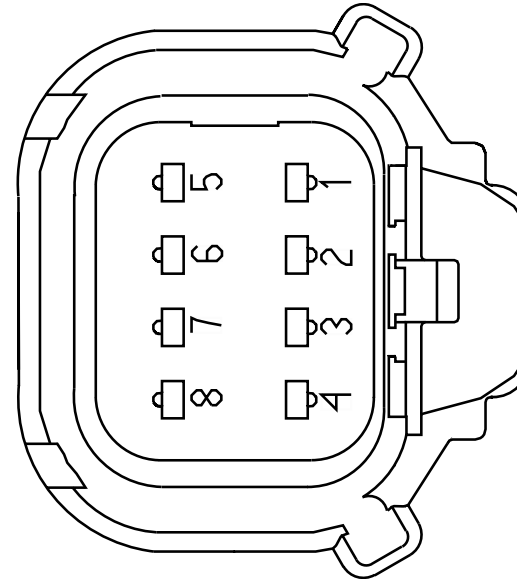
Name	Terminal Part Number	V-Min	Name	Wire Part Number	Wire CSA	Wire Spec	Wire Material description	Wire Color Description	Wire Length	End2 Terminal Part Number	End2 Pin Name	End2 Connector
1	-	-	E83A	3510301 R1	1.91	14.0	Thin Wall XLPE Primary Cable	LIGHT GREEN	705.0	-	2	3002M
2	-	-	E83B	3510301 R1	1.91	14.0	Thin Wall XLPE Primary Cable	LIGHT GREEN	705.0	-	1	3002M
3	-	-	E81A	3510301 R1	1.91	14.0	Thin Wall XLPE Primary Cable	LIGHT GREEN	1130.0	-	A	4101
4	-	-	E81B	3510301 R1	1.91	14.0	Thin Wall XLPE Primary Cable	LIGHT GREEN	1130.0	-	B	4101

Connector Name 3210M
 Part Number 3820176C1
 Instances B6.7 - CAN Layout:HMI Standard J1939 (125Kbps)
 L9 - CAN Layout:HMI Standard J1939 (125Kbps)
 Power Door Locks Crew Cab:Diagram1
 Power Windows 4-Door N/W RKE:Diagram1
 Power Windows 4-Door W/RKE:Diagram1
 Mates MODU-REAR-DS_DOOR_POD-2016 -02-02A



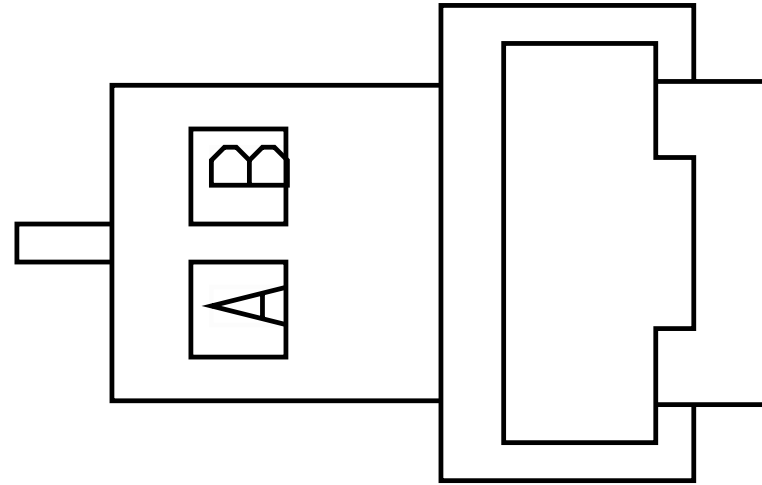
Name	Terminal Part Number	V-Min	Name	Wire Part Number	Wire CSA	Wire Spec	Wire Material description	Wire Color Description	Wire Length	End2 Terminal Part Number	End2 Pin Name	End2 Connector
1	-	-	E81D	3510302 R1	3.01	12.0	Thin Wall XLPE Primary Cable	LIGHT GREEN	1175.0	-	C	3208F
2	-	-	WIRE565 811	-	0.0	-	-	-	0.0	-	A	3208F
2	-	-	-	-	-	-	-	-	-	-	-	-
3	-	-	WIRE565 810	-	0.0	-	-	-	0.0	-	B	3208F
3	-	-	-	-	-	-	-	-	-	-	-	-
4	-	-	E81-GB	3510362 R1	3.01	12.0	Thin Wall XLPE Primary Cable	WHITE	1175.0	-	D	3208F

Connector Name 3211M
 Part Number 3709924C1
 Instances Power Door Locks Crew Cab:Diagram1
 Power Windows 4-Door N/W RKE:Diagram1
 Power Windows 4-Door W/RKE:Diagram1
 Mates MODU-REAR-DS_DOOR_POD-2016 -02-02A



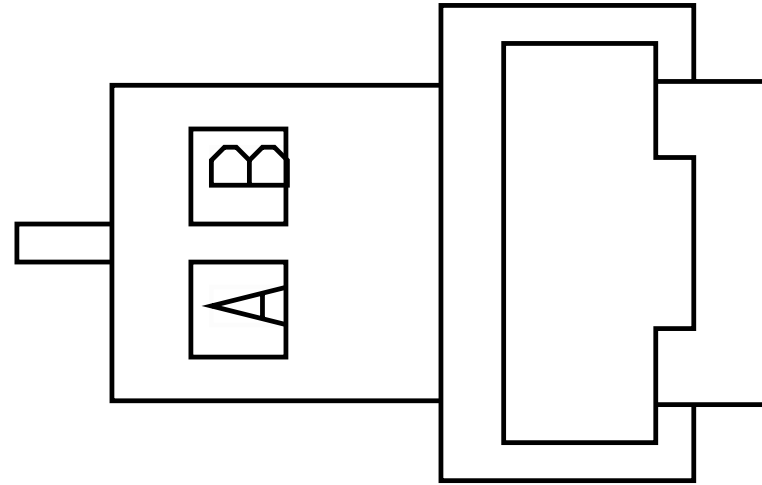
Name	Terminal Part Number	V-Min	Name	Wire Part Number	Wire CSA	Wire Spec	Wire Material description	Wire Color Description	Wire Length	End2 Terminal Part Number	End2 Pin Name	End2 Connector
2	-	-	E11-G	3510359 R1	0.79	18.0	Thin Wall XLPE Primary Cable	WHITE	0.0	-	7	3211M
3	-	-	F11-G	3510359 R1	0.79	18.0	Thin Wall XLPE Primary Cable	WHITE	0.0	-	7	3211M
7	-	-	E11-G	3510359 R1	0.79	18.0	Thin Wall XLPE Primary Cable	WHITE	0.0	-	2	3211M
7	-	-	F11-G	3510359 R1	0.79	18.0	Thin Wall XLPE Primary Cable	WHITE	0.0	-	3	3211M

Connector Name 3300ML
 Part Number 3535769C1
 Instances Speakers:Four Speakers Daycab BT n/QC:Diagram1
 Speakers:Four Speakers Daycab n/BT n/QC:Diagram1
 Speakers:Two Speakers Daycab BT n/QC:Diagram1
 Speakers:Two Speakers Daycab n/BT n/QC:Diagram1
 Mates SPKR-LF-2058-01-01A



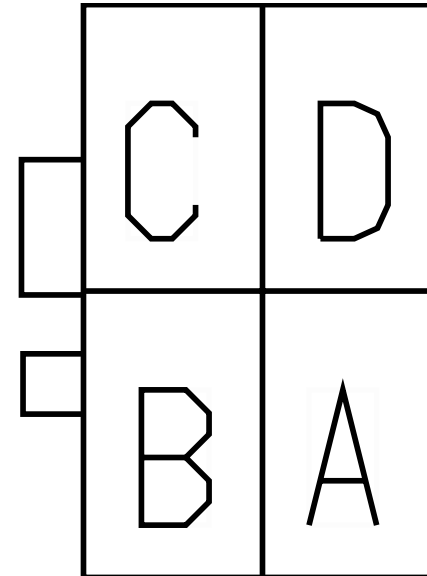
Name	Terminal Part Number	V-Min	Name	Wire Part Number	Wire CSA	Wire Spec	Wire Material description	Wire Color Description	Wire Length	End2 Terminal Part Number	End2 Pin Name	End2 Connector
A	-	-	ES86H	2643671 R1	0.79	18.0	Std. Wall XLPE Primary Cable	LIGHT GREEN	1050.0	-	C	3205F
A	-	-	ES86H	2643671 R1	0.79	18.0	Std. Wall XLPE Primary Cable	LIGHT GREEN	1050.0	-	C	3205M
B	-	-	ES86J	2643671 R1	0.79	18.0	Std. Wall XLPE Primary Cable	LIGHT GREEN	1050.0	-	D	3205F
B	-	-	ES86J	2643671 R1	0.79	18.0	Std. Wall XLPE Primary Cable	LIGHT GREEN	1050.0	-	D	3205M

Connector Name 3300MR
 Part Number 3535769C1
 Instances Speakers:Four Speakers Daycab BT n/QC:Diagram1
 Speakers:Four Speakers Daycab n/BT n/QC:Diagram1
 Speakers:Two Speakers Daycab BT n/QC:Diagram1
 Speakers:Two Speakers Daycab n/BT n/QC:Diagram1
 Mates SPKR-RF-2058-01-01A



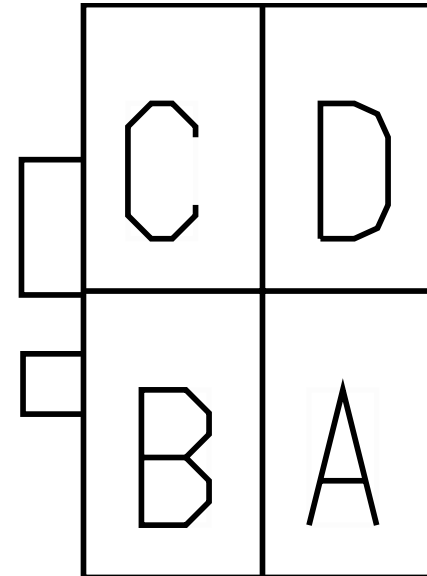
Name	Terminal Part Number	V-Min	Name	Wire Part Number	Wire CSA	Wire Spec	Wire Material description	Wire Color Description	Wire Length	End2 Terminal Part Number	End2 Pin Name	End2 Connector
A	-	-	FS86K	2643671 R1	0.79	18.0	Std. Wall XLPE Primary Cable	LIGHT GREEN	1050.0	-	C	3205F
B	-	-	FS86L	2643671 R1	0.79	18.0	Std. Wall XLPE Primary Cable	LIGHT GREEN	1050.0	-	D	3205F

Connector Name 3400L
 Part Number 1667305C1
 Short Description REAR LEFT DOOR #2
 Instances Courtesy Light Crew Cab:Diagram1
 Ground Splice Packs:Diagram1
 Mates 3201F




Name	Terminal Part Number	V-Min	Name	Wire Part Number	Wire CSA	Wire Spec	Wire Material description	Wire Color Description	Wire Length	End2 Terminal Part Number	End2 Pin Name	End2 Connector
A	-	-	W63CB	3510353 R1	0.79	18.0	Thin Wall XLPE Primary Cable	DARK BLUE	620.0	-	X	-
B	-	-	W63-GD	3510359 R1	0.79	18.0	Thin Wall XLPE Primary Cable	WHITE	590.0	-	X	-

Connector Name 3400R
 Part Number 1667305C1
 Short Description REAR RIGHT DOOR #2
 Instances Courtesy Light Crew Cab:Diagram1
 Ground Splice Packs:Diagram1
 Mates 3201F



Name	Terminal Part Number	V-Min	Name	Wire Part Number	Wire CSA	Wire Spec	Wire Material description	Wire Color Description	Wire Length	End2 Terminal Part Number	End2 Pin Name	End2 Connector
A	-	-	W63CC	3510353 R1	0.79	18.0	Thin Wall XLPE Primary Cable	DARK BLUE	4570.0	-	X	-
B	-	-	W63-GE	3510359 R1	0.79	18.0	Thin Wall XLPE Primary Cable	WHITE	4540.0	-	X	-

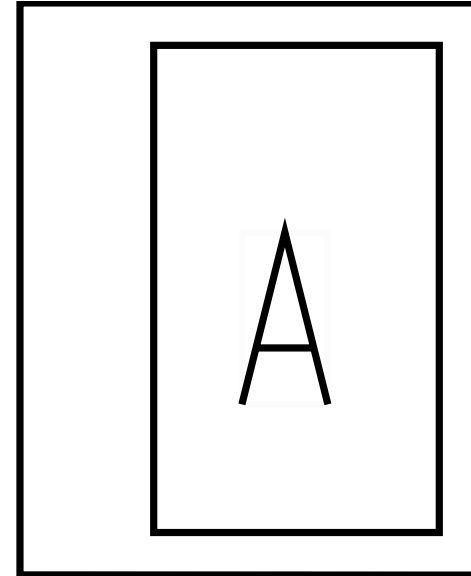
Connector Name 3400
 Part Number 1661259C1
 Instances Courtesy Light Crew Cab:Diagram1
 Courtesy Light Day Cab:Diagram1
 Mates LT-LR_COURTESY-2006-01-02A



Name	Terminal Part Number	V-Min	Name	Wire Part Number	Wire CSA	Wire Spec	Wire Material description	Wire Color Description	Wire Length	End2 Terminal Part Number	End2 Pin Name	End2 Connector
A	-	-	ED63BB	3510353 R1	0.79	18.0	Thin Wall XLPE Primary Cable	DARK BLUE	1200.0	-	A	3205F
A	-	-	FD63BC	3510353 R1	0.79	18.0	Thin Wall XLPE Primary Cable	DARK BLUE	1200.0	-	A	3206M
A	-	-	F63C	3510353 R1	0.79	18.0	Thin Wall XLPE Primary Cable	DARK BLUE	1500.0	-	A	3201F
A	-	-	E63C	3510353 R1	0.79	18.0	Thin Wall XLPE Primary Cable	DARK BLUE	1500.0	-	A	3201F

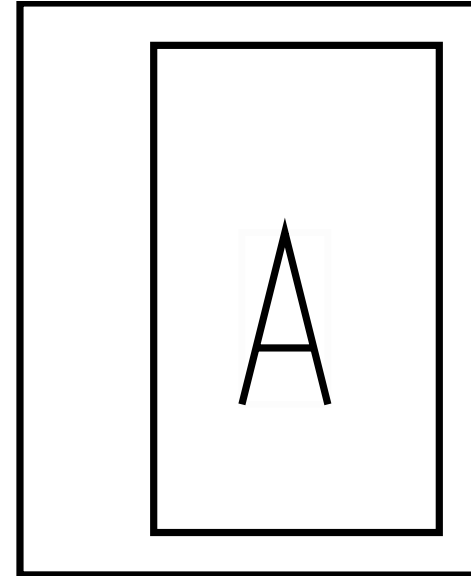
Name	Terminal Part Number	V-Min	Name	Wire Part Number	Wire CSA	Wire Spec	Wire Material description	Wire Color Description	Wire Length	End2 Terminal Part Number	End2 Pin Name	End2 Connect or
B	-	-	FD63-GK	3510359 R1	0.79	18.0	Thin Wall XLPE Primary Cable	WHITE	1200.0	-	B	3206M
B	-	-	ED63-G	3510359 R1	0.79	18.0	Thin Wall XLPE Primary Cable	WHITE	1200.0	-	B	3205F
B	-	-	F63-G	3510359 R1	0.79	18.0	Thin Wall XLPE Primary Cable	WHITE	1500.0	-	B	3201F
B	-	-	E63-G	3510359 R1	0.79	18.0	Thin Wall XLPE Primary Cable	WHITE	1500.0	-	B	3201F

Connector Name 3500B
 Part Number 239808R1
 Instances Door Ajar Reminder(Entry /Exit):4 Door:Diagram1
 Mates SW-LR_DOOR-2030-01-02A



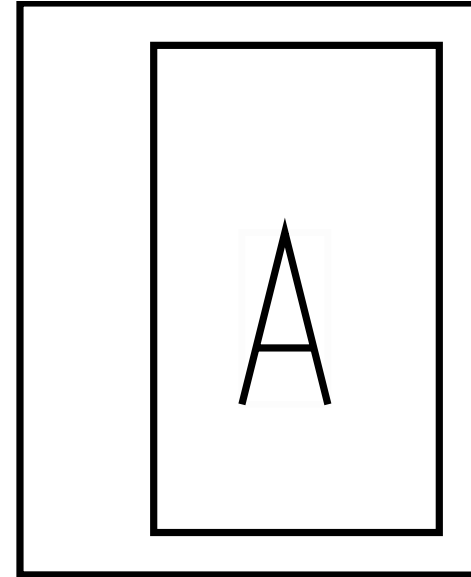
Name	Terminal Part Number	V-Min	Name	Wire Part Number	Wire CSA	Wire Spec	Wire Material description	Wire Color Description	Wire Length	End2 Terminal Part Number	End2 Pin Name	End2 Connector
A	-	-	63A	2643721 R1	1.16	16.0	Std. Wall XLPE Primary Cable	DARK BLUE	2320.0	-	-	-

Connector Name 3500
 Part Number 239808R1
 Instances Door Ajar Reminder(Entry /Exit):4 Door:Diagram1
 Mates SW-RR_DOOR-2030-01-02A



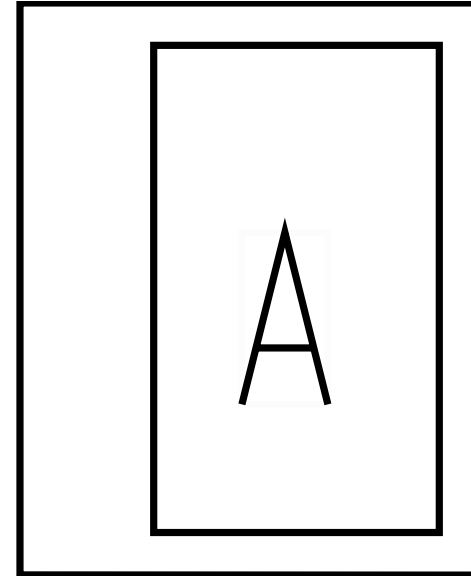
Name	Terminal Part Number	V-Min	Name	Wire Part Number	Wire CSA	Wire Spec	Wire Material description	Wire Color Description	Wire Length	End2 Terminal Part Number	End2 Pin Name	End2 Connector
A	-	-	63A	2643721 R1	1.16	16.0	Std. Wall XLPE Primary Cable	DARK BLUE	2320.0	-	X	-

Connector Name 3501B
 Part Number 239808R1
 Instances Door Ajar Reminder(Entry /Exit):4 Door:Diagram1
 Mates SW-LR_DOOR-2030-01-02A



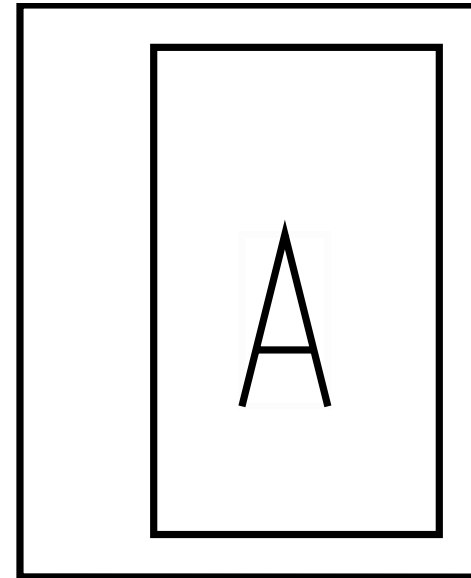
Name	Terminal Part Number	V-Min	Name	Wire Part Number	Wire CSA	Wire Spec	Wire Material description	Wire Color Description	Wire Length	End2 Terminal Part Number	End2 Pin Name	End2 Connector
A	-	-	9A	2643680 R1	1.16	16.0	Std. Wall XLPE Primary Cable	GREY	2300.0	-	-	-

Connector Name 3501
 Part Number 239808R1
 Instances Door Ajar Reminder(Entry /Exit):4 Door:Diagram1
 Mates SW-RR_DOOR-2030-01-02A



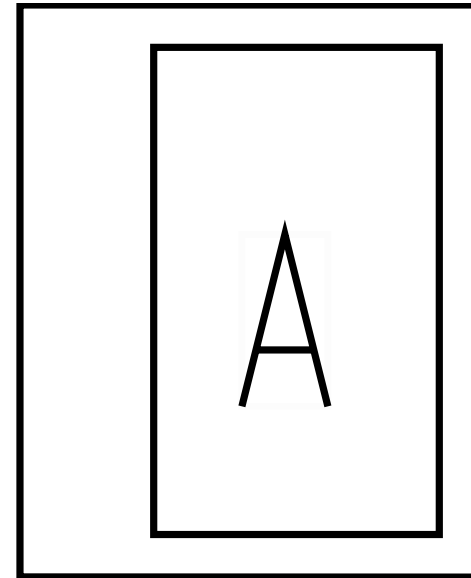
Name	Terminal Part Number	V-Min	Name	Wire Part Number	Wire CSA	Wire Spec	Wire Material description	Wire Color Description	Wire Length	End2 Terminal Part Number	End2 Pin Name	End2 Connector
A	-	-	9A	2643680 R1	1.16	16.0	Std. Wall XLPE Primary Cable	GREY	2300.0	-	X	-

Connector Name 3502B
 Part Number 239808R1
 Instances Compressed Air Supply:Diagram1
 Door Ajar Reminder (Entry/Exit):Diagram1
 Door Ajar Reminder(Entry /Exit):4 Door:Diagram1
 Mates SW-LF_DOOR-2030-01-01A



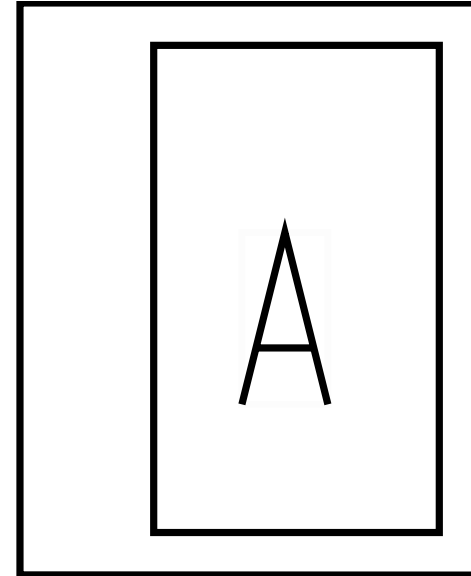
Name	Terminal Part Number	V-Min	Name	Wire Part Number	Wire CSA	Wire Spec	Wire Material description	Wire Color Description	Wire Length	End2 Terminal Part Number	End2 Pin Name	End2 Connector
A	-	-	9B	2643680 R1	1.16	16.0	Std. Wall XLPE Primary Cable	GREY	1200.0	-	X	-
A	-	-	9B	2643680 R1	1.16	16.0	Std. Wall XLPE Primary Cable	GREY	1200.0	-	-	-

Connector Name 3502
 Part Number 239808R1
 Instances Compressed Air Supply:Diagram1
 Door Ajar Reminder (Entry/Exit):Diagram1
 Door Ajar Reminder(Entry /Exit):4 Door:Diagram1
 Mates SW-RF_DOOR-2030-01-01A



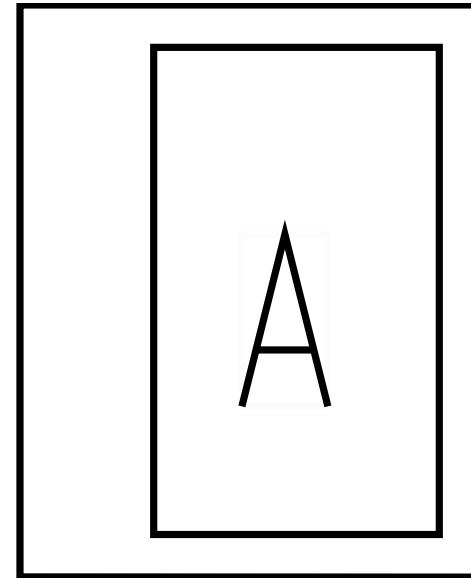
Name	Terminal Part Number	V-Min	Name	Wire Part Number	Wire CSA	Wire Spec	Wire Material description	Wire Color Description	Wire Length	End2 Terminal Part Number	End2 Pin Name	End2 Connector
A	-	-	9B	2643680 R1	1.16	16.0	Std. Wall XLPE Primary Cable	GREY	1200.0	-	-	-
A	-	-	9B	2643680 R1	1.16	16.0	Std. Wall XLPE Primary Cable	GREY	1200.0	-	X	-

Connector Name 3503B
 Part Number 239808R1
 Instances Compressed Air Supply:Diagram1
 Door Ajar Reminder (Entry/Exit):Diagram1
 Door Ajar Reminder(Entry /Exit):4 Door:Diagram1
 Mates SW-LF_DOOR-2030-01-01A




Name	Terminal Part Number	V-Min	Name	Wire Part Number	Wire CSA	Wire Spec	Wire Material description	Wire Color Description	Wire Length	End2 Terminal Part Number	End2 Pin Name	End2 Connector
A	-	-	63B	2643721 R1	1.16	16.0	Std. Wall XLPE Primary Cable	DARK BLUE	1180.0	-	-	-

Connector Name 3503
 Part Number 239808R1
 Instances Compressed Air Supply:Diagram1
 Door Ajar Reminder (Entry/Exit):Diagram1
 Door Ajar Reminder(Entry /Exit):4 Door:Diagram1
 Mates SW-RF_DOOR-2030-01-01A




Name	Terminal Part Number	V-Min	Name	Wire Part Number	Wire CSA	Wire Spec	Wire Material description	Wire Color Description	Wire Length	End2 Terminal Part Number	End2 Pin Name	End2 Connector
A	-	-	63B	2643721 R1	1.16	16.0	Std. Wall XLPE Primary Cable	DARK BLUE	1180.0	-	X	-

Connector Name 4004
 Part Number 3525613C1
 Instances B6.7 - Forward Chassis Power:Diagram1
 Mates CP-PTO_MAXI_FUSE



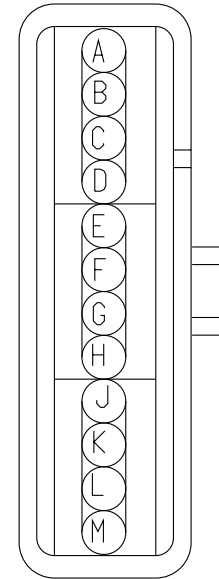
Name	Terminal Part Number	V-Min	Name	Wire Part Number	Wire CSA	Wire Spec	Wire Material description	Wire Color Description	Wire Length	End2 Terminal Part Number	End2 Pin Name	End2 Connector
1	-	-	MG14L	2643698 R1	4.81	10.0	Std. Wall XLPE Primary Cable	RED	350.0	-	-	-
2	-	-	MH103C	3510302 R1	3.01	12.0	Thin Wall XLPE Primary Cable	LIGHT GREEN	470.0	-	-	-

Connector Name 4004
 Part Number 3525613C1
 Instances L9 - Forward Chassis Power:Diagram1
 Mates CP-PTO_MAXI_FUSE



Name	Terminal Part Number	V-Min	Name	Wire Part Number	Wire CSA	Wire Spec	Wire Material description	Wire Color Description	Wire Length	End2 Terminal Part Number	End2 Pin Name	End2 Connector
1	-	-	MG14L	2643698 R1	4.81	10.0	Std. Wall XLPE Primary Cable	RED	350.0	-	-	-
2	-	-	MG103C	3510302 R1	3.01	12.0	Thin Wall XLPE Primary Cable	LIGHT GREEN	470.0	-	-	-

Connector Name 400
 Part Number 3543733C1
 Instances IP Light Splice Packs - 1625/1623/400:Diagram1
 Mates SP-TURN_SIGNAL_SPLICE_PACK -B000-10-A1



Name	Terminal Part Number	V-Min	Name	Wire Part Number	Wire CSA	Wire Spec	Wire Material description	Wire Color Description	Wire Length	End2 Terminal Part Number	End2 Pin Name	End2 Connector
A	-	-	YU57A	3510318 R1	1.16	16.0	Thin Wall XLPE Primary Cable	ORANGE	815.0	-	-	-
B	-	-	XV57T	3510318 R1	1.16	16.0	Thin Wall XLPE Primary Cable	ORANGE	805.0	-	-	-
B	-	-	XZ57T	3510318 R1	1.16	16.0	Thin Wall XLPE Primary Cable	ORANGE	805.0	-	-	-
B	-	-	YT57T	3510318 R1	1.16	16.0	Thin Wall XLPE Primary Cable	ORANGE	805.0	-	-	-

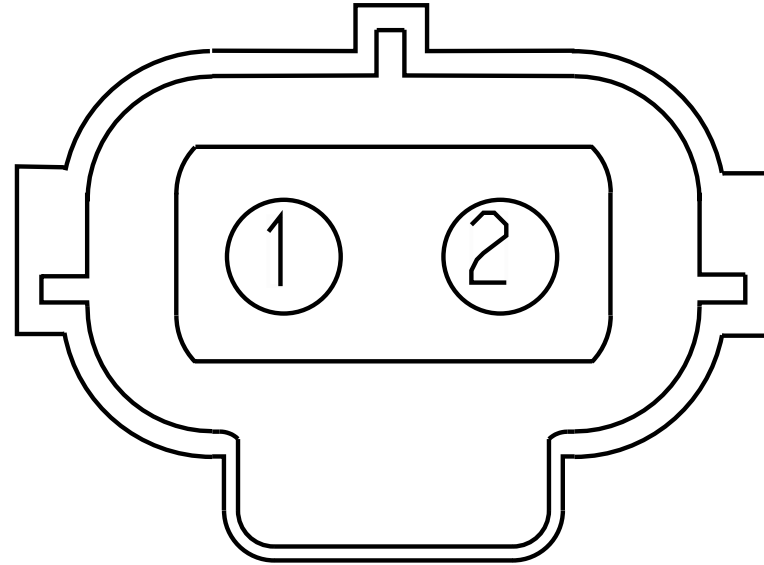
Name	Terminal Part Number	V-Min	Name	Wire Part Number	Wire CSA	Wire Spec	Wire Material description	Wire Color Description	Wire Length	End2 Terminal Part Number	End2 Pin Name	End2 Connector
B	-	-	YY57T	3510318 R1	1.16	16.0	Thin Wall XLPE Primary Cable	ORANGE	805.0	-	-	-
C	-	-	YV57BC	3510300 R1	1.16	16.0	Thin Wall XLPE Primary Cable	LIGHT GREEN	805.0	-	-	-
C	-	-	YX57BC	3510300 R1	1.16	16.0	Thin Wall XLPE Primary Cable	LIGHT GREEN	805.0	-	-	-
C	-	-	YW57BC	3510300 R1	1.16	16.0	Thin Wall XLPE Primary Cable	LIGHT GREEN	3850.0	-	-	-
C	-	-	YZ57BC	3510300 R1	1.16	16.0	Thin Wall XLPE Primary Cable	LIGHT GREEN	3850.0	-	-	-
E	-	-	XV56AA	3510318 R1	1.16	16.0	Thin Wall XLPE Primary Cable	ORANGE	815.0	-	-	-
E	-	-	XZ56AA	3510318 R1	1.16	16.0	Thin Wall XLPE Primary Cable	ORANGE	815.0	-	-	-
E	-	-	YT56AA	3510318 R1	1.16	16.0	Thin Wall XLPE Primary Cable	ORANGE	815.0	-	-	-

Name	Terminal Part Number	V-Min	Name	Wire Part Number	Wire CSA	Wire Spec	Wire Material description	Wire Color Description	Wire Length	End2 Terminal Part Number	End2 Pin Name	End2 Connector
E	-	-	YY56AA	3510318 R1	1.16	16.0	Thin Wall XLPE Primary Cable	ORANGE	815.0	-	-	-
F	-	-	XV56T	3510318 R1	1.16	16.0	Thin Wall XLPE Primary Cable	ORANGE	805.0	-	-	-
F	-	-	XZ56T	3510318 R1	1.16	16.0	Thin Wall XLPE Primary Cable	ORANGE	805.0	-	-	-
F	-	-	YT56T	3510318 R1	1.16	16.0	Thin Wall XLPE Primary Cable	ORANGE	805.0	-	-	-
F	-	-	YY56T	3510318 R1	1.16	16.0	Thin Wall XLPE Primary Cable	ORANGE	805.0	-	-	-
G	-	-	YW56BC	3510336 R1	1.16	16.0	Thin Wall XLPE Primary Cable	YELLOW 2	3850.0	-	-	-
G	-	-	YZ56BC	3510336 R1	1.16	16.0	Thin Wall XLPE Primary Cable	YELLOW 2	3850.0	-	-	-
H	-	-	YV56BC	3510336 R1	1.16	16.0	Thin Wall XLPE Primary Cable	YELLOW 2	805.0	-	-	-

Name	Terminal Part Number	V-Min	Name	Wire Part Number	Wire CSA	Wire Spec	Wire Material description	Wire Color Description	Wire Length	End2 Terminal Part Number	End2 Pin Name	End2 Connect or
H	-	-	YX56BC	3510336 R1	1.16	16.0	Thin Wall XLPE Primary Cable	YELLOW 2	805.0	-	-	-
J	-	-	ZC71BA	3510318 R1	1.16	16.0	Thin Wall XLPE Primary Cable	ORANGE	2410.0	-	-	-
J	-	-	ZJ71AB	3510318 R1	1.16	16.0	Thin Wall XLPE Primary Cable	ORANGE	1805.0	-	-	-
J	-	-	ZL71AC	3510318 R1	1.16	16.0	Thin Wall XLPE Primary Cable	ORANGE	1805.0	-	-	-
J	-	-	ZH71AC	3510318 R1	1.16	16.0	Thin Wall XLPE Primary Cable	ORANGE	2250.0	-	-	-
J	-	-	ZA71BK	3510318 R1	1.16	16.0	Thin Wall XLPE Primary Cable	ORANGE	2855.0	-	-	-
K	-	-	ZG71BC	3510318 R1	1.16	16.0	Thin Wall XLPE Primary Cable	ORANGE	175.0	-	-	-
K	-	-	ZK71CB	3510318 R1	1.16	16.0	Thin Wall XLPE Primary Cable	ORANGE	175.0	-	-	-

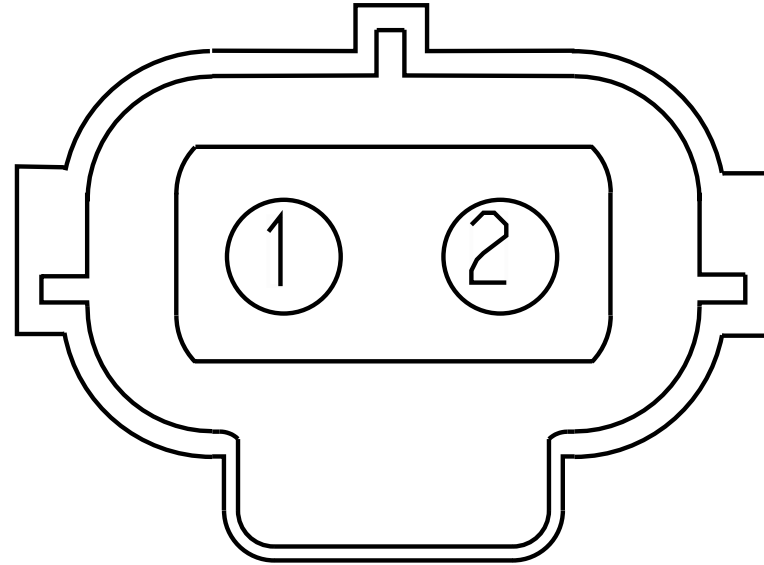
Name	Terminal Part Number	V-Min	Name	Wire Part Number	Wire CSA	Wire Spec	Wire Material description	Wire Color Description	Wire Length	End2 Terminal Part Number	End2 Pin Name	End2 Connector
K	-	-	ZA71A	3510318 R1	1.16	16.0	Thin Wall XLPE Primary Cable	ORANGE	805.0	-	-	-
K	-	-	ZC71BK	3510318 R1	1.16	16.0	Thin Wall XLPE Primary Cable	ORANGE	805.0	-	-	-
K	-	-	ZE71AD	3510318 R1	1.16	16.0	Thin Wall XLPE Primary Cable	ORANGE	805.0	-	-	-
L	-	-	KQ71N	3510318 R1	1.16	16.0	Thin Wall XLPE Primary Cable	ORANGE	805.0	-	-	-
L	-	-	KT71P	3510311 R1	0.79	18.0	Thin Wall XLPE Primary Cable	GREY	1820.0	-	-	-
L	-	-	KS71P	3510311 R1	0.79	18.0	Thin Wall XLPE Primary Cable	GREY	1820.0	-	-	-
L	-	-	KU71P	3510311 R1	0.79	18.0	Thin Wall XLPE Primary Cable	GREY	1820.0	-	-	-
M	-	-	ZU71D	3510317 R1	0.79	18.0	Thin Wall XLPE Primary Cable	ORANGE	1175.0	-	-	-

Connector Name 4021A
 Part Number 3536864C1
 Instances B6.7 - Windshield Washer Pump:Diagram1-Combination1
 B6.7 - Windshield Washer Pump & Low Fluid Sensor:Diagram1-Combination1
 L9 - Windshield Washer Pump:Diagram1-Combination1
 L9 - Windshield Washer Pump & Low Fluid Sensor:Diagram1-Combination1



Name	Terminal Part Number	V-Min	Name	Wire Part Number	Wire CSA	Wire Spec	Wire Material description	Wire Color Description	Wire Length	End2 Terminal Part Number	End2 Pin Name	End2 Connector
1	-	-	NY87KA	2643680 R1	1.16	16.0	Std. Wall XLPE Primary Cable	GREY	3820.0	-	-	-
1	-	-	NY87KA	2643680 R1	1.16	16.0	Std. Wall XLPE Primary Cable	GREY	3820.0	-	19	1700
2	-	-	NY87BA	2643673 R1	0.79	18.0	Std. Wall XLPE Primary Cable	GREY	3820.0	-	20	1700

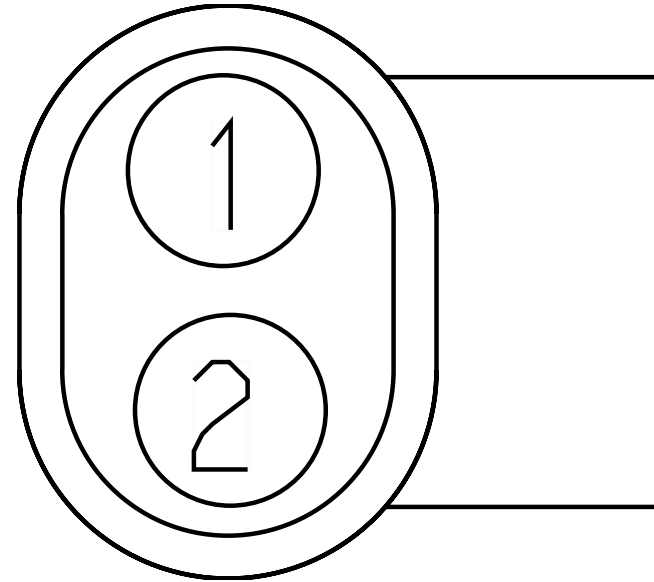
Connector Name 4021B
 Part Number 3536864C1
 Instances B6.7 - Windshield Washer Pump:Diagram1-Combination2
 B6.7 - Windshield Washer Pump & Low Fluid Sensor:Diagram1-Combination2
 L9 - Windshield Washer Pump:Diagram1-Combination2
 L9 - Windshield Washer Pump & Low Fluid Sensor:Diagram1-Combination2
 Mates MOT-WASHERPUMP-1029-03-06A



Name	Terminal Part Number	V-Min	Name	Wire Part Number	Wire CSA	Wire Spec	Wire Material description	Wire Color Description	Wire Length	End2 Terminal Part Number	End2 Pin Name	End2 Connector
1	-	-	SA87KA	2643680 R1	1.16	16.0	Std. Wall XLPE Primary Cable	GREY	2400.0	-	-	-
1	-	-	SB87KA	2643680 R1	1.16	16.0	Std. Wall XLPE Primary Cable	GREY	1165.0	-	19	1700
1	-	-	SB87KA	2643680 R1	1.16	16.0	Std. Wall XLPE Primary Cable	GREY	1165.0	-	-	-
1	-	-	SA87KA	2643680 R1	1.16	16.0	Std. Wall XLPE Primary Cable	GREY	2400.0	-	19	1700

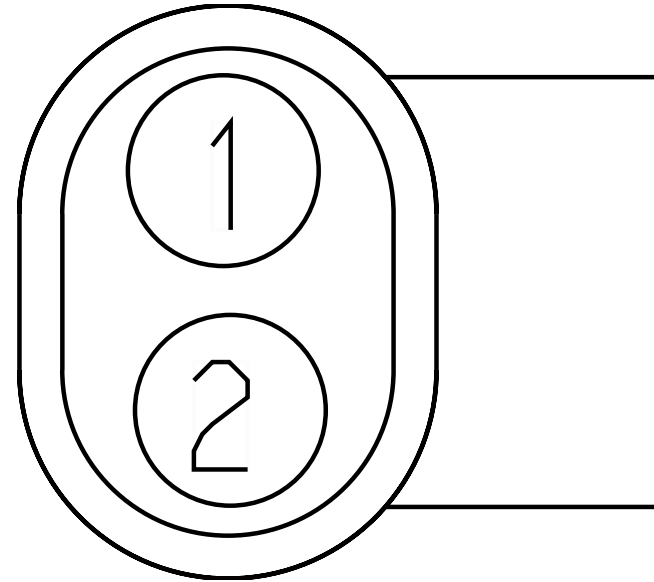
Name	Terminal Part Number	V-Min	Name	Wire Part Number	Wire CSA	Wire Spec	Wire Material description	Wire Color Description	Wire Length	End2 Terminal Part Number	End2 Pin Name	End2 Connect or
2	-	-	SA87BA	2643673 R1	0.79	18.0	Std. Wall XLPE Primary Cable	GREY	2400.0	-	20	1700
2	-	-	SB87BA	2643673 R1	0.79	18.0	Std. Wall XLPE Primary Cable	GREY	1165.0	-	20	1700

Connector Name 4022A
 Part Number 3554317C1
 Instances B6.7 - Windshield Washer Pump & Low Fluid Sensor:Diagram1-Combination1
 L9 - Windshield Washer Pump & Low Fluid Sensor:Diagram1-Combination1



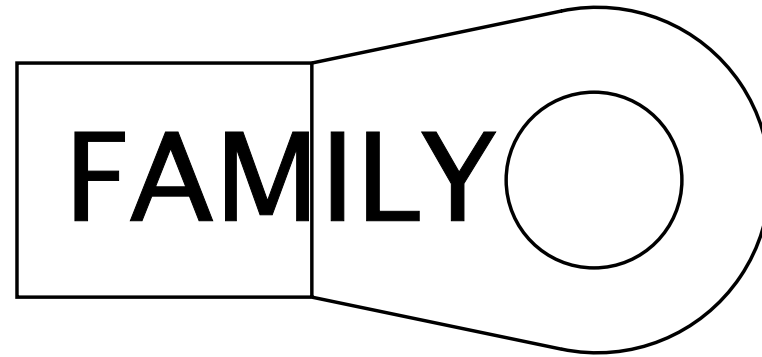
Name	Terminal Part Number	V-Min	Name	Wire Part Number	Wire CSA	Wire Spec	Wire Material description	Wire Color Description	Wire Length	End2 Terminal Part Number	End2 Pin Name	End2 Connector
1	-	-	NX87C	3510311 R1	0.79	18.0	Thin Wall XLPE Primary Cable	GREY	3905.0	-	17	1700
2	-	-	NX9BB	3510311 R1	0.79	18.0	Thin Wall XLPE Primary Cable	GREY	3905.0	-	18	1700

Connector Name 4022B
 Part Number 3554317C1
 Instances B6.7 - Windshield Washer Pump & Low Fluid Sensor:Diagram1-Combination2
 L9 - Windshield Washer Pump & Low Fluid Sensor:Diagram1-Combination2
 Mates DEV-Low_Washer_Fluid_Senso r-1029-05-01A



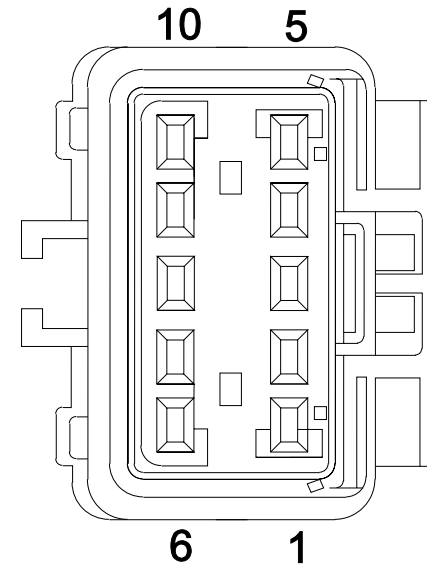
Name	Terminal Part Number	V-Min	Name	Wire Part Number	Wire CSA	Wire Spec	Wire Material description	Wire Color Description	Wire Length	End2 Terminal Part Number	End2 Pin Name	End2 Connector
1	-	-	SC87C	3510311 R1	0.79	18.0	Thin Wall XLPE Primary Cable	GREY	1165.0	-	17	1700
2	-	-	SC9BB	3510311 R1	0.79	18.0	Thin Wall XLPE Primary Cable	GREY	1165.0	-	-	-
2	-	-	SC9BB	3510311 R1	0.79	18.0	Thin Wall XLPE Primary Cable	GREY	1165.0	-	18	1700

Connector Name 4028C
 Part Number RING-M-10_0
 Instances Chassis PDM:Diagram1
 Mates Chassis PDM



Name	Terminal Part Number	V-Min	Name	Wire Part Number	Wire CSA	Wire Spec	Wire Material description	Wire Color Description	Wire Length	End2 Terminal Part Number	End2 Pin Name	End2 Connector
1	-	-	M14A-FL	2643473 R1	4.81	10.0	FUSEABLE LINK	RUST	150.0	-	X	-
1	-	-	N14X-FL	2643473 R1	4.81	10.0	FUSEABLE LINK	RUST	150.0	-	X	-
1	-	-	N14Y-FL	2643116 R1	3.01	12.0	FUSEABLE LINK	BLUE	150.0	-	X	-

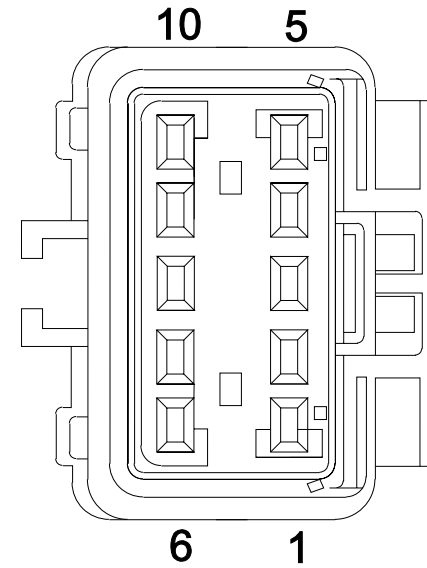
Connector Name 4060A
 Part Number 3690369C1
 Short Description FUEL PUMP/AMMETER/TWO WAY RADIO
 Instances 2-Way Radio:Diagram1-Combination1
 2-Way Radio:Diagram1-Combination2
 B6.7 - Current Monitoring (Ammeter):Diagram1-Combination1
 B6.7 - Current Monitoring (Ammeter):Diagram1-Combination2
 Mates 4060



Name	Terminal Part Number	V-Min	Name	Wire Part Number	Wire CSA	Wire Spec	Wire Material description	Wire Color Description	Wire Length	End2 Terminal Part Number	End2 Pin Name	End2 Connector
4	-	-	SH14HC	3510367 R1	1.91	14.0	Thin Wall XLPE Primary Cable	RED	1955.0	-	1	1703F
4	-	-	SJ14HF	3510367 R1	1.91	14.0	Thin Wall XLPE Primary Cable	RED	1955.0	-	1	1703F
5	-	-	SH11-GA	3510361 R1	1.91	14.0	Thin Wall XLPE Primary Cable	WHITE	1955.0	-	2	1703F
5	-	-	SJ11-G	3510361 R1	1.91	14.0	Thin Wall XLPE Primary Cable	WHITE	1955.0	-	2	1703F

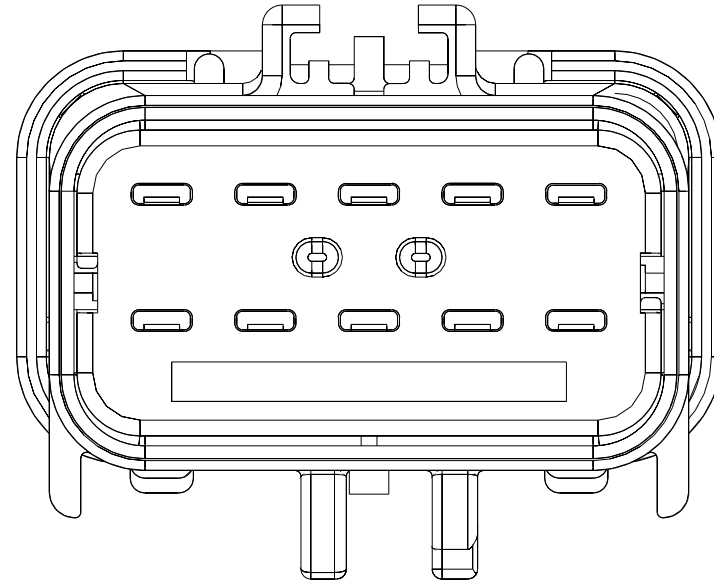
Name	Terminal Part Number	V-Min	Name	Wire Part Number	Wire CSA	Wire Spec	Wire Material description	Wire Color Description	Wire Length	End2 Terminal Part Number	End2 Pin Name	End2 Connector
6	-	-	AE26B	2643676 R1	0.79	18.0	Std. Wall XLPE Primary Cable	TAN	2845.0	-	A	6335
7	-	-	AE26A	2643676 R1	0.79	18.0	Std. Wall XLPE Primary Cable	TAN	2845.0	-	A	6332

Connector Name 4060A
 Part Number 3690369C1
 Short Description FUEL PUMP/AMMETER/TWO WAY RADIO
 Instances Ambient Air Temperature:Diagram1
 Mates 4060



Name	Terminal Part Number	V-Min	Name	Wire Part Number	Wire CSA	Wire Spec	Wire Material description	Wire Color Description	Wire Length	End2 Terminal Part Number	End2 Pin Name	End2 Connector
3	-	-	MC41	3510329 R1	0.79	18.0	Thin Wall XLPE Primary Cable	TAN	1835.0	-	25	1703F
8	-	-	MC41EJ	3510329 R1	0.79	18.0	Thin Wall XLPE Primary Cable	TAN	1835.0	-	24	1703F

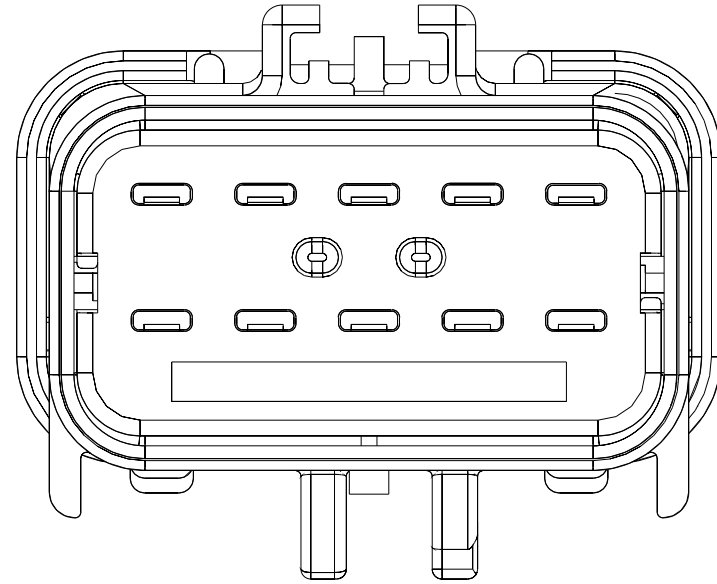
Connector Name 4060
 Part Number 6112506C1
 Short Description AAT AMMETER
 Instances 2-Way Radio:Diagram1-Combination1
 2-Way Radio:Diagram1-Combination2
 B6.7 - Current Monitoring (Ammeter):Diagram1-Combination1
 B6.7 - Current Monitoring (Ammeter):Diagram1-Combination2
 Mates 4060A



Name	Terminal Part Number	V-Min	Name	Wire Part Number	Wire CSA	Wire Spec	Wire Material description	Wire Color Description	Wire Length	End2 Terminal Part Number	End2 Pin Name	End2 Connector
4	-	-	RA14A	3510368 R1	3.01	12.0	Thin Wall XLPE Primary Cable	RED	2130.0	-	A	9264M
5	-	-	RA14-G	3510362 R1	3.01	12.0	Thin Wall XLPE Primary Cable	WHITE	930.0	-	-	-
6	-	-	MH26A	3510329 R1	0.79	18.0	Thin Wall XLPE Primary Cable	TAN	1615.0	-	11	4087
6	-	-	MJ26A	3510329 R1	0.79	18.0	Thin Wall XLPE Primary Cable	TAN	625.0	-	11	4087B

Name	Terminal Part Number	V-Min	Name	Wire Part Number	Wire CSA	Wire Spec	Wire Material description	Wire Color Description	Wire Length	End2 Terminal Part Number	End2 Pin Name	End2 Connector
7	-	-	MH26B	3510329 R1	0.79	18.0	Thin Wall XLPE Primary Cable	TAN	1615.0	-	10	4087
7	-	-	MJ26B	3510329 R1	0.79	18.0	Thin Wall XLPE Primary Cable	TAN	625.0	-	10	4087B

Connector Name 4060
 Part Number 6112506C1
 Short Description IP/ENGINE AUX
 Instances Ambient Air Temperature:Diagram1
 Mates 4060A



Name	Terminal Part Number	V-Min	Name	Wire Part Number	Wire CSA	Wire Spec	Wire Material description	Wire Color Description	Wire Length	End2 Terminal Part Number	End2 Pin Name	End2 Connector
3	-	-	VK41	3510329 R1	0.79	18.0	Thin Wall XLPE Primary Cable	TAN	1245.0	-	40	6000
3	-	-	VM41	3510329 R1	0.79	18.0	Thin Wall XLPE Primary Cable	TAN	1245.0	-	40	6000
8	-	-	KE41-G	3510359 R1	0.79	18.0	Thin Wall XLPE Primary Cable	WHITE	610.0	-	X	-

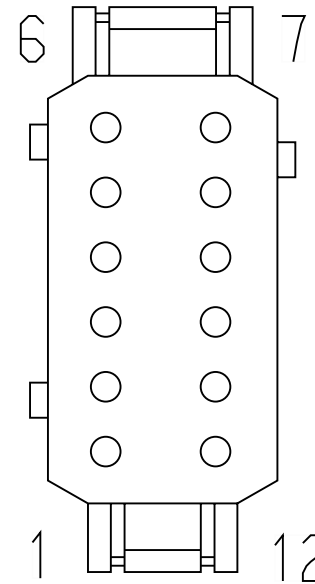
Connector Name 4069
 Part Number BLUNT_SL_VC
 Instances B6.7 - Auxiliary Power (40A) HSD:Diagram1
 Mates BLUNT_AUX_PWR_BDY_BLDR_205 5-04-01A

Name	Terminal Part Number	V-Min	Name	Wire Part Number	Wire CSA	Wire Spec	Wire Material description	Wire Color Description	Wire Length	End2 Terminal Part Number	End2 Pin Name	End2 Connector
A	-	-	MH103D	2643753 R1	3.01	12.0	Std. Wall XLPE Primary Cable	LIGHT GREEN	590.0	-	13	1700

Connector Name 4069
 Part Number BLUNT_SL_VC
 Instances L9 - Auxiliary Power (40A) HSD:Diagram1
 Mates BLUNT_AUX_PWR_BDY_BLDR_205 5-04-01A

Name	Terminal Part Number	V-Min	Name	Wire Part Number	Wire CSA	Wire Spec	Wire Material description	Wire Color Description	Wire Length	End2 Terminal Part Number	End2 Pin Name	End2 Connector
A	-	-	MG103D	2643753 R1	3.01	12.0	Std. Wall XLPE Primary Cable	LIGHT GREEN	590.0	-	13	1700

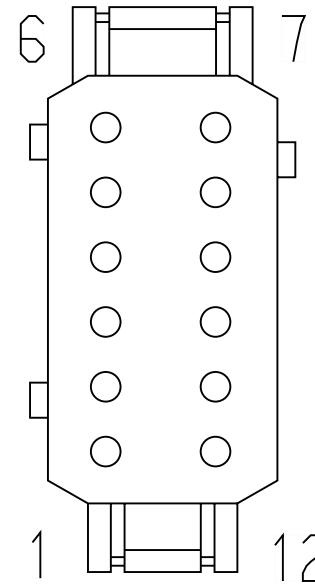
Connector Name 4087B
 Part Number 3553404C1
 Instances B6.7 - Current Monitoring (Ammeter):Diagram1-Combination2
 L9 - CAN Layout:Body Standard J1939 (250Kbps)
 Mates MODU-PAM-2031-02-01A



Name	Terminal Part Number	V-Min	Name	Wire Part Number	Wire CSA	Wire Spec	Wire Material description	Wire Color Description	Wire Length	End2 Terminal Part Number	End2 Pin Name	End2 Connector
6	-	-	MJ26DA	2643676 R1	0.79	18.0	Std. Wall XLPE Primary Cable	TAN	2230.0	-	27	1703F
7	-	-	-	-	-	-	-	-	-	-	-	-
7	-	-	WIRE722 782	-	0.0	-	-	-	0.0	-	30	1703F
8	-	-	-	-	-	-	-	-	-	-	-	-
8	-	-	WIRE722 780	-	0.0	-	-	-	0.0	-	32	1703F
10	-	-	MJ26B	3510329 R1	0.79	18.0	Thin Wall XLPE Primary Cable	TAN	625.0	-	7	4060
11	-	-	MJ26A	3510329 R1	0.79	18.0	Thin Wall XLPE Primary Cable	TAN	625.0	-	6	4060

Name	Terminal Part Number	V-Min	Name	Wire Part Number	Wire CSA	Wire Spec	Wire Material description	Wire Color Description	Wire Length	End2 Terminal Part Number	End2 Pin Name	End2 Connector
12	-	-	MJ11-GBD	3510359 R1	0.79	18.0	Thin Wall XLPE Primary Cable	WHITE	2230.0	-	16	1703F

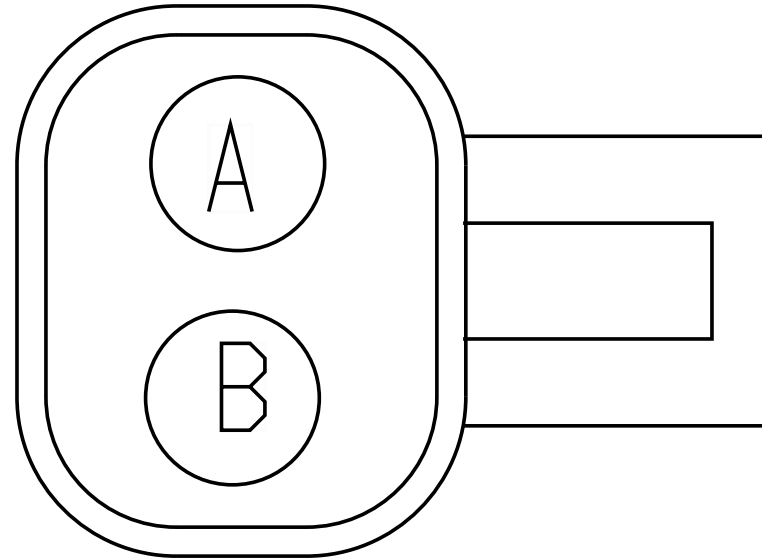
Connector Name 4087
 Part Number 3553404C1
 Instances B6.7 - CAN Layout:Body Standard J1939 (250Kbps)
 B6.7 - Current Monitoring (Ammeter):Diagram1-Combination1
 L9 - CAN Layout:Body Standard J1939 (250Kbps)
 Mates MODU-PAM-2031-02-01A



Name	Terminal Part Number	V-Min	Name	Wire Part Number	Wire CSA	Wire Spec	Wire Material description	Wire Color Description	Wire Length	End2 Terminal Part Number	End2 Pin Name	End2 Connector
6	-	-	MH26DA	2643676 R1	0.79	18.0	Std. Wall XLPE Primary Cable	TAN	1880.0	-	27	1703F
7	-	-	-	-	-	-	-	-	-	-	-	-
7	-	-	WIRE722 778	-	0.0	-	-	-	0.0	-	30	1703F
8	-	-	-	-	-	-	-	-	-	-	-	-
8	-	-	WIRE722 781	-	0.0	-	-	-	0.0	-	32	1703F
10	-	-	MH26B	3510329 R1	0.79	18.0	Thin Wall XLPE Primary Cable	TAN	1615.0	-	7	4060
11	-	-	MH26A	3510329 R1	0.79	18.0	Thin Wall XLPE Primary Cable	TAN	1615.0	-	6	4060

Name	Terminal Part Number	V-Min	Name	Wire Part Number	Wire CSA	Wire Spec	Wire Material description	Wire Color Description	Wire Length	End2 Terminal Part Number	End2 Pin Name	End2 Connector
12	-	-	MH11-GBA	3510359 R1	0.79	18.0	Thin Wall XLPE Primary Cable	WHITE	1880.0	-	16	1703F

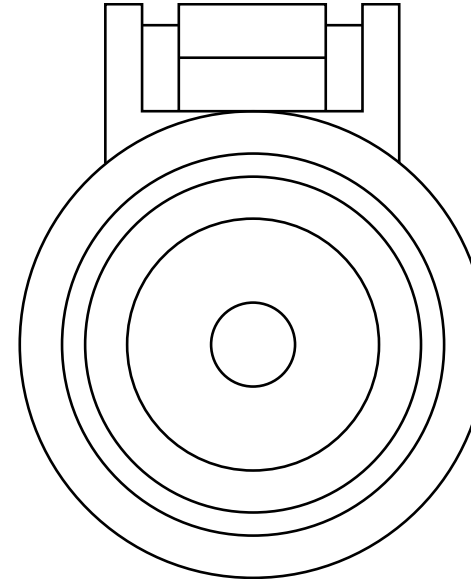
Connector Name 4101
 Part Number 1671610C1
 Instances Power Door Locks:Diagram1
 Power Door Locks Crew Cab:Diagram1
 Mates MOT-PS_LOCK-2016-01-01A



Name	Terminal Part Number	V-Min	Name	Wire Part Number	Wire CSA	Wire Spec	Wire Material description	Wire Color Description	Wire Length	End2 Terminal Part Number	End2 Pin Name	End2 Connector
A	-	-	FC81RA	3510301 R1	1.91	14.0	Thin Wall XLPE Primary Cable	LIGHT GREEN	1760.0	-	3	1032D
A	-	-	EC81LA	3510301 R1	1.91	14.0	Thin Wall XLPE Primary Cable	LIGHT GREEN	1760.0	-	3	3201M
A	-	-	E81A	3510301 R1	1.91	14.0	Thin Wall XLPE Primary Cable	LIGHT GREEN	1130.0	-	3	3209M
B	-	-	EC81LB	3510301 R1	1.91	14.0	Thin Wall XLPE Primary Cable	LIGHT GREEN	1760.0	-	4	3201M

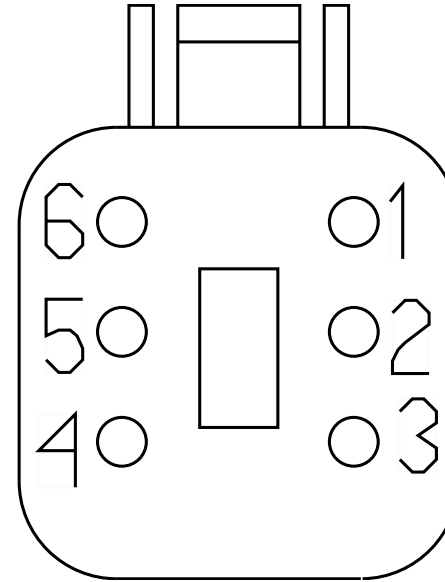
Name	Terminal Part Number	V-Min	Name	Wire Part Number	Wire CSA	Wire Spec	Wire Material description	Wire Color Description	Wire Length	End2 Terminal Part Number	End2 Pin Name	End2 Connector
B	-	-	FC81RB	3510301 R1	1.91	14.0	Thin Wall XLPE Primary Cable	LIGHT GREEN	1760.0	-	4	1032D
B	-	-	E81B	3510301 R1	1.91	14.0	Thin Wall XLPE Primary Cable	LIGHT GREEN	1130.0	-	4	3209M

Connector Name 4320M
 Part Number 3517760C1
 Short Description FWD REMOTE POSITIVE FEED
 Instances
 B6.7 - DLB - Remote Power Modules (2 RPM n/ Switch Pack):Diagram1-Combination1
 B6.7 - DLB - Remote Power Modules (2 RPM w/ Switch Packs):Diagram1-Combination1
 L9 - DLB - Remote Power Modules (2 RPM n/ Switch Pack):Diagram1-Combination1
 L9 - DLB - Remote Power Modules (2 RPM w/ Switch Packs):Diagram1-Combination1
 Mates 4413F2



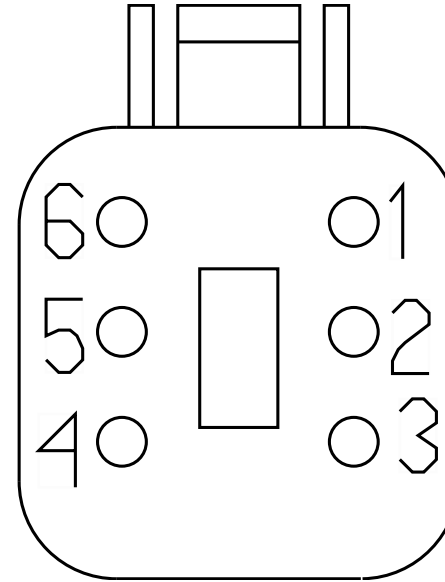
Name	Terminal Part Number	V-Min	Name	Wire Part Number	Wire CSA	Wire Spec	Wire Material description	Wire Color Description	Wire Length	End2 Terminal Part Number	End2 Pin Name	End2 Connector
A	-	-	M14	2645255 R1	18.94	4.0	SGX FLEX 125C	RED	300.0	-	-	-

Connector Name 4410A
 Part Number 3572899C1
 Instances B6.7 - DLB - Remote Power Modules (2 RPM n/ Switch Pack):Diagram1-Combination1
 B6.7 - DLB - Remote Power Modules (2 RPM w/ Switch Packs):Diagram1-Combination1
 L9 - DLB - Remote Power Modules (2 RPM n/ Switch Pack):Diagram1-Combination1
 L9 - DLB - Remote Power Modules (2 RPM w/ Switch Packs):Diagram1-Combination1
 Mates MODU-RPM1-2050-01-01A



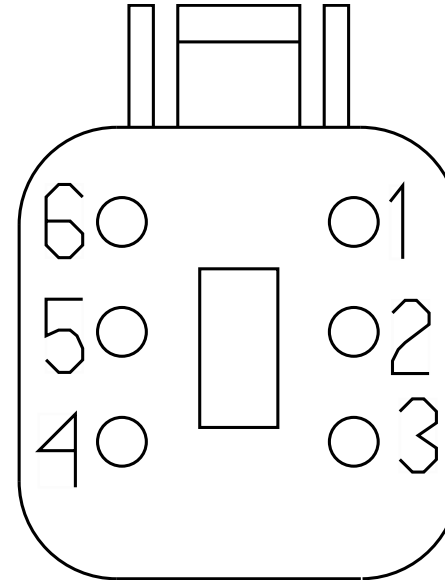
Name	Terminal Part Number	V-Min	Name	Wire Part Number	Wire CSA	Wire Spec	Wire Material description	Wire Color Description	Wire Length	End2 Terminal Part Number	End2 Pin Name	End2 Connector
2	-	-	N11-GPM	2643689 R1	1.91	14.0	Std. Wall XLPE Primary Cable	WHITE	370.0	-	2	4410B
6	-	-	N14W	2643760 R1	1.16	16.0	Std. Wall XLPE Primary Cable	RED	370.0	-	6	4410B

Connector Name 4410B
 Part Number 3572899C1
 Instances B6.7 - DLB - Remote Power Modules (2 RPM n/ Switch Pack):Diagram1-Combination1
 B6.7 - DLB - Remote Power Modules (2 RPM w/ Switch Packs):Diagram1-Combination1
 L9 - DLB - Remote Power Modules (2 RPM n/ Switch Pack):Diagram1-Combination1
 L9 - DLB - Remote Power Modules (2 RPM w/ Switch Packs):Diagram1-Combination1
 Mates MODU-RPM2-2050-01-02A



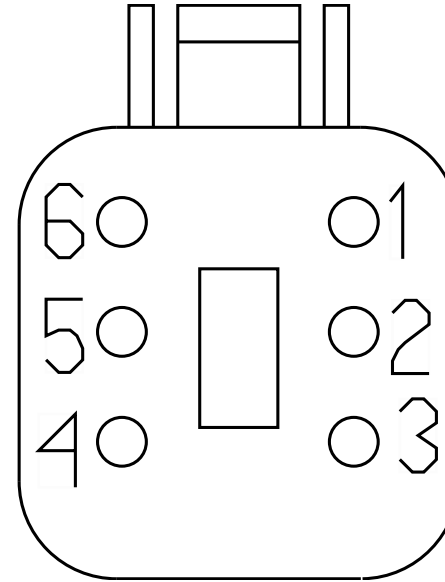
Name	Terminal Part Number	V-Min	Name	Wire Part Number	Wire CSA	Wire Spec	Wire Material description	Wire Color Description	Wire Length	End2 Terminal Part Number	End2 Pin Name	End2 Connector
2	-	-	N11-GPM	2643689 R1	1.91	14.0	Std. Wall XLPE Primary Cable	WHITE	370.0	-	2	4410A
3	-	-	-	-	-	-	-	-	-	-	-	-
4	-	-	-	-	-	-	-	-	-	-	-	-
6	-	-	N14W	2643760 R1	1.16	16.0	Std. Wall XLPE Primary Cable	RED	370.0	-	6	4410A

Connector Name 4410DM
 Part Number 3572899C1
 Instances B6.7 - DLB - Remote Power Modules (1 RPM n/ Switch Packs):Diagram2 - In Cab
 B6.7 - DLB - Remote Power Modules (1 RPM w/ Switch Packs):Diagram2 - In Cab



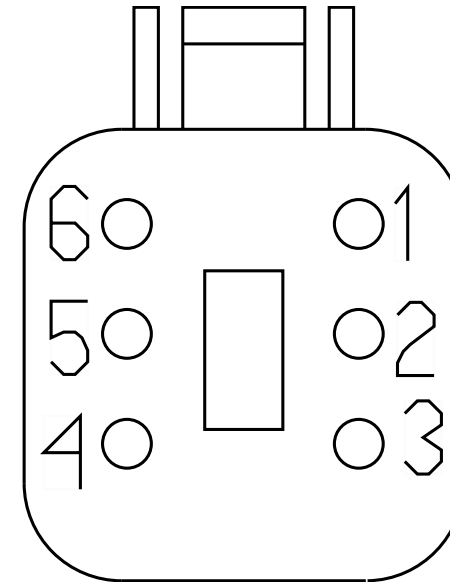
Name	Terminal Part Number	V-Min	Name	Wire Part Number	Wire CSA	Wire Spec	Wire Material description	Wire Color Description	Wire Length	End2 Terminal Part Number	End2 Pin Name	End2 Connector
2	-	-	10-GR	2643689 R1	1.91	14.0	Std. Wall XLPE Primary Cable	WHITE	925.0	-	2	4410F
3	-	-	-	-	-	-	-	-	-	-	-	-
4	-	-	-	-	-	-	-	-	-	-	-	-
6	-	-	14C	2643760 R1	1.16	16.0	Std. Wall XLPE Primary Cable	RED	925.0	-	6	4410F

Connector Name 4410D
 Part Number 3572899C1
 Instances B6.7 - CAN Layout:Body Standard J1939 (250Kbps)
 L9 - CAN Layout:Body Standard J1939 (250Kbps)



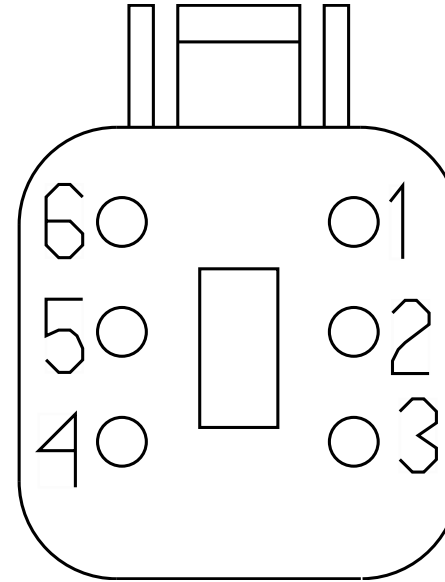
Name	Terminal Part Number	V-Min	Name	Wire Part Number	Wire CSA	Wire Spec	Wire Material description	Wire Color Description	Wire Length	End2 Terminal Part Number	End2 Pin Name	End2 Connector
3	-	-	WIRE722 722	-	0.0	-	-	-	0.0	-	53	1701F
3	-	-	WIRE740 267	-	0.0	-	-	-	0.0	-	52	1701F
4	-	-	WIRE722 725	-	0.0	-	-	-	0.0	-	52	1701F
4	-	-	WIRE740 268	-	0.0	-	-	-	0.0	-	53	1701F

Connector Name 4410D
 Part Number 3572899C1
 Instances B6.7 - DLB - Remote Power Modules (1 RPM n/ Switch Packs):Diagram1
 B6.7 - DLB - Remote Power Modules (1 RPM w/ Switch Packs):Diagram1
 B6.7 - DLB - Remote Power Modules (2 RPM n/ Switch Pack):Diagram1-Combination1
 B6.7 - DLB - Remote Power Modules (2 RPM w/ Switch Packs):Diagram1-Combination1
 L9 - DLB - Remote Power Modules (1 RPM n/ Switch Packs):Diagram1-Combination1
 L9 - DLB - Remote Power Modules (1 RPM w/ Switch Packs):Diagram1-Combination1
 L9 - DLB - Remote Power Modules (2 RPM n/ Switch Pack):Diagram1-Combination1
 L9 - DLB - Remote Power Modules (2 RPM w/ Switch Packs):Diagram1-Combination1
 Mates MODU-RPM1-2050-01-01A



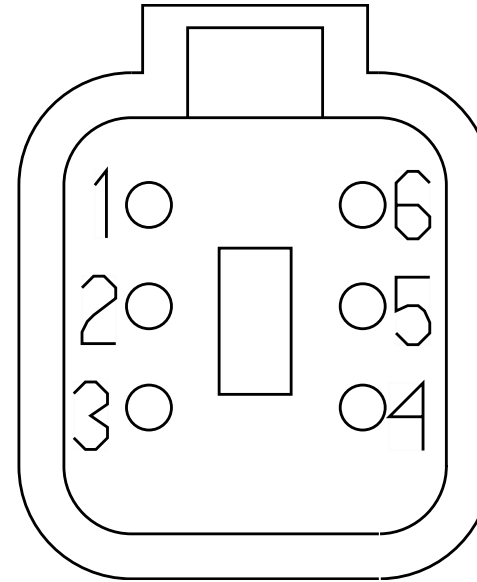
Name	Terminal Part Number	V-Min	Name	Wire Part Number	Wire CSA	Wire Spec	Wire Material description	Wire Color Description	Wire Length	End2 Terminal Part Number	End2 Pin Name	End2 Connector
2	-	-	RA10-GR	2643689 R1	1.91	14.0	Std. Wall XLPE Primary Cable	WHITE	2250.0	-	-	-
3	-	-	-	-	-	-	-	-	-	-	-	-
4	-	-	-	-	-	-	-	-	-	-	-	-
6	-	-	RA20	2643678 R1	1.16	16.0	Std. Wall XLPE Primary Cable	LIGHT GREEN	3860.0	-	51	1701F

Connector Name 4410F
 Part Number 3572899C1
 Instances B6.7 - CAN Layout:Body Standard J1939 (250Kbps)
 L9 - CAN Layout:Body Standard J1939 (250Kbps)



Name	Terminal Part Number	V-Min	Name	Wire Part Number	Wire CSA	Wire Spec	Wire Material description	Wire Color Description	Wire Length	End2 Terminal Part Number	End2 Pin Name	End2 Connector
3	-	-	WIRE722 723	-	0.0	-	-	-	0.0	-	53	1701F
3	-	-	WIRE740 269	-	0.0	-	-	-	0.0	-	52	1701F
4	-	-	WIRE722 726	-	0.0	-	-	-	0.0	-	52	1701F
4	-	-	WIRE740 270	-	0.0	-	-	-	0.0	-	53	1701F

Connector Name 4410F
 Part Number 3572900C1
 Short Description REMOTE POWER MODULE DATA LINK & LOGIC POWER
 Instances
 B6.7 - Center Chassis Ground Splice Packs - 8809/8807/8805/8802:Diagram1
 B6.7 - DLB - Remote Power Modules (1 RPM n/ Switch Packs):Diagram1
 B6.7 - DLB - Remote Power Modules (1 RPM n/ Switch Packs):Diagram2 - In Cab
 B6.7 - DLB - Remote Power Modules (1 RPM w/ Switch Packs):Diagram2 - In Cab
 L9 - Center Chassis Ground Splice Packs - 8802/8805/8807/8809:Diagram1
 L9 - DLB - Remote Power Modules (1 RPM n/ Switch Packs):Diagram1-Combination1

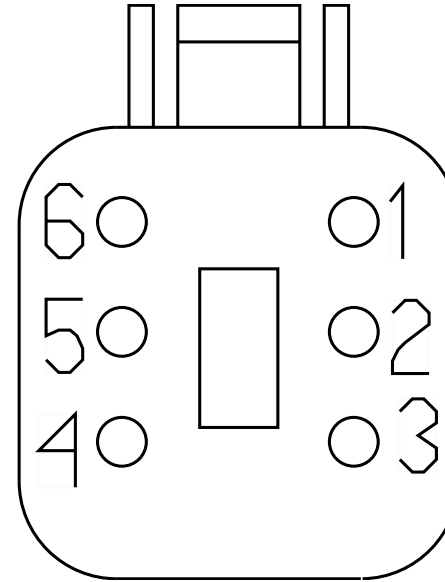


Mates 4410H

Name	Terminal Part Number	V-Min	Name	Wire Part Number	Wire CSA	Wire Spec	Wire Material description	Wire Color Description	Wire Length	End2 Terminal Part Number	End2 Pin Name	End2 Connector
2	-	-	10-GR	2643689 R1	1.91	14.0	Std. Wall XLPE Primary Cable	WHITE	925.0	-	2	4410DM
2	-	-	RJ10-GPM	2643689 R1	1.91	14.0	Std. Wall XLPE Primary Cable	WHITE	2585.0	-	-	-
2	-	-	RS10-GPN	2643689 R1	1.91	14.0	Std. Wall XLPE Primary Cable	WHITE	2685.0	-	-	-
6	-	-	RS14D	2643760 R1	1.16	16.0	Std. Wall XLPE Primary Cable	RED	2685.0	-	6	4410K

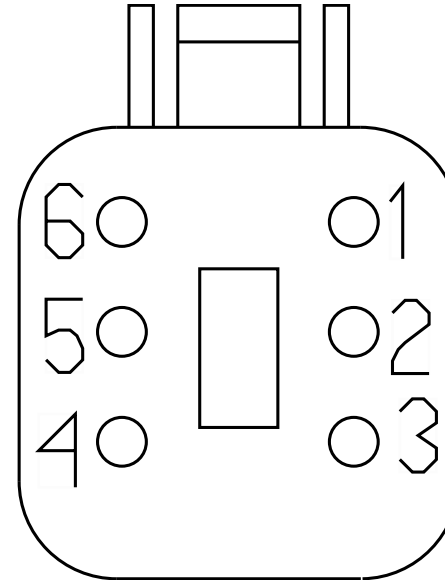
Name	Terminal Part Number	V-Min	Name	Wire Part Number	Wire CSA	Wire Spec	Wire Material description	Wire Color Description	Wire Length	End2 Terminal Part Number	End2 Pin Name	End2 Connector
6	-	-	RJ14	2643760 R1	1.16	16.0	Std. Wall XLPE Primary Cable	RED	2585.0	-	-	-
6	-	-	14C	2643760 R1	1.16	16.0	Std. Wall XLPE Primary Cable	RED	925.0	-	6	4410DM

Connector Name 4410H
 Part Number 3572899C1
 Instances B6.7 - CAN Layout:Body Standard J1939 (250Kbps)
 B6.7 - Transmission Power Take Off (Single PTO W/ RPM and Manual Trans):Diagram1
 L9 - CAN Layout:Body Standard J1939 (250Kbps)
 L9 - Transmission Power Take Off (Auto Trans with Lectradrive):Diagram1
 L9 - Transmission Power Take Off (Lectrashift PTO with Manual Trans):Diagram1
 L9 - Transmission Power Take Off (Single PTO W/ RPM and Auto Trans):Diagram1
 L9 - Transmission Power Take Off (Single PTO W/ RPM and Manual Trans):Diagram1



Name	Terminal Part Number	V-Min	Name	Wire Part Number	Wire CSA	Wire Spec	Wire Material description	Wire Color Description	Wire Length	End2 Terminal Part Number	End2 Pin Name	End2 Connector
3	-	-	WIRE722 721	-	0.0	-	-	-	0.0	-	53	1701F
3	-	-	WIRE740 266	-	0.0	-	-	-	0.0	-	52	1701F
3	-	-	-	-	-	-	-	-	-	-	-	-
4	-	-	WIRE722 724	-	0.0	-	-	-	0.0	-	52	1701F
4	-	-	WIRE740 265	-	0.0	-	-	-	0.0	-	53	1701F
4	-	-	-	-	-	-	-	-	-	-	-	-

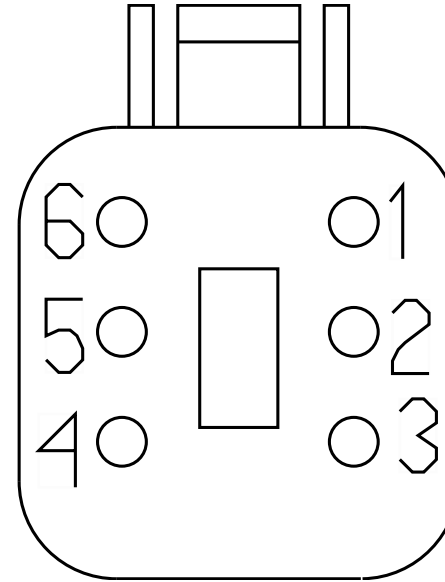
Connector Name 4410H
 Part Number 3572899C1
 Short Description REMOTE POWER MODULE DATALINK AND LOGIC POWER
 Instances
 B6.7 - Center Chassis Ground Splice Packs - 8809/8807/8805/8802:Diagram1
 B6.7 - DLB - Remote Power Modules (1 RPM n/ Switch Packs):Diagram1
 B6.7 - DLB - Remote Power Modules (1 RPM n/ Switch Packs):Diagram2 - In Cab
 B6.7 - DLB - Remote Power Modules (1 RPM w/ Switch Packs):Diagram2 - In Cab
 L9 - Center Chassis Ground Splice Packs - 8802/8805/8807/8809:Diagram1
 L9 - DLB - Remote Power Modules (1 RPM n/ Switch Packs):Diagram1-Combination1
 Mates 4410F



Name	Terminal Part Number	V-Min	Name	Wire Part Number	Wire CSA	Wire Spec	Wire Material description	Wire Color Description	Wire Length	End2 Terminal Part Number	End2 Pin Name	End2 Connector
2	-	-	ZE10-GR	2643689 R1	1.91	14.0	Std. Wall XLPE Primary Cable	WHITE	3020.0	-	-	-
2	-	-	NT10-GS	2643689 R1	1.91	14.0	Std. Wall XLPE Primary Cable	WHITE	2895.0	-	C	8809
6	-	-	RC20A	2643678 R1	1.16	16.0	Std. Wall XLPE Primary Cable	LIGHT GREEN	3095.0	-	-	-
6	-	-	NT20	2643678 R1	1.16	16.0	Std. Wall XLPE Primary Cable	LIGHT GREEN	4505.0	-	51	1701F

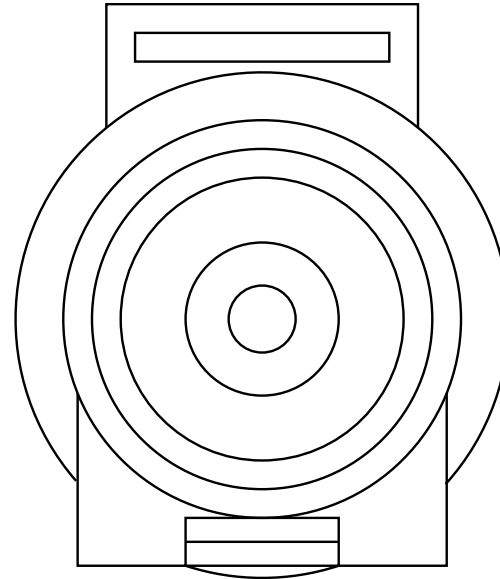
Name	Terminal Part Number	V-Min	Name	Wire Part Number	Wire CSA	Wire Spec	Wire Material description	Wire Color Description	Wire Length	End2 Terminal Part Number	End2 Pin Name	End2 Connector
6	-	-	ZE20	2643678 R1	1.16	16.0	Std. Wall XLPE Primary Cable	LIGHT GREEN	4630.0	-	51	1701F

Connector Name 4410K
 Part Number 3572899C1
 Short Description 2ND AIR SOLENOID 7-PAK
 Instances B6.7 - DLB - Remote Power Modules (1 RPM n/ Switch Packs):Diagram1
 L9 - DLB - Remote Power Modules (1 RPM n/ Switch Packs):Diagram1-Combination1



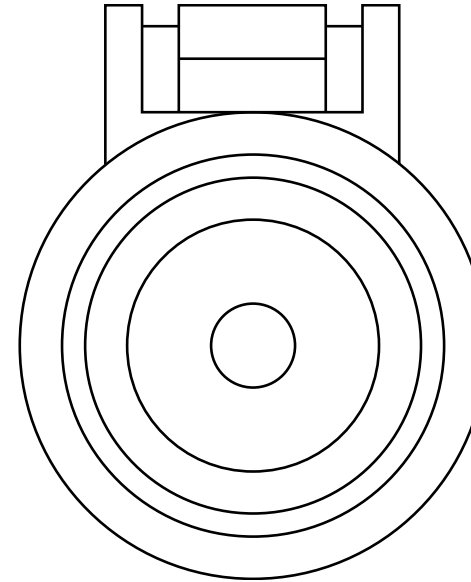
Name	Terminal Part Number	V-Min	Name	Wire Part Number	Wire CSA	Wire Spec	Wire Material description	Wire Color Description	Wire Length	End2 Terminal Part Number	End2 Pin Name	End2 Connector
6	-	-	RS14D	2643760 R1	1.16	16.0	Std. Wall XLPE Primary Cable	RED	2685.0	-	6	4410F

Connector Name 4411F
 Part Number 3517759C1
 Short Description RPM 1 POSITIVE FEED-OUTSIDE CAB
 Instances B6.7 - DLB - Remote Power Modules (1 RPM n/ Switch Packs):Diagram2 - In Cab
 B6.7 - DLB - Remote Power Modules (1 RPM w/ Switch Packs):Diagram2 - In Cab
 Mates 4411M4



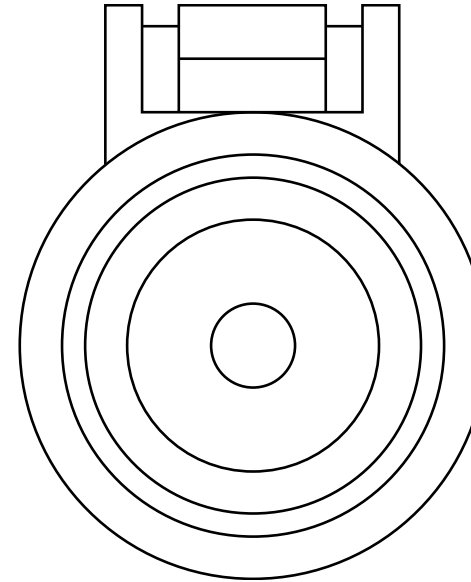
Name	Terminal Part Number	V-Min	Name	Wire Part Number	Wire CSA	Wire Spec	Wire Material description	Wire Color Description	Wire Length	End2 Terminal Part Number	End2 Pin Name	End2 Connector
A	-	-	14	2645953 R1	18.94	4.0	SGX NFLEX 125	RED	3700.0	-	A	4411M

Connector Name 4411M1
 Part Number 3517760C1
 Instances B6.7 - DLB - Remote Power Modules (1 RPM n/ Switch Packs):Diagram1
 B6.7 - DLB - Remote Power Modules (1 RPM w/ Switch Packs):Diagram1
 B6.7 - DLB - Remote Power Modules (2 RPM n/ Switch Pack):Diagram1-Combination1
 B6.7 - DLB - Remote Power Modules (2 RPM w/ Switch Packs):Diagram1-Combination1
 L9 - DLB - Remote Power Modules (1 RPM n/ Switch Packs):Diagram1-Combination1
 L9 - DLB - Remote Power Modules (1 RPM w/ Switch Packs):Diagram1-Combination1
 L9 - DLB - Remote Power Modules (2 RPM n/ Switch Pack):Diagram1-Combination1
 L9 - DLB - Remote Power Modules (2 RPM w/ Switch Packs):Diagram1-Combination1
 Mates MODU-RPM1-2050-01-01A



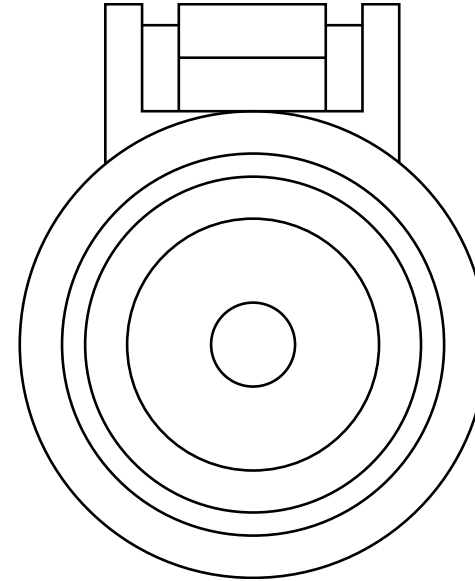
Name	Terminal Part Number	V-Min	Name	Wire Part Number	Wire CSA	Wire Spec	Wire Material description	Wire Color Description	Wire Length	End2 Terminal Part Number	End2 Pin Name	End2 Connector
A	-	-	PB14CY	2644026 R1	18.94	4.0	Std. Wall XLPE Battery Cable	RED	1645.0	-	A	4413F1

Connector Name 4411M2
 Part Number 3517760C1
 Instances B6.7 - DLB - Remote Power Modules (2 RPM n/ Switch Pack):Diagram1-Combination1
 B6.7 - DLB - Remote Power Modules (2 RPM w/ Switch Packs):Diagram1-Combination1
 L9 - DLB - Remote Power Modules (2 RPM n/ Switch Pack):Diagram1-Combination1
 L9 - DLB - Remote Power Modules (2 RPM w/ Switch Packs):Diagram1-Combination1
 Mates MODU-RPM2-2050-01-02A



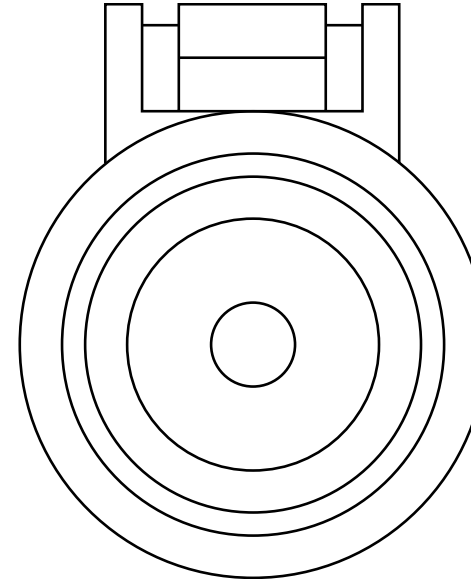
Name	Terminal Part Number	V-Min	Name	Wire Part Number	Wire CSA	Wire Spec	Wire Material description	Wire Color Description	Wire Length	End2 Terminal Part Number	End2 Pin Name	End2 Connector
A	-	-	PC14H	2644026 R1	18.94	4.0	Std. Wall XLPE Battery Cable	RED	1645.0	-	A	4413F2

Connector Name 4411M4
 Part Number 3517760C1
 Short Description REMOTE POWER MODULE POWER FEED 2
 Instances B6.7 - DLB - Remote Power Modules (1 RPM n/ Switch Packs):Diagram2 - In Cab
 B6.7 - DLB - Remote Power Modules (1 RPM w/ Switch Packs):Diagram2 - In Cab
 Mates 4411F



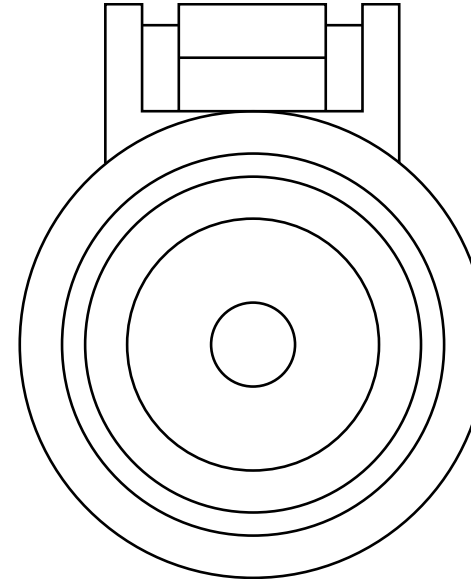
Name	Terminal Part Number	V-Min	Name	Wire Part Number	Wire CSA	Wire Spec	Wire Material description	Wire Color Description	Wire Length	End2 Terminal Part Number	End2 Pin Name	End2 Connector
A	-	-	ZB14CZ	2644026 R1	18.94	4.0	Std. Wall XLPE Battery Cable	RED	2115.0	-	A	4413F1

Connector Name 4411M
 Part Number 3517760C1
 Instances B6.7 - DLB - Remote Power Modules (1 RPM n/ Switch Packs):Diagram2 - In Cab
 B6.7 - DLB - Remote Power Modules (1 RPM w/ Switch Packs):Diagram2 - In Cab



Name	Terminal Part Number	V-Min	Name	Wire Part Number	Wire CSA	Wire Spec	Wire Material description	Wire Color Description	Wire Length	End2 Terminal Part Number	End2 Pin Name	End2 Connector
A	-	-	14	2645953 R1	18.94	4.0	SGX NFLEX 125	RED	3700.0	-	A	4411F

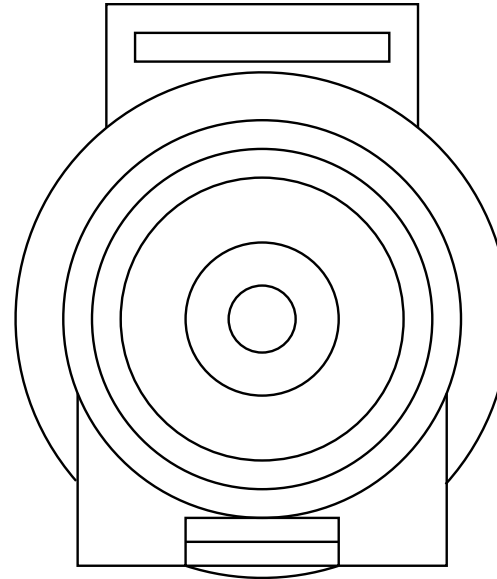
Connector Name 4412M
 Part Number 3517760C1
 Short Description REMOTE POWER MODULE POSITIVE FEED
 Instances
 B6.7 - DLB - Remote Power Modules (1 RPM n/ Switch Packs):Diagram1
 B6.7 - DLB - Remote Power Modules (1 RPM n/ Switch Packs):Diagram2 - In Cab
 B6.7 - DLB - Remote Power Modules (1 RPM w/ Switch Packs):Diagram1
 B6.7 - DLB - Remote Power Modules (1 RPM w/ Switch Packs):Diagram2 - In Cab
 B6.7 - DLB - Remote Power Modules (2 RPM n/ Switch Pack):Diagram1-Combination1
 B6.7 - DLB - Remote Power Modules (2 RPM w/ Switch Packs):Diagram1-Combination1
 L9 - DLB - Remote Power Modules (1 RPM n/ Switch Packs):Diagram1-Combination1
 L9 - DLB - Remote Power Modules (1 RPM w/ Switch Packs):Diagram1-Combination1
 L9 - DLB - Remote Power Modules (2 RPM n/ Switch Pack):Diagram1-Combination1
 L9 - DLB - Remote Power Modules (2 RPM w/ Switch Packs):Diagram1-Combination1



Mates 4413F1

Name	Terminal Part Number	V-Min	Name	Wire Part Number	Wire CSA	Wire Spec	Wire Material description	Wire Color Description	Wire Length	End2 Terminal Part Number	End2 Pin Name	End2 Connector
A	-	-	N14Z	2645255 R1	18.94	4.0	SGX FLEX 125C	RED	300.0	-	-	-

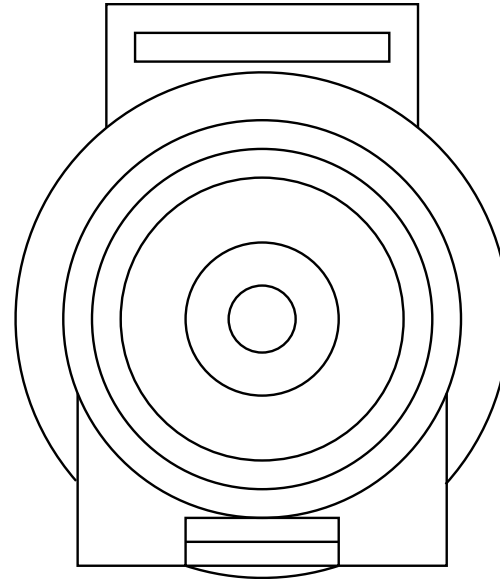
Connector Name 4413F1
 Part Number 3517759C1
 Short Description REMOTE POWER MODULE POSITIVE FEED
 Instances
 B6.7 - DLB - Remote Power Modules (1 RPM n/ Switch Packs):Diagram1
 B6.7 - DLB - Remote Power Modules (1 RPM n/ Switch Packs):Diagram2 - In Cab
 B6.7 - DLB - Remote Power Modules (1 RPM w/ Switch Packs):Diagram1
 B6.7 - DLB - Remote Power Modules (1 RPM w/ Switch Packs):Diagram2 - In Cab
 B6.7 - DLB - Remote Power Modules (2 RPM n/ Switch Pack):Diagram1-Combination1
 B6.7 - DLB - Remote Power Modules (2 RPM w/ Switch Packs):Diagram1-Combination1
 L9 - DLB - Remote Power Modules (1 RPM n/ Switch Packs):Diagram1-Combination1
 L9 - DLB - Remote Power Modules (1 RPM w/ Switch Packs):Diagram1-Combination1
 L9 - DLB - Remote Power Modules (2 RPM n/ Switch Pack):Diagram1-Combination1
 L9 - DLB - Remote Power Modules (2 RPM w/ Switch Packs):Diagram1-Combination1



Mates 4412M

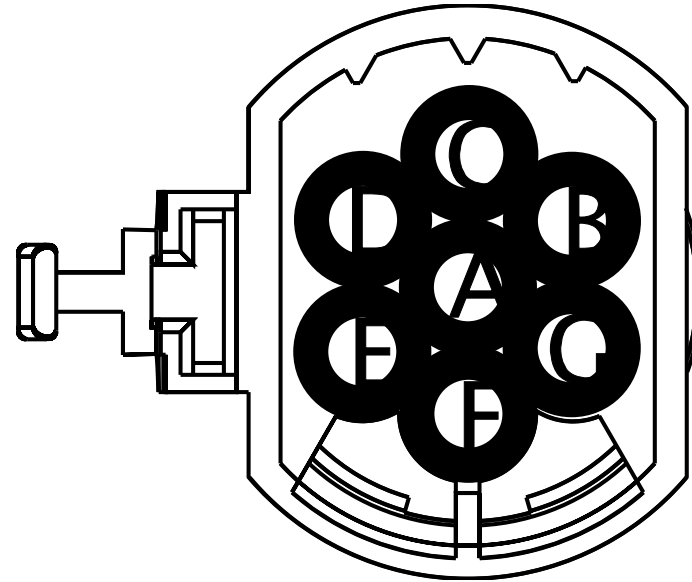
Name	Terminal Part Number	V-Min	Name	Wire Part Number	Wire CSA	Wire Spec	Wire Material description	Wire Color Description	Wire Length	End2 Terminal Part Number	End2 Pin Name	End2 Connector
A	-	-	PB14CY	2644026 R1	18.94	4.0	Std. Wall XLPE Battery Cable	RED	1645.0	-	A	4411M1
A	-	-	ZB14CZ	2644026 R1	18.94	4.0	Std. Wall XLPE Battery Cable	RED	2115.0	-	A	4411M4
A	-	-	ZB14CZ	2644026 R1	18.94	4.0	Std. Wall XLPE Battery Cable	RED	2115.0	-	-	-

Connector Name 4413F2
 Part Number 3517759C1
 Short Description REMOTE POWER MODULE POSITIVE FEED
 Instances
 B6.7 - DLB - Remote Power Modules (2 RPM n/ Switch Pack):Diagram1-Combination1
 B6.7 - DLB - Remote Power Modules (2 RPM w/ Switch Packs):Diagram1-Combination1
 L9 - DLB - Remote Power Modules (2 RPM n/ Switch Pack):Diagram1-Combination1
 L9 - DLB - Remote Power Modules (2 RPM w/ Switch Packs):Diagram1-Combination1
 Mates 4320M



Name	Terminal Part Number	V-Min	Name	Wire Part Number	Wire CSA	Wire Spec	Wire Material description	Wire Color Description	Wire Length	End2 Terminal Part Number	End2 Pin Name	End2 Connector
A	-	-	PC14H	2644026 R1	18.94	4.0	Std. Wall XLPE Battery Cable	RED	1645.0	-	A	4411M2

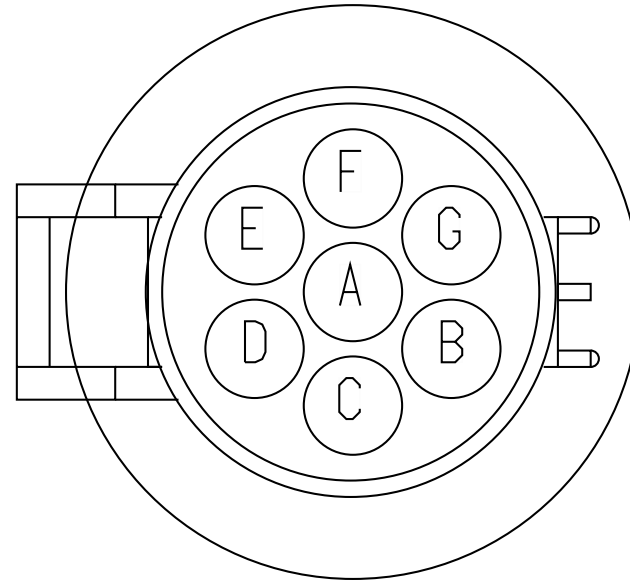
Connector Name 4450AM
 Part Number 2039311C91
 Short Description BODY BUILDER CONNECTION
 Instances B6.7 - Center Chassis Ground Splice Packs - 8809/8807/8805/8802:Diagram1
 L9 - Body Builder Lighting - Combined Turn and Stop Lamps (Automatic):Diagram1-Combination2
 L9 - Body Builder Lighting - Combined Turn and Stop Lamps (Manual) Option2:Diagram1-Combination2
 Mates 4450BF



Name	Terminal Part Number	V-Min	Name	Wire Part Number	Wire CSA	Wire Spec	Wire Material description	Wire Color Description	Wire Length	End2 Terminal Part Number	End2 Pin Name	End2 Connector
A	-	-	PV68BB	2643688 R1	1.91	14.0	Std. Wall XLPE Primary Cable	BROWN	4630.0	-	71	1701F
A	-	-	PV56BC	2643684 R1	1.16	16.0	Std. Wall XLPE Primary Cable	YELLOW 2	4605.0	-	42	1701F
B	-	-	PV57BC	2643678 R1	1.16	16.0	Std. Wall XLPE Primary Cable	LIGHT GREEN	4505.0	-	64	1701F
B	-	-	PV56BB	2643684 R1	1.16	16.0	Std. Wall XLPE Primary Cable	YELLOW 2	4630.0	-	12	1701F

Name	Terminal Part Number	V-Min	Name	Wire Part Number	Wire CSA	Wire Spec	Wire Material description	Wire Color Description	Wire Length	End2 Terminal Part Number	End2 Pin Name	End2 Connector
C	-	-	PV70BB	2643686 R1	1.91	14.0	Std. Wall XLPE Primary Cable	RED	4605.0	-	72	1701F
C	-	-	PV57BB	2643678 R1	1.16	16.0	Std. Wall XLPE Primary Cable	LIGHT GREEN	4630.0	-	63	1701F
D	-	-	PV54BB	2643688 R1	1.91	14.0	Std. Wall XLPE Primary Cable	BROWN	4630.0	-	74	1701F
E	-	-	PV71BB	2643806 R1	1.16	16.0	Std. Wall XLPE Primary Cable	LIGHT BLUE	4630.0	-	73	1701F
G	-	-	PV11-GBB	2643787 R1	3.01	12.0	Std. Wall XLPE Primary Cable	WHITE	1970.0	-	F	8807
G	-	-	PV11-GBB	2643787 R1	3.01	12.0	Std. Wall XLPE Primary Cable	WHITE	1970.0	-	-	-

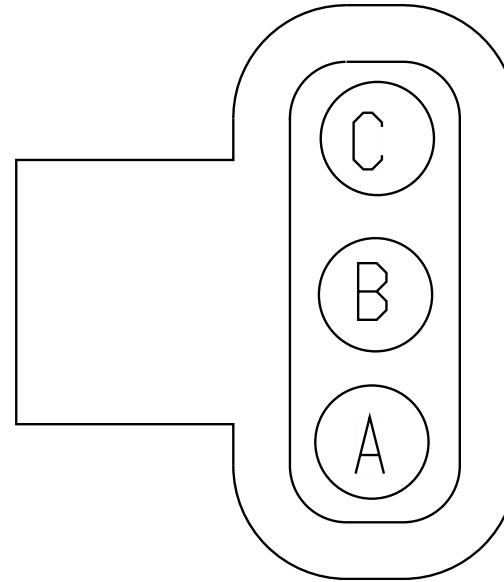
Connector Name 4450BF
 Part Number 2039312C91
 Short Description BODY BUILDER CONNECTION
 Instances B6.7 - Center Chassis Ground Splice Packs - 8809/8807/8805/8802:Diagram1
 L9 - Body Builder Lighting - Combined Turn and Stop Lamps (Automatic):Diagram1-Combination2
 L9 - Body Builder Lighting - Combined Turn and Stop Lamps (Manual) Option2:Diagram1-Combination2
 Mates 4450AM



Name	Terminal Part Number	V-Min	Name	Wire Part Number	Wire CSA	Wire Spec	Wire Material description	Wire Color Description	Wire Length	End2 Terminal Part Number	End2 Pin Name	End2 Connector
A	-	-	RX68BB	2643688 R1	1.91	14.0	Std. Wall XLPE Primary Cable	BROWN	2625.0	-	A	4460BM
A	-	-	RX56BC	2643682 R1	1.16	16.0	Std. Wall XLPE Primary Cable	ORANGE	2625.0	-	A	4450BM
B	-	-	RX56BB	2643682 R1	1.16	16.0	Std. Wall XLPE Primary Cable	ORANGE	2625.0	-	B	4460BM
B	-	-	RX57BC	2643682 R1	1.16	16.0	Std. Wall XLPE Primary Cable	ORANGE	2625.0	-	B	4450BM

Name	Terminal Part Number	V-Min	Name	Wire Part Number	Wire CSA	Wire Spec	Wire Material description	Wire Color Description	Wire Length	End2 Terminal Part Number	End2 Pin Name	End2 Connect or
C	-	-	RX70BB	2643690 R1	1.91	14.0	Std. Wall XLPE Primary Cable	ORANGE	2625.0	-	C	4450BM
C	-	-	RX57BB	2643682 R1	1.16	16.0	Std. Wall XLPE Primary Cable	ORANGE	2625.0	-	C	4460BM
D	-	-	RX58BB	2643688 R1	1.91	14.0	Std. Wall XLPE Primary Cable	BROWN	2625.0	-	D	4460BM
E	-	-	RX71BB	2643682 R1	1.16	16.0	Std. Wall XLPE Primary Cable	ORANGE	2625.0	-	E	4460BM
G	-	-	RX11-GBB	2643787 R1	3.01	12.0	Std. Wall XLPE Primary Cable	WHITE	2625.0	-	-	-
G	-	-	RX11-GBB	2643787 R1	3.01	12.0	Std. Wall XLPE Primary Cable	WHITE	2625.0	-	G	4460BM

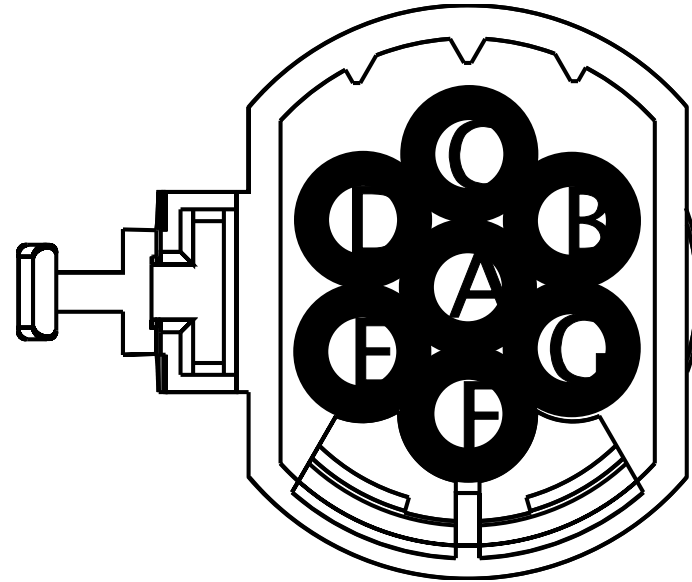
Connector Name 4450BM
 Part Number 1686834C1
 Instances L9 - Body Builder Lighting - Combined Turn and Stop Lamps
 (Automatic):Diagram1-Combination2
 L9 - Body Builder Lighting - Combined Turn and Stop Lamps
 (Manual) Option2:Diagram1-Combination2



Name	Terminal Part Number	V-Min	Name	Wire Part Number	Wire CSA	Wire Spec	Wire Material description	Wire Color Description	Wire Length	End2 Terminal Part Number	End2 Pin Name	End2 Connector
A	-	-	RX56BC	2643682 R1	1.16	16.0	Std. Wall XLPE Primary Cable	ORANGE	2625.0	-	A	4450BF
A	-	-	RX56BC	2643682 R1	1.16	16.0	Std. Wall XLPE Primary Cable	ORANGE	2625.0	-	A	4460BF
B	-	-	RX57BC	2643682 R1	1.16	16.0	Std. Wall XLPE Primary Cable	ORANGE	2625.0	-	B	4450BF
B	-	-	RX57BC	2643682 R1	1.16	16.0	Std. Wall XLPE Primary Cable	ORANGE	2625.0	-	B	4460BF

Name	Terminal Part Number	V-Min	Name	Wire Part Number	Wire CSA	Wire Spec	Wire Material description	Wire Color Description	Wire Length	End2 Terminal Part Number	End2 Pin Name	End2 Connector
C	-	-	RX70BB	2643690 R1	1.91	14.0	Std. Wall XLPE Primary Cable	ORANGE	2625.0	-	C	4450BF
C	-	-	RX70BB	2643690 R1	1.91	14.0	Std. Wall XLPE Primary Cable	ORANGE	2625.0	-	C	4460BF

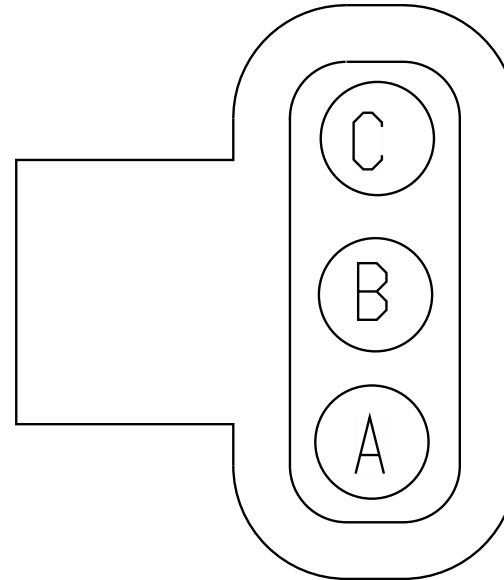
Connector Name 4450M
 Part Number 2039311C91
 Instances L9 - Body Builder Lighting - Combined Turn and Stop Lamps
 (Automatic):Diagram1-Combination1
 L9 - Body Builder Lighting - Combined Turn and Stop Lamps
 (Manual) Option2:Diagram1-Combination1
 Mates CONN-BODY_BUILDER-1036-01- 02A



Name	Terminal Part Number	V-Min	Name	Wire Part Number	Wire CSA	Wire Spec	Wire Material description	Wire Color Description	Wire Length	End2 Terminal Part Number	End2 Pin Name	End2 Connector
A	-	-	ND68BB	2643688 R1	1.91	14.0	Std. Wall XLPE Primary Cable	BROWN	2835.0	-	71	1701F
B	-	-	ND56BB	2643684 R1	1.16	16.0	Std. Wall XLPE Primary Cable	YELLOW 2	2835.0	-	12	1701F
C	-	-	ND57BB	2643678 R1	1.16	16.0	Std. Wall XLPE Primary Cable	LIGHT GREEN	2835.0	-	63	1701F
D	-	-	ND54BB	2643688 R1	1.91	14.0	Std. Wall XLPE Primary Cable	BROWN	2835.0	-	74	1701F

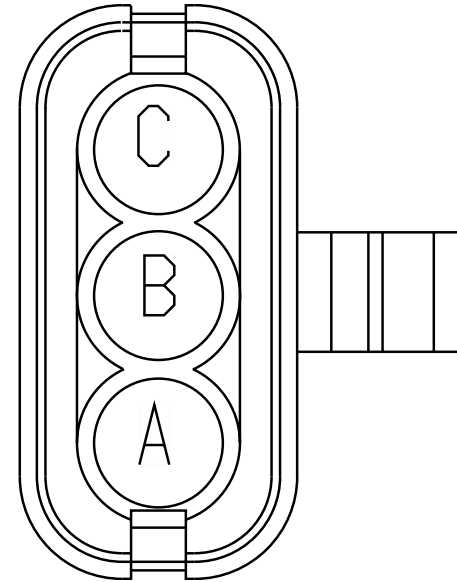
Name	Terminal Part Number	V-Min	Name	Wire Part Number	Wire CSA	Wire Spec	Wire Material description	Wire Color Description	Wire Length	End2 Terminal Part Number	End2 Pin Name	End2 Connector
E	-	-	ND71BB	2643806 R1	1.16	16.0	Std. Wall XLPE Primary Cable	LIGHT BLUE	2835.0	-	73	1701F
G	-	-	ND11-GD	2643787 R1	3.01	12.0	Std. Wall XLPE Primary Cable	WHITE	175.0	-	-	-

Connector Name 4460AM
 Part Number 1686834C1
 Short Description BODY BUILDER TURN/STOP
 Instances L9 - Body Builder Lighting - Combined Turn and Stop Lamps
 (Manual) Option2:Diagram1-Combination2
 Mates 4460BF



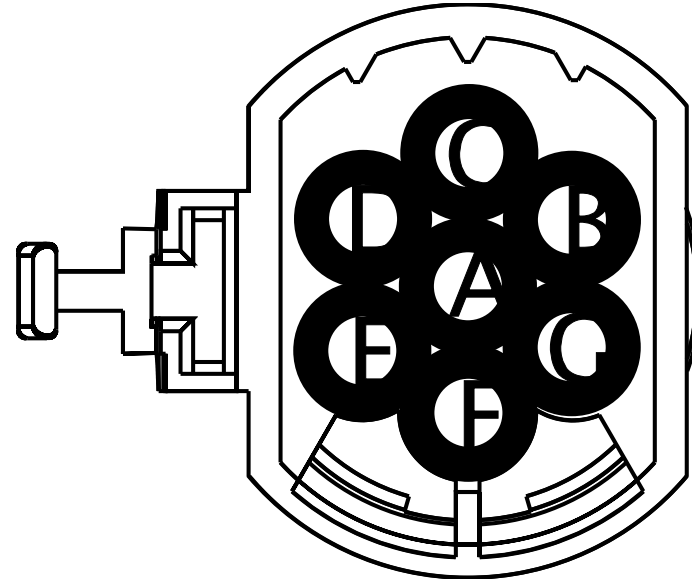
Name	Terminal Part Number	V-Min	Name	Wire Part Number	Wire CSA	Wire Spec	Wire Material description	Wire Color Description	Wire Length	End2 Terminal Part Number	End2 Pin Name	End2 Connector
A	-	-	PV56BC	2643684 R1	1.16	16.0	Std. Wall XLPE Primary Cable	YELLOW 2	4605.0	-	42	1701F
B	-	-	PV57BC	2643678 R1	1.16	16.0	Std. Wall XLPE Primary Cable	LIGHT GREEN	4505.0	-	64	1701F
C	-	-	PV70BB	2643686 R1	1.91	14.0	Std. Wall XLPE Primary Cable	RED	4605.0	-	72	1701F

Connector Name 4460BF
 Part Number 3553961C1
 Short Description BODY BUILDER TURN/STOP
 Instances L9 - Body Builder Lighting - Combined Turn and Stop Lamps
 (Manual) Option2:Diagram1-Combination2
 Mates 4460AM



Name	Terminal Part Number	V-Min	Name	Wire Part Number	Wire CSA	Wire Spec	Wire Material description	Wire Color Description	Wire Length	End2 Terminal Part Number	End2 Pin Name	End2 Connector
A	-	-	RX56BC	2643682 R1	1.16	16.0	Std. Wall XLPE Primary Cable	ORANGE	2625.0	-	A	4450BM
B	-	-	RX57BC	2643682 R1	1.16	16.0	Std. Wall XLPE Primary Cable	ORANGE	2625.0	-	B	4450BM
C	-	-	RX70BB	2643690 R1	1.91	14.0	Std. Wall XLPE Primary Cable	ORANGE	2625.0	-	C	4450BM

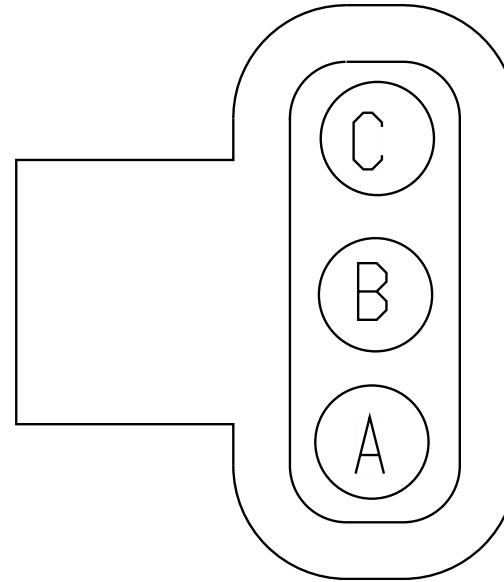
Connector Name 4460BM
 Part Number 2039311C91
 Instances L9 - Body Builder Lighting - Combined Turn and Stop Lamps
 (Automatic):Diagram1-Combination2
 L9 - Body Builder Lighting - Combined Turn and Stop Lamps
 (Manual) Option2:Diagram1-Combination2



Name	Terminal Part Number	V-Min	Name	Wire Part Number	Wire CSA	Wire Spec	Wire Material description	Wire Color Description	Wire Length	End2 Terminal Part Number	End2 Pin Name	End2 Connector
A	-	-	RX68BB	2643688 R1	1.91	14.0	Std. Wall XLPE Primary Cable	BROWN	2625.0	-	A	4450BF
B	-	-	RX56BB	2643682 R1	1.16	16.0	Std. Wall XLPE Primary Cable	ORANGE	2625.0	-	B	4450BF
C	-	-	RX57BB	2643682 R1	1.16	16.0	Std. Wall XLPE Primary Cable	ORANGE	2625.0	-	C	4450BF
D	-	-	RX58BB	2643688 R1	1.91	14.0	Std. Wall XLPE Primary Cable	BROWN	2625.0	-	D	4450BF

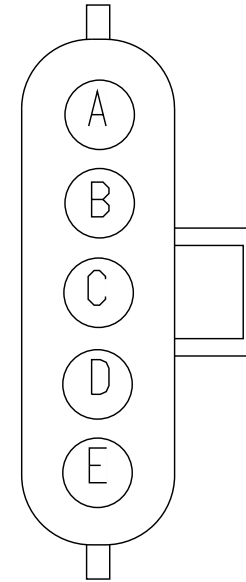
Name	Terminal Part Number	V-Min	Name	Wire Part Number	Wire CSA	Wire Spec	Wire Material description	Wire Color Description	Wire Length	End2 Terminal Part Number	End2 Pin Name	End2 Connector
E	-	-	RX71BB	2643682 R1	1.16	16.0	Std. Wall XLPE Primary Cable	ORANGE	2625.0	-	E	4450BF
G	-	-	RX11-GBB	2643787 R1	3.01	12.0	Std. Wall XLPE Primary Cable	WHITE	2625.0	-	G	4450BF

Connector Name 4460M
 Part Number 1686834C1
 Instances L9 - Body Builder Lighting - Combined Turn and Stop Lamps
 (Automatic):Diagram1-Combination1
 L9 - Body Builder Lighting - Combined Turn and Stop Lamps
 (Manual) Option2:Diagram1-Combination1
 Mates CONN-BB_TURN_STOP-1036-01- 02A



Name	Terminal Part Number	V-Min	Name	Wire Part Number	Wire CSA	Wire Spec	Wire Material description	Wire Color Description	Wire Length	End2 Terminal Part Number	End2 Pin Name	End2 Connector
A	-	-	ND56BC	2643684 R1	1.16	16.0	Std. Wall XLPE Primary Cable	YELLOW 2	2835.0	-	42	1701F
B	-	-	ND57BC	2643678 R1	1.16	16.0	Std. Wall XLPE Primary Cable	LIGHT GREEN	2735.0	-	64	1701F
C	-	-	ND70BB	2643686 R1	1.91	14.0	Std. Wall XLPE Primary Cable	RED	2735.0	-	72	1701F

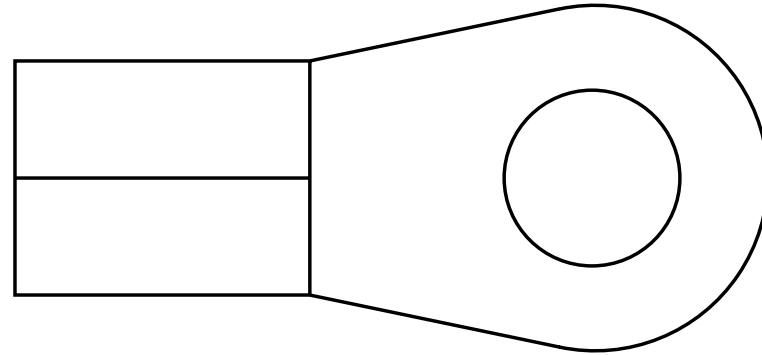
Connector Name 4500
 Part Number 1661375C2
 Instances B6.7 - Rear Light (Tail Light):Diagram1
 B6.7 - Windshield Wipers:Diagram1
 Mates LT-RS_TAIL_ASSY-1002-02-01A



Name	Terminal Part Number	V-Min	Name	Wire Part Number	Wire CSA	Wire Spec	Wire Material description	Wire Color Description	Wire Length	End2 Terminal Part Number	End2 Pin Name	End2 Connector
A	-	-	AA82DJ	3510312 R1	1.16	16.0	Thin Wall XLPE Primary Cable	GREY	2080.0	-	74	1703F
B	-	-	AA82JJ	3510312 R1	1.16	16.0	Thin Wall XLPE Primary Cable	GREY	2080.0	-	72	1703F
C	-	-	AA82-GJ	3510312 R1	1.16	16.0	Thin Wall XLPE Primary Cable	GREY	2080.0	-	8	1703F
D	-	-	AA82KJ	3510312 R1	1.16	16.0	Thin Wall XLPE Primary Cable	GREY	2080.0	-	69	1703F

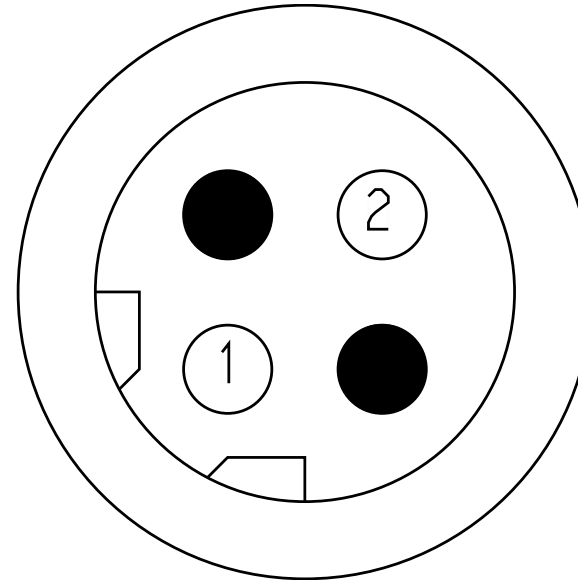
Name	Terminal Part Number	V-Min	Name	Wire Part Number	Wire CSA	Wire Spec	Wire Material description	Wire Color Description	Wire Length	End2 Terminal Part Number	End2 Pin Name	End2 Connector
D	-	-	68A	2643688 R1	1.91	14.0	Std. Wall XLPE Primary Cable	BROWN	550.0	-	X	-
D	-	-	68B	2643688 R1	1.91	14.0	Std. Wall XLPE Primary Cable	BROWN	1200.0	-	X	-
E	-	-	AA82LJ	3510312 R1	1.16	16.0	Thin Wall XLPE Primary Cable	GREY	2080.0	-	70	1703F
E	-	-	10-GB	2643689 R1	1.91	14.0	Std. Wall XLPE Primary Cable	WHITE	1200.0	-	X	-
E	-	-	10-GA	2643689 R1	1.91	14.0	Std. Wall XLPE Primary Cable	WHITE	550.0	-	X	-

Connector Name 4800
 Part Number 373756C2
 Instances B6.7 - Underhood PDM:PDM - UNDERHOOD
 L9 - Underhood PDM:PDM - UNDERHOOD
 Mates UNDERHOOD PDM



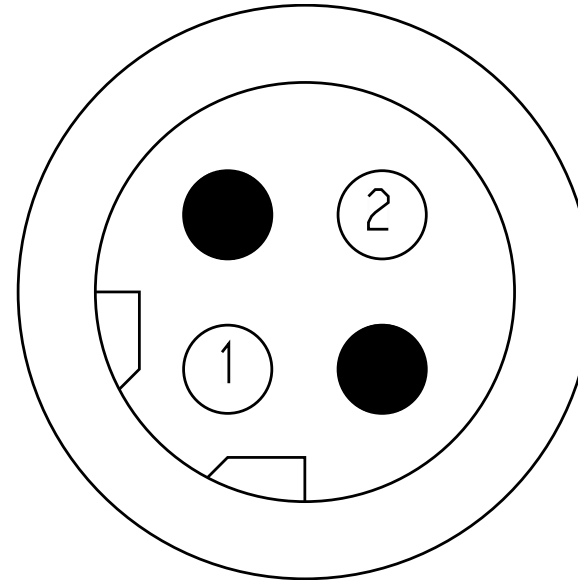
Name	Terminal Part Number	V-Min	Name	Wire Part Number	Wire CSA	Wire Spec	Wire Material description	Wire Color Description	Wire Length	End2 Terminal Part Number	End2 Pin Name	End2 Connector
A	-	-	HZ14-FL	3961608 R1	7.48	8.0	FUSEABLE LINK	LIGHT BLUE	150.0	-	X	-
A	-	-	MG14L	2643698 R1	4.81	10.0	Std. Wall XLPE Primary Cable	RED	350.0	-	-	-

Connector Name 4950
 Part Number 3678796C1
 Instances L9 - Traction Control Bendix:Diagram1
 Mates SOL-TCV_BENDIX-3033-01-01A



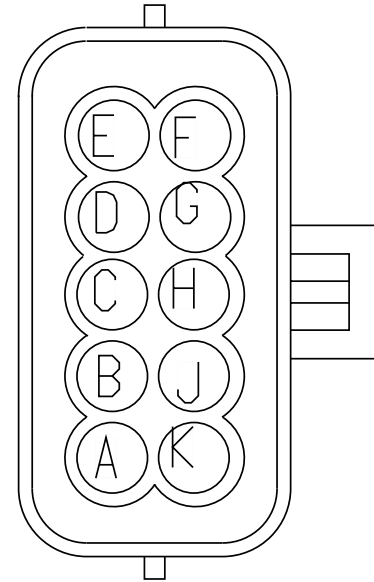
Name	Terminal Part Number	V-Min	Name	Wire Part Number	Wire CSA	Wire Spec	Wire Material description	Wire Color Description	Wire Length	End2 Terminal Part Number	End2 Pin Name	End2 Connector
1	-	-	RD94BE	3510336 R1	1.16	16.0	Thin Wall XLPE Primary Cable	YELLOW 2	410.0	-	24	9800
2	-	-	RD94BD	3510306 R1	1.16	16.0	Thin Wall XLPE Primary Cable	BROWN	410.0	-	23	9800

Connector Name 4952
 Part Number 3678796C1
 Instances B6.7 - Traction Control Bendix:Diagram1-Combination2



Name	Terminal Part Number	V-Min	Name	Wire Part Number	Wire CSA	Wire Spec	Wire Material description	Wire Color Description	Wire Length	End2 Terminal Part Number	End2 Pin Name	End2 Connector
1	-	-	UD94BE	3510336 R1	1.16	16.0	Thin Wall XLPE Primary Cable	YELLOW 2	1865.0	-	24	9800
2	-	-	UD94BD	3510306 R1	1.16	16.0	Thin Wall XLPE Primary Cable	BROWN	1865.0	-	23	9800

Connector Name 5010
 Part Number 3538634C1
 Instances Mirrors (Heated):Diagram1
 Mirrors (Power) Control Switch Actuated:Diagram1-Combination1
 Mirrors (Power) Control Switch Actuated:Diagram1-Combination2
 Mirrors (Power) Door Pod Actuated:Diagram1
 Mates MODU-PS-MIRROR-1019-01-01A

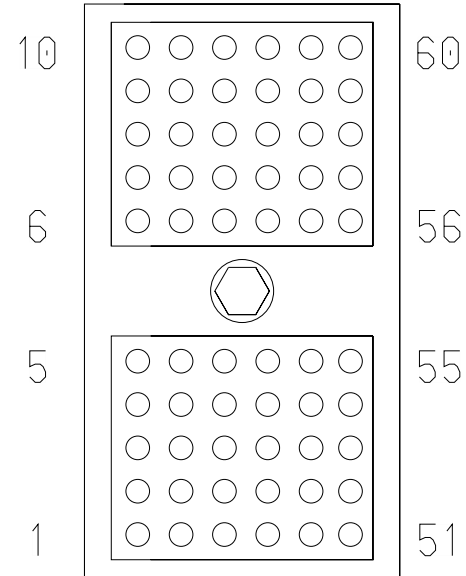


Name	Terminal Part Number	V-Min	Name	Wire Part Number	Wire CSA	Wire Spec	Wire Material description	Wire Color Description	Wire Length	End2 Terminal Part Number	End2 Pin Name	End2 Connector
A	-	-	FK78E	3510299 R1	0.79	18.0	Thin Wall XLPE Primary Cable	LIGHT GREEN	980.0	-	E	3000M
A	-	-	EJ78R	3510298 R1	0.53	20.0	Thin Wall XLPE Primary Cable	LIGHT GREEN	1120.0	-	B3	100
A	-	-	EK78CA	3510298 R1	0.53	20.0	Thin Wall XLPE Primary Cable	LIGHT GREEN	1015.0	-	B3	254M
A	-	-	FB78G	2643671 R1	0.79	18.0	Std. Wall XLPE Primary Cable	LIGHT GREEN	1130.0	-	5	1032F

Name	Terminal Part Number	V-Min	Name	Wire Part Number	Wire CSA	Wire Spec	Wire Material description	Wire Color Description	Wire Length	End2 Terminal Part Number	End2 Pin Name	End2 Connector
A	-	-	EB78G	2643671 R1	0.79	18.0	Std. Wall XLPE Primary Cable	LIGHT GREEN	1130.0	-	5	1032F
B	-	-	FJ78D	3510299 R1	0.79	18.0	Thin Wall XLPE Primary Cable	LIGHT GREEN	980.0	-	D	3000M
B	-	-	FK78D	3510299 R1	0.79	18.0	Thin Wall XLPE Primary Cable	LIGHT GREEN	980.0	-	D	3000M
B	-	-	EJ78J	3510298 R1	0.53	20.0	Thin Wall XLPE Primary Cable	LIGHT GREEN	1120.0	-	B1	100
B	-	-	EK78JA	3510298 R1	0.53	20.0	Thin Wall XLPE Primary Cable	LIGHT GREEN	1015.0	-	B1	254M
B	-	-	EB78C	2643671 R1	0.79	18.0	Std. Wall XLPE Primary Cable	LIGHT GREEN	1130.0	-	4	1032F
B	-	-	FB78C	2643671 R1	0.79	18.0	Std. Wall XLPE Primary Cable	LIGHT GREEN	1130.0	-	4	1032F
F	-	-	FK78F	2643671 R1	0.79	18.0	Std. Wall XLPE Primary Cable	LIGHT GREEN	980.0	-	F	3000M

Name	Terminal Part Number	V-Min	Name	Wire Part Number	Wire CSA	Wire Spec	Wire Material description	Wire Color Description	Wire Length	End2 Terminal Part Number	End2 Pin Name	End2 Connector
F	-	-	EJ78FB	2643761 R1	0.53	20.0	Std. Wall XLPE Primary Cable	LIGHT GREEN	650.0	-	X	-
F	-	-	EK78MK	3510298 R1	0.53	20.0	Thin Wall XLPE Primary Cable	LIGHT GREEN	840.0	-	X	-
F	-	-	FB78H	3510334 R1	0.53	20.0	Thin Wall XLPE Primary Cable	YELLOW 2	1130.0	-	6	1032F
F	-	-	EB78H	3510334 R1	0.53	20.0	Thin Wall XLPE Primary Cable	YELLOW 2	1130.0	-	6	1032F
G	-	-	EA78AA	3510300 R1	1.16	16.0	Thin Wall XLPE Primary Cable	LIGHT GREEN	1130.0	-	1	1032F
G	-	-	FA78AA	3510300 R1	1.16	16.0	Thin Wall XLPE Primary Cable	LIGHT GREEN	1130.0	-	1	1032F
H	-	-	EA78-GF	3510360 R1	1.16	16.0	Thin Wall XLPE Primary Cable	WHITE	1130.0	-	8	1032F
H	-	-	FA78-GF	3510360 R1	1.16	16.0	Thin Wall XLPE Primary Cable	WHITE	1130.0	-	8	1032F

Connector Name 6000
 Part Number 3614601C1
 Instances B6.7 - CAN Layout:Powertrain Standard J1939 (500Kbps)
 B6.7 - Cooling Fan Control Two-Speed:Diagram1
 B6.7 - Engine (Control) [Cummins Euro]:Diagram1- Base
 B6.7 - Engine (Control) [Cummins Euro]:Diagram2-Inputs
 B6.7 - Engine (Control) [Cummins Euro]:Diagram3-Outputs
 B6.7 - Selective Catalytic Reduction (SCR) - (Euro 4/ Euro 5):Diagram1
 B6.7 - Starting Aid (Grid Heater):Diagram1
 L9 - Selective Catalytic Reduction (SCR) - (Euro 4/ Euro 5):Diagram1
 Mates MODU-ECM-A001-10-03A



Name	Terminal Part Number	V-Min	Name	Wire Part Number	Wire CSA	Wire Spec	Wire Material description	Wire Color Description	Wire Length	End2 Terminal Part Number	End2 Pin Name	End2 Connect or
1	-	-	-	-	-	-	-	-	-	-	-	-
1	-	-	WIRE735170	-	0.0	-	-	-	0.0	-	PIN1	-
8	-	-	KR97D	3510347R1	0.79	18.0	Thin Wall XLPE Primary Cable	VIOLET	1340.0	-	-	-
9	-	-	VK95C	3510330R1	1.16	16.0	Thin Wall XLPE Primary Cable	TAN	2810.0	-	6	670
9	-	-	VK95C	3510330R1	1.16	16.0	Thin Wall XLPE Primary Cable	TAN	2810.0	-	-	-

Name	Terminal Part Number	V-Min	Name	Wire Part Number	Wire CSA	Wire Spec	Wire Material description	Wire Color Description	Wire Length	End2 Terminal Part Number	End2 Pin Name	End2 Connector
12	-	-	KR48	3510311 R1	0.79	18.0	Thin Wall XLPE Primary Cable	GREY	1340.0	-	-	-
14	-	-	VK95AB	3510329 R1	0.79	18.0	Thin Wall XLPE Primary Cable	TAN	2460.0	-	11	674
14	-	-	VK95AB	3510329 R1	0.79	18.0	Thin Wall XLPE Primary Cable	TAN	2460.0	-	-	-
16	-	-	KR97B	3510347 R1	0.79	18.0	Thin Wall XLPE Primary Cable	VIOLET	1340.0	-	-	-
18	-	-	KR97C	3510347 R1	0.79	18.0	Thin Wall XLPE Primary Cable	VIOLET	1340.0	-	-	-
19	-	-	KR97	3510347 R1	0.79	18.0	Thin Wall XLPE Primary Cable	VIOLET	1340.0	-	-	-
21	-	-	-	-	-	-	-	-	-	-	-	-
21	-	-	WIRE735 164	-	0.0	-	-	-	0.0	-	PIN1	-
22	-	-	KA9	3510311 R1	0.79	18.0	Thin Wall XLPE Primary Cable	GREY	770.0	-	-	-
23	-	-	BA47A	3510311 R1	0.79	18.0	Thin Wall XLPE Primary Cable	GREY	2560.0	-	-	-

Name	Terminal Part Number	V-Min	Name	Wire Part Number	Wire CSA	Wire Spec	Wire Material description	Wire Color Description	Wire Length	End2 Terminal Part Number	End2 Pin Name	End2 Connector
23	-	-	KM47C	3510311 R1	0.79	18.0	Thin Wall XLPE Primary Cable	GREY	1960.0	-	-	-
25	-	-	KA99M	3510347 R1	0.79	18.0	Thin Wall XLPE Primary Cable	VIOLET	975.0	-	-	-
26	-	-	KA6	3510311 R1	0.79	18.0	Thin Wall XLPE Primary Cable	GREY	680.0	-	-	-
27	-	-	KA6B	3510311 R1	0.79	18.0	Thin Wall XLPE Primary Cable	GREY	975.0	-	-	-
28	-	-	KA99-G1	3510347 R1	0.79	18.0	Thin Wall XLPE Primary Cable	VIOLET	975.0	-	-	-
30	-	-	KR97A	3510347 R1	0.79	18.0	Thin Wall XLPE Primary Cable	VIOLET	1340.0	-	-	-
32	-	-	KA23-G1	3510329 R1	0.79	18.0	Thin Wall XLPE Primary Cable	TAN	680.0	-	-	-
33	-	-	BA47	3510311 R1	0.79	18.0	Thin Wall XLPE Primary Cable	GREY	2560.0	-	-	-

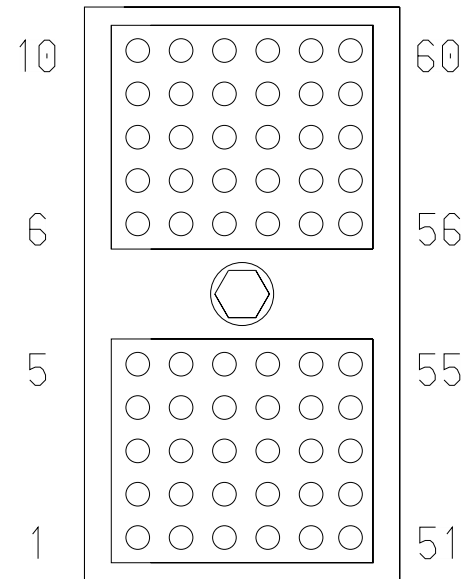
Name	Terminal Part Number	V-Min	Name	Wire Part Number	Wire CSA	Wire Spec	Wire Material description	Wire Color Description	Wire Length	End2 Terminal Part Number	End2 Pin Name	End2 Connector
33	-	-	KM47B	3510311 R1	0.79	18.0	Thin Wall XLPE Primary Cable	GREY	1960.0	-	-	-
35	-	-	KA99B	3510347 R1	0.79	18.0	Thin Wall XLPE Primary Cable	VIOLET	975.0	-	-	-
37	-	-	KR99A	3510347 R1	0.79	18.0	Thin Wall XLPE Primary Cable	VIOLET	1340.0	-	-	-
38	-	-	KZ9-G	3510312 R1	1.16	16.0	Thin Wall XLPE Primary Cable	GREY	635.0	-	X	-
38	-	-	KY9-G	3510312 R1	1.16	16.0	Thin Wall XLPE Primary Cable	GREY	635.0	-	X	-
38	-	-	KE9-G	3510312 R1	1.16	16.0	Thin Wall XLPE Primary Cable	GREY	635.0	-	X	-
38	-	-	KL9-G	3510312 R1	1.16	16.0	Thin Wall XLPE Primary Cable	GREY	635.0	-	X	-
40	-	-	VK41	3510329 R1	0.79	18.0	Thin Wall XLPE Primary Cable	TAN	1245.0	-	-	-

Name	Terminal Part Number	V-Min	Name	Wire Part Number	Wire CSA	Wire Spec	Wire Material description	Wire Color Description	Wire Length	End2 Terminal Part Number	End2 Pin Name	End2 Connector
40	-	-	VM41	3510329 R1	0.79	18.0	Thin Wall XLPE Primary Cable	TAN	1245.0	-	-	-
41	-	-	KR9A	3510311 R1	0.79	18.0	Thin Wall XLPE Primary Cable	GREY	1340.0	-	-	-
44	-	-	KA18R	3510323 R1	0.79	18.0	Thin Wall XLPE Primary Cable	PINK	1040.0	-	A	2001
44	-	-	KA18R	3510323 R1	0.79	18.0	Thin Wall XLPE Primary Cable	PINK	1040.0	-	-	-
45	-	-	KA13	3510324 R1	1.16	16.0	Thin Wall XLPE Primary Cable	PINK	975.0	-	37	1702
48	-	-	VK95AH	3510330 R1	1.16	16.0	Thin Wall XLPE Primary Cable	TAN	840.0	-	X	-
50	-	-	VK95B	3510330 R1	1.16	16.0	Thin Wall XLPE Primary Cable	TAN	2810.0	-	4	670
50	-	-	VK95B	3510330 R1	1.16	16.0	Thin Wall XLPE Primary Cable	TAN	2810.0	-	-	-

Name	Terminal Part Number	V-Min	Name	Wire Part Number	Wire CSA	Wire Spec	Wire Material description	Wire Color Description	Wire Length	End2 Terminal Part Number	End2 Pin Name	End2 Connector
52	-	-	AC23	3510329 R1	0.79	18.0	Thin Wall XLPE Primary Cable	TAN	1090.0	-	A	K18_600
52	-	-	AC23	3510329 R1	0.79	18.0	Thin Wall XLPE Primary Cable	TAN	1090.0	-	-	-
54	-	-	KA18	3510323 R1	0.79	18.0	Thin Wall XLPE Primary Cable	PINK	1040.0	-	A	2000
54	-	-	KA18	3510323 R1	0.79	18.0	Thin Wall XLPE Primary Cable	PINK	1040.0	-	-	-
55	-	-	EB24	3510311 R1	0.79	18.0	Thin Wall XLPE Primary Cable	GREY	3240.0	-	-	-
58	-	-	VK95AF	3510330 R1	1.16	16.0	Thin Wall XLPE Primary Cable	TAN	1240.0	-	X	-
60	-	-	KY34A	3510329 R1	0.79	18.0	Thin Wall XLPE Primary Cable	TAN	950.0	-	-	-
60	-	-	KZ34A	3510329 R1	0.79	18.0	Thin Wall XLPE Primary Cable	TAN	950.0	-	-	-

Name	Terminal Part Number	V-Min	Name	Wire Part Number	Wire CSA	Wire Spec	Wire Material description	Wire Color Description	Wire Length	End2 Terminal Part Number	End2 Pin Name	End2 Connector
60	-	-	KE34	3510329 R1	0.79	18.0	Thin Wall XLPE Primary Cable	TAN	1600.0	-	-	-
60	-	-	KL34	3510329 R1	0.79	18.0	Thin Wall XLPE Primary Cable	TAN	1600.0	-	-	-

Connector Name 6000
Part Number 3614601C1
Instances Ambient Air Temperature:Diagram1
Coolant Level Monitoring (No CLA Module):Diagram1
Crank Inhibit (with ECM --> BCM ONLY):Diagram1
L9 - Adjustable Engine Speed Control (PTO) 4-pin:Diagram1
L9 - Adjustable Engine Speed Control (PTO) 10-pin:Diagram1-Combination1
L9 - Adjustable Engine Speed Control (PTO) 10-pin:Diagram1-Combination2
L9 - CAN Layout:Euro 5 Powertrain Standard J1939 (250Kbps)
L9 - Coolant Temperature Monitoring:Diagram1
L9 - Cooling Fan Control Two-Speed:Diagram1
L9 - Economy Monitor:Diagram1
L9 - Engine (Control) [Cummins Euro]:Diagram1- Base
L9 - Engine (Control) [Cummins Euro]:Diagram2-Inputs
L9 - Engine (Control) [Cummins Euro]:Diagram3-Outputs
L9 - Engine Oil Level Monitoring:Diagram1
L9 - Engine Oil Pressure:Diagram1
L9 - Engine Oil Temperature NA MUX:Diagram1
L9 - Engine Oil Temperature NA MUX AUX Gauge:Diagram1
L9 - Engine Speed (Tachometer):Diagram1
L9 - Engine Usage Monitoring (Base) NA:Diagram1
L9 - Engine Warning MUX:Diagram1
L9 - GEN IV Cluster:Diagram1
L9 - Odometer (via BCM/EGC):Diagram1
L9 - PTO (Fuel and Hours):Diagram1
L9 - Starting Aid (Grid Heater):Diagram1
L9 - Theft Deterrent (Without additional relay):Diagram1
L9 - Transmission Power Take Off (Single PTO W/ RPM and Auto Trans):Diagram1
L9 - Transmission Power Take Off (Single PTO W/ RPM and Manual Trans):Diagram1
L9 - Trip Odometer (w/ECM & TCM):Diagram1
L9 - Trip Odometer (w/ECM):Diagram1
L9 - Up Shift Indicator NA:Diagram1
L9 - Vehicle Speed Limit Override:Diagram1
Trip Odometer (w/VID):Diagram1
Vehicle Acceleration (w/ Two PWR Two GND & Two STS):Diagram1
Vehicle Speedometer System (Automatic XMSN) NA:Diagram1
Vehicle Speedometer System (Manual XMSN) NA:Diagram1
Mates MODU-ECM-A001-10-03A



Name	Terminal Part Number	V-Min	Name	Wire Part Number	Wire CSA	Wire Spec	Wire Material description	Wire Color Description	Wire Length	End2 Terminal Part Number	End2 Pin Name	End2 Connector
1	-	-	-	-	-	-	-	-	-	-	-	-
1	-	-	WIRE735170	-	0.0	-	-	-	0.0	-	PIN1	-
8	-	-	KR97D	3510347R1	0.79	18.0	Thin Wall XLPE Primary Cable	VIOLET	1340.0	-	-	-
9	-	-	VK95C	3510330R1	1.16	16.0	Thin Wall XLPE Primary Cable	TAN	2810.0	-	-	-
12	-	-	KR48	3510311R1	0.79	18.0	Thin Wall XLPE Primary Cable	GREY	1340.0	-	-	-
14	-	-	VK95AB	3510329R1	0.79	18.0	Thin Wall XLPE Primary Cable	TAN	2460.0	-	-	-
16	-	-	KR97B	3510347R1	0.79	18.0	Thin Wall XLPE Primary Cable	VIOLET	1340.0	-	-	-
18	-	-	KR97C	3510347R1	0.79	18.0	Thin Wall XLPE Primary Cable	VIOLET	1340.0	-	-	-
19	-	-	KR97	3510347R1	0.79	18.0	Thin Wall XLPE Primary Cable	VIOLET	1340.0	-	-	-
21	-	-	-	-	-	-	-	-	-	-	-	-
21	-	-	WIRE735164	-	0.0	-	-	-	0.0	-	PIN1	-

Name	Terminal Part Number	V-Min	Name	Wire Part Number	Wire CSA	Wire Spec	Wire Material description	Wire Color Description	Wire Length	End2 Terminal Part Number	End2 Pin Name	End2 Connector
22	-	-	KA9	3510311 R1	0.79	18.0	Thin Wall XLPE Primary Cable	GREY	770.0	-	-	-
22	-	-	-	-	-	-	-	-	-	-	-	-
23	-	-	KM47C	3510311 R1	0.79	18.0	Thin Wall XLPE Primary Cable	GREY	1960.0	-	-	-
23	-	-	BA47A	3510311 R1	0.79	18.0	Thin Wall XLPE Primary Cable	GREY	2560.0	-	-	-
23	-	-	KM47C	3510311 R1	0.79	18.0	Thin Wall XLPE Primary Cable	GREY	1960.0	-	B	7600
25	-	-	KA99M	3510347 R1	0.79	18.0	Thin Wall XLPE Primary Cable	VIOLET	975.0	-	-	-
25	-	-	KA99M	3510347 R1	0.79	18.0	Thin Wall XLPE Primary Cable	VIOLET	975.0	-	33	1702
26	-	-	KA6	3510311 R1	0.79	18.0	Thin Wall XLPE Primary Cable	GREY	680.0	-	-	-
27	-	-	KA6B	3510311 R1	0.79	18.0	Thin Wall XLPE Primary Cable	GREY	975.0	-	-	-

Name	Terminal Part Number	V-Min	Name	Wire Part Number	Wire CSA	Wire Spec	Wire Material description	Wire Color Description	Wire Length	End2 Terminal Part Number	End2 Pin Name	End2 Connector
27	-	-	KA6B	3510311 R1	0.79	18.0	Thin Wall XLPE Primary Cable	GREY	975.0	-	22	1702
28	-	-	KA99-G1	3510347 R1	0.79	18.0	Thin Wall XLPE Primary Cable	VIOLET	975.0	-	-	-
28	-	-	KA99-G1	3510347 R1	0.79	18.0	Thin Wall XLPE Primary Cable	VIOLET	975.0	-	23	1702
30	-	-	KR97A	3510347 R1	0.79	18.0	Thin Wall XLPE Primary Cable	VIOLET	1340.0	-	-	-
32	-	-	KA23-G1	3510329 R1	0.79	18.0	Thin Wall XLPE Primary Cable	TAN	680.0	-	-	-
33	-	-	BA47	3510311 R1	0.79	18.0	Thin Wall XLPE Primary Cable	GREY	2560.0	-	-	-
33	-	-	KM47B	3510311 R1	0.79	18.0	Thin Wall XLPE Primary Cable	GREY	1960.0	-	-	-
33	-	-	KM47B	3510311 R1	0.79	18.0	Thin Wall XLPE Primary Cable	GREY	1960.0	-	A	7600

Name	Terminal Part Number	V-Min	Name	Wire Part Number	Wire CSA	Wire Spec	Wire Material description	Wire Color Description	Wire Length	End2 Terminal Part Number	End2 Pin Name	End2 Connector
35	-	-	KA99B	3510347 R1	0.79	18.0	Thin Wall XLPE Primary Cable	VIOLET	975.0	-	-	-
35	-	-	KA99B	3510347 R1	0.79	18.0	Thin Wall XLPE Primary Cable	VIOLET	975.0	-	28	1702
37	-	-	KR99A	3510347 R1	0.79	18.0	Thin Wall XLPE Primary Cable	VIOLET	1340.0	-	-	-
38	-	-	KZ9-G	3510312 R1	1.16	16.0	Thin Wall XLPE Primary Cable	GREY	635.0	-	X	-
38	-	-	KL9-G	3510312 R1	1.16	16.0	Thin Wall XLPE Primary Cable	GREY	635.0	-	X	-
38	-	-	KE9-G	3510312 R1	1.16	16.0	Thin Wall XLPE Primary Cable	GREY	635.0	-	-	-
38	-	-	KY9-G	3510312 R1	1.16	16.0	Thin Wall XLPE Primary Cable	GREY	635.0	-	X	-
38	-	-	KE9-G	3510312 R1	1.16	16.0	Thin Wall XLPE Primary Cable	GREY	635.0	-	X	-

Name	Terminal Part Number	V-Min	Name	Wire Part Number	Wire CSA	Wire Spec	Wire Material description	Wire Color Description	Wire Length	End2 Terminal Part Number	End2 Pin Name	End2 Connector
40	-	-	VK41	3510329 R1	0.79	18.0	Thin Wall XLPE Primary Cable	TAN	1245.0	-	-	-
40	-	-	VM41	3510329 R1	0.79	18.0	Thin Wall XLPE Primary Cable	TAN	1245.0	-	-	-
40	-	-	KA17	3510323 R1	0.79	18.0	Thin Wall XLPE Primary Cable	PINK	1120.0	-	-	-
40	-	-	VK41	3510329 R1	0.79	18.0	Thin Wall XLPE Primary Cable	TAN	1245.0	-	3	4060
40	-	-	VM41	3510329 R1	0.79	18.0	Thin Wall XLPE Primary Cable	TAN	1245.0	-	3	4060
40	-	-	KA17	3510323 R1	0.79	18.0	Thin Wall XLPE Primary Cable	PINK	1120.0	-	18	1702
41	-	-	KR9A	3510311 R1	0.79	18.0	Thin Wall XLPE Primary Cable	GREY	1340.0	-	-	-
44	-	-	KA18R	3510323 R1	0.79	18.0	Thin Wall XLPE Primary Cable	PINK	1040.0	-	X	-

Name	Terminal Part Number	V-Min	Name	Wire Part Number	Wire CSA	Wire Spec	Wire Material description	Wire Color Description	Wire Length	End2 Terminal Part Number	End2 Pin Name	End2 Connect or
45	-	-	KA13	3510324 R1	1.16	16.0	Thin Wall XLPE Primary Cable	PINK	975.0	-	37	1702
46	-	-	-	-	-	-	-	-	-	-	-	-
48	-	-	VK95AH	3510330 R1	1.16	16.0	Thin Wall XLPE Primary Cable	TAN	840.0	-	X	-
50	-	-	VK95B	3510330 R1	1.16	16.0	Thin Wall XLPE Primary Cable	TAN	2810.0	-	-	-
52	-	-	AC23	3510329 R1	0.79	18.0	Thin Wall XLPE Primary Cable	TAN	1090.0	-	-	-
52	-	-	AC23	3510329 R1	0.79	18.0	Thin Wall XLPE Primary Cable	TAN	1090.0	-	A	600
54	-	-	KA18	3510323 R1	0.79	18.0	Thin Wall XLPE Primary Cable	PINK	1040.0	-	-	-
54	-	-	KA18	3510323 R1	0.79	18.0	Thin Wall XLPE Primary Cable	PINK	1040.0	-	A	2000
55	-	-	EB24	3510311 R1	0.79	18.0	Thin Wall XLPE Primary Cable	GREY	3240.0	-	-	-

Name	Terminal Part Number	V-Min	Name	Wire Part Number	Wire CSA	Wire Spec	Wire Material description	Wire Color Description	Wire Length	End2 Terminal Part Number	End2 Pin Name	End2 Connector
58	-	-	VK95AF	3510330 R1	1.16	16.0	Thin Wall XLPE Primary Cable	TAN	1240.0	-	X	-
60	-	-	KE34	3510329 R1	0.79	18.0	Thin Wall XLPE Primary Cable	TAN	1600.0	-	-	-
60	-	-	KL34	3510329 R1	0.79	18.0	Thin Wall XLPE Primary Cable	TAN	1600.0	-	-	-
60	-	-	KY34A	3510329 R1	0.79	18.0	Thin Wall XLPE Primary Cable	TAN	950.0	-	-	-
60	-	-	KZ34A	3510329 R1	0.79	18.0	Thin Wall XLPE Primary Cable	TAN	950.0	-	-	-
60	-	-	KE34	3510329 R1	0.79	18.0	Thin Wall XLPE Primary Cable	TAN	1600.0	-	1	6401
60	-	-	KL34	3510329 R1	0.79	18.0	Thin Wall XLPE Primary Cable	TAN	1600.0	-	1	6401

Connector Name

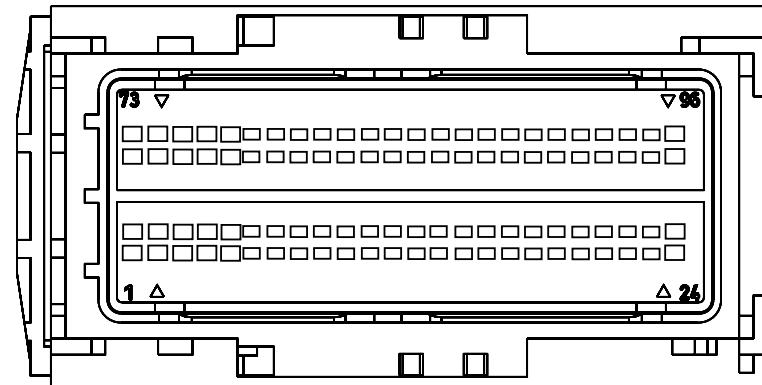
6000

Part Number

3945694C1

Instances

- B6.7 - 26" Fuel Tank:Diagram1-Combination1
- B6.7 - 26" Fuel Tank - Secondary:Diagram1-Combination1
- B6.7 - 26" Fuel Tank - Secondary:Diagram1-Combination2
- B6.7 - Adjustable Engine Speed Control (PTO) 4-pin:Diagram1
- B6.7 - Adjustable Engine Speed Control (PTO) 10-pin:Diagram1-Combination1
- B6.7 - Adjustable Engine Speed Control (PTO) 10-pin:Diagram1-Combination2
- B6.7 - Coolant Temperature Monitoring:Diagram1
- B6.7 - DPF - Regen Switch Only:Diagram1
- B6.7 - Driver Controlled Locking Differential - RR Axle (Dana w/ one sw):Diagram1
- B6.7 - Driver Controlled Locking Differential - RR Axle (Meritor w/ one sw):Diagram1
- B6.7 - Economy Monitor:Diagram1
- B6.7 - Engine Oil Pressure:Diagram1
- B6.7 - Engine Oil Temperature NA MUX:Diagram1
- B6.7 - Engine Speed (Tachometer):Diagram1
- B6.7 - Engine Usage Monitoring (Base) NA:Diagram1
- B6.7 - Engine Warning MUX:Diagram1
- B6.7 - GEN IV Cluster:Diagram1
- B6.7 - Odometer (via BCM/EGC):Diagram1
- B6.7 - Power Divider Lock Control and Monitoring:Diagram1
- B6.7 - PTO (Fuel and Hours):Diagram1
- B6.7 - Rear Lights Stop - Single Assembly:Diagram1
- B6.7 - Service Brake Switch:Diagram1
- B6.7 - Theft Deterrent (Without additional relay):Diagram1
- B6.7 - Traction Control Bendix:Diagram1-Combination1
- B6.7 - Traction Control Bendix:Diagram1-Combination2
- B6.7 - Transmission Power Take Off (Auto Trans Single PTO w/21 Parameters):Diagram1
- B6.7 - Transmission Power Take Off (Manual Trans Single PTO w/ 21 Parameters):Diagram1
- B6.7 - Transmission Power Take Off (Single PTO W/ RPM and Manual Trans):Diagram1
- B6.7 - Trip Odometer (w/ECM & TCM):Diagram1
- B6.7 - Trip Odometer (w/ECM):Diagram1
- B6.7 - Two Speed Axle (AirShift on Shifter):Diagram1
- B6.7 - Two Speed Axle (with BCM; Automactic Transmission and switch on dash):Diagram1
- B6.7 - Up Shift Indicator NA:Diagram1

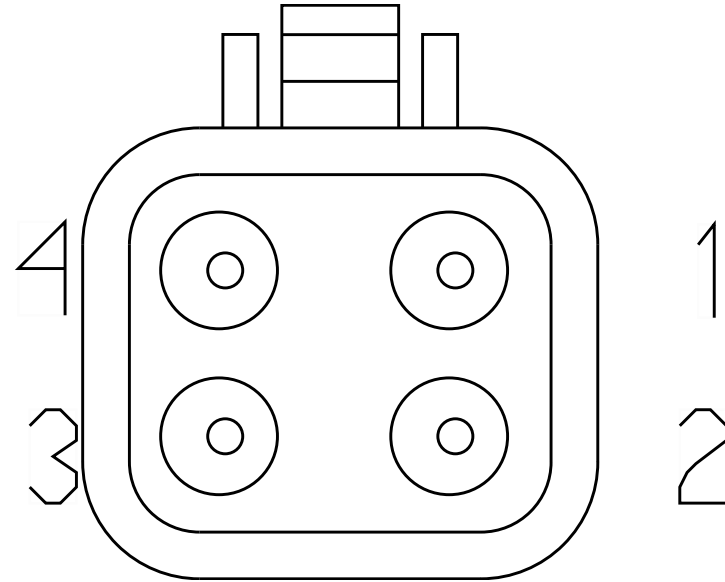


B6.7 - Vehicle Speed Limit Override:Diagram1
Cruise Control (W/ One Telltale 4 Pin):Diagram1-Combination1
Cruise Control (W/ One Telltale 4 Pin):Diagram1-Combination2
Cruise Control (W/ One Telltale 10 Pin):Diagram1-Combination1
Cruise Control (W/ One Telltale 10 Pin):Diagram1-Combination2
Engine Brake Mux Switch:Diagram1
Engine Brake W/ Stalk Shifter:Diagram1
Exhaust Brake (Cummins):Diagram1
Height Control:Diagram1
High Exhaust System Temperature (HEST) Monitoring:Diagram1
L9 - 26" Fuel Tank:Diagram1-Combination1
L9 - 26" Fuel Tank - Secondary:Diagram1-Combination1
L9 - 26" Fuel Tank - Secondary:Diagram1-Combination2
L9 - Driver Controlled Locking Differential - RR Axle (Meritor w/
one sw):Diagram1
L9 - Power Lift Gate:Diagram1
L9 - Rear Lights Stop - Single Assembly:Diagram1
L9 - Remote Start/Stop:Diagram1
L9 - Remote Start/Stop w/ Emergency Pump:Diagram1
L9 - Service Brake Switch:Diagram1
L9 - Traction Control Bendix:Diagram1
L9 - Transmission Power Take Off (Auto Trans Single PTO w/21
Parameters):Diagram1
L9 - Transmission Power Take Off (Auto Trans with
Lectradrive):Diagram1
L9 - Transmission Power Take Off (Lectrashift PTO with Manual
Trans):Diagram1
L9 - Transmission Power Take Off (Manual Trans Single PTO w/
21 Parameters):Diagram1
L9 - Two Speed Axle (AirShift on Shifter):Diagram1
L9 - Two Speed Axle (with BCM; Automactic Transmission and
switch on dash):Diagram1
Park Brake Control (Monitoring) (W/Vehicle Speed):Diagram1
Power Door Locks Crew Cab:Diagram1
Rear Axle Load Distribution:Diagram1
Vehicle Speed Control (Cruise Control) 4 Pin:Diagram1
Vehicle Speed Control (Cruise Control) 10 Pin:Diagram1
MODU-ECM-A001-10-01A

Mates

Name	Terminal Part Number	V-Min	Name	Wire Part Number	Wire CSA	Wire Spec	Wire Material description	Wire Color Description	Wire Length	End2 Terminal Part Number	End2 Pin Name	End2 Connector
22	-	-	-	-	-	-	-	-	-	-	-	-
46	-	-	-	-	-	-	-	-	-	-	-	-

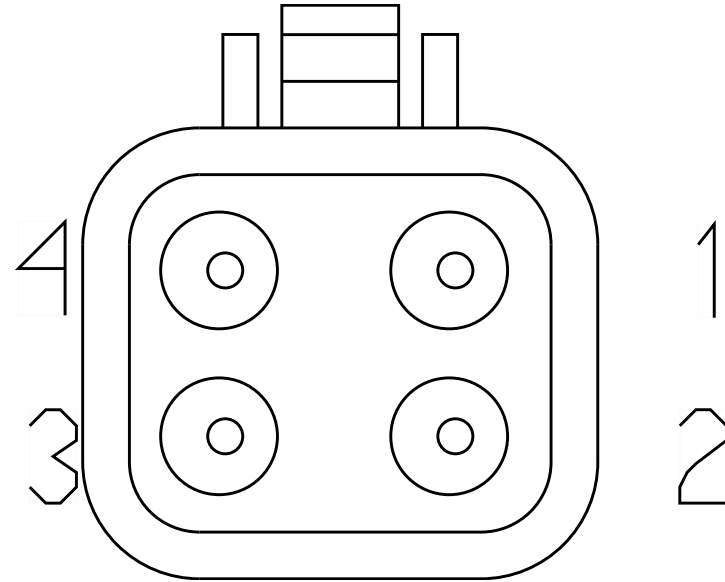
Connector Name 6001
 Part Number 3557533C1
 Instances B6.7 - Engine (Control) [Cummins Euro]:Diagram1- Base
 Mates MODU-ECM-A001-10-03A



Name	Terminal Part Number	V-Min	Name	Wire Part Number	Wire CSA	Wire Spec	Wire Material description	Wire Color Description	Wire Length	End2 Terminal Part Number	End2 Pin Name	End2 Connector
1	-	-	VK10-GL	2643787 R1	3.01	12.0	Std. Wall XLPE Primary Cable	WHITE	170.0	-	X	-
1	-	-	VM10-GL	2643787 R1	3.01	12.0	Std. Wall XLPE Primary Cable	WHITE	170.0	-	X	-
2	-	-	VK10-GF	2643787 R1	3.01	12.0	Std. Wall XLPE Primary Cable	WHITE	170.0	-	X	-
2	-	-	VM10-GF	2643787 R1	3.01	12.0	Std. Wall XLPE Primary Cable	WHITE	170.0	-	X	-

Name	Terminal Part Number	V-Min	Name	Wire Part Number	Wire CSA	Wire Spec	Wire Material description	Wire Color Description	Wire Length	End2 Terminal Part Number	End2 Pin Name	End2 Connector
3	-	-	KA14B	2643695 R1	3.01	12.0	Std. Wall XLPE Primary Cable	RED	930.0	-	X	-
4	-	-	KA14C	2643695 R1	3.01	12.0	Std. Wall XLPE Primary Cable	RED	930.0	-	X	-

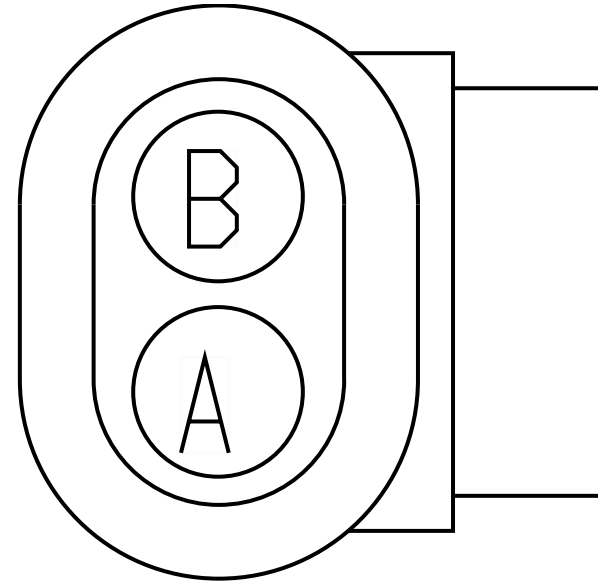
Connector Name 6001
 Part Number 3557533C1
 Instances L9 - Engine (Control) [Cummins Euro]:Diagram1- Base
 Mates MODU-ECM-A001-10-03A



Name	Terminal Part Number	V-Min	Name	Wire Part Number	Wire CSA	Wire Spec	Wire Material description	Wire Color Description	Wire Length	End2 Terminal Part Number	End2 Pin Name	End2 Connector
1	-	-	VK10-GL	2643787 R1	3.01	12.0	Std. Wall XLPE Primary Cable	WHITE	170.0	-	X	-
1	-	-	VM10-GL	2643787 R1	3.01	12.0	Std. Wall XLPE Primary Cable	WHITE	170.0	-	X	-
2	-	-	VK10-GF	2643787 R1	3.01	12.0	Std. Wall XLPE Primary Cable	WHITE	170.0	-	X	-
2	-	-	VM10-GF	2643787 R1	3.01	12.0	Std. Wall XLPE Primary Cable	WHITE	170.0	-	X	-

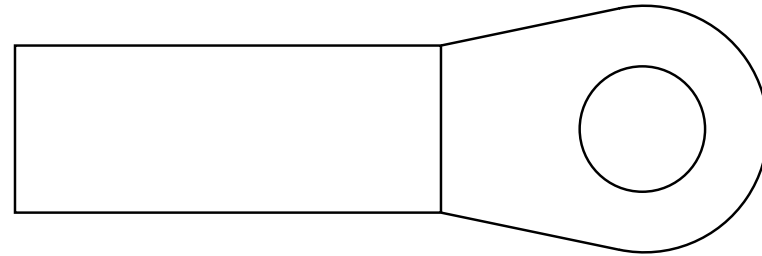
Name	Terminal Part Number	V-Min	Name	Wire Part Number	Wire CSA	Wire Spec	Wire Material description	Wire Color Description	Wire Length	End2 Terminal Part Number	End2 Pin Name	End2 Connector
3	-	-	KA14B	2643695 R1	3.01	12.0	Std. Wall XLPE Primary Cable	RED	930.0	-	X	-
4	-	-	KA14C	2643695 R1	3.01	12.0	Std. Wall XLPE Primary Cable	RED	930.0	-	X	-

Connector Name 600
 Part Number 3522068C1
 Instances L9 - Cooling Fan Control Two-Speed:Diagram1
 Mates SOL-FAN_2SPEED-5014-01-04A



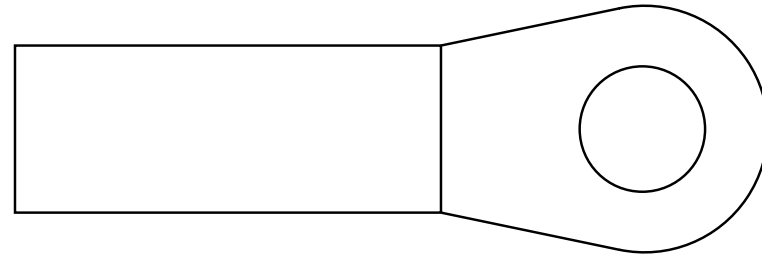
Name	Terminal Part Number	V-Min	Name	Wire Part Number	Wire CSA	Wire Spec	Wire Material description	Wire Color Description	Wire Length	End2 Terminal Part Number	End2 Pin Name	End2 Connector
A	-	-	AC23	3510329 R1	0.79	18.0	Thin Wall XLPE Primary Cable	TAN	1090.0	-	52	6000
B	-	-	AC23-G	3510329 R1	0.79	18.0	Thin Wall XLPE Primary Cable	TAN	690.0	-	-	-

Connector Name 6049
 Part Number 3866817C1
 Instances B6.7 - Battery International (4) 12V:Diagram1
 L9 - Battery International (4) 12V:Diagram1
 Mates BTRY-925CCA_1-4005-01-01C



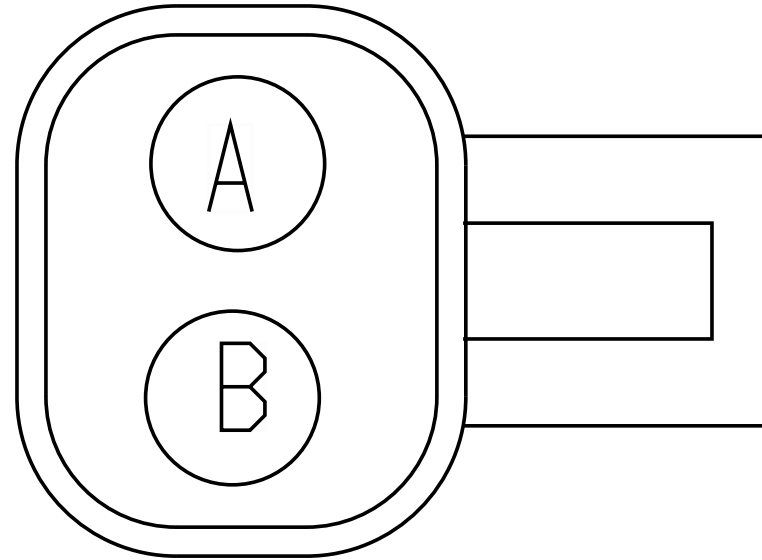
Name	Terminal Part Number	V-Min	Name	Wire Part Number	Wire CSA	Wire Spec	Wire Material description	Wire Color Description	Wire Length	End2 Terminal Part Number	End2 Pin Name	End2 Connector
1	-	-	14-G	2645235 R1	49.99	0.0	SGX FLEX 125C	BLACK	550.0	-	A	9256
1	-	-	14-G	2645235 R1	49.99	0.0	SGX FLEX 125C	BLACK	550.0	-	-	-
1	-	-	1/0	2643728 R1	49.99	0.0	SGT 80C	RED	210.0	-	1	6051

Connector Name 6051
 Part Number 3866817C1
 Instances B6.7 - Battery International (4) 12V:Diagram1
 L9 - Battery International (4) 12V:Diagram1
 Mates BTRY-925CCA_1-4005-01-01D



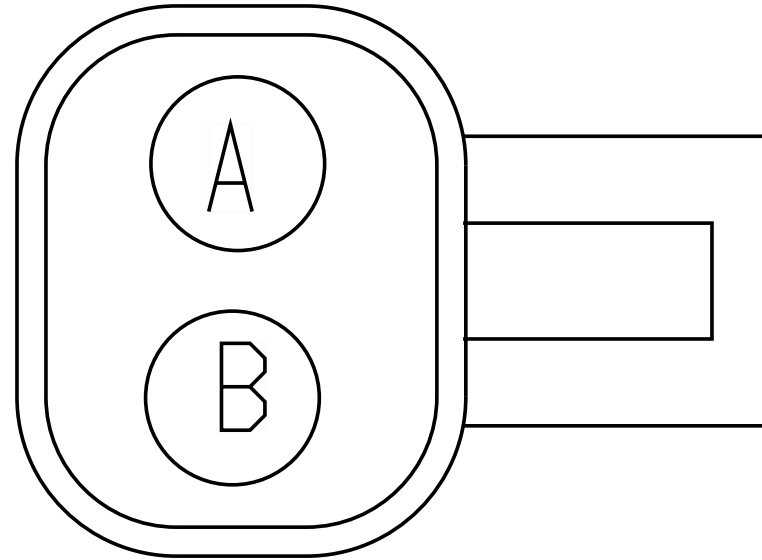
Name	Terminal Part Number	V-Min	Name	Wire Part Number	Wire CSA	Wire Spec	Wire Material description	Wire Color Description	Wire Length	End2 Terminal Part Number	End2 Pin Name	End2 Connector
1	-	-	14	2645248 R1	49.99	0.0	SGX FLEX 125C	RED	360.0	-	-	-
1	-	-	1/0	2643728 R1	49.99	0.0	SGT 80C	RED	210.0	-	1	6049

Connector Name 6200
 Part Number 1671610C1
 Instances B6.7 - Heating Ventilation & Air Conditioning (HVAC)
 Manual:Diagram1
 Mates DEV-FREON_COMPRESSOR-6003- 04-04A



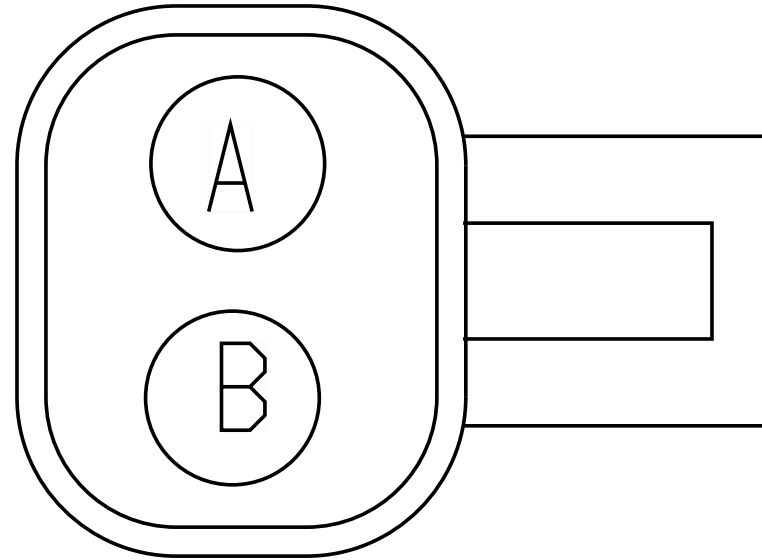
Name	Terminal Part Number	V-Min	Name	Wire Part Number	Wire CSA	Wire Spec	Wire Material description	Wire Color Description	Wire Length	End2 Terminal Part Number	End2 Pin Name	End2 Connector
A	-	-	AH77-G	3510359 R1	0.79	18.0	Thin Wall XLPE Primary Cable	WHITE	2635.0	-	-	-
B	-	-	KK77	3510299 R1	0.79	18.0	Thin Wall XLPE Primary Cable	LIGHT GREEN	1860.0	-	10	1702

Connector Name 6200
 Part Number 1671610C1
 Instances Heating Ventilation & Air Conditioning (HVAC) Auto Temp Control:Diagram1 - HVAC
 Mates DEV-FREON_COMPRESSOR-01



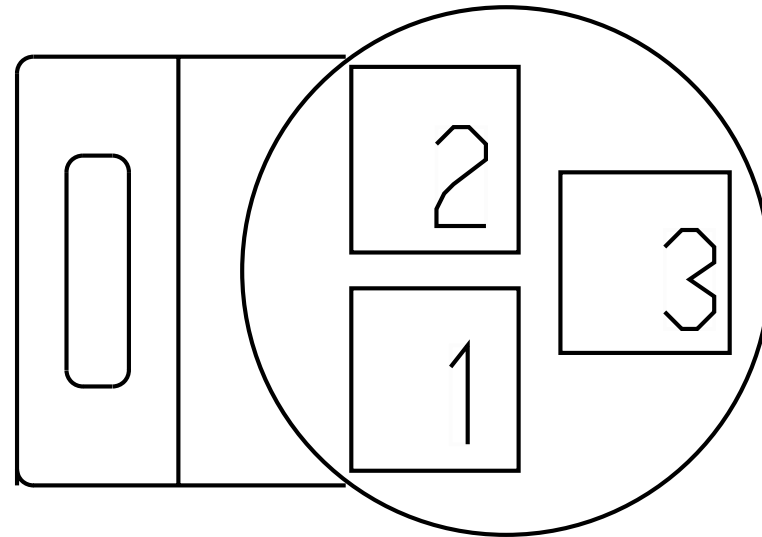
Name	Terminal Part Number	V-Min	Name	Wire Part Number	Wire CSA	Wire Spec	Wire Material description	Wire Color Description	Wire Length	End2 Terminal Part Number	End2 Pin Name	End2 Connector
A	-	-	KK77-G	3510299 R1	0.79	18.0	Thin Wall XLPE Primary Cable	LIGHT GREEN	890.0	-	-	-
B	-	-	KK77	3510299 R1	0.79	18.0	Thin Wall XLPE Primary Cable	LIGHT GREEN	1860.0	-	10	1702

Connector Name 6200
 Part Number 1671610C1
 Instances L9 - Heating Ventilation & Air Conditioning (HVAC)
 Manual:Diagram1
 Mates DEV-FREON_COMPRESSOR-6003- 04-04A



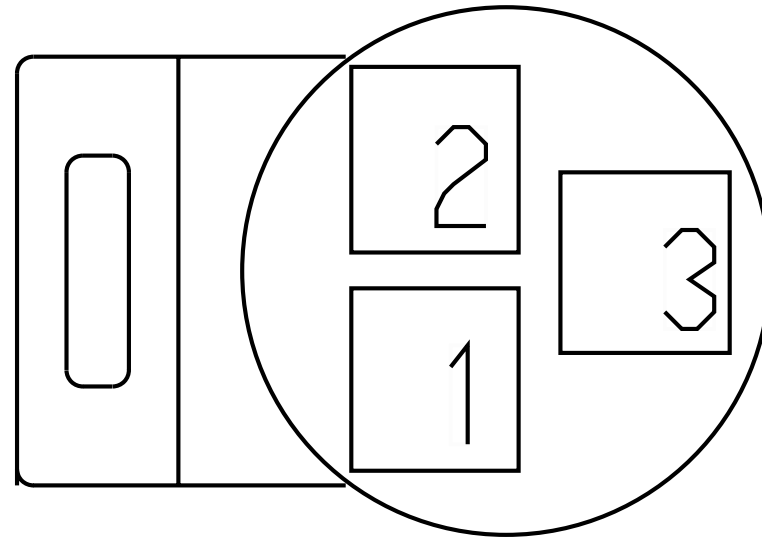
Name	Terminal Part Number	V-Min	Name	Wire Part Number	Wire CSA	Wire Spec	Wire Material description	Wire Color Description	Wire Length	End2 Terminal Part Number	End2 Pin Name	End2 Connector
A	-	-	KK77-G	3510299 R1	0.79	18.0	Thin Wall XLPE Primary Cable	LIGHT GREEN	890.0	-	-	-
B	-	-	KK77	3510299 R1	0.79	18.0	Thin Wall XLPE Primary Cable	LIGHT GREEN	1860.0	-	10	1702

Connector Name 6201A
 Part Number 3662921C1
 Instances L9 - Heating Ventilation & Air Conditioning (HVAC)
 Manual:Diagram1
 Mates SNSR-PRESSURE TRANSDUCER-6003-05-01A



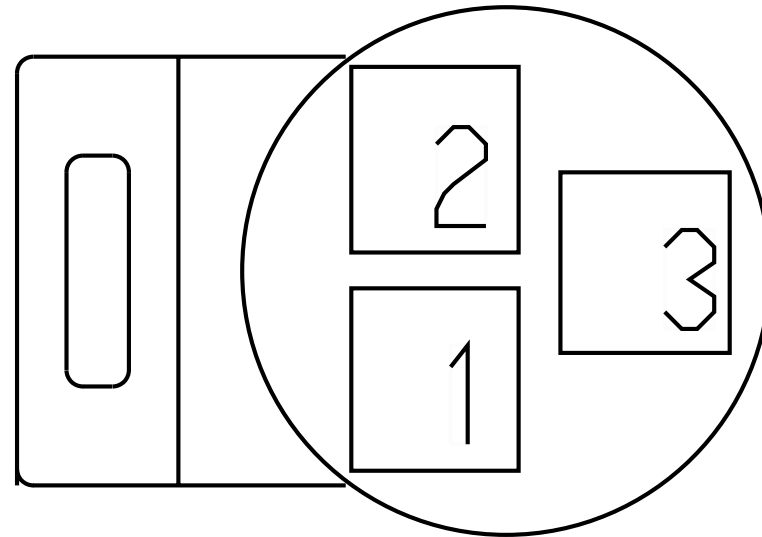
Name	Terminal Part Number	V-Min	Name	Wire Part Number	Wire CSA	Wire Spec	Wire Material description	Wire Color Description	Wire Length	End2 Terminal Part Number	End2 Pin Name	End2 Connector
1	-	-	KK77-ZV	3510299 R1	0.79	18.0	Thin Wall XLPE Primary Cable	LIGHT GREEN	2035.0	-	-	-
2	-	-	KK77A	3510299 R1	0.79	18.0	Thin Wall XLPE Primary Cable	LIGHT GREEN	2060.0	-	3	1702
3	-	-	KK77B	3510299 R1	0.79	18.0	Thin Wall XLPE Primary Cable	LIGHT GREEN	2060.0	-	4	1702

Connector Name 6201
 Part Number 3662921C1
 Instances B6.7 - Heating Ventilation & Air Conditioning (HVAC)
 Manual:Diagram1
 Mates SNSR-PRESSURE TRANSDUCER-6003-05-01A



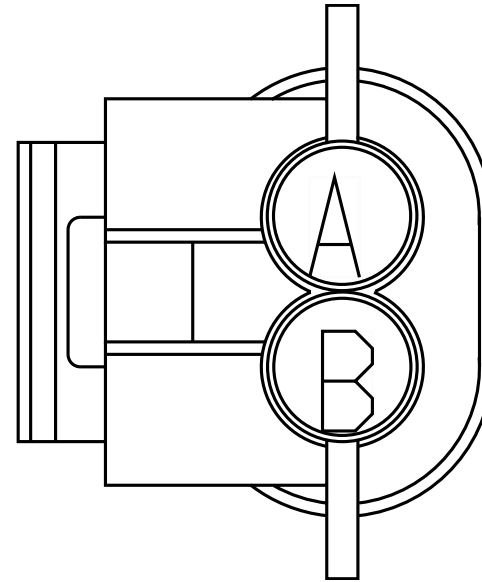
Name	Terminal Part Number	V-Min	Name	Wire Part Number	Wire CSA	Wire Spec	Wire Material description	Wire Color Description	Wire Length	End2 Terminal Part Number	End2 Pin Name	End2 Connector
1	-	-	KK77-ZV	3510299 R1	0.79	18.0	Thin Wall XLPE Primary Cable	LIGHT GREEN	2035.0	-	-	-
2	-	-	KK77A	3510299 R1	0.79	18.0	Thin Wall XLPE Primary Cable	LIGHT GREEN	2060.0	-	3	1702
3	-	-	KK77B	3510299 R1	0.79	18.0	Thin Wall XLPE Primary Cable	LIGHT GREEN	2060.0	-	4	1702

Connector Name 6201
 Part Number 3662921C1
 Instances Heating Ventilation & Air Conditioning (HVAC) Auto Temp Control:Diagram1 - HVAC
 Mates DEV-PRESSURE_TRANSDUCER-01



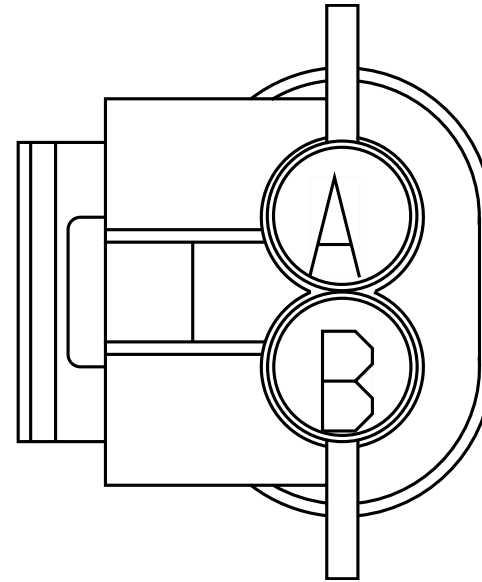
Name	Terminal Part Number	V-Min	Name	Wire Part Number	Wire CSA	Wire Spec	Wire Material description	Wire Color Description	Wire Length	End2 Terminal Part Number	End2 Pin Name	End2 Connector
1	-	-	KK77-ZV	3510299 R1	0.79	18.0	Thin Wall XLPE Primary Cable	LIGHT GREEN	2035.0	-	-	-
2	-	-	KK77A	3510299 R1	0.79	18.0	Thin Wall XLPE Primary Cable	LIGHT GREEN	2060.0	-	3	1702
3	-	-	KK77B	3510299 R1	0.79	18.0	Thin Wall XLPE Primary Cable	LIGHT GREEN	2060.0	-	4	1702

Connector Name 6202
 Part Number 3590299C1
 Instances B6.7 - Heating Ventilation & Air Conditioning (HVAC)
 Manual:Diagram1
 Heating Ventilation & Air Conditioning (HVAC) Auto Temp
 Control:Diagram1 - HVAC
 Mates SNSR-LOW PRESSURE-6003-05-01B




Name	Terminal Part Number	V-Min	Name	Wire Part Number	Wire CSA	Wire Spec	Wire Material description	Wire Color Description	Wire Length	End2 Terminal Part Number	End2 Pin Name	End2 Connect or
A	-	-	TC9AE	3510311 R1	0.79	18.0	Thin Wall XLPE Primary Cable	GREY	1350.0	-	X	-
B	-	-	TB74J	3510299 R1	0.79	18.0	Thin Wall XLPE Primary Cable	LIGHT GREEN	1675.0	-	17	1703F

Connector Name 6202
 Part Number 3590299C1
 Instances L9 - Heating Ventilation & Air Conditioning (HVAC)
 Manual:Diagram1
 Mates SNSR-LOW PRESSURE-6003-05-01B



Name	Terminal Part Number	V-Min	Name	Wire Part Number	Wire CSA	Wire Spec	Wire Material description	Wire Color Description	Wire Length	End2 Terminal Part Number	End2 Pin Name	End2 Connector
A	-	-	TC9AE	3510311 R1	0.79	18.0	Thin Wall XLPE Primary Cable	GREY	1350.0	-	X	-
B	-	-	TB74J	3510299 R1	0.79	18.0	Thin Wall XLPE Primary Cable	LIGHT GREEN	1675.0	-	17	1703F


Connector Name 6301E
 Part Number RING-E-1-2_0
 Instances B6.7 - Cranking (Starter) GEN4 BCM W/O Thermal Overcrank:Diagram1
 B6.7 - Delco Remy 28SI Alternator W/Sensor:Diagram1
 B6.7 - Leece-Neville AVI160-210A/240A Alternator W/Sensor:Diagram1
 Mates MOT-STARTER-5024-01-04



Name	Terminal Part Number	V-Min	Name	Wire Part Number	Wire CSA	Wire Spec	Wire Material description	Wire Color Description	Wire Length	End2 Terminal Part Number	End2 Pin Name	End2 Connector
A	-	-	WK2-FLA	2643473 R1	4.81	10.0	FUSEABLE LINK	RUST	170.0	-	X	-
A	-	-	WK2-G	2645931 R1	32.19	2.0	SGR 125	BLACK	1410.0	-	A	1070
A	-	-	WK2-FLB	2643473 R1	4.81	10.0	FUSEABLE LINK	RUST	170.0	-	X	-
A	-	-	14	2645953 R1	18.94	4.0	SGX NFLEX 125	RED	3700.0	-	A	9251
A	-	-	10-G	2645227 R1	61.89	0.0	SGX FLEX 125C	BLACK	180.0	-	-	-
A	-	-	14-G	2645929 R1	18.94	4.0	SGX NFLEX 125	BLACK	4450.0	-	A	9257
A	-	-	WE2-FLA	2643473 R1	4.81	10.0	FUSEABLE LINK	RUST	170.0	-	X	-


Name	Terminal Part Number	V-Min	Name	Wire Part Number	Wire CSA	Wire Spec	Wire Material description	Wire Color Description	Wire Length	End2 Terminal Part Number	End2 Pin Name	End2 Connector
A	-	-	WE2-G	2645931 R1	32.19	2.0	SGR 125	BLACK	1595.0	-	A	1112
A	-	-	WE2-FLB	2643473 R1	4.81	10.0	FUSEABLE LINK	RUST	170.0	-	X	-

Connector Name 6305M
 Part Number RING-M-5_0
 Instances L9 - Cranking (Starter) GEN4 BCM W/ Thermal Overcrank -
 External Switch:Diagram1-Combination1
 Mates MOT-STARTER-5024-01-03




Name	Terminal Part Number	V-Min	Name	Wire Part Number	Wire CSA	Wire Spec	Wire Material description	Wire Color Description	Wire Length	End2 Terminal Part Number	End2 Pin Name	End2 Connector
A	-	-	GA17D	2643752 R1	1.16	16.0	Std. Wall XLPE Primary Cable	PINK	860.0	-	A	6316M

Connector Name 6305
 Part Number RING-M-12_0
 Instances Chassis PDM:Diagram1
 Mates MOT-STARTER-5024-01-04



Name	Terminal Part Number	V-Min	Name	Wire Part Number	Wire CSA	Wire Spec	Wire Material description	Wire Color Description	Wire Length	End2 Terminal Part Number	End2 Pin Name	End2 Connector
A	-	-	14	2645248 R1	49.99	0.0	SGX FLEX 125C	RED	360.0	-	A	M8 B


Connector Name 6305
Part Number RING-M-12_0
Instances L9 - Bosch LH160_LH200 Alternator:Diagram1-Combination1
L9 - Bosch LH160_LH200 Alternator:Diagram1-Combination2
L9 - Cranking (Starter) GEN4 BCM W/ Thermal Overcrank - External Switch:Diagram1-Combination1
L9 - Delco Remy 28SI Alternator W/Sensor:Diagram1-Combination2
L9 - Delco Remy 36SI Alternator W/Sensor:Diagram1
L9 - Leece-Neville - LN 325A Alternator W/Sensor:Diagram1
L9 - Leece-Neville AV1160-210A/240A Alternator W/Sensor:Diagram1



Name	Terminal Part Number	V-Min	Name	Wire Part Number	Wire CSA	Wire Spec	Wire Material description	Wire Color Description	Wire Length	End2 Terminal Part Number	End2 Pin Name	End2 Connector
A	-	-	WA2-FLA	2643473 R1	4.81	10.0	FUSEABLE LINK	RUST	170.0	-	X	-
A	-	-	WA2-FLB	2643473 R1	4.81	10.0	FUSEABLE LINK	RUST	170.0	-	X	-
A	-	-	WE2-FLA	2643473 R1	4.81	10.0	FUSEABLE LINK	RUST	170.0	-	X	-
A	-	-	WE2-FLB	2643473 R1	4.81	10.0	FUSEABLE LINK	RUST	170.0	-	X	-
A	-	-	WG2-FLB	2643473 R1	4.81	10.0	FUSEABLE LINK	RUST	170.0	-	X	-
A	-	-	WG2-FLA	2643473 R1	4.81	10.0	FUSEABLE LINK	RUST	170.0	-	X	-
A	-	-	WF2-FLA	2646034 R1	12.52	6.0	FUSELINK 105	TAN	170.0	-	X	-
A	-	-	14	2645953 R1	18.94	4.0	SGX NFLEX 125	RED	3700.0	-	A	9251


Name	Terminal Part Number	V-Min	Name	Wire Part Number	Wire CSA	Wire Spec	Wire Material description	Wire Color Description	Wire Length	End2 Terminal Part Number	End2 Pin Name	End2 Connector
A	-	-	WL2-FL	2645990 R1	32.19	2.0	FUSELINK 150	BLACK	170.0	-	X	-
A	-	-	WD2-FLA	2646034 R1	12.52	6.0	FUSELINK 105	TAN	170.0	-	X	-

Connector Name 6306
 Part Number RING-M-6_0
 Instances B6.7 - Cranking (Starter) GEN4 BCM W/O Thermal
 Overcrank:Diagram1
 Mates MOT-STARTER-5024-01-04



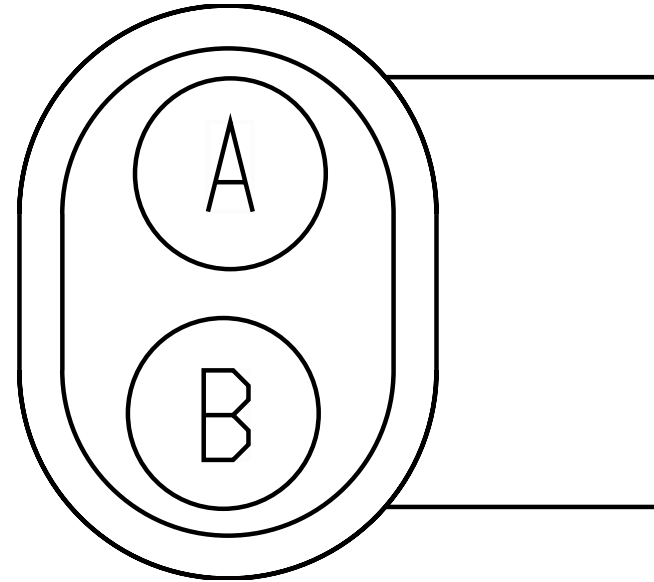
Name	Terminal Part Number	V-Min	Name	Wire Part Number	Wire CSA	Wire Spec	Wire Material description	Wire Color Description	Wire Length	End2 Terminal Part Number	End2 Pin Name	End2 Connector
A	-	-	KA17A	3510324 R1	1.16	16.0	Thin Wall XLPE Primary Cable	PINK	2730.0	-	16	1702

Connector Name 6306
 Part Number RING-M-6_0
 Instances L9 - Cranking (Starter) GEN4 BCM W/O Thermal
 Overcrank:Diagram1-Combination1
 Mates MOT-STARTER-5024-01-04



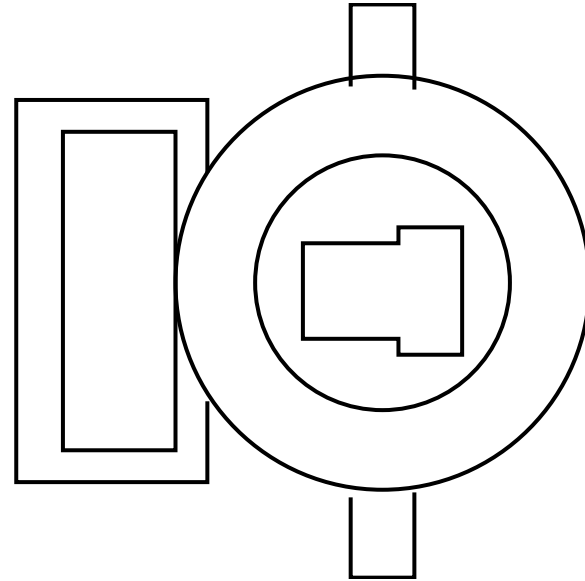
Name	Terminal Part Number	V-Min	Name	Wire Part Number	Wire CSA	Wire Spec	Wire Material description	Wire Color Description	Wire Length	End2 Terminal Part Number	End2 Pin Name	End2 Connector
A	-	-	GB17A	3510324 R1	1.16	16.0	Thin Wall XLPE Primary Cable	PINK	1220.0	-	16	1702

Connector Name 6316M
 Part Number 2036583C1
 Instances L9 - Cranking (Starter) GEN4 BCM W/ Thermal Overcrank - External Switch:Diagram1-Combination1
 Mates MOT-STARTER-5024-01-03



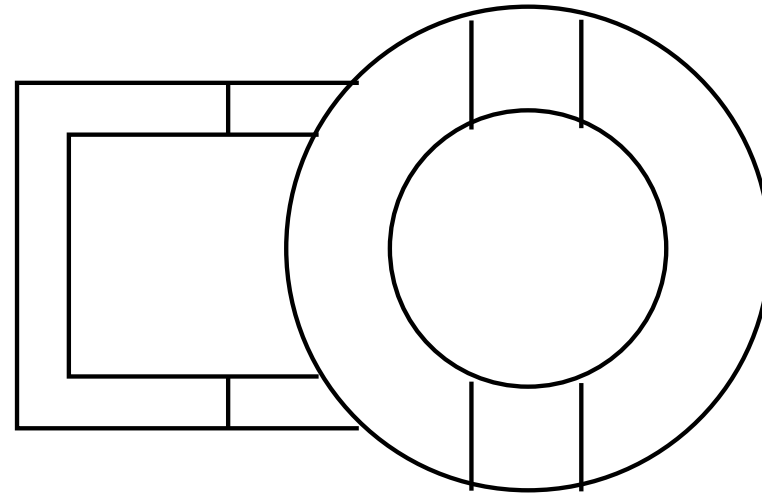
Name	Terminal Part Number	V-Min	Name	Wire Part Number	Wire CSA	Wire Spec	Wire Material description	Wire Color Description	Wire Length	End2 Terminal Part Number	End2 Pin Name	End2 Connector
A	-	-	GA17D	2643752 R1	1.16	16.0	Std. Wall XLPE Primary Cable	PINK	860.0	-	A	6305M
B	-	-	GA17	2643752 R1	1.16	16.0	Std. Wall XLPE Primary Cable	PINK	1440.0	-	16	1702

Connector Name 6332M
 Part Number 1664531C1
 Short Description ENG HARNESS AMMETER SENSE
 Instances B6.7 - Current Monitoring (Ammeter):Diagram1-Combination1
 B6.7 - Current Monitoring (Ammeter):Diagram1-Combination2
 Mates 9262F




Name	Terminal Part Number	V-Min	Name	Wire Part Number	Wire CSA	Wire Spec	Wire Material description	Wire Color Description	Wire Length	End2 Terminal Part Number	End2 Pin Name	End2 Connector
A	-	-	N26B	3510333 R1	4.81	10.0	Thin Wall XLPE Primary Cable	TAN	255.0	-	-	-

Connector Name 6332
 Part Number 1669834C1
 Short Description AMMETER
 Instances B6.7 - Current Monitoring (Ammeter):Diagram1-Combination1
 B6.7 - Current Monitoring (Ammeter):Diagram1-Combination2
 Mates 9262M




Name	Terminal Part Number	V-Min	Name	Wire Part Number	Wire CSA	Wire Spec	Wire Material description	Wire Color Description	Wire Length	End2 Terminal Part Number	End2 Pin Name	End2 Connector
A	-	-	AE26A	2643676 R1	0.79	18.0	Std. Wall XLPE Primary Cable	TAN	2845.0	-	7	4060A

Connector Name 6335
 Part Number RING-M-12_0
 Instances B6.7 - Current Monitoring (Ammeter):Diagram1-Combination1
 B6.7 - Current Monitoring (Ammeter):Diagram1-Combination2
 Mates MOT-STARTER-5024-01-04



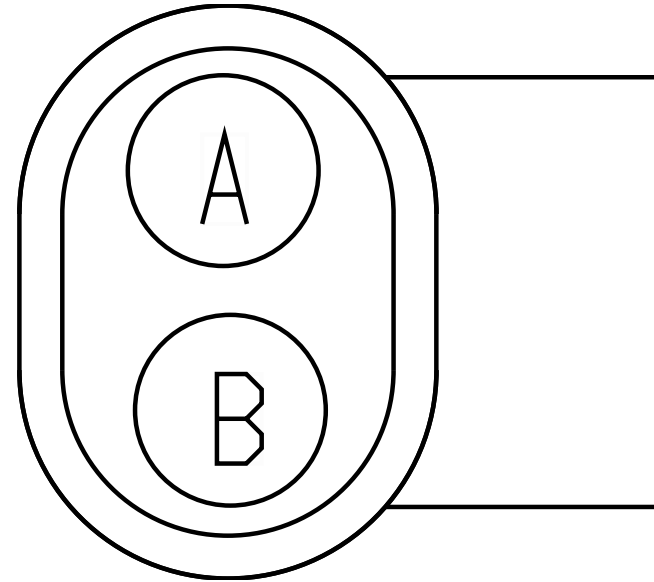
Name	Terminal Part Number	V-Min	Name	Wire Part Number	Wire CSA	Wire Spec	Wire Material description	Wire Color Description	Wire Length	End2 Terminal Part Number	End2 Pin Name	End2 Connector
A	-	-	AE26B	2643676 R1	0.79	18.0	Std. Wall XLPE Primary Cable	TAN	2845.0	-	6	4060A

Connector Name 6335
 Part Number RING-M-12_0
 Instances
 L9 - Bosch LH160_LH200 Alternator:Diagram1-Combination1
 L9 - Bosch LH160_LH200 Alternator:Diagram1-Combination2
 L9 - Cranking (Starter) GEN4 BCM W/ Thermal Overcrank - External Switch:Diagram1-Combination1
 L9 - Delco Remy 28SI Alternator W/Sensor:Diagram1-Combination2
 L9 - Delco Remy 36SI Alternator W/Sensor:Diagram1
 L9 - Leece-Neville - LN 325A Alternator W/Sensor:Diagram1
 L9 - Leece-Neville AV1160-210A/240A Alternator W/Sensor:Diagram1



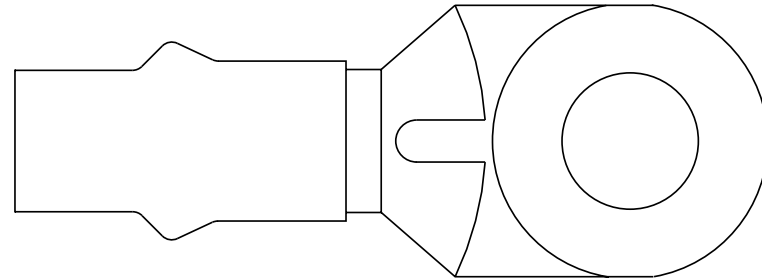
Name	Terminal Part Number	V-Min	Name	Wire Part Number	Wire CSA	Wire Spec	Wire Material description	Wire Color Description	Wire Length	End2 Terminal Part Number	End2 Pin Name	End2 Connector
A	-	-	2-G	2645227 R1	61.89	0.0	SGX FLEX 125C	BLACK	280.0	-	1	1200
A	-	-	14-G	2645929 R1	18.94	4.0	SGX NFLEX 125	BLACK	4450.0	-	A	9257

Connector Name 6401
 Part Number 3662425C1
 Instances Coolant Level Monitoring (No CLA Module):Diagram1
 Mates SNSR-COOLANT-LEV-5012-04-0 1A




Name	Terminal Part Number	V-Min	Name	Wire Part Number	Wire CSA	Wire Spec	Wire Material description	Wire Color Description	Wire Length	End2 Terminal Part Number	End2 Pin Name	End2 Connector
1	-	-	KE34	3510329 R1	0.79	18.0	Thin Wall XLPE Primary Cable	TAN	1600.0	-	60	6000
1	-	-	KL34	3510329 R1	0.79	18.0	Thin Wall XLPE Primary Cable	TAN	1600.0	-	60	6000
2	-	-	KL34-G	3510329 R1	0.79	18.0	Thin Wall XLPE Primary Cable	TAN	1155.0	-	X	-
2	-	-	KE34-G	3510329 R1	0.79	18.0	Thin Wall XLPE Primary Cable	TAN	1155.0	-	X	-

Connector Name 6565
 Part Number 3752570C1
 Instances B6.7 - Underhood PDM:PDM - UNDERHOOD
 Mates Fuse-B1-K1-1A



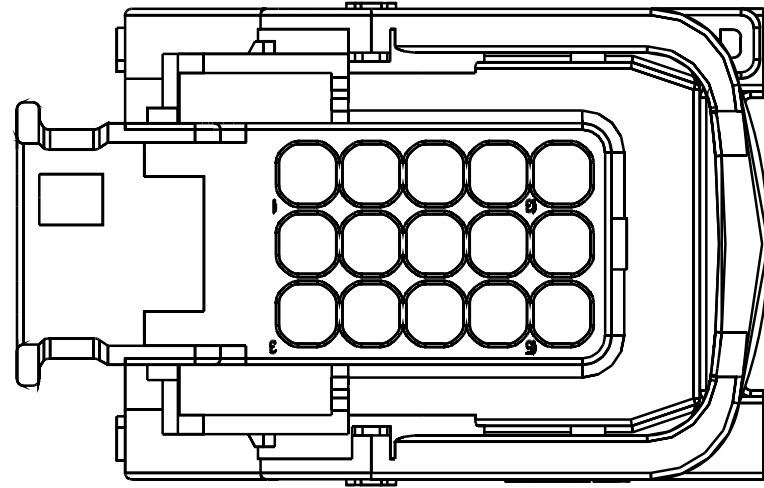
Name	Terminal Part Number	V-Min	Name	Wire Part Number	Wire CSA	Wire Spec	Wire Material description	Wire Color Description	Wire Length	End2 Terminal Part Number	End2 Pin Name	End2 Connector
A	-	-	37A	2645955 R1	32.19	2.0	SGR 125	RED	1260.0	-	-	-

Connector Name 6566
 Part Number 6113338C1
 Instances B6.7 - Underhood PDM:PDM - UNDERHOOD
 L9 - Underhood PDM:PDM - UNDERHOOD
 Mates Fuse-B1-K1-2E



Name	Terminal Part Number	V-Min	Name	Wire Part Number	Wire CSA	Wire Spec	Wire Material description	Wire Color Description	Wire Length	End2 Terminal Part Number	End2 Pin Name	End2 Connector
1	-	-	KA14A	2643698 R1	4.81	10.0	Std. Wall XLPE Primary Cable	RED	550.0	-	X	-


Connector Name 6567
 Part Number 6113341C1
 Instances B6.7 - Underhood PDM:PDM - UNDERHOOD
 L9 - Underhood PDM:PDM - UNDERHOOD



Name	Terminal Part Number	V-Min	Name	Wire Part Number	Wire CSA	Wire Spec	Wire Material description	Wire Color Description	Wire Length	End2 Terminal Part Number	End2 Pin Name	End2 Connector
7	-	-	PM14A	3510368 R1	3.01	12.0	Thin Wall XLPE Primary Cable	RED	1720.0	-	X	-
7	-	-	SM14A	3510368 R1	3.01	12.0	Thin Wall XLPE Primary Cable	RED	2945.0	-	X	-
7	-	-	PM14A	3510368 R1	3.01	12.0	Thin Wall XLPE Primary Cable	RED	1720.0	-	-	-
7	-	-	SM14A	3510368 R1	3.01	12.0	Thin Wall XLPE Primary Cable	RED	2945.0	-	-	-

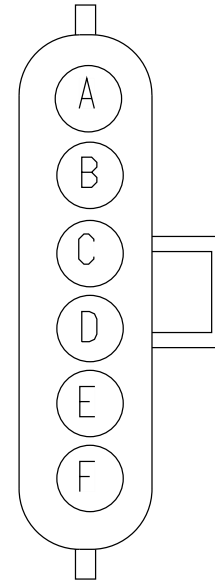
Name	Terminal Part Number	V-Min	Name	Wire Part Number	Wire CSA	Wire Spec	Wire Material description	Wire Color Description	Wire Length	End2 Terminal Part Number	End2 Pin Name	End2 Connector
10	-	-	VK14DA	2643686 R1	1.91	14.0	Std. Wall XLPE Primary Cable	RED	480.0	-	-	-
13	-	-	VK14	3510368 R1	3.01	12.0	Thin Wall XLPE Primary Cable	RED	100.0	-	PIN1	-
13	-	-	VK14	3510368 R1	3.01	12.0	Thin Wall XLPE Primary Cable	RED	100.0	-	X	-
14	-	-	KN14A	3510368 R1	3.01	12.0	Thin Wall XLPE Primary Cable	RED	300.0	-	-	-

Connector Name 666
 Part Number 3683465C1
 Instances B6.7 - CAN Layout:Powertrain Standard J1939 (500Kbps)
 L9 - CAN Layout:Euro 5 Powertrain Standard J1939 (250Kbps)



Name	Terminal Part Number	V-Min	Name	Wire Part Number	Wire CSA	Wire Spec	Wire Material description	Wire Color Description	Wire Length	End2 Terminal Part Number	End2 Pin Name	End2 Connector
A	-	-	WIRE728868	-	0.0	-	-	-	0.0	-	PIN1	-
B	-	-	WIRE728871	-	0.0	-	-	-	0.0	-	PIN1	-

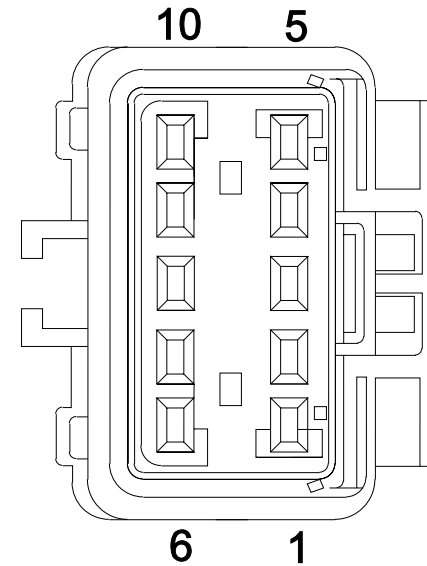
Connector Name 6704
 Part Number 3551896C1
 Instances B6.7 - Engine Ground Distribution - 6704:Diagram1
 L9 - Engine Ground Distribution - 6704:Diagram1
 Mates SP-GROUND_CLEAN-0003-00-10 -K0



Name	Terminal Part Number	V-Min	Name	Wire Part Number	Wire CSA	Wire Spec	Wire Material description	Wire Color Description	Wire Length	End2 Terminal Part Number	End2 Pin Name	End2 Connector
A	-	-	KS10-G	3510363 R1	4.81	10.0	Thin Wall XLPE Primary Cable	WHITE	2545.0	-	-	-
B	-	-	VK10-GA	3510361 R1	1.91	14.0	Thin Wall XLPE Primary Cable	WHITE	1810.0	-	-	-
E	-	-	SM92#109	3510359 R1	0.79	18.0	Thin Wall XLPE Primary Cable	WHITE	2590.0	-	-	-
E	-	-	PM92#109	3510359 R1	0.79	18.0	Thin Wall XLPE Primary Cable	WHITE	2310.0	-	-	-

Name	Terminal Part Number	V-Min	Name	Wire Part Number	Wire CSA	Wire Spec	Wire Material description	Wire Color Description	Wire Length	End2 Terminal Part Number	End2 Pin Name	End2 Connector
F	-	-	SM92#169	3510359 R1	0.79	18.0	Thin Wall XLPE Primary Cable	WHITE	2590.0	-	-	-
F	-	-	PM92#169	3510359 R1	0.79	18.0	Thin Wall XLPE Primary Cable	WHITE	2310.0	-	-	-

Connector Name 670
 Part Number 3690369C1
 Instances B6.7 - CAN Layout:Powertrain Standard J1939 (500Kbps)
 B6.7 - Selective Catalytic Reduction (SCR) - (Euro 4/ Euro 5):Diagram1
 L9 - CAN Layout:Euro 5 Powertrain Standard J1939 (250Kbps)
 L9 - Selective Catalytic Reduction (SCR) - (Euro 4/ Euro 5):Diagram1
 Mates 677F

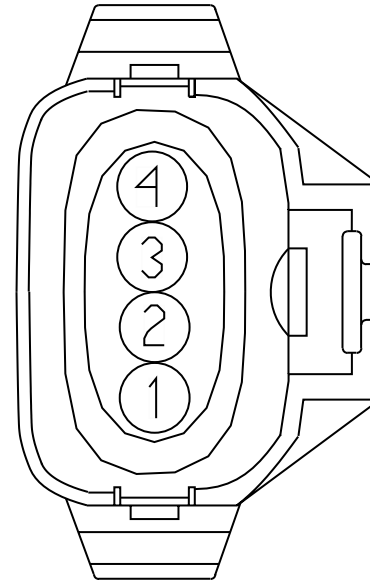


Name	Terminal Part Number	V-Min	Name	Wire Part Number	Wire CSA	Wire Spec	Wire Material description	Wire Color Description	Wire Length	End2 Terminal Part Number	End2 Pin Name	End2 Connector
1	-	-	WIRE728845	-	0.0	-	-	-	0.0	-	PIN1	-
1	-	-	WIRE740255	-	0.0	-	-	-	0.0	-	PIN1	-
2	-	-	WIRE728844	-	0.0	-	-	-	0.0	-	PIN1	-
2	-	-	WIRE740256	-	0.0	-	-	-	0.0	-	PIN1	-
3	-	-	VL10-GB	3510361R1	1.91	14.0	Thin Wall XLPE Primary Cable	WHITE	2220.0	-	PIN1	-
4	-	-	VK95B	3510330R1	1.16	16.0	Thin Wall XLPE Primary Cable	TAN	2810.0	-	50	6000

Name	Terminal Part Number	V-Min	Name	Wire Part Number	Wire CSA	Wire Spec	Wire Material description	Wire Color Description	Wire Length	End2 Terminal Part Number	End2 Pin Name	End2 Connector
5	-	-	KZ95-G	3510359 R1	0.79	18.0	Thin Wall XLPE Primary Cable	WHITE	2175.0	-	X	-
5	-	-	KL95-G	3510359 R1	0.79	18.0	Thin Wall XLPE Primary Cable	WHITE	2175.0	-	X	-
6	-	-	VK95C	3510330 R1	1.16	16.0	Thin Wall XLPE Primary Cable	TAN	2810.0	-	9	6000
8	-	-	VK14G	3510367 R1	1.91	14.0	Thin Wall XLPE Primary Cable	RED	3200.0	-	E5	679
9	-	-	WIRE735 403	-	0.0	-	-	-	0.0	-	10	674
9	-	-	WIRE735 406	-	0.0	-	-	-	0.0	-	PIN1	-
9	-	-	WIRE735 414	-	0.0	-	-	-	0.0	-	PIN1	-
9	-	-	WIRE740 243	-	0.0	-	-	-	0.0	-	PIN1	-
9	-	-	WIRE740 250	-	0.0	-	-	-	0.0	-	PIN1	-
9	-	-	WIRE740 253	-	0.0	-	-	-	0.0	-	10	674
10	-	-	WIRE735 404	-	0.0	-	-	-	0.0	-	9	674
10	-	-	WIRE735 409	-	0.0	-	-	-	0.0	-	PIN1	-
10	-	-	WIRE735 412	-	0.0	-	-	-	0.0	-	PIN1	-

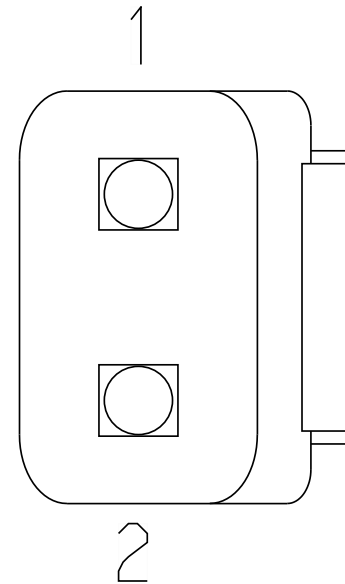
Name	Terminal Part Number	V-Min	Name	Wire Part Number	Wire CSA	Wire Spec	Wire Material description	Wire Color Description	Wire Length	End2 Terminal Part Number	End2 Pin Name	End2 Connector
10	-	-	WIRE740 245	-	0.0	-	-	-	0.0	-	PIN1	-
10	-	-	WIRE740 252	-	0.0	-	-	-	0.0	-	PIN1	-
10	-	-	WIRE740 254	-	0.0	-	-	-	0.0	-	9	674

Connector Name 672M
 Part Number 3730560C1
 Instances B6.7 - CAN Layout:Powertrain Standard J1939 (500Kbps)
 B6.7 - Selective Catalytic Reduction (SCR) - (Euro 4/ Euro 5):Diagram1
 L9 - CAN Layout:Euro 5 Powertrain Standard J1939 (250Kbps)
 L9 - Selective Catalytic Reduction (SCR) - (Euro 4/ Euro 5):Diagram1
 Mates DEV-NOX_SENSOR-01



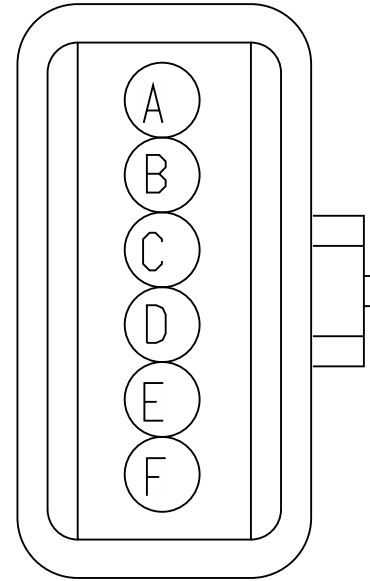
Name	Terminal Part Number	V-Min	Name	Wire Part Number	Wire CSA	Wire Spec	Wire Material description	Wire Color Description	Wire Length	End2 Terminal Part Number	End2 Pin Name	End2 Connector
1	-	-	-	-	-	-	-	-	-	-	-	-
1	-	-	WIRE735 419	-	0.0	-	-	-	0.0	-	X	-
1	-	-	WIRE740 261	-	0.0	-	-	-	0.0	-	X	-
2	-	-	-	-	-	-	-	-	-	-	-	-
2	-	-	WIRE735 420	-	0.0	-	-	-	0.0	-	PIN1	-
2	-	-	WIRE740 262	-	0.0	-	-	-	0.0	-	PIN1	-
3	-	-	10-G	2645227 R1	61.89	0.0	SGX FLEX 125C	BLACK	180.0	-	-	-
4	-	-	13	2645918 R1	0.79	18.0	TXL 150C	PINK	1910.0	-	8	677F

Connector Name 674M
 Part Number 3626435C1
 Instances B6.7 - Selective Catalytic Reduction (SCR) - (Euro 4/ Euro 5):Diagram1
 L9 - Selective Catalytic Reduction (SCR) - (Euro 4/ Euro 5):Diagram1
 Mates DEV-OUTLET_TEMP_SENSOR-01



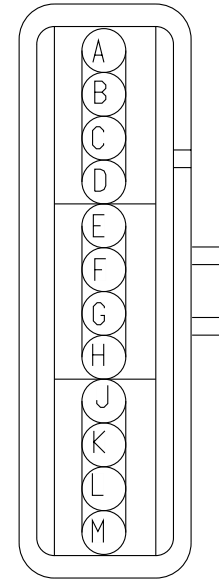
Name	Terminal Part Number	V-Min	Name	Wire Part Number	Wire CSA	Wire Spec	Wire Material description	Wire Color Description	Wire Length	End2 Terminal Part Number	End2 Pin Name	End2 Connector
1	-	-	95A	2645915 R1	0.79	18.0	TXL 150C	TAN	1580.0	-	-	-
1	-	-	95A	2645915 R1	0.79	18.0	TXL 150C	TAN	1580.0	-	2	674
2	-	-	9-GA	2645914 R1	0.79	18.0	TXL 150C	GREY	590.0	-	PIN1	-

Connector Name 6747A
 Part Number 3543729C1
 Instances B6.7 - ZVR Splice Packs - 6747:Diagram1
 L9 - ZVR Splice Packs - 6747:Diagram1
 Mates SP-ZVR_SPLICE_PACK-B000-11 -A1-B



Name	Terminal Part Number	V-Min	Name	Wire Part Number	Wire CSA	Wire Spec	Wire Material description	Wire Color Description	Wire Length	End2 Terminal Part Number	End2 Pin Name	End2 Connector
A	-	-	KA146-G	3510312 R1	1.16	16.0	Thin Wall XLPE Primary Cable	GREY	920.0	-	-	-
B	-	-	KK77-ZV	3510299 R1	0.79	18.0	Thin Wall XLPE Primary Cable	LIGHT GREEN	2035.0	-	-	-
C	-	-	ML9TS	3510311 R1	0.79	18.0	Thin Wall XLPE Primary Cable	GREY	1425.0	-	-	-
D	-	-	CA9T	3510311 R1	0.79	18.0	Thin Wall XLPE Primary Cable	GREY	2010.0	-	-	-

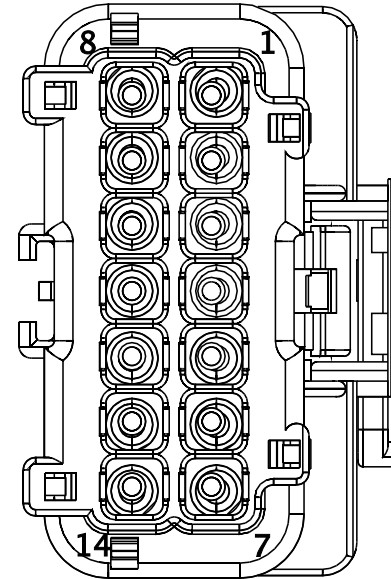
Connector Name 6747
 Part Number 3543733C1
 Instances B6.7 - ZVR Splice Packs - 6747:Diagram1
 L9 - ZVR Splice Packs - 6747:Diagram1
 Mates SP-ZVR_SPLICE_PACK-B000-11 -A1-A



Name	Terminal Part Number	V-Min	Name	Wire Part Number	Wire CSA	Wire Spec	Wire Material description	Wire Color Description	Wire Length	End2 Terminal Part Number	End2 Pin Name	End2 Connector
A	-	-	KA9	3510311 R1	0.79	18.0	Thin Wall XLPE Primary Cable	GREY	770.0	-	-	-
B	-	-	KR9	3510311 R1	0.79	18.0	Thin Wall XLPE Primary Cable	GREY	940.0	-	-	-
D	-	-	KA99-G	3510347 R1	0.79	18.0	Thin Wall XLPE Primary Cable	VIOLET	575.0	-	-	-
E	-	-	KA23-G1	3510329 R1	0.79	18.0	Thin Wall XLPE Primary Cable	TAN	680.0	-	-	-

Name	Terminal Part Number	V-Min	Name	Wire Part Number	Wire CSA	Wire Spec	Wire Material description	Wire Color Description	Wire Length	End2 Terminal Part Number	End2 Pin Name	End2 Connector
F	-	-	AC23-G	3510329 R1	0.79	18.0	Thin Wall XLPE Primary Cable	TAN	690.0	-	-	-
G	-	-	EB24-G	3510359 R1	0.79	18.0	Thin Wall XLPE Primary Cable	WHITE	2840.0	-	X	-
J	-	-	KA6	3510311 R1	0.79	18.0	Thin Wall XLPE Primary Cable	GREY	680.0	-	-	-
K	-	-	KR6	3510311 R1	0.79	18.0	Thin Wall XLPE Primary Cable	GREY	940.0	-	-	-
L	-	-	KA6A	3510311 R1	0.79	18.0	Thin Wall XLPE Primary Cable	GREY	575.0	-	-	-
M	-	-	KY6G	3510311 R1	0.79	18.0	Thin Wall XLPE Primary Cable	GREY	470.0	-	-	-
M	-	-	KZ6G	3510311 R1	0.79	18.0	Thin Wall XLPE Primary Cable	GREY	470.0	-	-	-

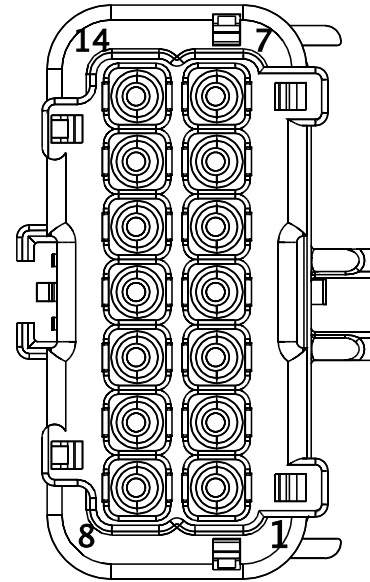
Connector Name 674
 Part Number 6114576C1
 Instances B6.7 - CAN Layout:Powertrain Standard J1939 (500Kbps)
 B6.7 - Selective Catalytic Reduction (SCR) - (Euro 4/ Euro 5):Diagram1
 L9 - CAN Layout:Euro 5 Powertrain Standard J1939 (250Kbps)
 L9 - Selective Catalytic Reduction (SCR) - (Euro 4/ Euro 5):Diagram1
 Mates 674



Name	Terminal Part Number	V-Min	Name	Wire Part Number	Wire CSA	Wire Spec	Wire Material description	Wire Color Description	Wire Length	End2 Terminal Part Number	End2 Pin Name	End2 Connector
2	-	-	95A	2645915 R1	0.79	18.0	TXL 150C	TAN	1580.0	-	1	675
2	-	-	95A	2645915 R1	0.79	18.0	TXL 150C	TAN	1580.0	-	1	674M
3	-	-	95C	3510330 R1	1.16	16.0	Thin Wall XLPE Primary Cable	TAN	1090.0	-	1	677
6	-	-	14AA	3510366 R1	1.16	16.0	Thin Wall XLPE Primary Cable	RED	990.0	-	X	-
8	-	-	13A	3510324 R1	1.16	16.0	Thin Wall XLPE Primary Cable	PINK	640.0	-	X	-
9	-	-	WIRE728 855	-	0.0	-	-	-	0.0	-	PIN1	-

Name	Terminal Part Number	V-Min	Name	Wire Part Number	Wire CSA	Wire Spec	Wire Material description	Wire Color Description	Wire Length	End2 Terminal Part Number	End2 Pin Name	End2 Connector
10	-	-	WIRE728854	-	0.0	-	-	-	0.0	-	PIN1	-
11	-	-	95B	3510329R1	0.79	18.0	Thin Wall XLPE Primary Cable	TAN	860.0	-	-	-
11	-	-	95B	3510329R1	0.79	18.0	Thin Wall XLPE Primary Cable	TAN	860.0	-	1	691
12	-	-	95K	3510330R1	1.16	16.0	Thin Wall XLPE Primary Cable	TAN	860.0	-	4	691

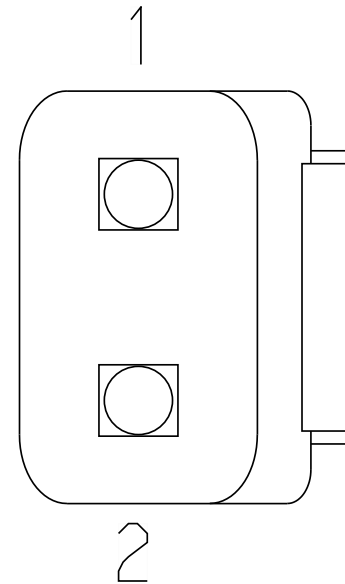
Connector Name 674
 Part Number 6114577C1
 Instances B6.7 - CAN Layout:Powertrain Standard J1939 (500Kbps)
 B6.7 - Selective Catalytic Reduction (SCR) - (Euro 4/ Euro 5):Diagram1
 L9 - CAN Layout:Euro 5 Powertrain Standard J1939 (250Kbps)
 L9 - Selective Catalytic Reduction (SCR) - (Euro 4/ Euro 5):Diagram1
 Mates 674



Name	Terminal Part Number	V-Min	Name	Wire Part Number	Wire CSA	Wire Spec	Wire Material description	Wire Color Description	Wire Length	End2 Terminal Part Number	End2 Pin Name	End2 Connector
2	-	-	VK95A	3510330 R1	1.16	16.0	Thin Wall XLPE Primary Cable	TAN	2850.0	-	B3	679
3	-	-	VK95D	3510330 R1	1.16	16.0	Thin Wall XLPE Primary Cable	TAN	2850.0	-	B6	679
6	-	-	VK14AA	3510367 R1	1.91	14.0	Thin Wall XLPE Primary Cable	RED	2850.0	-	-	-
8	-	-	VK13A	3510324 R1	1.16	16.0	Thin Wall XLPE Primary Cable	PINK	2850.0	-	B12	679
9	-	-	WIRE735 404	-	0.0	-	-	-	0.0	-	10	670

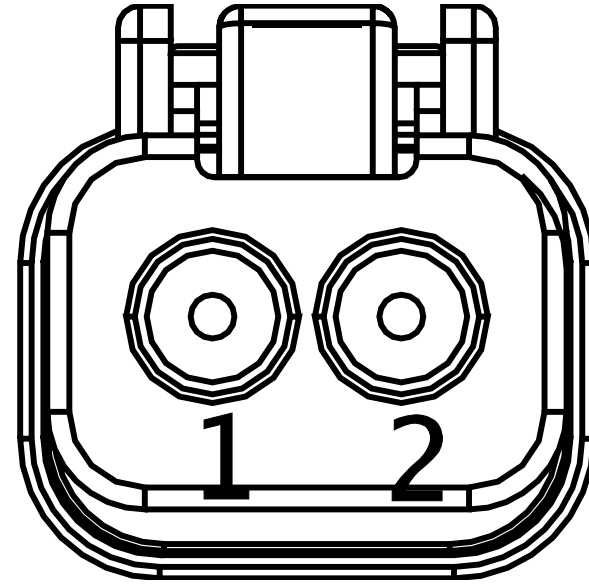
Name	Terminal Part Number	V-Min	Name	Wire Part Number	Wire CSA	Wire Spec	Wire Material description	Wire Color Description	Wire Length	End2 Terminal Part Number	End2 Pin Name	End2 Connect or
9	-	-	WIRE735410	-	0.0	-	-	-	0.0	-	PIN1	-
9	-	-	WIRE735411	-	0.0	-	-	-	0.0	-	PIN1	-
9	-	-	WIRE740246	-	0.0	-	-	-	0.0	-	PIN1	-
9	-	-	WIRE740251	-	0.0	-	-	-	0.0	-	PIN1	-
9	-	-	WIRE740254	-	0.0	-	-	-	0.0	-	10	670
10	-	-	WIRE735403	-	0.0	-	-	-	0.0	-	9	670
10	-	-	WIRE735407	-	0.0	-	-	-	0.0	-	PIN1	-
10	-	-	WIRE735417	-	0.0	-	-	-	0.0	-	PIN1	-
10	-	-	WIRE740242	-	0.0	-	-	-	0.0	-	PIN1	-
10	-	-	WIRE740249	-	0.0	-	-	-	0.0	-	PIN1	-
10	-	-	WIRE740253	-	0.0	-	-	-	0.0	-	9	670
11	-	-	VK95AB	3510329 R1	0.79	18.0	Thin Wall XLPE Primary Cable	TAN	2460.0	-	14	6000
12	-	-	VK95AK	3510330 R1	1.16	16.0	Thin Wall XLPE Primary Cable	TAN	2220.0	-	X	-

Connector Name 675M
 Part Number 3626435C1
 Instances B6.7 - Selective Catalytic Reduction (SCR) - (Euro 4/ Euro 5):Diagram1
 L9 - Selective Catalytic Reduction (SCR) - (Euro 4/ Euro 5):Diagram1
 Mates DEV-INLET_TEMP_SENSOR-01



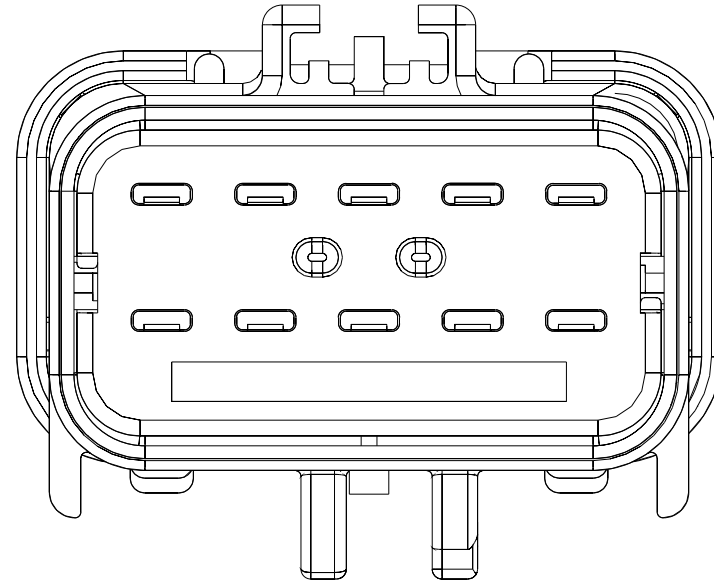
Name	Terminal Part Number	V-Min	Name	Wire Part Number	Wire CSA	Wire Spec	Wire Material description	Wire Color Description	Wire Length	End2 Terminal Part Number	End2 Pin Name	End2 Connector
1	-	-	95B	3510329 R1	0.79	18.0	Thin Wall XLPE Primary Cable	TAN	860.0	-	4	677F
1	-	-	95B	3510329 R1	0.79	18.0	Thin Wall XLPE Primary Cable	TAN	860.0	-	-	-
2	-	-	9-GB	2645914 R1	0.79	18.0	TXL 150C	GREY	255.0	-	PIN1	-

Connector Name 675
 Part Number 3757487C1
 Instances B6.7 - Selective Catalytic Reduction (SCR) - (Euro 4/ Euro 5):Diagram1
 L9 - Selective Catalytic Reduction (SCR) - (Euro 4/ Euro 5):Diagram1
 Mates DEV-BACKFLOW_HEATER-01



Name	Terminal Part Number	V-Min	Name	Wire Part Number	Wire CSA	Wire Spec	Wire Material description	Wire Color Description	Wire Length	End2 Terminal Part Number	End2 Pin Name	End2 Connector
1	-	-	95A	2645915 R1	0.79	18.0	TXL 150C	TAN	1580.0	-	2	674
1	-	-	95A	2645915 R1	0.79	18.0	TXL 150C	TAN	1580.0	-	-	-
2	-	-	10-GL	3510360 R1	1.16	16.0	Thin Wall XLPE Primary Cable	WHITE	325.0	-	X	-

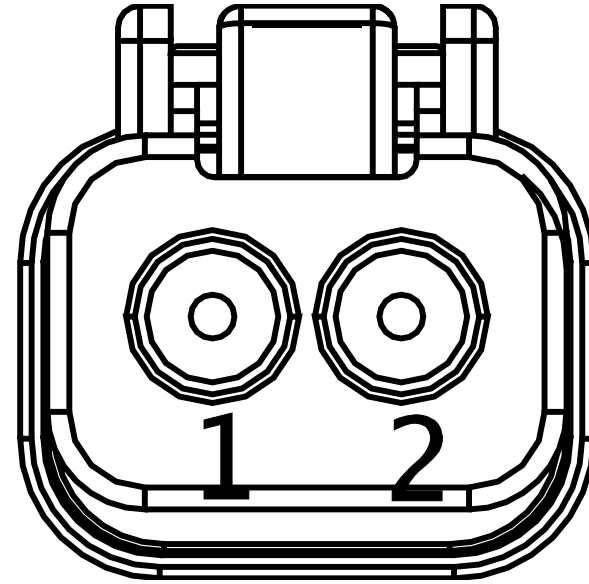
Connector Name 677F
 Part Number 6112506C1
 Instances B6.7 - CAN Layout:Powertrain Standard J1939 (500Kbps)
 B6.7 - Selective Catalytic Reduction (SCR) - (Euro 4/ Euro 5):Diagram1
 L9 - CAN Layout:Euro 5 Powertrain Standard J1939 (250Kbps)
 L9 - Selective Catalytic Reduction (SCR) - (Euro 4/ Euro 5):Diagram1
 Mates 670



Name	Terminal Part Number	V-Min	Name	Wire Part Number	Wire CSA	Wire Spec	Wire Material description	Wire Color Description	Wire Length	End2 Terminal Part Number	End2 Pin Name	End2 Connector
1	-	-	WIRE735421	-	0.0	-	-	-	0.0	-	X	-
1	-	-	WIRE740257	-	0.0	-	-	-	0.0	-	X	-
2	-	-	WIRE735423	-	0.0	-	-	-	0.0	-	PIN1	-
2	-	-	WIRE740260	-	0.0	-	-	-	0.0	-	PIN1	-
3	-	-	10-G	2645227R1	61.89	0.0	SGX FLEX125C	BLACK	180.0	-	X	-
4	-	-	95B	3510329R1	0.79	18.0	Thin Wall XLPE Primary Cable	TAN	860.0	-	1	675M
4	-	-	95B	3510329R1	0.79	18.0	Thin Wall XLPE Primary Cable	TAN	860.0	-	-	-

Name	Terminal Part Number	V-Min	Name	Wire Part Number	Wire CSA	Wire Spec	Wire Material description	Wire Color Description	Wire Length	End2 Terminal Part Number	End2 Pin Name	End2 Connector
5	-	-	9-G	2645914 R1	0.79	18.0	TXL 150C	GREY	990.0	-	PIN1	-
6	-	-	95A	2645915 R1	0.79	18.0	TXL 150C	TAN	1580.0	-	-	-
8	-	-	13	2645918 R1	0.79	18.0	TXL 150C	PINK	1910.0	-	4	672M
9	-	-	WIRE735 422	-	0.0	-	-	-	0.0	-	X	-
9	-	-	WIRE740 258	-	0.0	-	-	-	0.0	-	X	-
10	-	-	WIRE735 424	-	0.0	-	-	-	0.0	-	PIN1	-
10	-	-	WIRE740 259	-	0.0	-	-	-	0.0	-	PIN1	-

Connector Name 677
 Part Number 3757487C1
 Instances B6.7 - Selective Catalytic Reduction (SCR) - (Euro 4/ Euro 5):Diagram1
 L9 - Selective Catalytic Reduction (SCR) - (Euro 4/ Euro 5):Diagram1
 Mates DEV-SUCTION_HEATER-01

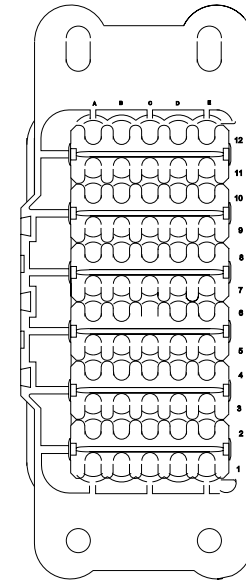


Name	Terminal Part Number	V-Min	Name	Wire Part Number	Wire CSA	Wire Spec	Wire Material description	Wire Color Description	Wire Length	End2 Terminal Part Number	End2 Pin Name	End2 Connector
1	-	-	95C	3510330 R1	1.16	16.0	Thin Wall XLPE Primary Cable	TAN	1090.0	-	3	674
2	-	-	10-GM	3510360 R1	1.16	16.0	Thin Wall XLPE Primary Cable	WHITE	600.0	-	X	-

Connector Name 678
 Part Number 3991593C1
 Instances B6.7 - CAN Layout:Powertrain Standard J1939 (500Kbps)
 B6.7 - Selective Catalytic Reduction (SCR) - (Euro 4/ Euro 5):Diagram1
 L9 - CAN Layout:Euro 5 Powertrain Standard J1939 (250Kbps)
 L9 - Selective Catalytic Reduction (SCR) - (Euro 4/ Euro 5):Diagram1
 Mates SNSR-DEF_TANK_QUAL-5041-01 -01A

Name	Terminal Part Number	V-Min	Name	Wire Part Number	Wire CSA	Wire Spec	Wire Material description	Wire Color Description	Wire Length	End2 Terminal Part Number	End2 Pin Name	End2 Connector
1	-	-	-	-	-	-	-	-	-	-	-	-
1	-	-	WIRE728864	-	0.0	-	-	-	0.0	-	PIN1	-
2	-	-	-	-	-	-	-	-	-	-	-	-
2	-	-	WIRE728866	-	0.0	-	-	-	0.0	-	PIN1	-
3	-	-	10-GC	2643681R1	1.16	16.0	Std. Wall XLPE Primary Cable	WHITE	255.0	-	X	-
4	-	-	13E	3510324R1	1.16	16.0	Thin Wall XLPE Primary Cable	PINK	255.0	-	X	-

Connector Name 679
 Part Number 4085662C92
 Instances B6.7 - Aftertreatment PDM:Diagram1
 B6.7 - Selective Catalytic Reduction (SCR) - (Euro 4/ Euro 5):Diagram1
 L9 - Aftertreatment PDM:Diagram1
 L9 - Selective Catalytic Reduction (SCR) - (Euro 4/ Euro 5):Diagram1
 Mates Fuse-SCR-5AMP



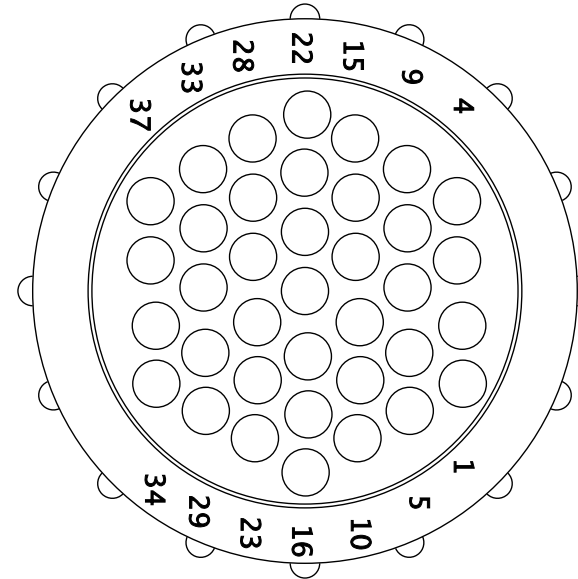
Name	Terminal Part Number	V-Min	Name	Wire Part Number	Wire CSA	Wire Spec	Wire Material description	Wire Color Description	Wire Length	End2 Terminal Part Number	End2 Pin Name	End2 Connector
A1	-	-	VK14M	3510366 R1	1.16	16.0	Thin Wall XLPE Primary Cable	RED	260.0	-	X	-
A3	-	-	VK95AJ	3510330 R1	1.16	16.0	Thin Wall XLPE Primary Cable	TAN	630.0	-	X	-
A4	-	-	VK14N	3510366 R1	1.16	16.0	Thin Wall XLPE Primary Cable	RED	260.0	-	X	-
A6	-	-	VK95AL	3510330 R1	1.16	16.0	Thin Wall XLPE Primary Cable	TAN	630.0	-	X	-

Name	Terminal Part Number	V-Min	Name	Wire Part Number	Wire CSA	Wire Spec	Wire Material description	Wire Color Description	Wire Length	End2 Terminal Part Number	End2 Pin Name	End2 Connector
A7	-	-	VK14BA	3510367 R1	1.91	14.0	Thin Wall XLPE Primary Cable	RED	295.0	-	-	-
A9	-	-	VL10-GE	3510360 R1	1.16	16.0	Thin Wall XLPE Primary Cable	WHITE	2795.0	-	PIN1	-
A10	-	-	VK14D	2643760 R1	1.16	16.0	Std. Wall XLPE Primary Cable	RED	0.0	-	-	-
A12	-	-	VL10-GH	3510360 R1	1.16	16.0	Thin Wall XLPE Primary Cable	WHITE	2795.0	-	PIN1	-
B1	-	-	VK95E	3510330 R1	1.16	16.0	Thin Wall XLPE Primary Cable	TAN	230.0	-	X	-
B3	-	-	VK95A	3510330 R1	1.16	16.0	Thin Wall XLPE Primary Cable	TAN	2850.0	-	2	674
B4	-	-	VK95F	3510330 R1	1.16	16.0	Thin Wall XLPE Primary Cable	TAN	230.0	-	X	-
B6	-	-	VK95D	3510330 R1	1.16	16.0	Thin Wall XLPE Primary Cable	TAN	2850.0	-	3	674

Name	Terminal Part Number	V-Min	Name	Wire Part Number	Wire CSA	Wire Spec	Wire Material description	Wire Color Description	Wire Length	End2 Terminal Part Number	End2 Pin Name	End2 Connector
B7	-	-	VK13B	3510324 R1	1.16	16.0	Thin Wall XLPE Primary Cable	PINK	605.0	-	X	-
B9	-	-	VK14S	2643686 R1	1.91	14.0	Std. Wall XLPE Primary Cable	RED	0.0	-	E6	679
B10	-	-	VK13C	3510324 R1	1.16	16.0	Thin Wall XLPE Primary Cable	PINK	605.0	-	X	-
B12	-	-	VK13A	3510324 R1	1.16	16.0	Thin Wall XLPE Primary Cable	PINK	2850.0	-	8	674
E1	-	-	VK14K	2643760 R1	1.16	16.0	Std. Wall XLPE Primary Cable	RED	380.0	-	PIN1	-
E2	-	-	VK14L	3510366 R1	1.16	16.0	Thin Wall XLPE Primary Cable	RED	260.0	-	-	-
E3	-	-	VK14DA	2643686 R1	1.91	14.0	Std. Wall XLPE Primary Cable	RED	480.0	-	-	-
E4	-	-	VK14AA	3510367 R1	1.91	14.0	Thin Wall XLPE Primary Cable	RED	2850.0	-	-	-

Name	Terminal Part Number	V-Min	Name	Wire Part Number	Wire CSA	Wire Spec	Wire Material description	Wire Color Description	Wire Length	End2 Terminal Part Number	End2 Pin Name	End2 Connector
E5	-	-	VK14G	3510367 R1	1.91	14.0	Thin Wall XLPE Primary Cable	RED	3200.0	-	8	670
E6	-	-	VK14S	2643686 R1	1.91	14.0	Std. Wall XLPE Primary Cable	RED	0.0	-	B9	679
E7	-	-	VK14CA	3510366 R1	1.16	16.0	Thin Wall XLPE Primary Cable	RED	295.0	-	X	-
E8	-	-	VK14D	2643760 R1	1.16	16.0	Std. Wall XLPE Primary Cable	RED	0.0	-	-	-


Connector Name 680
 Part Number 3730724C1
 Instances B6.7 - CAN Layout:Powertrain Standard J1939 (500Kbps)
 B6.7 - Selective Catalytic Reduction (SCR) - (Euro 4/ Euro 5):Diagram1
 L9 - CAN Layout:Euro 5 Powertrain Standard J1939 (250Kbps)
 L9 - Selective Catalytic Reduction (SCR) - (Euro 4/ Euro 5):Diagram1
 Mates DEV-DOSER_PUMP_MODULE-01



Name	Terminal Part Number	V-Min	Name	Wire Part Number	Wire CSA	Wire Spec	Wire Material description	Wire Color Description	Wire Length	End2 Terminal Part Number	End2 Pin Name	End2 Connector
16	-	-	14AB	3510365 R1	0.79	18.0	Thin Wall XLPE Primary Cable	RED	370.0	-	X	-
22	-	-	-	-	-	-	-	-	-	-	-	-
22	-	-	WIRE728 869	-	0.0	-	-	-	0.0	-	PIN1	-
23	-	-	10-GB	3510359 R1	0.79	18.0	Thin Wall XLPE Primary Cable	WHITE	820.0	-	X	-
28	-	-	-	-	-	-	-	-	-	-	-	-
28	-	-	WIRE728 870	-	0.0	-	-	-	0.0	-	PIN1	-
34	-	-	13F	3510323 R1	0.79	18.0	Thin Wall XLPE Primary Cable	PINK	720.0	-	X	-

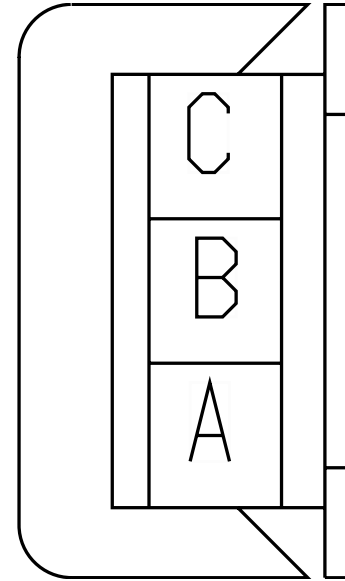
Name	Terminal Part Number	V-Min	Name	Wire Part Number	Wire CSA	Wire Spec	Wire Material description	Wire Color Description	Wire Length	End2 Terminal Part Number	End2 Pin Name	End2 Connector
35	-	-	59	3510311 R1	0.79	18.0	Thin Wall XLPE Primary Cable	GREY	365.0	-	1	682
36	-	-	59-G	3510359 R1	0.79	18.0	Thin Wall XLPE Primary Cable	WHITE	365.0	-	2	682

Connector Name 682
 Part Number 3730732C1
 Instances B6.7 - Selective Catalytic Reduction (SCR) - (Euro 4/ Euro 5):Diagram1
 L9 - Selective Catalytic Reduction (SCR) - (Euro 4/ Euro 5):Diagram1
 Mates DEV-DOSER_PUMP_MODULE-01



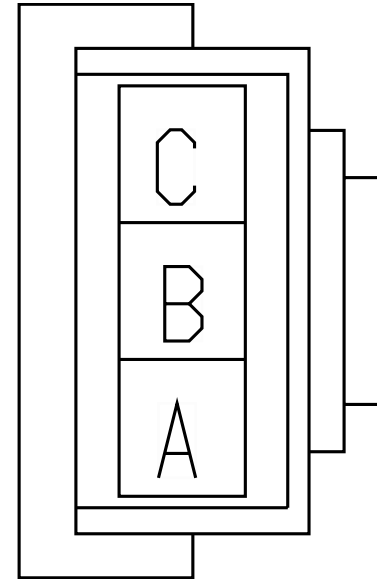
Name	Terminal Part Number	V-Min	Name	Wire Part Number	Wire CSA	Wire Spec	Wire Material description	Wire Color Description	Wire Length	End2 Terminal Part Number	End2 Pin Name	End2 Connector
1	-	-	59	3510311 R1	0.79	18.0	Thin Wall XLPE Primary Cable	GREY	365.0	-	35	680
2	-	-	59-G	3510359 R1	0.79	18.0	Thin Wall XLPE Primary Cable	WHITE	365.0	-	36	680

Connector Name 6900
 Part Number 1661198C1
 Short Description 2 WAY RADIO OVERHEAD
 Instances 2-Way Radio:Diagram1-Combination2
 Mates 6900



Name	Terminal Part Number	V-Min	Name	Wire Part Number	Wire CSA	Wire Spec	Wire Material description	Wire Color Description	Wire Length	End2 Terminal Part Number	End2 Pin Name	End2 Connector
A	-	-	SJ14HFA	3510367 R1	1.91	14.0	Thin Wall XLPE Primary Cable	RED	2785.0	-	1	1703M
B	-	-	SJ11-GA	3510361 R1	1.91	14.0	Thin Wall XLPE Primary Cable	WHITE	2785.0	-	2	1703M
C	-	-	SJ86P	3510300 R1	1.16	16.0	Thin Wall XLPE Primary Cable	LIGHT GREEN	2455.0	-	-	-

Connector Name 6900
 Part Number 1661199C1
 Short Description 2-WAY RADIO PROVISION
 Instances 2-Way Radio:Diagram1-Combination2
 Mates 6900




Name	Terminal Part Number	V-Min	Name	Wire Part Number	Wire CSA	Wire Spec	Wire Material description	Wire Color Description	Wire Length	End2 Terminal Part Number	End2 Pin Name	End2 Connector
A	-	-	CZ14HC	2643760 R1	1.16	16.0	Std. Wall XLPE Primary Cable	RED	2620.0	-	A	1913A
B	-	-	CZ11-GAP	2643681 R1	1.16	16.0	Std. Wall XLPE Primary Cable	WHITE	2620.0	-	C	1913A
C	-	-	CZ86P	2643678 R1	1.16	16.0	Std. Wall XLPE Primary Cable	LIGHT GREEN	2620.0	-	B	1913A

Connector Name 691
 Part Number 3714731C1
 Instances B6.7 - Selective Catalytic Reduction (SCR) - (Euro 4/ Euro 5):Diagram1
 L9 - Selective Catalytic Reduction (SCR) - (Euro 4/ Euro 5):Diagram1
 Mates DEV-COOLANT_CONTROL_VALVE- 01


Name	Terminal Part Number	V-Min	Name	Wire Part Number	Wire CSA	Wire Spec	Wire Material description	Wire Color Description	Wire Length	End2 Terminal Part Number	End2 Pin Name	End2 Connector
1	-	-	95B	3510329 R1	0.79	18.0	Thin Wall XLPE Primary Cable	TAN	860.0	-	-	-
1	-	-	95B	3510329 R1	0.79	18.0	Thin Wall XLPE Primary Cable	TAN	860.0	-	11	674
4	-	-	95K	3510330 R1	1.16	16.0	Thin Wall XLPE Primary Cable	TAN	860.0	-	12	674

Connector Name 7000c
 Part Number RING-10_0
 Instances L9 - Delco Remy 36SI Alternator W/Sensor:Diagram1
 Mates DEV-Delco_Remy_36SI_Alternator-4004-01-07A



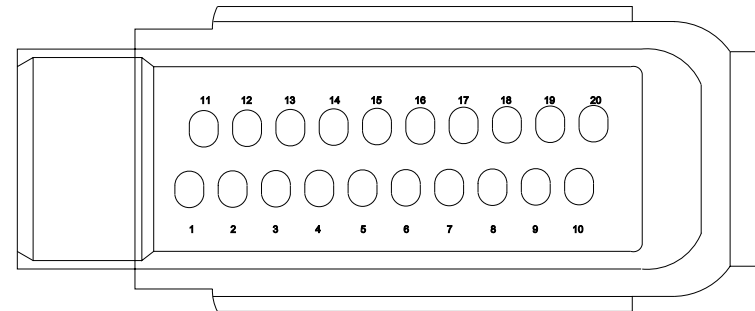
Name	Terminal Part Number	V-Min	Name	Wire Part Number	Wire CSA	Wire Spec	Wire Material description	Wire Color Description	Wire Length	End2 Terminal Part Number	End2 Pin Name	End2 Connector
A	-	-	JS1A	3510366 R1	1.16	16.0	Thin Wall XLPE Primary Cable	RED	1330.0	-	B	1F

Connector Name 7000
 Part Number RING-M-5_0
 Instances B6.7 - Delco Remy 28SI Alternator W/Sensor:Diagram1
 B6.7 - Leece-Neville AVI160-210A/240A Alternator W/
 Sensor:Diagram1
 L9 - Delco Remy 28SI Alternator W/Sensor:Diagram1-
 Combination1
 L9 - Delco Remy 28SI Alternator W/Sensor:Diagram1-
 Combination2
 L9 - Leece-Neville - LN 325A Alternator W/Sensor:Diagram1
 L9 - Leece-Neville AVI160-210A/240A Alternator W/
 Sensor:Diagram1
 Mates DEV-Delco_Remy_28SI_Altern ator-4004-01-05A



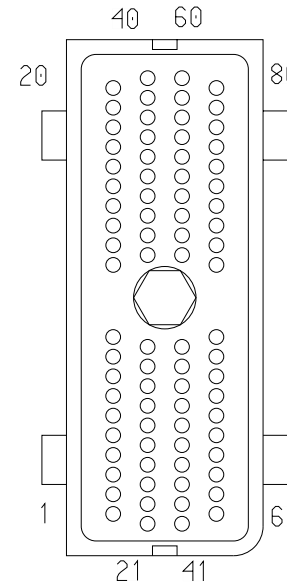
Name	Terminal Part Number	V-Min	Name	Wire Part Number	Wire CSA	Wire Spec	Wire Material description	Wire Color Description	Wire Length	End2 Terminal Part Number	End2 Pin Name	End2 Connector
A	-	-	JS1A	3510366 R1	1.16	16.0	Thin Wall XLPE Primary Cable	RED	1330.0	-	B	1F

Connector Name 7105
 Part Number 3765544C1
 Instances
 B6.7 - Rear Lights Stop - Single Assembly:Diagram1
 B6.7 - Trans Range Inhibit (J1939 Comm):Diagram1
 B6.7 - Transmission - MODE Selection:Diagram1
 B6.7 - Transmission Power Take Off (Auto Trans Single PTO w/21 Parameters):Diagram1
 B6.7 - Trip Odometer (w/ECM & TCM):Diagram1
 L9 - Transmission - MODE Selection:Diagram1
 L9 - Transmission Oil Temperature-Automatic Trans w/Aux Gauge:Diagram1
 L9 - Transmission Power Take Off (Single PTO W/ RPM and Auto Trans):Diagram1
 L9 - Trip Odometer (w/ECM & TCM):Diagram1
 Transmission Oil Temperature Automatic Trans Option2:Diagram1
 Vehicle Speedometer System (Automatic XMSN) NA:Diagram1
 Mates MODU-TCM-A002-10-04



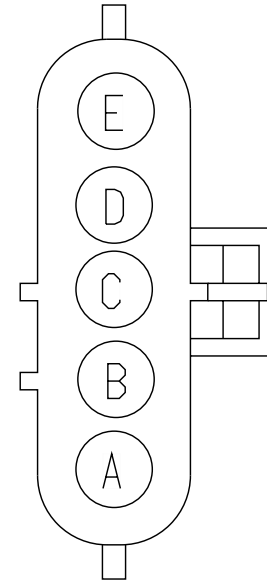
Name	Terminal Part Number	V-Min	Name	Wire Part Number	Wire CSA	Wire Spec	Wire Material description	Wire Color Description	Wire Length	End2 Terminal Part Number	End2 Pin Name	End2 Connector
11	-	-	-	-	-	-	-	-	-	-	-	-
12	-	-	-	-	-	-	-	-	-	-	-	-

Connector Name 7151
 Part Number 3605713C1
 Instances
 B6.7 - Rear Lights Stop - Single Assembly:Diagram1
 B6.7 - Trans Range Inhibit (J1939 Comm):Diagram1
 B6.7 - Transmission - MODE Selection:Diagram1
 B6.7 - Transmission Power Take Off (Auto Trans Single PTO w/21 Parameters):Diagram1
 B6.7 - Transmission Shifter (Stalk Shifter Allison):Diagram1-Combination2
 B6.7 - Trip Odometer (w/ECM & TCM):Diagram1
 L9 - Transmission - MODE Selection:Diagram1
 L9 - Transmission Oil Temperature-Automatic Trans w/Aux Gauge:Diagram1
 L9 - Transmission Power Take Off (Single PTO W/ RPM and Auto Trans):Diagram1
 L9 - Trip Odometer (w/ECM & TCM):Diagram1
 Transmission Oil Temperature Automatic Trans Option2:Diagram1
 Vehicle Speedometer System (Automatic XMSN) NA:Diagram1
 Mates MODU-TCM-A002-10-02



Name	Terminal Part Number	V-Min	Name	Wire Part Number	Wire CSA	Wire Spec	Wire Material description	Wire Color Description	Wire Length	End2 Terminal Part Number	End2 Pin Name	End2 Connector
6	-	-	-	-	-	-	-	-	-	-	-	-
27	-	-	-	-	-	-	-	-	-	-	-	-
34	-	-	PM92#134	3510335 R1	0.79	18.0	Thin Wall XLPE Primary Cable	YELLOW 2	2390.0	-	19	1702

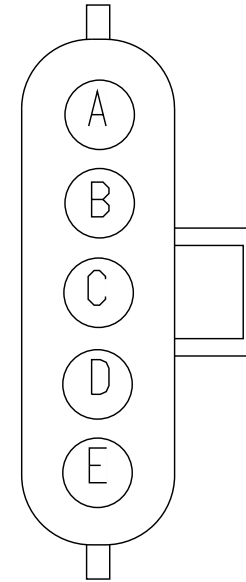
Connector Name 71
 Part Number 1677851C1
 Short Description CHASSIS TAIL LIGHT
 Instances B6.7 - Rear Light (Tail Light):Diagram1
 L9 - Directional Signal (Turn) W/ LED BOX LAMPS:Diagram1
 L9 - License Plate Light (LED BOX LAMP Tail Light):Diagram1
 Mates 9303A



Name	Terminal Part Number	V-Min	Name	Wire Part Number	Wire CSA	Wire Spec	Wire Material description	Wire Color Description	Wire Length	End2 Terminal Part Number	End2 Pin Name	End2 Connector
B	-	-	56	2643690 R1	1.91	14.0	Std. Wall XLPE Primary Cable	ORANGE	740.0	-	B	73
C	-	-	57	2643690 R1	1.91	14.0	Std. Wall XLPE Primary Cable	ORANGE	1390.0	-	C	72
D	-	-	68	2643688 R1	1.91	14.0	Std. Wall XLPE Primary Cable	BROWN	190.0	-	X	-
E	-	-	10-G	2643689 R1	1.91	14.0	Std. Wall XLPE Primary Cable	WHITE	190.0	-	X	-

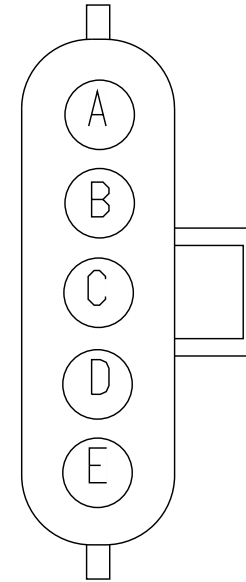
Name	Terminal Part Number	V-Min	Name	Wire Part Number	Wire CSA	Wire Spec	Wire Material description	Wire Color Description	Wire Length	End2 Terminal Part Number	End2 Pin Name	End2 Connector
E	-	-	10-G	2643689 R1	1.91	14.0	Std. Wall XLPE Primary Cable	WHITE	190.0	-	1	-

Connector Name 72
 Part Number 1661375C2
 Instances L9 - Directional Signal (Turn) W/ LED BOX LAMPS:Diagram1
 L9 - License Plate Light (LED BOX LAMP Tail Light):Diagram1
 Mates LT-RS_TAIL_ASSY-1002-02-01A



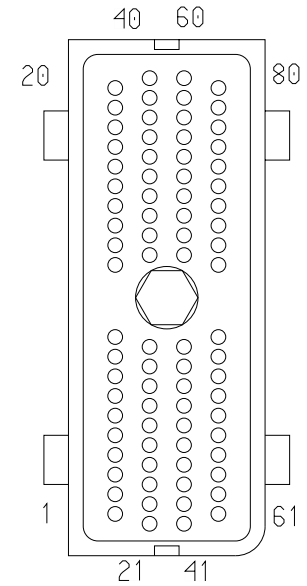
Name	Terminal Part Number	V-Min	Name	Wire Part Number	Wire CSA	Wire Spec	Wire Material description	Wire Color Description	Wire Length	End2 Terminal Part Number	End2 Pin Name	End2 Connector
C	-	-	57	2643690 R1	1.91	14.0	Std. Wall XLPE Primary Cable	ORANGE	1390.0	-	C	71
D	-	-	68B	2643688 R1	1.91	14.0	Std. Wall XLPE Primary Cable	BROWN	1200.0	-	X	-
E	-	-	10-GB	2643689 R1	1.91	14.0	Std. Wall XLPE Primary Cable	WHITE	1200.0	-	X	-
E	-	-	10-GB	2643689 R1	1.91	14.0	Std. Wall XLPE Primary Cable	WHITE	1200.0	-	1	-

Connector Name 73
 Part Number 1661375C2
 Instances L9 - Directional Signal (Turn) W/ LED BOX LAMPS:Diagram1
 L9 - License Plate Light (LED BOX LAMP Tail Light):Diagram1
 Mates LT-LS_TAIL_ASSY-1002-02-01A



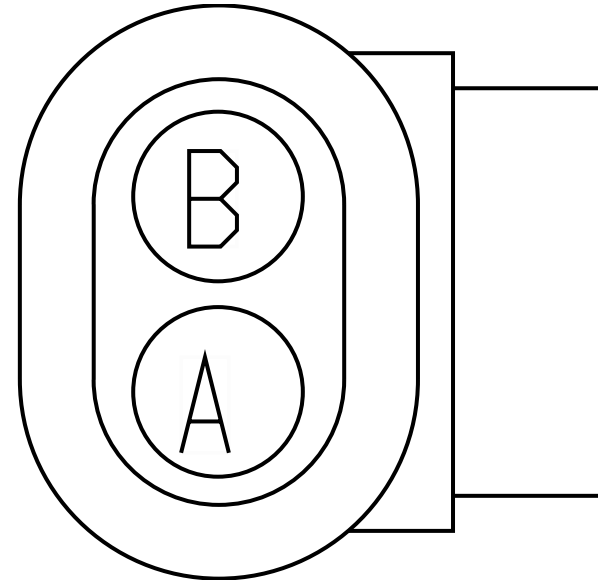
Name	Terminal Part Number	V-Min	Name	Wire Part Number	Wire CSA	Wire Spec	Wire Material description	Wire Color Description	Wire Length	End2 Terminal Part Number	End2 Pin Name	End2 Connector
B	-	-	56	2643690 R1	1.91	14.0	Std. Wall XLPE Primary Cable	ORANGE	740.0	-	B	71
D	-	-	68A	2643688 R1	1.91	14.0	Std. Wall XLPE Primary Cable	BROWN	550.0	-	X	-
E	-	-	10-GA	2643689 R1	1.91	14.0	Std. Wall XLPE Primary Cable	WHITE	550.0	-	X	-
E	-	-	10-GA	2643689 R1	1.91	14.0	Std. Wall XLPE Primary Cable	WHITE	550.0	-	1	-

Connector Name 7500A
 Part Number 3605713C1
 Instances B6.7 - CAN Layout:Powertrain Standard J1939 (500Kbps)
 L9 - CAN Layout:Euro 5 Powertrain Standard J1939 (250Kbps)
 Mates MODU-TCM-A002-10-03



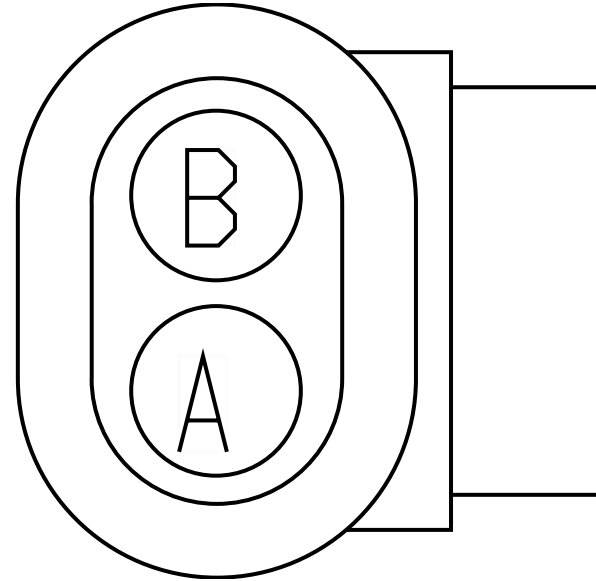
Name	Terminal Part Number	V-Min	Name	Wire Part Number	Wire CSA	Wire Spec	Wire Material description	Wire Color Description	Wire Length	End2 Terminal Part Number	End2 Pin Name	End2 Connector
8	-	-	WIRE735 408	-	0.0	-	-	-	0.0	-	PIN1	-
8	-	-	WIRE740 244	-	0.0	-	-	-	0.0	-	PIN1	-
28	-	-	WIRE735 405	-	0.0	-	-	-	0.0	-	PIN1	-
28	-	-	WIRE740 241	-	0.0	-	-	-	0.0	-	PIN1	-

Connector Name 7500M
 Part Number 1661778C1
 Instances B6.7 - Back-Up Alarm (Manual) W/ Tailboard:Diagram1
 B6.7 - Back-Up Alarm (Manual) W/O Tailboard:Diagram1
 B6.7 - WORK LIGHT W BackUP 1 BULB Option 2:Diagram1-Combination1
 B6.7 - WORK LIGHT W BackUP 1 BULB Option 2:Diagram1-Combination2
 Mates SW-TRANSSWITCH-1023-01-02A



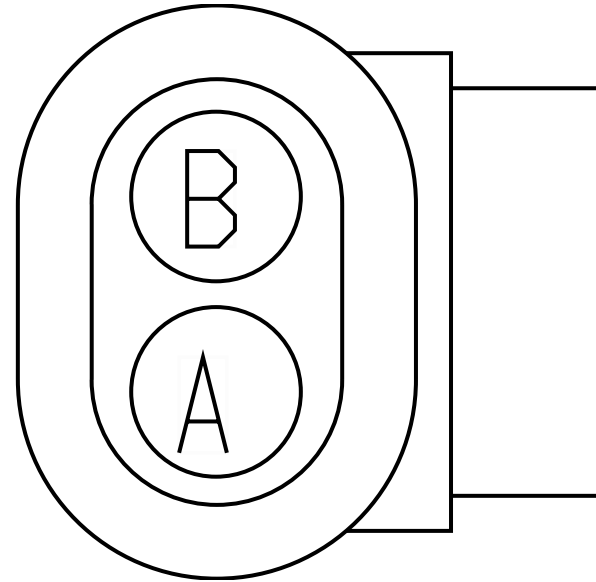
Name	Terminal Part Number	V-Min	Name	Wire Part Number	Wire CSA	Wire Spec	Wire Material description	Wire Color Description	Wire Length	End2 Terminal Part Number	End2 Pin Name	End2 Connector
2	-	-	MJ71B	2645915 R1	0.79	18.0	TXL 150C	TAN	1600.0	-	7	1702

Connector Name 7500M
 Part Number 1661778C1
 Instances L9 - Back-Up Alarm (Manual) W/ Tailboard:Diagram1-Combination1
 L9 - Back-Up Alarm (Manual) W/O Tailboard:Diagram1-Combination1
 Mates SW-TRANSSWITCH-1023-01-02A



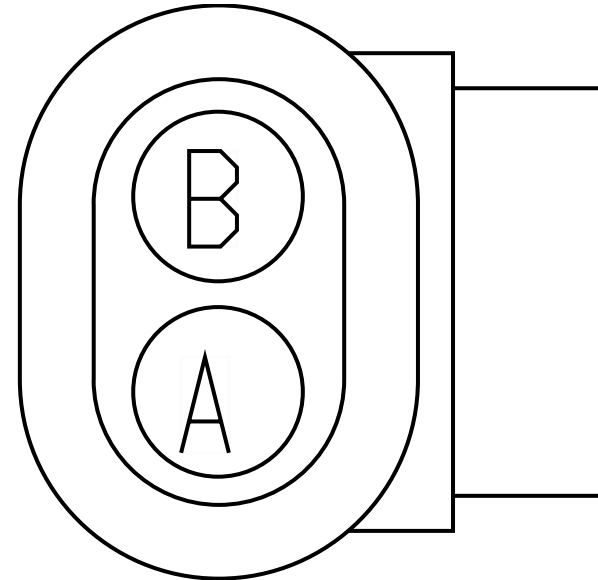
Name	Terminal Part Number	V-Min	Name	Wire Part Number	Wire CSA	Wire Spec	Wire Material description	Wire Color Description	Wire Length	End2 Terminal Part Number	End2 Pin Name	End2 Connector
B	-	-	MJ71B	2645915 R1	0.79	18.0	TXL 150C	TAN	1600.0	-	7	1702

Connector Name 7500M
 Part Number 1661778C1
 Instances L9 - Body Builder Lighting - Combined Turn and Stop Lamps
 (Manual) Option2:Diagram1-Combination1
 L9 - Body Builder Lighting - Combined Turn and Stop Lamps
 (Manual) Option2:Diagram1-Combination2
 L9 - WORK LIGHT W BackUP 1 BULB:Diagram1-Combination1
 L9 - WORK LIGHT W BackUP 1 BULB:Diagram1-Combination2
 Mates SW-TRANSSWITCH-1023-01-02A



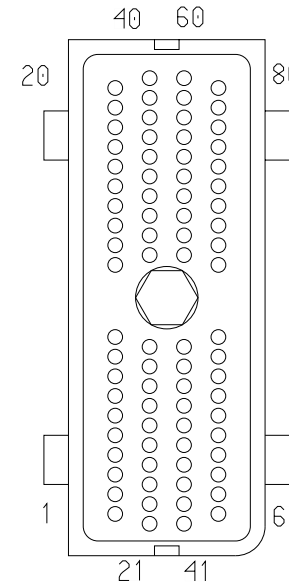
Name	Terminal Part Number	V-Min	Name	Wire Part Number	Wire CSA	Wire Spec	Wire Material description	Wire Color Description	Wire Length	End2 Terminal Part Number	End2 Pin Name	End2 Connector
2	-	-	MJ71B	2645915 R1	0.79	18.0	TXL 150C	TAN	1600.0	-	7	1702

Connector Name 7500W
 Part Number 1661778C1
 Instances L9 - Backup Lights (Single Reverse Lights) Eaton/Manual
 Trans:Diagram1-Combination1
 Mates SW-TRANSSWITCH-1023-01-02A



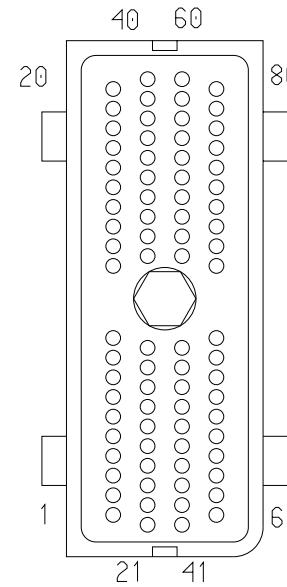
Name	Terminal Part Number	V-Min	Name	Wire Part Number	Wire CSA	Wire Spec	Wire Material description	Wire Color Description	Wire Length	End2 Terminal Part Number	End2 Pin Name	End2 Connector
A	-	-	MJ71A	2645921 R1	0.79	18.0	TXL 150C	ORANGE	1600.0	-	6	1702
B	-	-	MJ71B	2645915 R1	0.79	18.0	TXL 150C	TAN	1600.0	-	7	1702

Connector Name 7500
 Part Number 3605713C1
 Instances L9 - Backup Light (Single Reverse Light) Allison 3K/4K
 07:Diagram1-Combination2
 L9 - Rear Lights Stop - Single Assembly:Diagram1
 L9 - Remote Start/Stop:Diagram1
 L9 - Remote Start/Stop w/ Emergency Pump:Diagram1
 L9 - Transmission Power Take Off (Auto Trans Single PTO w/21
 Parameters):Diagram1
 L9 - Transmission Power Take Off (Auto Trans with
 Lectradrive):Diagram1
 L9 - Transmission Shifter (Stalk Shifter Allison):Diagram1-
 Combination2
 Mates MODU-TCM-A002-10-03



Name	Terminal Part Number	V-Min	Name	Wire Part Number	Wire CSA	Wire Spec	Wire Material description	Wire Color Description	Wire Length	End2 Terminal Part Number	End2 Pin Name	End2 Connector
6	-	-	-	-	-	-	-	-	-	-	-	-
27	-	-	-	-	-	-	-	-	-	-	-	-
34	-	-	PM92#134	3510335 R1	0.79	18.0	Thin Wall XLPE Primary Cable	YELLOW 2	2390.0	-	19	1702
65	-	-	PM92#165	3510329 R1	0.79	18.0	Thin Wall XLPE Primary Cable	TAN	2390.0	-	7	1702

Connector Name 7500
 Part Number 3605713C1
 Instances
 B6.7 - Backup Light(Single Reverse Light) Allison
 3K/4K:Diagram1-Combination2
 B6.7 - Rear Lights Stop - Single Assembly:Diagram1
 B6.7 - Trans Range Inhibit (J1939 Comm):Diagram1
 B6.7 - Transmission (Allison 3K/4K):Diagram1-Combination2
 B6.7 - Transmission - MODE Selection:Diagram1
 B6.7 - Transmission Power Take Off (Auto Trans Single PTO
 w/21 Parameters):Diagram1
 B6.7 - Trip Odometer (w/ECM & TCM):Diagram1
 L9 - Transmission (Allison 3K/4K):Diagram1-Combination2
 L9 - Transmission - MODE Selection:Diagram1
 L9 - Transmission Oil Temperature-Automatic Trans w/Aux
 Gauge:Diagram1
 L9 - Transmission Power Take Off (Single PTO W/ RPM and
 Auto Trans):Diagram1
 L9 - Trip Odometer (w/ECM & TCM):Diagram1
 Transmission Oil Temperature Automatic Trans
 Option2:Diagram1
 Vehicle Speedometer System (Automatic XMSN) NA:Diagram1



Mates MODU-TCM-A002-10-03

Name	Terminal Part Number	V-Min	Name	Wire Part Number	Wire CSA	Wire Spec	Wire Material description	Wire Color Description	Wire Length	End2 Terminal Part Number	End2 Pin Name	End2 Connector
1	-	-	PN92#101	3510341 R1	0.79	18.0	Thin Wall XLPE Primary Cable	LIGHT BLUE	2785.0	-	-	-
1	-	-	VV92#101	3510341 R1	0.79	18.0	Thin Wall XLPE Primary Cable	LIGHT BLUE	2155.0	-	-	-
1	-	-	PR92#101	3510341 R1	0.79	18.0	Thin Wall XLPE Primary Cable	LIGHT BLUE	2785.0	-	-	-

Name	Terminal Part Number	V-Min	Name	Wire Part Number	Wire CSA	Wire Spec	Wire Material description	Wire Color Description	Wire Length	End2 Terminal Part Number	End2 Pin Name	End2 Connect or
1	-	-	PW47#125	3510311 R1	0.79	18.0	Thin Wall XLPE Primary Cable	GREY	2820.0	-	-	-
2	-	-	VV92#103	3510335 R1	0.79	18.0	Thin Wall XLPE Primary Cable	YELLOW 2	2505.0	-	-	-
2	-	-	PN92#103	3510335 R1	0.79	18.0	Thin Wall XLPE Primary Cable	YELLOW 2	2635.0	-	-	-
3	-	-	PR92#103	3510335 R1	0.79	18.0	Thin Wall XLPE Primary Cable	YELLOW 2	2635.0	-	X	-
3	-	-	PN92#103	3510335 R1	0.79	18.0	Thin Wall XLPE Primary Cable	YELLOW 2	2635.0	-	X	-
5	-	-	PM92#105	3510317 R1	0.79	18.0	Thin Wall XLPE Primary Cable	ORANGE	2785.0	-	-	-
6	-	-	-	-	-	-	-	-	-	-	-	-
9	-	-	LB92#109	3510359 R1	0.79	18.0	Thin Wall XLPE Primary Cable	WHITE	310.0	-	X	-
9	-	-	LA92#109	3510359 R1	0.79	18.0	Thin Wall XLPE Primary Cable	WHITE	310.0	-	X	-

Name	Terminal Part Number	V-Min	Name	Wire Part Number	Wire CSA	Wire Spec	Wire Material description	Wire Color Description	Wire Length	End2 Terminal Part Number	End2 Pin Name	End2 Connect or
9	-	-	LC92#109	3510359 R1	0.79	18.0	Thin Wall XLPE Primary Cable	WHITE	310.0	-	X	-
9	-	-	PM92#109	3510359 R1	0.79	18.0	Thin Wall XLPE Primary Cable	WHITE	2310.0	-	-	-
10	-	-	PM92#110	3510365 R1	0.79	18.0	Thin Wall XLPE Primary Cable	RED	1135.0	-	1	-
11	-	-	PW92#111	2645921 R1	0.79	18.0	TXL 150C	ORANGE	520.0	-	-	-
12	-	-	PT92A112	2645918 R1	0.79	18.0	TXL 150C	PINK	520.0	-	-	-
12	-	-	PR92A112	3510323 R1	0.79	18.0	Thin Wall XLPE Primary Cable	PINK	310.0	-	X	-
16	-	-	PW92#116	2645922 R1	0.79	18.0	TXL 150C	LIGHT BLUE	520.0	-	-	-
17	-	-	RL92#117	3510341 R1	0.79	18.0	Thin Wall XLPE Primary Cable	LIGHT BLUE	2785.0	-	-	-
17	-	-	RM92A117	3510341 R1	0.79	18.0	Thin Wall XLPE Primary Cable	LIGHT BLUE	180.0	-	X	-
17	-	-	RN92#117	3510341 R1	0.79	18.0	Thin Wall XLPE Primary Cable	LIGHT BLUE	2820.0	-	-	-

Name	Terminal Part Number	V-Min	Name	Wire Part Number	Wire CSA	Wire Spec	Wire Material description	Wire Color Description	Wire Length	End2 Terminal Part Number	End2 Pin Name	End2 Connector
17	-	-	RL92#142	3510359 R1	0.79	18.0	Thin Wall XLPE Primary Cable	WHITE	2785.0	-	-	-
17	-	-	RM92A142	3510359 R1	0.79	18.0	Thin Wall XLPE Primary Cable	WHITE	180.0	-	X	-
18	-	-	PW92#118	2645914 R1	0.79	18.0	TXL 150C	GREY	520.0	-	-	-
19	-	-	PR92#119	3510341 R1	0.79	18.0	Thin Wall XLPE Primary Cable	LIGHT BLUE	630.0	-	-	-
20	-	-	PW92A120	3510341 R1	0.79	18.0	Thin Wall XLPE Primary Cable	LIGHT BLUE	520.0	-	-	-
20	-	-	PE92#120	3510353 R1	0.79	18.0	Thin Wall XLPE Primary Cable	DARK BLUE	785.0	-	-	-
20	-	-	PB92A120	2645922 R1	0.79	18.0	TXL 150C	LIGHT BLUE	520.0	-	-	-
22	-	-	PM92#122	3510335 R1	0.79	18.0	Thin Wall XLPE Primary Cable	YELLOW 2	2785.0	-	-	-
23	-	-	PM92#123	3510299 R1	0.79	18.0	Thin Wall XLPE Primary Cable	LIGHT GREEN	2785.0	-	-	-

Name	Terminal Part Number	V-Min	Name	Wire Part Number	Wire CSA	Wire Spec	Wire Material description	Wire Color Description	Wire Length	End2 Terminal Part Number	End2 Pin Name	End2 Connect or
24	-	-	PR92#124	3510359 R1	0.79	18.0	Thin Wall XLPE Primary Cable	WHITE	2820.0	-	-	-
27	-	-	-	-	-	-	-	-	-	-	-	-
30	-	-	PM92#130	3510335 R1	0.79	18.0	Thin Wall XLPE Primary Cable	YELLOW 2	2785.0	-	-	-
31	-	-	PT92#131	2645910 R1	0.79	18.0	TXL 150C	YELLOW 2	520.0	-	-	-
31	-	-	PR92A131	3510335 R1	0.79	18.0	Thin Wall XLPE Primary Cable	YELLOW 2	335.0	-	X	-
31	-	-	PR92#115	3510359 R1	0.79	18.0	Thin Wall XLPE Primary Cable	WHITE	570.0	-	-	-
33	-	-	PW92#133	2645910 R1	0.79	18.0	TXL 150C	YELLOW 2	520.0	-	-	-
34	-	-	PM92#134	3510335 R1	0.79	18.0	Thin Wall XLPE Primary Cable	YELLOW 2	2390.0	-	-	-
36	-	-	PW92#136	2645921 R1	0.79	18.0	TXL 150C	ORANGE	520.0	-	-	-
37	-	-	PW92#137	2645919 R1	0.79	18.0	TXL 150C	WHITE	520.0	-	-	-
39	-	-	PW48#139	2645921 R1	0.79	18.0	TXL 150C	ORANGE	2140.0	-	-	-

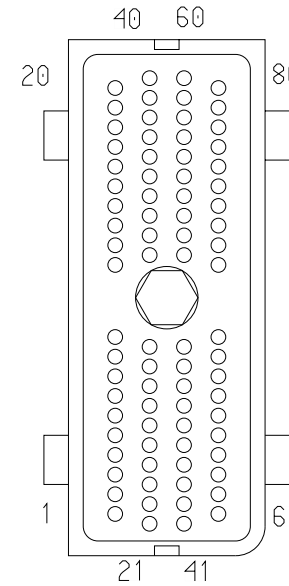
Name	Terminal Part Number	V-Min	Name	Wire Part Number	Wire CSA	Wire Spec	Wire Material description	Wire Color Description	Wire Length	End2 Terminal Part Number	End2 Pin Name	End2 Connector
39	-	-	PD48#139	3510317 R1	0.79	18.0	Thin Wall XLPE Primary Cable	ORANGE	1140.0	-	-	-
39	-	-	PB48#139	2645921 R1	0.79	18.0	TXL 150C	ORANGE	2410.0	-	-	-
40	-	-	PW47#140	3510299 R1	0.79	18.0	Thin Wall XLPE Primary Cable	LIGHT GREEN	620.0	-	-	-
41	-	-	PY92A141	3510329 R1	0.79	18.0	Thin Wall XLPE Primary Cable	TAN	2390.0	-	-	-
41	-	-	RL92A141	3510329 R1	0.79	18.0	Thin Wall XLPE Primary Cable	TAN	2820.0	-	-	-
42	-	-	RM92A142	3510359 R1	0.79	18.0	Thin Wall XLPE Primary Cable	WHITE	180.0	-	X	-
42	-	-	RL92#142	3510359 R1	0.79	18.0	Thin Wall XLPE Primary Cable	WHITE	2785.0	-	-	-
43	-	-	PM92#143	3510341 R1	0.79	18.0	Thin Wall XLPE Primary Cable	LIGHT BLUE	2785.0	-	-	-
45	-	-	PY92#145	3510317 R1	0.79	18.0	Thin Wall XLPE Primary Cable	ORANGE	2820.0	-	-	-

Name	Terminal Part Number	V-Min	Name	Wire Part Number	Wire CSA	Wire Spec	Wire Material description	Wire Color Description	Wire Length	End2 Terminal Part Number	End2 Pin Name	End2 Connect or
45	-	-	RL92#145	3510317 R1	0.79	18.0	Thin Wall XLPE Primary Cable	ORANGE	2785.0	-	-	-
51	-	-	PW92#151	2645919 R1	0.79	18.0	TXL 150C	WHITE	520.0	-	-	-
52	-	-	PW92#152	2645920 R1	0.79	18.0	TXL 150C	LIGHT GREEN	520.0	-	-	-
54	-	-	PW31#154	2645915 R1	0.79	18.0	TXL 150C	TAN	520.0	-	-	-
55	-	-	PW92#155	2645919 R1	0.79	18.0	TXL 150C	WHITE	520.0	-	-	-
56	-	-	PR92#156	3510323 R1	0.79	18.0	Thin Wall XLPE Primary Cable	PINK	2820.0	-	-	-
58	-	-	PT92#158	2645920 R1	0.79	18.0	TXL 150C	LIGHT GREEN	520.0	-	-	-
58	-	-	PR92A158	3510299 R1	0.79	18.0	Thin Wall XLPE Primary Cable	LIGHT GREEN	360.0	-	X	-
59	-	-	PW48#159	2645915 R1	0.79	18.0	TXL 150C	TAN	2140.0	-	-	-
59	-	-	PB48#159	2645915 R1	0.79	18.0	TXL 150C	TAN	2410.0	-	-	-
59	-	-	PD48#159	3510329 R1	0.79	18.0	Thin Wall XLPE Primary Cable	TAN	1140.0	-	-	-
60	-	-	PW47#160	3510335 R1	0.79	18.0	Thin Wall XLPE Primary Cable	YELLOW 2	620.0	-	-	-

Name	Terminal Part Number	V-Min	Name	Wire Part Number	Wire CSA	Wire Spec	Wire Material description	Wire Color Description	Wire Length	End2 Terminal Part Number	End2 Pin Name	End2 Connect or
61	-	-	PR92#161	3510317 R1	0.79	18.0	Thin Wall XLPE Primary Cable	ORANGE	2820.0	-	-	-
62	-	-	PM92#162	3510335 R1	0.79	18.0	Thin Wall XLPE Primary Cable	YELLOW 2	2785.0	-	-	-
63	-	-	PM92#163	3510335 R1	0.79	18.0	Thin Wall XLPE Primary Cable	YELLOW 2	2820.0	-	-	-
64	-	-	PM92#164	3510341 R1	0.79	18.0	Thin Wall XLPE Primary Cable	LIGHT BLUE	2785.0	-	-	-
65	-	-	PM92#165	3510329 R1	0.79	18.0	Thin Wall XLPE Primary Cable	TAN	2390.0	-	-	-
65	-	-	PM92#165	3510329 R1	0.79	18.0	Thin Wall XLPE Primary Cable	TAN	2390.0	-	7	1702
69	-	-	LB92#169	3510359 R1	0.79	18.0	Thin Wall XLPE Primary Cable	WHITE	310.0	-	X	-
69	-	-	LA92#169	3510359 R1	0.79	18.0	Thin Wall XLPE Primary Cable	WHITE	310.0	-	X	-

Name	Terminal Part Number	V-Min	Name	Wire Part Number	Wire CSA	Wire Spec	Wire Material description	Wire Color Description	Wire Length	End2 Terminal Part Number	End2 Pin Name	End2 Connect or
69	-	-	LC92#169	3510359 R1	0.79	18.0	Thin Wall XLPE Primary Cable	WHITE	310.0	-	X	-
69	-	-	PM92#169	3510359 R1	0.79	18.0	Thin Wall XLPE Primary Cable	WHITE	2310.0	-	-	-
70	-	-	PM92#170	3510365 R1	0.79	18.0	Thin Wall XLPE Primary Cable	RED	1135.0	-	1	-
71	-	-	PW92#171	2645910 R1	0.79	18.0	TXL 150C	YELLOW 2	520.0	-	-	-
74	-	-	PW92#174	2645922 R1	0.79	18.0	TXL 150C	LIGHT BLUE	520.0	-	-	-
75	-	-	PR92#175	3510317 R1	0.79	18.0	Thin Wall XLPE Primary Cable	ORANGE	520.0	-	X	-
76	-	-	PW92#176	2645910 R1	0.79	18.0	TXL 150C	YELLOW 2	520.0	-	-	-
77	-	-	PW92#177	2645920 R1	0.79	18.0	TXL 150C	LIGHT GREEN	520.0	-	-	-
80	-	-	PW92#180	3510317 R1	0.79	18.0	Thin Wall XLPE Primary Cable	ORANGE	520.0	-	-	-
80	-	-	PE92#180	3510317 R1	0.79	18.0	Thin Wall XLPE Primary Cable	ORANGE	785.0	-	-	-
80	-	-	PB92#180	2645921 R1	0.79	18.0	TXL 150C	ORANGE	520.0	-	-	-

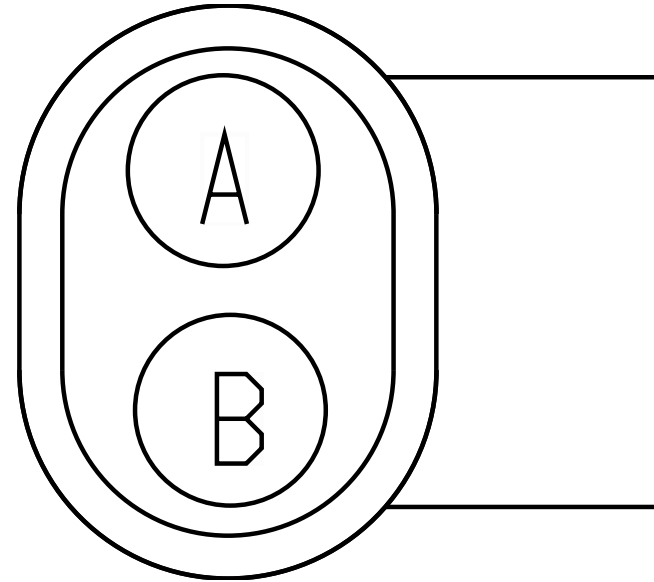
Connector Name 7500
 Part Number 3605713C1
 Instances B6.7 - Starter Interlocks (BCM Controlled with Input from Allison 3K/4K TCM):Diagram1-Combination2
 L9 - Allison without Switch and with Confirmation
 Telltale:Diagram1-Combination2
 L9 - Starter Interlocks (BCM Controlled with Input from Allison 3K/4K TCM):Diagram1-Combination2



Name	Terminal Part Number	V-Min	Name	Wire Part Number	Wire CSA	Wire Spec	Wire Material description	Wire Color Description	Wire Length	End2 Terminal Part Number	End2 Pin Name	End2 Connector
3	-	-	PR92#103	3510335 R1	0.79	18.0	Thin Wall XLPE Primary Cable	YELLOW 2	2635.0	-	X	-
6	-	-	-	-	-	-	-	-	-	-	-	-
17	-	-	RN92#117	3510341 R1	0.79	18.0	Thin Wall XLPE Primary Cable	LIGHT BLUE	2820.0	-	25	1702
17	-	-	RM92A117	3510341 R1	0.79	18.0	Thin Wall XLPE Primary Cable	LIGHT BLUE	180.0	-	X	-
17	-	-	RM92A142	3510359 R1	0.79	18.0	Thin Wall XLPE Primary Cable	WHITE	180.0	-	X	-
27	-	-	-	-	-	-	-	-	-	-	-	-

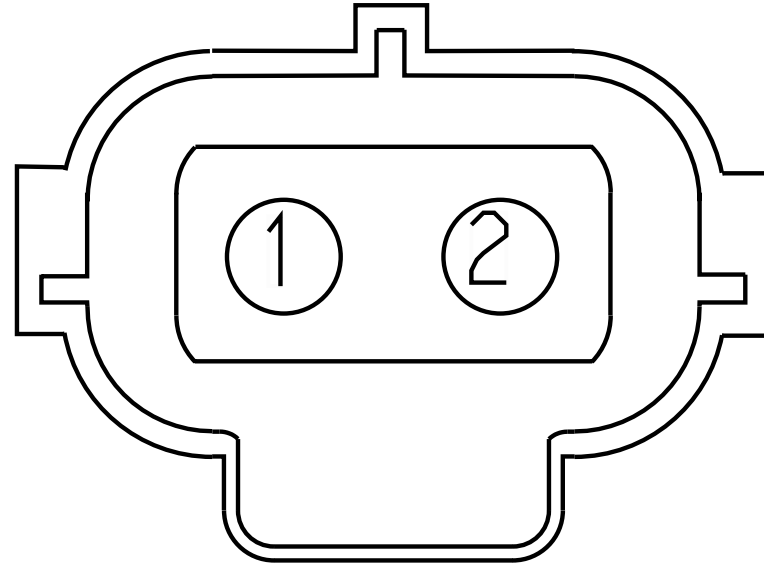
Name	Terminal Part Number	V-Min	Name	Wire Part Number	Wire CSA	Wire Spec	Wire Material description	Wire Color Description	Wire Length	End2 Terminal Part Number	End2 Pin Name	End2 Connector
41	-	-	PY92A141	3510329 R1	0.79	18.0	Thin Wall XLPE Primary Cable	TAN	2390.0	-	20	1702
41	-	-	RL92A141	3510329 R1	0.79	18.0	Thin Wall XLPE Primary Cable	TAN	2820.0	-	20	1702

Connector Name 7600
 Part Number 3662425C1
 Instances Vehicle Speedometer System (Manual XMSN) NA:Diagram1
 Mates SNSR-VSS-5055-01-01A



Name	Terminal Part Number	V-Min	Name	Wire Part Number	Wire CSA	Wire Spec	Wire Material description	Wire Color Description	Wire Length	End2 Terminal Part Number	End2 Pin Name	End2 Connector
A	-	-	KM47B	3510311 R1	0.79	18.0	Thin Wall XLPE Primary Cable	GREY	1960.0	-	33	6000
B	-	-	KM47C	3510311 R1	0.79	18.0	Thin Wall XLPE Primary Cable	GREY	1960.0	-	23	6000

Connector Name 7700M
 Part Number 3536864C1
 Instances L9 - Transmission Oil Temperature - Manual Trans:Diagram1
 L9 - Transmission Oil Temperature - Manual Trans w/Aux Gauge:Diagram1
 Mates SNSR-TRANS_OIL_TEMP-5046-0 1-01A



Name	Terminal Part Number	V-Min	Name	Wire Part Number	Wire CSA	Wire Spec	Wire Material description	Wire Color Description	Wire Length	End2 Terminal Part Number	End2 Pin Name	End2 Connector
1	-	-	CA31B	2645915 R1	0.79	18.0	TXL 150C	TAN	2580.0	-	13	1702
2	-	-	CA9T	2645914 R1	0.79	18.0	TXL 150C	GREY	2720.0	-	-	-


Connector Name 7800
 Part Number BLUNT_SL_VC
 Instances B6.7 - Transmission Power Take Off (Auto Trans Single PTO w/21 Parameters):Diagram1
 B6.7 - Transmission Power Take Off (Manual Trans Single PTO w/ 21 Parameters):Diagram1
 B6.7 - Transmission Power Take Off (Single Input configurable pull up or pull down):Diagram1
 Mates BLUNT-PTO-5047-03-01A

Name	Terminal Part Number	V-Min	Name	Wire Part Number	Wire CSA	Wire Spec	Wire Material description	Wire Color Description	Wire Length	End2 Terminal Part Number	End2 Pin Name	End2 Connector
A	-	-	MA88	2643687 R1	1.91	14.0	Std. Wall XLPE Primary Cable	LIGHT GREEN	2100.0	-	14	1702

Connector Name 7800
 Part Number BLUNT_SL_VC
 Instances L9 - Transmission Power Take Off (Auto Trans Single PTO w/21 Parameters):Diagram1
 L9 - Transmission Power Take Off (Manual Trans Single PTO w/21 Parameters):Diagram1
 L9 - Transmission Power Take Off (Single Input configurable pull up or pull down):Diagram1
 Mates BLUNT-PTO-5047-03-01A

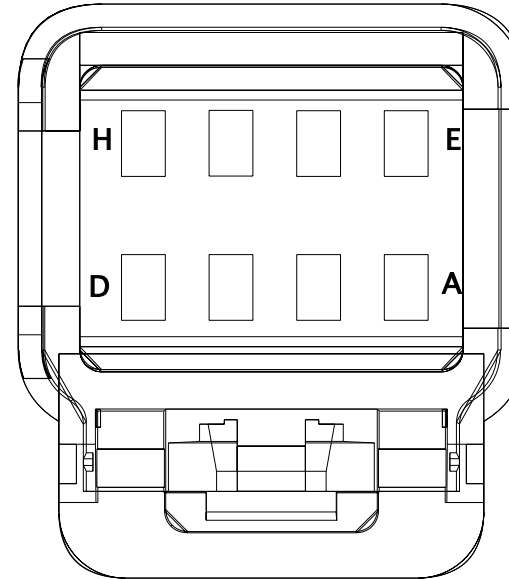
Name	Terminal Part Number	V-Min	Name	Wire Part Number	Wire CSA	Wire Spec	Wire Material description	Wire Color Description	Wire Length	End2 Terminal Part Number	End2 Pin Name	End2 Connector
A	-	-	MA88	2643687 R1	1.91	14.0	Std. Wall XLPE Primary Cable	LIGHT GREEN	2100.0	-	14	1702

Connector Name 7803
 Part Number 3950690C1
 Instances L9 - Power Lift Gate:Diagram1
 Mates RLY-Power_Lift_Gate_Relay- 2038-02-01B



Name	Terminal Part Number	V-Min	Name	Wire Part Number	Wire CSA	Wire Spec	Wire Material description	Wire Color Description	Wire Length	End2 Terminal Part Number	End2 Pin Name	End2 Connector
1	-	-	YL112	2643680 R1	1.16	16.0	Std. Wall XLPE Primary Cable	GREY	3255.0	-	66	1701F
2	-	-	YJ112-GD	3510360 R1	1.16	16.0	Thin Wall XLPE Primary Cable	WHITE	1465.0	-	X	-
2	-	-	YK112-GD	3510360 R1	1.16	16.0	Thin Wall XLPE Primary Cable	WHITE	1430.0	-	X	-

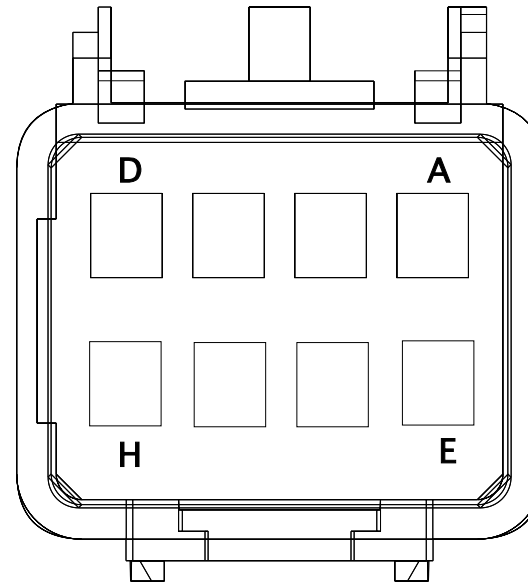
Connector Name 7900F
 Part Number 4064551C1
 Instances B6.7 - CAN Layout:Powertrain Standard J1939 (500Kbps)
 B6.7 - Transmission Shifter (Stalk Shifter Allison):Diagram1-Combination1
 B6.7 - Transmission Shifter (Stalk Shifter Allison):Diagram1-Combination2
 Ground Splice Packs - 1022 & 1023:Diagram1
 L9 - CAN Layout:Euro 5 Powertrain Standard J1939 (250Kbps)
 L9 - Transmission Shifter (Stalk Shifter Allison):Diagram1-Combination1
 L9 - Transmission Shifter (Stalk Shifter Allison):Diagram1-Combination2
 Mates 7900M



Name	Terminal Part Number	V-Min	Name	Wire Part Number	Wire CSA	Wire Spec	Wire Material description	Wire Color Description	Wire Length	End2 Terminal Part Number	End2 Pin Name	End2 Connector
B	-	-	UB92#13 4A	3510329 R1	0.79	18.0	Thin Wall XLPE Primary Cable	TAN	2395.0	-	21	1703M
E	-	-	WIRE735 113	-	0.0	-	-	-	0.0	-	PIN1	-
F	-	-	WIRE735 114	-	0.0	-	-	-	0.0	-	PIN1	-
G	-	-	UC92DC	3510329 R1	0.79	18.0	Thin Wall XLPE Primary Cable	TAN	1845.0	-	-	-
H	-	-	UC92-GAH	3510359 R1	0.79	18.0	Thin Wall XLPE Primary Cable	WHITE	1265.0	-	-	-

Name	Terminal Part Number	V-Min	Name	Wire Part Number	Wire CSA	Wire Spec	Wire Material description	Wire Color Description	Wire Length	End2 Terminal Part Number	End2 Pin Name	End2 Connector
H	-	-	UC92-GAH	3510359 R1	0.79	18.0	Thin Wall XLPE Primary Cable	WHITE	1265.0	-	3	1023

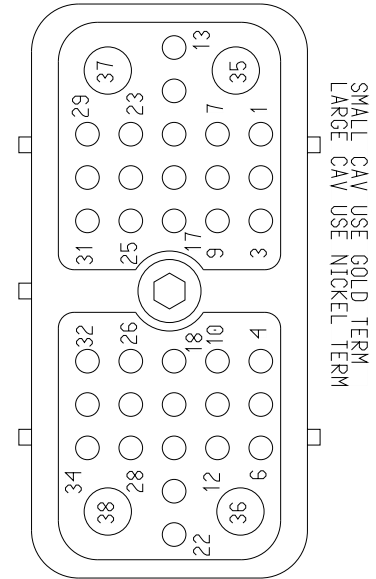
Connector Name 7900M
 Part Number 4064552C1
 Instances B6.7 - CAN Layout:Powertrain Standard J1939 (500Kbps)
 B6.7 - Transmission Shifter (Stalk Shifter Allison):Diagram1-Combination1
 B6.7 - Transmission Shifter (Stalk Shifter Allison):Diagram1-Combination2
 Ground Splice Packs - 1022 & 1023:Diagram1
 L9 - CAN Layout:Euro 5 Powertrain Standard J1939 (250Kbps)
 L9 - Transmission Shifter (Stalk Shifter Allison):Diagram1-Combination1
 L9 - Transmission Shifter (Stalk Shifter Allison):Diagram1-Combination2
 Mates 7900F



Name	Terminal Part Number	V-Min	Name	Wire Part Number	Wire CSA	Wire Spec	Wire Material description	Wire Color Description	Wire Length	End2 Terminal Part Number	End2 Pin Name	End2 Connector
B	-	-	BD92#134	3510329 R1	0.79	18.0	Thin Wall XLPE Primary Cable	TAN	1365.0	-	B	1825F
E	-	-	WIRE722 746	-	0.0	-	-	-	0.0	-	E	1825F
F	-	-	WIRE722 747	-	0.0	-	-	-	0.0	-	F	1825F
G	-	-	BD62DC	3510353 R1	0.79	18.0	Thin Wall XLPE Primary Cable	DARK BLUE	1365.0	-	G	1825F
H	-	-	BD92-GAH	3510359 R1	0.79	18.0	Thin Wall XLPE Primary Cable	WHITE	1365.0	-	H	1825F

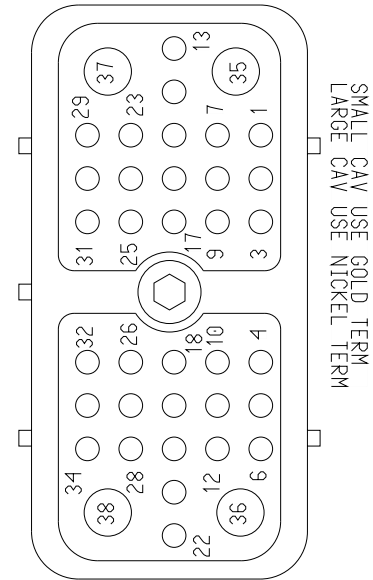
Name	Terminal Part Number	V-Min	Name	Wire Part Number	Wire CSA	Wire Spec	Wire Material description	Wire Color Description	Wire Length	End2 Terminal Part Number	End2 Pin Name	End2 Connector
H	-	-	BD92-GAH	3510359 R1	0.79	18.0	Thin Wall XLPE Primary Cable	WHITE	1365.0	-	-	-

Connector Name 7909
 Part Number 3599542C1
 Instances L9 - Rear Lights Stop - Single Assembly:Diagram1
 L9 - Remote Start/Stop:Diagram1
 L9 - Remote Start/Stop w/ Emergency Pump:Diagram1
 L9 - Transmission Power Take Off (Auto Trans Single PTO w/21 Parameters):Diagram1
 L9 - Transmission Power Take Off (Auto Trans with Lectradrive):Diagram1
 Mates MODU-TCM-A002-10-01A



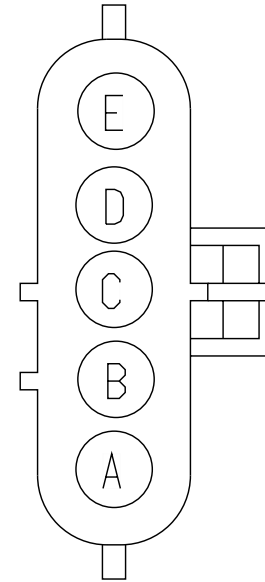
Name	Terminal Part Number	V-Min	Name	Wire Part Number	Wire CSA	Wire Spec	Wire Material description	Wire Color Description	Wire Length	End2 Terminal Part Number	End2 Pin Name	End2 Connector
2	-	-	-	-	-	-	-	-	-	-	-	-
3	-	-	-	-	-	-	-	-	-	-	-	-

Connector Name 7909
 Part Number 3599542C1
 Instances
 B6.7 - Rear Lights Stop - Single Assembly:Diagram1
 B6.7 - Trans Range Inhibit (J1939 Comm):Diagram1
 B6.7 - Transmission - MODE Selection:Diagram1
 B6.7 - Transmission Power Take Off (Auto Trans Single PTO w/21 Parameters):Diagram1
 B6.7 - Trip Odometer (w/ECM & TCM):Diagram1
 L9 - Transmission - MODE Selection:Diagram1
 L9 - Transmission Oil Temperature-Automatic Trans w/Aux Gauge:Diagram1
 L9 - Transmission Power Take Off (Single PTO W/ RPM and Auto Trans):Diagram1
 L9 - Trip Odometer (w/ECM & TCM):Diagram1
 Transmission Oil Temperature Automatic Trans Option2:Diagram1
 Vehicle Speedometer System (Automatic XMSN) NA:Diagram1
 Mates MODU-TCM-A002-10-01A



Name	Terminal Part Number	V-Min	Name	Wire Part Number	Wire CSA	Wire Spec	Wire Material description	Wire Color Description	Wire Length	End2 Terminal Part Number	End2 Pin Name	End2 Connector
2	-	-	-	-	-	-	-	-	-	-	-	-
3	-	-	-	-	-	-	-	-	-	-	-	-

Connector Name 8000
 Part Number 1677851C1
 Instances B6.7 - Headlights W 10PIN CLK W/LOWW W/O
 Interrupt:Diagram1-Combination1
 B6.7 - Headlights W 10PIN CLK W/LOWW W/O
 Interrupt:Diagram1-Combination2
 B6.7 - Headlights W/O Lights ON with wipers (LOWW) W/
 Headlights Interrupt:Diagram1-Combination1
 B6.7 - Headlights W/O Lights ON with wipers (LOWW) W/
 Headlights Interrupt:Diagram1-Combination2
 B6.7 - Headlights W/O Lights ON With Wipers (LOWW) W/O
 Headlights Interrupt:Diagram1-Combination1
 B6.7 - Headlights W/O Lights ON With Wipers (LOWW) W/O
 Headlights Interrupt:Diagram1-Combination2
 Mates LT-RS_HEADLIGHT_HAL-1016-1 0-03A

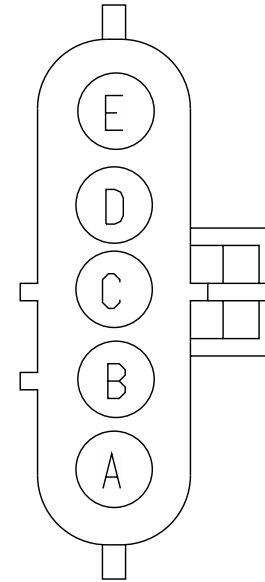


Name	Terminal Part Number	V-Min	Name	Wire Part Number	Wire CSA	Wire Spec	Wire Material description	Wire Color Description	Wire Length	End2 Terminal Part Number	End2 Pin Name	End2 Connector
A	-	-	PP52D	2643693 R1	1.91	14.0	Std. Wall XLPE Primary Cable	YELLOW 2	3750.0	-	3	1700
A	-	-	MC52D	2643693 R1	1.91	14.0	Std. Wall XLPE Primary Cable	YELLOW 2	3750.0	-	3	1700
A	-	-	RF52D	2643693 R1	1.91	14.0	Std. Wall XLPE Primary Cable	YELLOW 2	3750.0	-	3	1700
A	-	-	MW52D	2643693 R1	1.91	14.0	Std. Wall XLPE Primary Cable	YELLOW 2	3750.0	-	3	1700

Name	Terminal Part Number	V-Min	Name	Wire Part Number	Wire CSA	Wire Spec	Wire Material description	Wire Color Description	Wire Length	End2 Terminal Part Number	End2 Pin Name	End2 Connect or
A	-	-	MA52	2643693 R1	1.91	14.0	Std. Wall XLPE Primary Cable	YELLOW 2	2790.0	-	1	1700
A	-	-	MW52	2643693 R1	1.91	14.0	Std. Wall XLPE Primary Cable	YELLOW 2	2790.0	-	-	-
A	-	-	MC52	2643693 R1	1.91	14.0	Std. Wall XLPE Primary Cable	YELLOW 2	2790.0	-	1	1700
A	-	-	PP52	2643693 R1	1.91	14.0	Std. Wall XLPE Primary Cable	YELLOW 2	2790.0	-	1	1700
B	-	-	MY11-GA	2643689 R1	1.91	14.0	Std. Wall XLPE Primary Cable	WHITE	3410.0	-	X	-
B	-	-	MZ11-GB	2643689 R1	1.91	14.0	Std. Wall XLPE Primary Cable	WHITE	2450.0	-	B	8001
B	-	-	MZ11-GA	2643689 R1	1.91	14.0	Std. Wall XLPE Primary Cable	WHITE	3410.0	-	1	-
B	-	-	MY11-GB	2643689 R1	1.91	14.0	Std. Wall XLPE Primary Cable	WHITE	2450.0	-	B	8001

Name	Terminal Part Number	V-Min	Name	Wire Part Number	Wire CSA	Wire Spec	Wire Material description	Wire Color Description	Wire Length	End2 Terminal Part Number	End2 Pin Name	End2 Connector
C	-	-	PP53B	2643693 R1	1.91	14.0	Std. Wall XLPE Primary Cable	YELLOW 2	3750.0	-	4	1700
C	-	-	RF53B	2643693 R1	1.91	14.0	Std. Wall XLPE Primary Cable	YELLOW 2	3750.0	-	4	1700
C	-	-	MW53B	2643693 R1	1.91	14.0	Std. Wall XLPE Primary Cable	YELLOW 2	3750.0	-	4	1700
C	-	-	MC53B	2643693 R1	1.91	14.0	Std. Wall XLPE Primary Cable	YELLOW 2	3750.0	-	4	1700
C	-	-	MA53	2643693 R1	1.91	14.0	Std. Wall XLPE Primary Cable	YELLOW 2	2790.0	-	2	1700
C	-	-	PP53	2643693 R1	1.91	14.0	Std. Wall XLPE Primary Cable	YELLOW 2	2790.0	-	2	1700
C	-	-	MC53	2643693 R1	1.91	14.0	Std. Wall XLPE Primary Cable	YELLOW 2	2790.0	-	2	1700
C	-	-	MW53	2643693 R1	1.91	14.0	Std. Wall XLPE Primary Cable	YELLOW 2	2790.0	-	-	-

Connector Name 8000
 Part Number 1677851C1
 Instances L9 - Directional Signal (Turn) W/ LED BOX LAMPS:Diagram1
 L9 - Directional Signal (Turn) W/ Single Tail Board W/Hazard SW:Diagram1
 L9 - Front Marker Lights:Diagram1
 L9 - Headlights W 10PIN CLK W/LOWW W/Interrupt:Diagram1-Combination1
 L9 - Headlights W 10PIN CLK W/LOWW W/Interrupt:Diagram1-Combination2
 L9 - Headlights W 10PIN CLK W/LOWW W/O Interrupt:Diagram1-Combination1
 L9 - Headlights W 10PIN CLK W/LOWW W/O Interrupt:Diagram1-Combination2
 L9 - Headlights W/O Lights ON With Wipers (LOWW) W/O Headlights Interrupt:Diagram1-Combination1
 L9 - Headlights W/O Lights ON With Wipers (LOWW) W/O Headlights Interrupt:Diagram1-Combination2
 L9 - Headlights W/O Lights ON with wipers (LOWW) W/ Headlights Interrupt:Diagram1-Combination1
 L9 - Headlights W/O Lights ON with wipers (LOWW) W/ Headlights Interrupt:Diagram1-Combination2



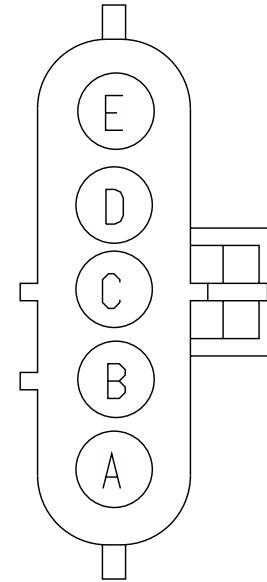
Mates LT-RS_HEADLIGHT_HAL-1016-1 0-03A

Name	Terminal Part Number	V-Min	Name	Wire Part Number	Wire CSA	Wire Spec	Wire Material description	Wire Color Description	Wire Length	End2 Terminal Part Number	End2 Pin Name	End2 Connector
A	-	-	MA52D	2643693 R1	1.91	14.0	Std. Wall XLPE Primary Cable	YELLOW 2	4095.0	-	3	1700
A	-	-	MB52D	2643693 R1	1.91	14.0	Std. Wall XLPE Primary Cable	YELLOW 2	4095.0	-	3	1700
A	-	-	MW52D	2643693 R1	1.91	14.0	Std. Wall XLPE Primary Cable	YELLOW 2	3750.0	-	3	1700

Name	Terminal Part Number	V-Min	Name	Wire Part Number	Wire CSA	Wire Spec	Wire Material description	Wire Color Description	Wire Length	End2 Terminal Part Number	End2 Pin Name	End2 Connector
A	-	-	MC52D	2643693 R1	1.91	14.0	Std. Wall XLPE Primary Cable	YELLOW 2	3750.0	-	3	1700
B	-	-	MY11-GA	2643689 R1	1.91	14.0	Std. Wall XLPE Primary Cable	WHITE	3410.0	-	X	-
B	-	-	MZ11-GA	2643689 R1	1.91	14.0	Std. Wall XLPE Primary Cable	WHITE	3410.0	-	1	-
C	-	-	MW53B	2643693 R1	1.91	14.0	Std. Wall XLPE Primary Cable	YELLOW 2	3750.0	-	4	1700
C	-	-	MA53B	2643693 R1	1.91	14.0	Std. Wall XLPE Primary Cable	YELLOW 2	4095.0	-	4	1700
C	-	-	MB53B	2643693 R1	1.91	14.0	Std. Wall XLPE Primary Cable	YELLOW 2	4095.0	-	4	1700
C	-	-	MC53B	2643693 R1	1.91	14.0	Std. Wall XLPE Primary Cable	YELLOW 2	3750.0	-	4	1700
D	-	-	MA57B	3510318 R1	1.16	16.0	Thin Wall XLPE Primary Cable	ORANGE	4095.0	-	15	1700

Name	Terminal Part Number	V-Min	Name	Wire Part Number	Wire CSA	Wire Spec	Wire Material description	Wire Color Description	Wire Length	End2 Terminal Part Number	End2 Pin Name	End2 Connect or
D	-	-	MB57B	3510318 R1	1.16	16.0	Thin Wall XLPE Primary Cable	ORANGE	4095.0	-	15	1700
E	-	-	MB54D	2643688 R1	1.91	14.0	Std. Wall XLPE Primary Cable	BROWN	2120.0	-	X	-
E	-	-	MA54D	2643688 R1	1.91	14.0	Std. Wall XLPE Primary Cable	BROWN	2170.0	-	X	-

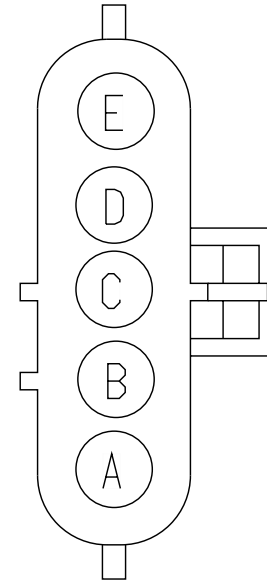
Connector Name 8000
 Part Number 1677851C1
 Instances B6.7 - Directional Signal (Turn) W/ Single Tail Board W/Hazard
 SW:Diagram1
 B6.7 - Front Marker Lights:Diagram1
 Mates LT-RS_HEADLIGHT_HAL-1016-1 0-03A



Name	Terminal Part Number	V-Min	Name	Wire Part Number	Wire CSA	Wire Spec	Wire Material description	Wire Color Description	Wire Length	End2 Terminal Part Number	End2 Pin Name	End2 Connector
B	-	-	MY11-GA	2643689 R1	1.91	14.0	Std. Wall XLPE Primary Cable	WHITE	3410.0	-	X	-
B	-	-	MZ11-GA	2643689 R1	1.91	14.0	Std. Wall XLPE Primary Cable	WHITE	3410.0	-	1	-
D	-	-	RF57B	3510318 R1	1.16	16.0	Thin Wall XLPE Primary Cable	ORANGE	3750.0	-	15	1700
D	-	-	PP57B	3510318 R1	1.16	16.0	Thin Wall XLPE Primary Cable	ORANGE	3750.0	-	15	1700

Name	Terminal Part Number	V-Min	Name	Wire Part Number	Wire CSA	Wire Spec	Wire Material description	Wire Color Description	Wire Length	End2 Terminal Part Number	End2 Pin Name	End2 Connector
E	-	-	RF54D	2643688 R1	1.91	14.0	Std. Wall XLPE Primary Cable	BROWN	1925.0	-	X	-

Connector Name 8001
 Part Number 1677851C1
 Instances B6.7 - Headlights W 10PIN CLK W/LOWW W/O
 Interrupt:Diagram1-Combination2
 B6.7 - Headlights W/O Lights ON with wipers (LOWW) W/
 Headlights Interrupt:Diagram1-Combination1
 B6.7 - Headlights W/O Lights ON with wipers (LOWW) W/
 Headlights Interrupt:Diagram1-Combination2
 B6.7 - Headlights W/O Lights ON With Wipers (LOWW) W/O
 Headlights Interrupt:Diagram1-Combination1
 B6.7 - Headlights W/O Lights ON With Wipers (LOWW) W/O
 Headlights Interrupt:Diagram1-Combination2
 Mates LT-LS_HEADLIGHT_HAL-1016-1 0-03A

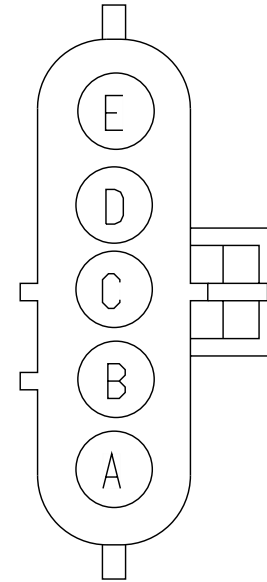


Name	Terminal Part Number	V-Min	Name	Wire Part Number	Wire CSA	Wire Spec	Wire Material description	Wire Color Description	Wire Length	End2 Terminal Part Number	End2 Pin Name	End2 Connector
A	-	-	MA52	2643693 R1	1.91	14.0	Std. Wall XLPE Primary Cable	YELLOW 2	2790.0	-	1	1700
A	-	-	MW52	2643693 R1	1.91	14.0	Std. Wall XLPE Primary Cable	YELLOW 2	2790.0	-	1	1700
A	-	-	MC52	2643693 R1	1.91	14.0	Std. Wall XLPE Primary Cable	YELLOW 2	2790.0	-	1	1700
A	-	-	PP52	2643693 R1	1.91	14.0	Std. Wall XLPE Primary Cable	YELLOW 2	2790.0	-	1	1700

Name	Terminal Part Number	V-Min	Name	Wire Part Number	Wire CSA	Wire Spec	Wire Material description	Wire Color Description	Wire Length	End2 Terminal Part Number	End2 Pin Name	End2 Connector
A	-	-	MA52	2643693 R1	1.91	14.0	Std. Wall XLPE Primary Cable	YELLOW 2	2790.0	-	-	-
A	-	-	MC52	2643693 R1	1.91	14.0	Std. Wall XLPE Primary Cable	YELLOW 2	2790.0	-	-	-
A	-	-	PP52	2643693 R1	1.91	14.0	Std. Wall XLPE Primary Cable	YELLOW 2	2790.0	-	-	-
B	-	-	MY11-GB	2643689 R1	1.91	14.0	Std. Wall XLPE Primary Cable	WHITE	2450.0	-	X	-
B	-	-	MZ11-GB	2643689 R1	1.91	14.0	Std. Wall XLPE Primary Cable	WHITE	2450.0	-	B	8000
B	-	-	MY11-GB	2643689 R1	1.91	14.0	Std. Wall XLPE Primary Cable	WHITE	2450.0	-	B	8000
B	-	-	RA11-GB	2643689 R1	1.91	14.0	Std. Wall XLPE Primary Cable	WHITE	1650.0	-	X	-
B	-	-	MZ11-GB	2643689 R1	1.91	14.0	Std. Wall XLPE Primary Cable	WHITE	2450.0	-	1	-

Name	Terminal Part Number	V-Min	Name	Wire Part Number	Wire CSA	Wire Spec	Wire Material description	Wire Color Description	Wire Length	End2 Terminal Part Number	End2 Pin Name	End2 Connector
C	-	-	MA53	2643693 R1	1.91	14.0	Std. Wall XLPE Primary Cable	YELLOW 2	2790.0	-	2	1700
C	-	-	PP53	2643693 R1	1.91	14.0	Std. Wall XLPE Primary Cable	YELLOW 2	2790.0	-	2	1700
C	-	-	MC53	2643693 R1	1.91	14.0	Std. Wall XLPE Primary Cable	YELLOW 2	2790.0	-	2	1700
C	-	-	MW53	2643693 R1	1.91	14.0	Std. Wall XLPE Primary Cable	YELLOW 2	2790.0	-	2	1700
C	-	-	MA53	2643693 R1	1.91	14.0	Std. Wall XLPE Primary Cable	YELLOW 2	2790.0	-	-	-
C	-	-	PP53	2643693 R1	1.91	14.0	Std. Wall XLPE Primary Cable	YELLOW 2	2790.0	-	-	-
C	-	-	MC53	2643693 R1	1.91	14.0	Std. Wall XLPE Primary Cable	YELLOW 2	2790.0	-	-	-

Connector Name 8001
 Part Number 1677851C1
 Instances L9 - Directional Signal (Turn) W/ LED BOX LAMPS:Diagram1
 L9 - Directional Signal (Turn) W/ Single Tail Board W/Hazard SW:Diagram1
 L9 - Front Marker Lights:Diagram1
 L9 - Headlights W 10PIN CLK W/LOWW W/Interrupt:Diagram1-Combination1
 L9 - Headlights W 10PIN CLK W/LOWW W/Interrupt:Diagram1-Combination2
 L9 - Headlights W 10PIN CLK W/LOWW W/O Interrupt:Diagram1-Combination1
 L9 - Headlights W 10PIN CLK W/LOWW W/O Interrupt:Diagram1-Combination2
 L9 - Headlights W/O Lights ON With Wipers (LOWW) W/O Headlights Interrupt:Diagram1-Combination1
 L9 - Headlights W/O Lights ON With Wipers (LOWW) W/O Headlights Interrupt:Diagram1-Combination2
 L9 - Headlights W/O Lights ON with wipers (LOWW) W/ Headlights Interrupt:Diagram1-Combination1
 L9 - Headlights W/O Lights ON with wipers (LOWW) W/ Headlights Interrupt:Diagram1-Combination2



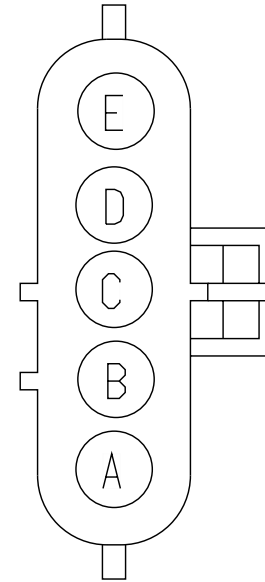
Mates LT-LS_HEADLIGHT_HAL-1016-1 0-03A

Name	Terminal Part Number	V-Min	Name	Wire Part Number	Wire CSA	Wire Spec	Wire Material description	Wire Color Description	Wire Length	End2 Terminal Part Number	End2 Pin Name	End2 Connector
A	-	-	MA52	2643693 R1	1.91	14.0	Std. Wall XLPE Primary Cable	YELLOW 2	2790.0	-	1	1700
A	-	-	MB52	2643693 R1	1.91	14.0	Std. Wall XLPE Primary Cable	YELLOW 2	2810.0	-	1	1700
A	-	-	MC52	2643693 R1	1.91	14.0	Std. Wall XLPE Primary Cable	YELLOW 2	2790.0	-	1	1700

Name	Terminal Part Number	V-Min	Name	Wire Part Number	Wire CSA	Wire Spec	Wire Material description	Wire Color Description	Wire Length	End2 Terminal Part Number	End2 Pin Name	End2 Connector
A	-	-	MW52	2643693 R1	1.91	14.0	Std. Wall XLPE Primary Cable	YELLOW 2	2790.0	-	1	1700
B	-	-	MZ11-GB	2643689 R1	1.91	14.0	Std. Wall XLPE Primary Cable	WHITE	2450.0	-	1	-
B	-	-	MY11-GB	2643689 R1	1.91	14.0	Std. Wall XLPE Primary Cable	WHITE	2450.0	-	X	-
C	-	-	MW53	2643693 R1	1.91	14.0	Std. Wall XLPE Primary Cable	YELLOW 2	2790.0	-	2	1700
C	-	-	MA53	2643693 R1	1.91	14.0	Std. Wall XLPE Primary Cable	YELLOW 2	2790.0	-	2	1700
C	-	-	MB53	2643693 R1	1.91	14.0	Std. Wall XLPE Primary Cable	YELLOW 2	2810.0	-	2	1700
C	-	-	MC53	2643693 R1	1.91	14.0	Std. Wall XLPE Primary Cable	YELLOW 2	2790.0	-	2	1700
D	-	-	MA56B	3510318 R1	1.16	16.0	Thin Wall XLPE Primary Cable	ORANGE	2790.0	-	14	1700

Name	Terminal Part Number	V-Min	Name	Wire Part Number	Wire CSA	Wire Spec	Wire Material description	Wire Color Description	Wire Length	End2 Terminal Part Number	End2 Pin Name	End2 Connect or
D	-	-	MB56B	3510318 R1	1.16	16.0	Thin Wall XLPE Primary Cable	ORANGE	2810.0	-	14	1700
E	-	-	MA54C	2643688 R1	1.91	14.0	Std. Wall XLPE Primary Cable	BROWN	975.0	-	X	-
E	-	-	MB54C	2643688 R1	1.91	14.0	Std. Wall XLPE Primary Cable	BROWN	1025.0	-	X	-

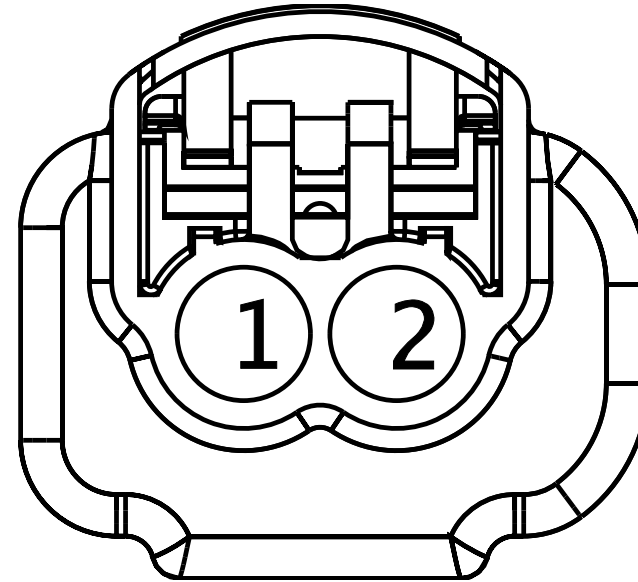
Connector Name 8001
 Part Number 1677851C1
 Instances B6.7 - Directional Signal (Turn) W/ Single Tail Board W/Hazard
 SW:Diagram1
 B6.7 - Front Marker Lights:Diagram1
 Mates LT-LS_HEADLIGHT_HAL-1016-1 0-03A



Name	Terminal Part Number	V-Min	Name	Wire Part Number	Wire CSA	Wire Spec	Wire Material description	Wire Color Description	Wire Length	End2 Terminal Part Number	End2 Pin Name	End2 Connector
B	-	-	MY11-GB	2643689 R1	1.91	14.0	Std. Wall XLPE Primary Cable	WHITE	2450.0	-	X	-
B	-	-	MZ11-GB	2643689 R1	1.91	14.0	Std. Wall XLPE Primary Cable	WHITE	2450.0	-	1	-
D	-	-	PP56B	3510318 R1	1.16	16.0	Thin Wall XLPE Primary Cable	ORANGE	2790.0	-	14	1700
D	-	-	MA56B	3510318 R1	1.16	16.0	Thin Wall XLPE Primary Cable	ORANGE	2790.0	-	14	1700

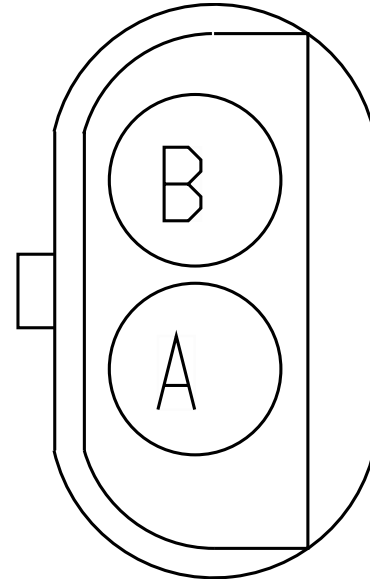
Name	Terminal Part Number	V-Min	Name	Wire Part Number	Wire CSA	Wire Spec	Wire Material description	Wire Color Description	Wire Length	End2 Terminal Part Number	End2 Pin Name	End2 Connector
E	-	-	RF54C	2643688 R1	1.91	14.0	Std. Wall XLPE Primary Cable	BROWN	965.0	-	X	-

Connector Name 8200A
 Part Number 6131286C1
 Instances L9 - Fog Lights (LED White TOP MTG):Diagram1
 L9 - Front Fog Lamps:Diagram1
 Mates LT-RS_FOG_FRT-1012-03-03A



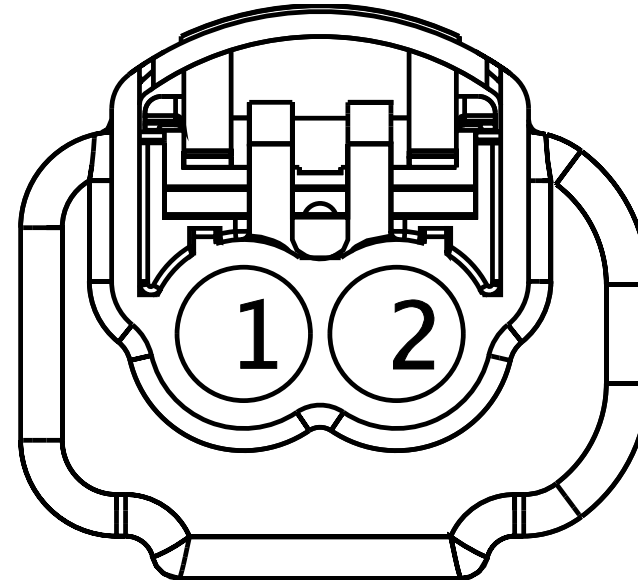
Name	Terminal Part Number	V-Min	Name	Wire Part Number	Wire CSA	Wire Spec	Wire Material description	Wire Color Description	Wire Length	End2 Terminal Part Number	End2 Pin Name	End2 Connector
1	-	-	SM64B	3510336 R1	1.16	16.0	Thin Wall XLPE Primary Cable	YELLOW 2	3290.0	-	23	1700
2	-	-	SM64-GB	3510360 R1	1.16	16.0	Thin Wall XLPE Primary Cable	WHITE	2070.0	-	-	-

Connector Name 8200
 Part Number 587567C91
 Instances B6.7 - Front Fog Lights W CONNECTOR:Diagram1
 L9 - Front Fog Lights W CONNECTOR:Diagram1
 Mates LT-RS_FOG_FRT-1012-03-07A



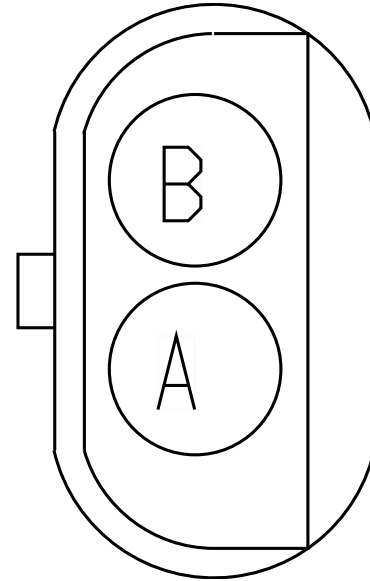
Name	Terminal Part Number	V-Min	Name	Wire Part Number	Wire CSA	Wire Spec	Wire Material description	Wire Color Description	Wire Length	End2 Terminal Part Number	End2 Pin Name	End2 Connector
A	-	-	RD64B	2643684 R1	1.16	16.0	Std. Wall XLPE Primary Cable	YELLOW 2	3140.0	-	23	1700
A	-	-	MD64B	3510336 R1	1.16	16.0	Thin Wall XLPE Primary Cable	YELLOW 2	3240.0	-	23	1700
B	-	-	RD64-GB	2643681 R1	1.16	16.0	Std. Wall XLPE Primary Cable	WHITE	2775.0	-	-	-
B	-	-	MD64-GB	3510360 R1	1.16	16.0	Thin Wall XLPE Primary Cable	WHITE	2020.0	-	-	-

Connector Name 8201A
 Part Number 6131286C1
 Instances L9 - Fog Lights (LED White TOP MTG):Diagram1
 L9 - Front Fog Lamps:Diagram1
 Mates LT-LS_FOG_FRT-1012-03-03A



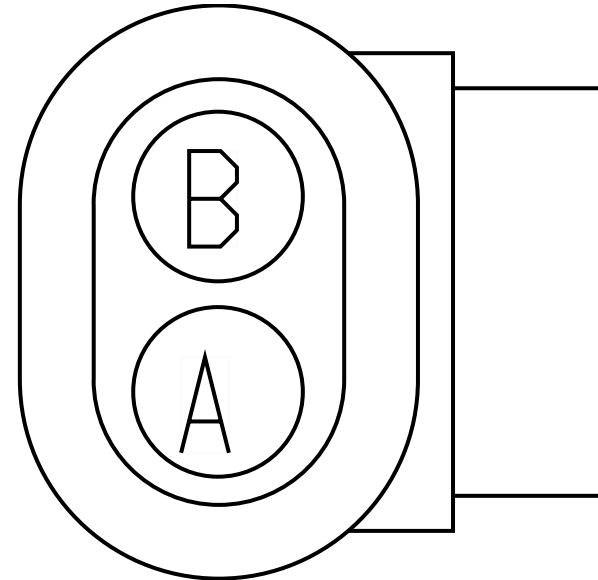
Name	Terminal Part Number	V-Min	Name	Wire Part Number	Wire CSA	Wire Spec	Wire Material description	Wire Color Description	Wire Length	End2 Terminal Part Number	End2 Pin Name	End2 Connector
1	-	-	SM64A	3510336 R1	1.16	16.0	Thin Wall XLPE Primary Cable	YELLOW 2	2550.0	-	22	1700
2	-	-	SM64-GA	3510360 R1	1.16	16.0	Thin Wall XLPE Primary Cable	WHITE	1330.0	-	-	-

Connector Name 8201
 Part Number 587567C91
 Instances B6.7 - Front Fog Lights W CONNECTOR:Diagram1
 L9 - Front Fog Lights W CONNECTOR:Diagram1
 Mates LT-LS_FOG_FRT-1012-03-07A



Name	Terminal Part Number	V-Min	Name	Wire Part Number	Wire CSA	Wire Spec	Wire Material description	Wire Color Description	Wire Length	End2 Terminal Part Number	End2 Pin Name	End2 Connector
A	-	-	MD64A	2643684 R1	1.16	16.0	Std. Wall XLPE Primary Cable	YELLOW 2	2400.0	-	22	1700
B	-	-	MD64-GA	2643681 R1	1.16	16.0	Std. Wall XLPE Primary Cable	WHITE	2035.0	-	-	-

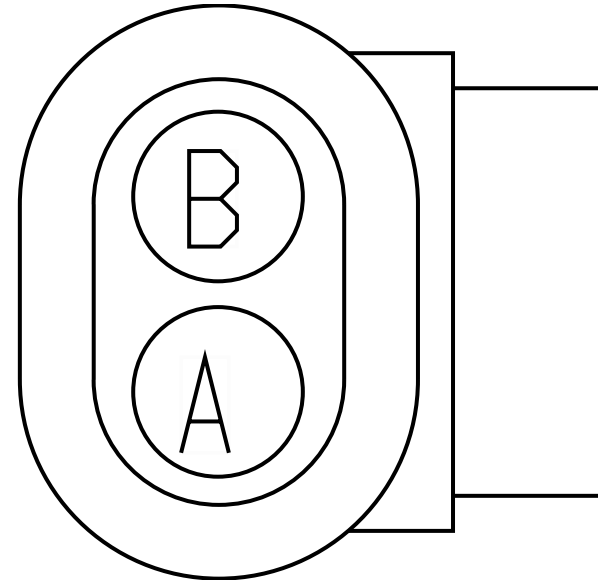
Connector Name 8301
 Part Number 1661778C1
 Instances B6.7 - City Horn (W/ 4PIN CLK & P. Brake):Diagram1-Combination1
 B6.7 - City Horn (W/ 4PIN CLK & P. Brake):Diagram1-Combination2
 B6.7 - City Horn (W/ 4PIN CLK):Diagram1-Combination1
 B6.7 - City Horn (W/ 4PIN CLK):Diagram1-Combination2
 Mates HORN-CITYHORN-1005-01-01A



Name	Terminal Part Number	V-Min	Name	Wire Part Number	Wire CSA	Wire Spec	Wire Material description	Wire Color Description	Wire Length	End2 Terminal Part Number	End2 Pin Name	End2 Connector
A	-	-	MR85E	2643680 R1	1.16	16.0	Std. Wall XLPE Primary Cable	GREY	1830.0	-	21	1700
B	-	-	MY85-GA	2643681 R1	1.16	16.0	Std. Wall XLPE Primary Cable	WHITE	1490.0	-	-	-
B	-	-	RB85-GA	2643681 R1	1.16	16.0	Std. Wall XLPE Primary Cable	WHITE	690.0	-	-	-
B	-	-	RA85-GA	2643681 R1	1.16	16.0	Std. Wall XLPE Primary Cable	WHITE	690.0	-	-	-

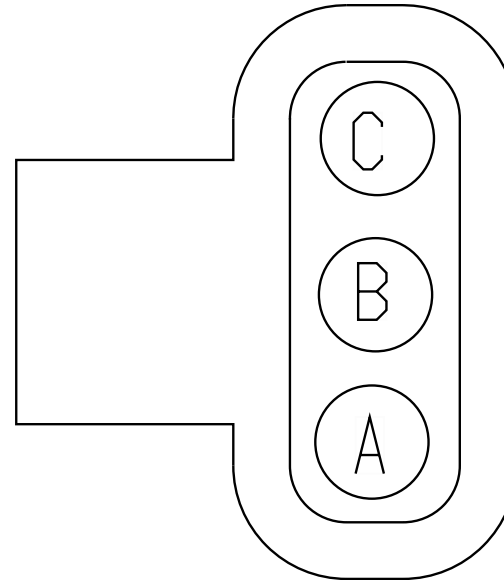
Name	Terminal Part Number	V-Min	Name	Wire Part Number	Wire CSA	Wire Spec	Wire Material description	Wire Color Description	Wire Length	End2 Terminal Part Number	End2 Pin Name	End2 Connector
B	-	-	MZ85-GA	2643681 R1	1.16	16.0	Std. Wall XLPE Primary Cable	WHITE	1490.0	-	-	-

Connector Name 8301
 Part Number 1661778C1
 Instances L9 - City Horn (W/ 4PIN CLK & P. Brake):Diagram1-Combination1
 L9 - City Horn (W/ 4PIN CLK & P. Brake):Diagram1-Combination2
 L9 - City Horn (W/ 4PIN CLK):Diagram1-Combination1
 L9 - City Horn (W/ 4PIN CLK):Diagram1-Combination2
 L9 - City Horn (W/ 10PIN CLK & P. Brake):Diagram1
 L9 - City Horn (W/ 10PIN CLK):Diagram1
 Mates HORN-CITYHORN-1005-01-01A



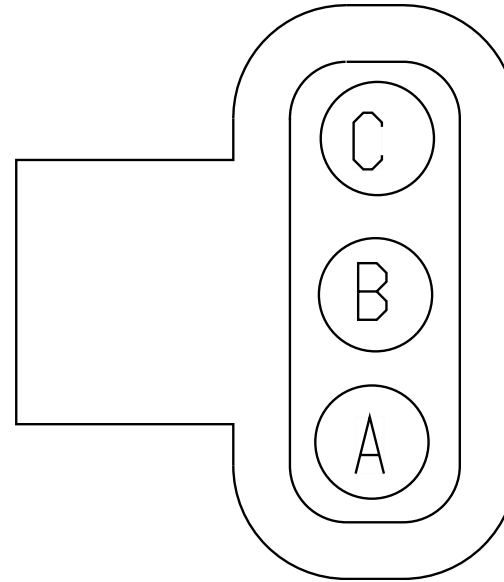
Name	Terminal Part Number	V-Min	Name	Wire Part Number	Wire CSA	Wire Spec	Wire Material description	Wire Color Description	Wire Length	End2 Terminal Part Number	End2 Pin Name	End2 Connector
A	-	-	MR85E	2643680 R1	1.16	16.0	Std. Wall XLPE Primary Cable	GREY	1830.0	-	21	1700
B	-	-	MZ85-GA	2643681 R1	1.16	16.0	Std. Wall XLPE Primary Cable	WHITE	1490.0	-	-	-
B	-	-	MY85-GA	2643681 R1	1.16	16.0	Std. Wall XLPE Primary Cable	WHITE	1490.0	-	-	-

Connector Name 8500
 Part Number 1686834C1
 Instances B6.7 - Antilock Brake System (ABS)-BENDIX 4 Channel
 Implementation:Diagram1
 Mates MDL-ABS-3003-01-03C



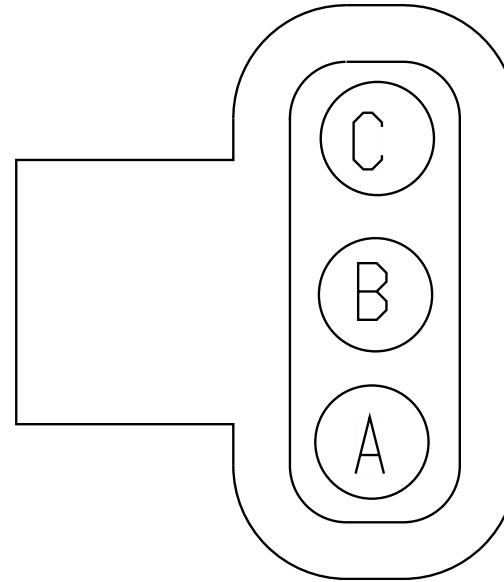
Name	Terminal Part Number	V-Min	Name	Wire Part Number	Wire CSA	Wire Spec	Wire Material description	Wire Color Description	Wire Length	End2 Terminal Part Number	End2 Pin Name	End2 Connector
A	-	-	ME94	2643673 R1	0.79	18.0	Std. Wall XLPE Primary Cable	GREY	1270.0	-	27	1700
B	-	-	ME94A	2643673 R1	0.79	18.0	Std. Wall XLPE Primary Cable	GREY	1170.0	-	28	1700
C	-	-	ME94B	2643673 R1	0.79	18.0	Std. Wall XLPE Primary Cable	GREY	1270.0	-	29	1700

Connector Name 8500
 Part Number 1686834C1
 Instances L9 - Antilock Brake System (ABS) - BENDIX 4 Channel
 Implementation:Diagram1
 Mates MDL-ABS-3003-01-03C



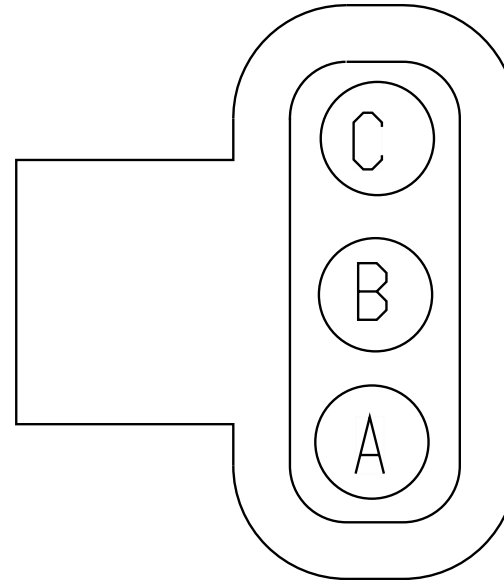
Name	Terminal Part Number	V-Min	Name	Wire Part Number	Wire CSA	Wire Spec	Wire Material description	Wire Color Description	Wire Length	End2 Terminal Part Number	End2 Pin Name	End2 Connector
A	-	-	ME94	2643673 R1	0.79	18.0	Std. Wall XLPE Primary Cable	GREY	1270.0	-	27	1700
B	-	-	ME94A	2643673 R1	0.79	18.0	Std. Wall XLPE Primary Cable	GREY	1170.0	-	28	1700
C	-	-	ME94B	2643673 R1	0.79	18.0	Std. Wall XLPE Primary Cable	GREY	1270.0	-	29	1700

Connector Name 8501
 Part Number 1686834C1
 Instances B6.7 - Antilock Brake System (ABS)-BENDIX 4 Channel
 Implementation:Diagram1
 Mates MDL-ABS-3003-01-03D




Name	Terminal Part Number	V-Min	Name	Wire Part Number	Wire CSA	Wire Spec	Wire Material description	Wire Color Description	Wire Length	End2 Terminal Part Number	End2 Pin Name	End2 Connector
A	-	-	ME94H	2643673 R1	0.79	18.0	Std. Wall XLPE Primary Cable	GREY	4680.0	-	34	1700
B	-	-	ME94J	2643673 R1	0.79	18.0	Std. Wall XLPE Primary Cable	GREY	4580.0	-	35	1700
C	-	-	ME94K	2643673 R1	0.79	18.0	Std. Wall XLPE Primary Cable	GREY	4680.0	-	36	1700

Connector Name 8501
 Part Number 1686834C1
 Instances L9 - Antilock Brake System (ABS) - BENDIX 4 Channel
 Implementation:Diagram1
 Mates MDL-ABS-3003-01-03D




Name	Terminal Part Number	V-Min	Name	Wire Part Number	Wire CSA	Wire Spec	Wire Material description	Wire Color Description	Wire Length	End2 Terminal Part Number	End2 Pin Name	End2 Connector
A	-	-	ME94H	2643673 R1	0.79	18.0	Std. Wall XLPE Primary Cable	GREY	4680.0	-	34	1700
B	-	-	ME94J	2643673 R1	0.79	18.0	Std. Wall XLPE Primary Cable	GREY	4580.0	-	35	1700
C	-	-	ME94K	2643673 R1	0.79	18.0	Std. Wall XLPE Primary Cable	GREY	4680.0	-	36	1700

Connector Name 8502
 Part Number 3539777C1
 Instances B6.7 - Antilock Brake System (ABS)-BENDIX 4 Channel
 Implementation:Diagram1
 Mates SNSR-WS-3003-01-03D_




Name	Terminal Part Number	V-Min	Name	Wire Part Number	Wire CSA	Wire Spec	Wire Material description	Wire Color Description	Wire Length	End2 Terminal Part Number	End2 Pin Name	End2 Connector
1	-	-	ME94C	2643673 R1	0.79	18.0	Std. Wall XLPE Primary Cable	GREY	1215.0	-	30	1700
2	-	-	ME94D	2643673 R1	0.79	18.0	Std. Wall XLPE Primary Cable	GREY	1215.0	-	31	1700

Connector Name 8502
 Part Number 3539777C1
 Instances L9 - Antilock Brake System (ABS) - BENDIX 4 Channel
 Implementation:Diagram1
 Mates SNSR-WS-3003-01-03D_




Name	Terminal Part Number	V-Min	Name	Wire Part Number	Wire CSA	Wire Spec	Wire Material description	Wire Color Description	Wire Length	End2 Terminal Part Number	End2 Pin Name	End2 Connector
1	-	-	ME94C	2643673 R1	0.79	18.0	Std. Wall XLPE Primary Cable	GREY	1215.0	-	30	1700
2	-	-	ME94D	2643673 R1	0.79	18.0	Std. Wall XLPE Primary Cable	GREY	1215.0	-	31	1700

Connector Name 8503A
 Part Number 3539777C1
 Instances B6.7 - Antilock Brake System (ABS)-BENDIX 4 Channel
 Implementation:Diagram1
 Mates SNSR-WS-3003-01-03C_



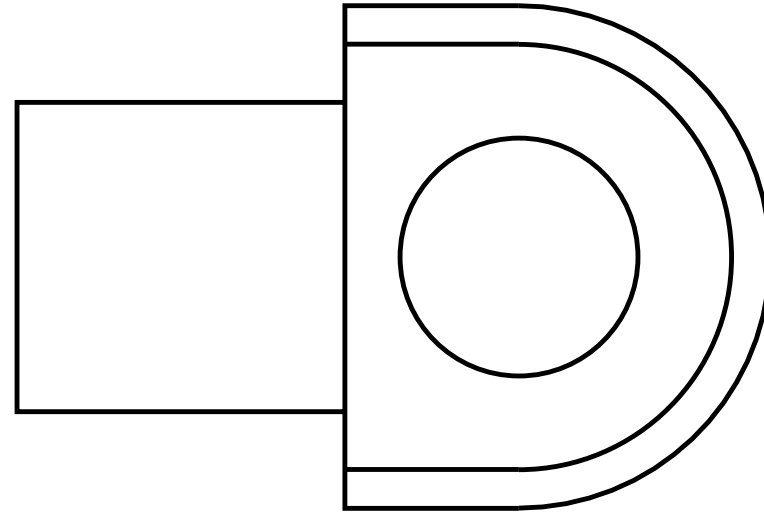
Name	Terminal Part Number	V-Min	Name	Wire Part Number	Wire CSA	Wire Spec	Wire Material description	Wire Color Description	Wire Length	End2 Terminal Part Number	End2 Pin Name	End2 Connector
1	-	-	ME94E	2643673 R1	0.79	18.0	Std. Wall XLPE Primary Cable	GREY	4205.0	-	32	1700
2	-	-	ME94F	2643673 R1	0.79	18.0	Std. Wall XLPE Primary Cable	GREY	4205.0	-	33	1700

Connector Name 8503A
 Part Number 3539777C1
 Instances L9 - Antilock Brake System (ABS) - BENDIX 4 Channel
 Implementation:Diagram1
 Mates SNSR-WS-3003-01-03C_



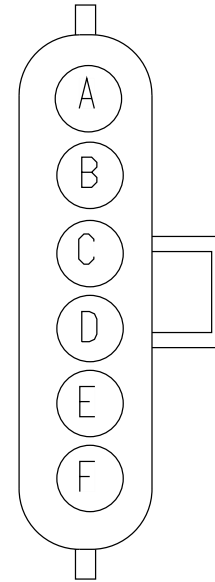
Name	Terminal Part Number	V-Min	Name	Wire Part Number	Wire CSA	Wire Spec	Wire Material description	Wire Color Description	Wire Length	End2 Terminal Part Number	End2 Pin Name	End2 Connector
1	-	-	ME94E	2643673 R1	0.79	18.0	Std. Wall XLPE Primary Cable	GREY	4205.0	-	32	1700
2	-	-	ME94F	2643673 R1	0.79	18.0	Std. Wall XLPE Primary Cable	GREY	4205.0	-	33	1700

Connector Name 8600
 Part Number 587566C91
 Instances B6.7 - Cooling Fan Control Two-Speed:Diagram1
 L9 - Cooling Fan Control Two-Speed:Diagram1
 Mates GND-RADIATOR-5014-01-03A



Name	Terminal Part Number	V-Min	Name	Wire Part Number	Wire CSA	Wire Spec	Wire Material description	Wire Color Description	Wire Length	End2 Terminal Part Number	End2 Pin Name	End2 Connector
A	-	-	MY11-GC	2643787 R1	3.01	12.0	Std. Wall XLPE Primary Cable	WHITE	1935.0	-	-	-
A	-	-	MZ11-GC	2643787 R1	3.01	12.0	Std. Wall XLPE Primary Cable	WHITE	1935.0	-	-	-
A	-	-	RB11-GC	2643787 R1	3.01	12.0	Std. Wall XLPE Primary Cable	WHITE	1135.0	-	-	-
A	-	-	RA11-GC	2643787 R1	3.01	12.0	Std. Wall XLPE Primary Cable	WHITE	1135.0	-	-	-

Connector Name 8800
 Part Number 3551896C1
 Instances B6.7 - Forward Chassis Ground Splice Packs - 8800:Diagram1
 Mates SP-0003-00-10-M0A

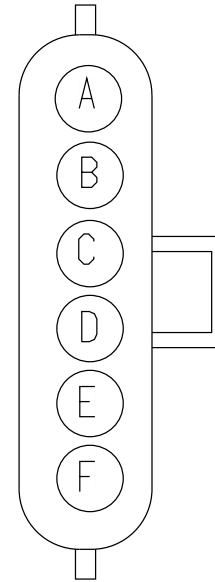


Name	Terminal Part Number	V-Min	Name	Wire Part Number	Wire CSA	Wire Spec	Wire Material description	Wire Color Description	Wire Length	End2 Terminal Part Number	End2 Pin Name	End2 Connector
A	-	-	RA11-GD	2643787 R1	3.01	12.0	Std. Wall XLPE Primary Cable	WHITE	775.0	-	X	-
A	-	-	MY11-GD	2643787 R1	3.01	12.0	Std. Wall XLPE Primary Cable	WHITE	225.0	-	X	-
B	-	-	TE64-GA	3510360 R1	1.16	16.0	Thin Wall XLPE Primary Cable	WHITE	2085.0	-	-	-
B	-	-	MD64-GA	2643681 R1	1.16	16.0	Std. Wall XLPE Primary Cable	WHITE	2035.0	-	-	-

Name	Terminal Part Number	V-Min	Name	Wire Part Number	Wire CSA	Wire Spec	Wire Material description	Wire Color Description	Wire Length	End2 Terminal Part Number	End2 Pin Name	End2 Connector
C	-	-	TC64-GB	3510360 R1	1.16	16.0	Thin Wall XLPE Primary Cable	WHITE	2825.0	-	-	-
C	-	-	MX64-GB	2643681 R1	1.16	16.0	Std. Wall XLPE Primary Cable	WHITE	2505.0	-	-	-
C	-	-	TD64-GB	3510360 R1	1.16	16.0	Thin Wall XLPE Primary Cable	WHITE	2505.0	-	-	-
C	-	-	RD64-GB	2643681 R1	1.16	16.0	Std. Wall XLPE Primary Cable	WHITE	2775.0	-	-	-
D	-	-	MW11-GE	2643689 R1	1.91	14.0	Std. Wall XLPE Primary Cable	WHITE	1990.0	-	-	-
D	-	-	PP54-GA	2643681 R1	1.16	16.0	Std. Wall XLPE Primary Cable	WHITE	2475.0	-	-	-
D	-	-	MC11-GE	2643689 R1	1.91	14.0	Std. Wall XLPE Primary Cable	WHITE	1990.0	-	-	-
E	-	-	PP54-GB	2643681 R1	1.16	16.0	Std. Wall XLPE Primary Cable	WHITE	3385.0	-	-	-

Name	Terminal Part Number	V-Min	Name	Wire Part Number	Wire CSA	Wire Spec	Wire Material description	Wire Color Description	Wire Length	End2 Terminal Part Number	End2 Pin Name	End2 Connector
E	-	-	MS78-GB	2643681 R1	1.16	16.0	Std. Wall XLPE Primary Cable	WHITE	4270.0	-	-	-
F	-	-	SJ44-GW	3510360 R1	1.16	16.0	Thin Wall XLPE Primary Cable	WHITE	505.0	-	-	-

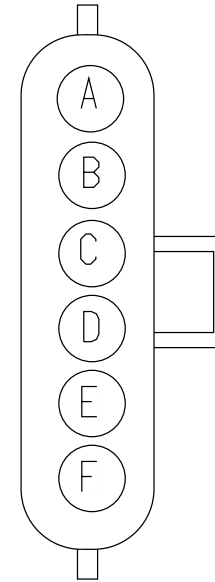
Connector Name 8800
 Part Number 3551896C1
 Instances L9 - Forward Chassis Ground Splice Packs - 8800:Diagram1
 Mates SP-0003-00-10-M0A



Name	Terminal Part Number	V-Min	Name	Wire Part Number	Wire CSA	Wire Spec	Wire Material description	Wire Color Description	Wire Length	End2 Terminal Part Number	End2 Pin Name	End2 Connector
A	-	-	MY11-GD	2643787 R1	3.01	12.0	Std. Wall XLPE Primary Cable	WHITE	225.0	-	X	-
B	-	-	SM64-GA	3510360 R1	1.16	16.0	Thin Wall XLPE Primary Cable	WHITE	1330.0	-	-	-
B	-	-	MD64-GA	2643681 R1	1.16	16.0	Std. Wall XLPE Primary Cable	WHITE	2035.0	-	-	-
C	-	-	SM64-GB	3510360 R1	1.16	16.0	Thin Wall XLPE Primary Cable	WHITE	2070.0	-	-	-

Name	Terminal Part Number	V-Min	Name	Wire Part Number	Wire CSA	Wire Spec	Wire Material description	Wire Color Description	Wire Length	End2 Terminal Part Number	End2 Pin Name	End2 Connector
C	-	-	MD64-GB	3510360 R1	1.16	16.0	Thin Wall XLPE Primary Cable	WHITE	2020.0	-	-	-
D	-	-	MC11-GE	2643689 R1	1.91	14.0	Std. Wall XLPE Primary Cable	WHITE	1990.0	-	-	-
D	-	-	MW11-GE	2643689 R1	1.91	14.0	Std. Wall XLPE Primary Cable	WHITE	1990.0	-	-	-
D	-	-	MB54-GA	2643681 R1	1.16	16.0	Std. Wall XLPE Primary Cable	WHITE	1590.0	-	-	-
E	-	-	MS78-GB	2643681 R1	1.16	16.0	Std. Wall XLPE Primary Cable	WHITE	4270.0	-	-	-
E	-	-	MB54-GB	2643681 R1	1.16	16.0	Std. Wall XLPE Primary Cable	WHITE	2875.0	-	-	-
F	-	-	NL11-GW	3510360 R1	1.16	16.0	Thin Wall XLPE Primary Cable	WHITE	1205.0	-	-	-
F	-	-	NM44-GW	3510360 R1	1.16	16.0	Thin Wall XLPE Primary Cable	WHITE	1360.0	-	-	-

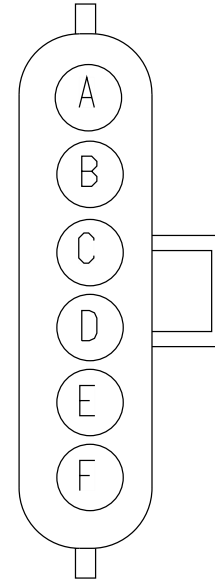
Connector Name 8802
 Part Number 3551896C1
 Instances B6.7 - Center Chassis Ground Splice Packs -
 8809/8807/8805/8802:Diagram1
 Mates SP-0003-00-10-N0B-8802



Name	Terminal Part Number	V-Min	Name	Wire Part Number	Wire CSA	Wire Spec	Wire Material description	Wire Color Description	Wire Length	End2 Terminal Part Number	End2 Pin Name	End2 Connector
A	-	-	SL9	2643680 R1	1.16	16.0	Std. Wall XLPE Primary Cable	GREY	2130.0	-	13	1701F
B	-	-	VR9A	2643673 R1	0.79	18.0	Std. Wall XLPE Primary Cable	GREY	2500.0	-	10	9800
B	-	-	RE9A	2643673 R1	0.79	18.0	Std. Wall XLPE Primary Cable	GREY	950.0	-	-	-
B	-	-	RG9A	2643673 R1	0.79	18.0	Std. Wall XLPE Primary Cable	GREY	1150.0	-	-	-

Name	Terminal Part Number	V-Min	Name	Wire Part Number	Wire CSA	Wire Spec	Wire Material description	Wire Color Description	Wire Length	End2 Terminal Part Number	End2 Pin Name	End2 Connector
C	-	-	SP9B	2643673 R1	0.79	18.0	Std. Wall XLPE Primary Cable	GREY	2325.0	-	-	-
C	-	-	RF9B	2643673 R1	0.79	18.0	Std. Wall XLPE Primary Cable	GREY	3125.0	-	-	-
D	-	-	ZG8EB	3510311 R1	0.79	18.0	Thin Wall XLPE Primary Cable	GREY	1775.0	-	-	-
F	-	-	MF9F	2643673 R1	0.79	18.0	Std. Wall XLPE Primary Cable	GREY	2500.0	-	11	9800

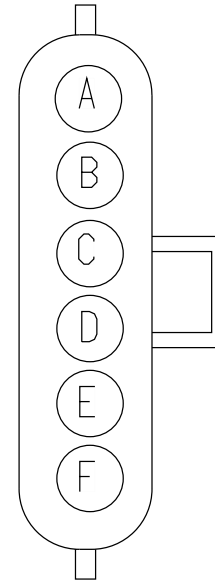
Connector Name 8802
 Part Number 3551896C1
 Instances L9 - Center Chassis Ground Splice Packs -
 8802/8805/8807/8809:Diagram1
 Mates SP-0003-00-10-N0B-8802



Name	Terminal Part Number	V-Min	Name	Wire Part Number	Wire CSA	Wire Spec	Wire Material description	Wire Color Description	Wire Length	End2 Terminal Part Number	End2 Pin Name	End2 Connector
A	-	-	SL9	2643680 R1	1.16	16.0	Std. Wall XLPE Primary Cable	GREY	2130.0	-	13	1701F
B	-	-	RE9A	2643673 R1	0.79	18.0	Std. Wall XLPE Primary Cable	GREY	950.0	-	-	-
B	-	-	DC9A	2643673 R1	0.79	18.0	Std. Wall XLPE Primary Cable	GREY	2455.0	-	-	-
C	-	-	RF9B	2643673 R1	0.79	18.0	Std. Wall XLPE Primary Cable	GREY	3125.0	-	-	-

Name	Terminal Part Number	V-Min	Name	Wire Part Number	Wire CSA	Wire Spec	Wire Material description	Wire Color Description	Wire Length	End2 Terminal Part Number	End2 Pin Name	End2 Connect or
C	-	-	SP9B	2643673 R1	0.79	18.0	Std. Wall XLPE Primary Cable	GREY	2325.0	-	-	-
F	-	-	MF9F	2643673 R1	0.79	18.0	Std. Wall XLPE Primary Cable	GREY	2500.0	-	11	9800
F	-	-	MG9H	2643673 R1	0.79	18.0	Std. Wall XLPE Primary Cable	GREY	2500.0	-	11	9800

Connector Name 8805
 Part Number 3551896C1
 Instances B6.7 - Center Chassis Ground Splice Packs -
 8809/8807/8805/8802:Diagram1
 Mates SP-0003-00-10-N0D-8805

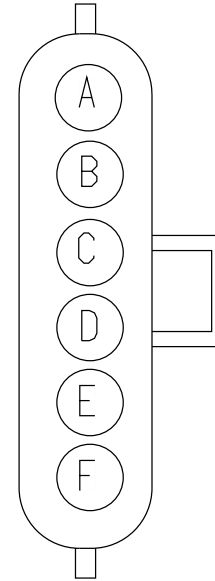


Name	Terminal Part Number	V-Min	Name	Wire Part Number	Wire CSA	Wire Spec	Wire Material description	Wire Color Description	Wire Length	End2 Terminal Part Number	End2 Pin Name	End2 Connector
A	-	-	XM59-G	2643787 R1	3.01	12.0	Std. Wall XLPE Primary Cable	WHITE	1700.0	-	F	8809
B	-	-	NG59A-G	2643689 R1	1.91	14.0	Std. Wall XLPE Primary Cable	WHITE	1580.0	-	-	-
B	-	-	NM59A-G	2643681 R1	1.16	16.0	Std. Wall XLPE Primary Cable	WHITE	1580.0	-	-	-
C	-	-	NZ59X-G	2643689 R1	1.91	14.0	Std. Wall XLPE Primary Cable	WHITE	2920.0	-	-	-

Name	Terminal Part Number	V-Min	Name	Wire Part Number	Wire CSA	Wire Spec	Wire Material description	Wire Color Description	Wire Length	End2 Terminal Part Number	End2 Pin Name	End2 Connector
D	-	-	EV12-GA	2643674 R1	0.79	18.0	Std. Wall XLPE Primary Cable	WHITE	1775.0	-	-	-
E	-	-	TG19-G	3510360 R1	1.16	16.0	Thin Wall XLPE Primary Cable	WHITE	1725.0	-	-	-
E	-	-	TL19-G	3510360 R1	1.16	16.0	Thin Wall XLPE Primary Cable	WHITE	845.0	-	-	-
E	-	-	PN19-G	2643681 R1	1.16	16.0	Std. Wall XLPE Primary Cable	WHITE	1645.0	-	-	-
E	-	-	TM19-G	3510360 R1	1.16	16.0	Thin Wall XLPE Primary Cable	WHITE	2055.0	-	-	-
E	-	-	TK19-G	3510360 R1	1.16	16.0	Thin Wall XLPE Primary Cable	WHITE	1625.0	-	-	-
E	-	-	TN19-G	3510360 R1	1.16	16.0	Thin Wall XLPE Primary Cable	WHITE	1995.0	-	-	-
E	-	-	TR19-G	3510360 R1	1.16	16.0	Thin Wall XLPE Primary Cable	WHITE	2505.0	-	-	-

Name	Terminal Part Number	V-Min	Name	Wire Part Number	Wire CSA	Wire Spec	Wire Material description	Wire Color Description	Wire Length	End2 Terminal Part Number	End2 Pin Name	End2 Connector
E	-	-	TH19-G	3510360 R1	1.16	16.0	Thin Wall XLPE Primary Cable	WHITE	895.0	-	-	-
E	-	-	TB19-G	3510360 R1	1.16	16.0	Thin Wall XLPE Primary Cable	WHITE	2555.0	-	-	-
E	-	-	PM19-G	3510360 R1	1.16	16.0	Thin Wall XLPE Primary Cable	WHITE	2295.0	-	-	-
E	-	-	SA19-G	3510360 R1	1.16	16.0	Thin Wall XLPE Primary Cable	WHITE	1550.0	-	-	-
E	-	-	TP19-G	2643681 R1	1.16	16.0	Std. Wall XLPE Primary Cable	WHITE	1795.0	-	-	-
F	-	-	AB44-GB	2643674 R1	0.79	18.0	Std. Wall XLPE Primary Cable	WHITE	1475.0	-	-	-

Connector Name 8805
 Part Number 3551896C1
 Instances L9 - Center Chassis Ground Splice Packs -
 8802/8805/8807/8809:Diagram1
 Mates SP-0003-00-10-N0D-8805

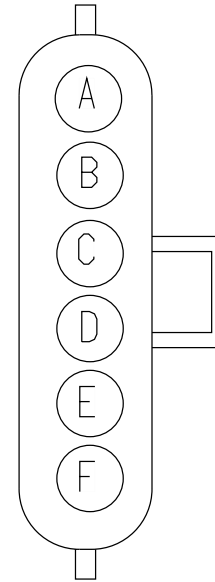


Name	Terminal Part Number	V-Min	Name	Wire Part Number	Wire CSA	Wire Spec	Wire Material description	Wire Color Description	Wire Length	End2 Terminal Part Number	End2 Pin Name	End2 Connector
A	-	-	XM59-G	2643787 R1	3.01	12.0	Std. Wall XLPE Primary Cable	WHITE	1700.0	-	F	8809
B	-	-	NM59A-G	2643681 R1	1.16	16.0	Std. Wall XLPE Primary Cable	WHITE	1580.0	-	-	-
B	-	-	TW59A-G	2643681 R1	1.16	16.0	Std. Wall XLPE Primary Cable	WHITE	1705.0	-	-	-
B	-	-	NG59A-G	2643689 R1	1.91	14.0	Std. Wall XLPE Primary Cable	WHITE	1705.0	-	-	-

Name	Terminal Part Number	V-Min	Name	Wire Part Number	Wire CSA	Wire Spec	Wire Material description	Wire Color Description	Wire Length	End2 Terminal Part Number	End2 Pin Name	End2 Connector
C	-	-	NX59X-G	2643689 R1	1.91	14.0	Std. Wall XLPE Primary Cable	WHITE	1225.0	-	-	-
C	-	-	NU59F-G	2643689 R1	1.91	14.0	Std. Wall XLPE Primary Cable	WHITE	2320.0	-	-	-
C	-	-	NZ59X-G	2643689 R1	1.91	14.0	Std. Wall XLPE Primary Cable	WHITE	2920.0	-	-	-
D	-	-	NW59L-G	2643689 R1	1.91	14.0	Std. Wall XLPE Primary Cable	WHITE	1725.0	-	-	-
E	-	-	TM19-G	3510360 R1	1.16	16.0	Thin Wall XLPE Primary Cable	WHITE	2055.0	-	-	-
E	-	-	TK19-G	3510360 R1	1.16	16.0	Thin Wall XLPE Primary Cable	WHITE	1625.0	-	-	-
E	-	-	PX19-G	3510360 R1	1.16	16.0	Thin Wall XLPE Primary Cable	WHITE	4375.0	-	-	-
E	-	-	PM19-G	3510360 R1	1.16	16.0	Thin Wall XLPE Primary Cable	WHITE	2295.0	-	-	-

Name	Terminal Part Number	V-Min	Name	Wire Part Number	Wire CSA	Wire Spec	Wire Material description	Wire Color Description	Wire Length	End2 Terminal Part Number	End2 Pin Name	End2 Connector
E	-	-	TB19-G	3510360 R1	1.16	16.0	Thin Wall XLPE Primary Cable	WHITE	2555.0	-	-	-
E	-	-	PN19-G	2643681 R1	1.16	16.0	Std. Wall XLPE Primary Cable	WHITE	1645.0	-	-	-
E	-	-	TP19-G	2643681 R1	1.16	16.0	Std. Wall XLPE Primary Cable	WHITE	1795.0	-	-	-
E	-	-	TL19-G	3510360 R1	1.16	16.0	Thin Wall XLPE Primary Cable	WHITE	845.0	-	-	-
E	-	-	TG19-G	3510360 R1	1.16	16.0	Thin Wall XLPE Primary Cable	WHITE	1725.0	-	-	-
E	-	-	TN19-G	3510360 R1	1.16	16.0	Thin Wall XLPE Primary Cable	WHITE	1995.0	-	-	-
E	-	-	TH19-G	3510360 R1	1.16	16.0	Thin Wall XLPE Primary Cable	WHITE	895.0	-	-	-
F	-	-	AB44-GB	2643674 R1	0.79	18.0	Std. Wall XLPE Primary Cable	WHITE	1475.0	-	-	-

Connector Name 8807
 Part Number 3551896C1
 Instances B6.7 - Center Chassis Ground Splice Packs -
 8809/8807/8805/8802:Diagram1
 Mates SP-0003-00-10-N0C-8807

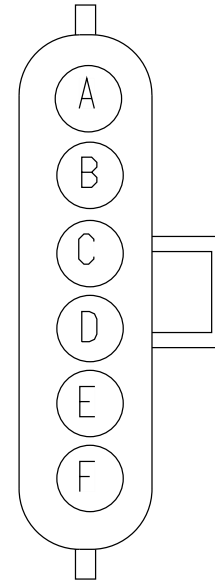


Name	Terminal Part Number	V-Min	Name	Wire Part Number	Wire CSA	Wire Spec	Wire Material description	Wire Color Description	Wire Length	End2 Terminal Part Number	End2 Pin Name	End2 Connector
A	-	-	SL11-GA	2643787 R1	3.01	12.0	Std. Wall XLPE Primary Cable	WHITE	3010.0	-	1	9717B
B	-	-	SL10-G	3510362 R1	3.01	12.0	Thin Wall XLPE Primary Cable	WHITE	1920.0	-	12	9800
C	-	-	PF39-GB	2643681 R1	1.16	16.0	Std. Wall XLPE Primary Cable	WHITE	1295.0	-	-	-
C	-	-	TA39-GB	2643681 R1	1.16	16.0	Std. Wall XLPE Primary Cable	WHITE	1920.0	-	-	-

Name	Terminal Part Number	V-Min	Name	Wire Part Number	Wire CSA	Wire Spec	Wire Material description	Wire Color Description	Wire Length	End2 Terminal Part Number	End2 Pin Name	End2 Connector
C	-	-	NH39-GB	2643681 R1	1.16	16.0	Std. Wall XLPE Primary Cable	WHITE	800.0	-	-	-
C	-	-	UB39-GB	2643681 R1	1.16	16.0	Std. Wall XLPE Primary Cable	WHITE	2710.0	-	2	9300
D	-	-	PG39-GF	2643674 R1	0.79	18.0	Std. Wall XLPE Primary Cable	WHITE	1500.0	-	-	-
D	-	-	NP39-GF	2643674 R1	0.79	18.0	Std. Wall XLPE Primary Cable	WHITE	875.0	-	-	-
D	-	-	TC39-GF	2643674 R1	0.79	18.0	Std. Wall XLPE Primary Cable	WHITE	2045.0	-	-	-
D	-	-	NN39-GF	2643674 R1	0.79	18.0	Std. Wall XLPE Primary Cable	WHITE	1925.0	-	-	-
D	-	-	NR39-GF	2643674 R1	0.79	18.0	Std. Wall XLPE Primary Cable	WHITE	4395.0	-	-	-
D	-	-	PH39-GF	2643674 R1	0.79	18.0	Std. Wall XLPE Primary Cable	WHITE	1200.0	-	-	-

Name	Terminal Part Number	V-Min	Name	Wire Part Number	Wire CSA	Wire Spec	Wire Material description	Wire Color Description	Wire Length	End2 Terminal Part Number	End2 Pin Name	End2 Connector
F	-	-	ND11-GD	2643787 R1	3.01	12.0	Std. Wall XLPE Primary Cable	WHITE	175.0	-	-	-
F	-	-	PV11-GBB	2643787 R1	3.01	12.0	Std. Wall XLPE Primary Cable	WHITE	1970.0	-	G	4450AM

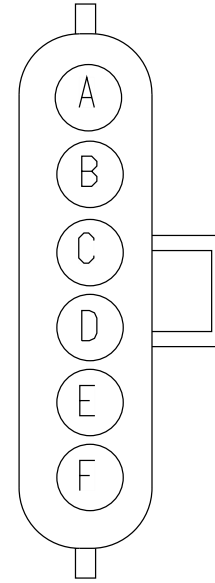
Connector Name 8807
 Part Number 3551896C1
 Instances L9 - Center Chassis Ground Splice Packs -
 8802/8805/8807/8809:Diagram1
 Mates SP-0003-00-10-N0C-8807



Name	Terminal Part Number	V-Min	Name	Wire Part Number	Wire CSA	Wire Spec	Wire Material description	Wire Color Description	Wire Length	End2 Terminal Part Number	End2 Pin Name	End2 Connector
A	-	-	SL11-GA	2643787 R1	3.01	12.0	Std. Wall XLPE Primary Cable	WHITE	3010.0	-	1	9717B
B	-	-	SL10-G	3510362 R1	3.01	12.0	Thin Wall XLPE Primary Cable	WHITE	1920.0	-	12	9800
C	-	-	TA39-GB	2643681 R1	1.16	16.0	Std. Wall XLPE Primary Cable	WHITE	1920.0	-	-	-
C	-	-	NH39-GB	2643681 R1	1.16	16.0	Std. Wall XLPE Primary Cable	WHITE	800.0	-	-	-

Name	Terminal Part Number	V-Min	Name	Wire Part Number	Wire CSA	Wire Spec	Wire Material description	Wire Color Description	Wire Length	End2 Terminal Part Number	End2 Pin Name	End2 Connector
C	-	-	PF39-GB	2643681 R1	1.16	16.0	Std. Wall XLPE Primary Cable	WHITE	1295.0	-	-	-
C	-	-	UB39-GB	2643681 R1	1.16	16.0	Std. Wall XLPE Primary Cable	WHITE	2710.0	-	2	9300
D	-	-	NP39-GF	2643674 R1	0.79	18.0	Std. Wall XLPE Primary Cable	WHITE	875.0	-	-	-
D	-	-	PK39-GF	2643674 R1	0.79	18.0	Std. Wall XLPE Primary Cable	WHITE	1810.0	-	-	-
D	-	-	PH39-GF	2643674 R1	0.79	18.0	Std. Wall XLPE Primary Cable	WHITE	1200.0	-	-	-
D	-	-	NN39-GF	2643674 R1	0.79	18.0	Std. Wall XLPE Primary Cable	WHITE	1925.0	-	-	-
F	-	-	ND11-GD	2643787 R1	3.01	12.0	Std. Wall XLPE Primary Cable	WHITE	175.0	-	-	-
F	-	-	PV11-GBB	2643787 R1	3.01	12.0	Std. Wall XLPE Primary Cable	WHITE	1970.0	-	-	-

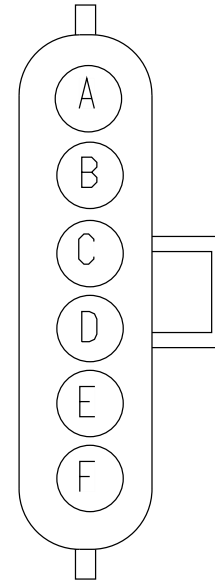
Connector Name 8809
 Part Number 3551896C1
 Instances B6.7 - Center Chassis Ground Splice Packs -
 8809/8807/8805/8802:Diagram1
 Mates SP-0003-00-10-N0A-8809



Name	Terminal Part Number	V-Min	Name	Wire Part Number	Wire CSA	Wire Spec	Wire Material description	Wire Color Description	Wire Length	End2 Terminal Part Number	End2 Pin Name	End2 Connector
A	-	-	SL11-GB	2643787 R1	3.01	12.0	Std. Wall XLPE Primary Cable	WHITE	2060.0	-	1	9717B
C	-	-	NT10-GS	2643689 R1	1.91	14.0	Std. Wall XLPE Primary Cable	WHITE	2895.0	-	2	4410H
C	-	-	RA10-GR	2643689 R1	1.91	14.0	Std. Wall XLPE Primary Cable	WHITE	2250.0	-	-	-
C	-	-	ZE10-GR	2643689 R1	1.91	14.0	Std. Wall XLPE Primary Cable	WHITE	3020.0	-	-	-

Name	Terminal Part Number	V-Min	Name	Wire Part Number	Wire CSA	Wire Spec	Wire Material description	Wire Color Description	Wire Length	End2 Terminal Part Number	End2 Pin Name	End2 Connector
D	-	-	YN65-G	2643681 R1	1.16	16.0	Std. Wall XLPE Primary Cable	WHITE	2895.0	-	B	9766
D	-	-	YK11-GD	3510360 R1	1.16	16.0	Thin Wall XLPE Primary Cable	WHITE	215.0	-	1	-
D	-	-	YM65-G	2643681 R1	1.16	16.0	Std. Wall XLPE Primary Cable	WHITE	1125.0	-	-	-
D	-	-	YJ11-GD	3510360 R1	1.16	16.0	Thin Wall XLPE Primary Cable	WHITE	180.0	-	X	-
E	-	-	RL49-G	2643674 R1	0.79	18.0	Std. Wall XLPE Primary Cable	WHITE	2870.0	-	9	9800
F	-	-	XM59-G	2643787 R1	3.01	12.0	Std. Wall XLPE Primary Cable	WHITE	1700.0	-	A	8805

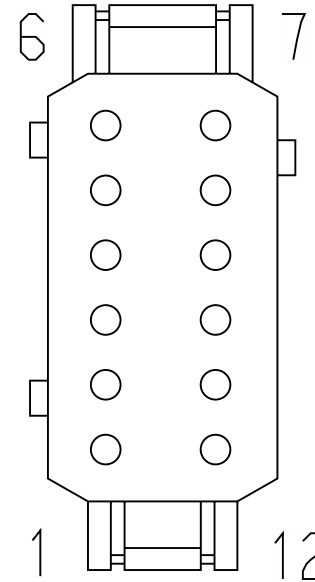
Connector Name 8809
 Part Number 3551896C1
 Instances L9 - Center Chassis Ground Splice Packs -
 8802/8805/8807/8809:Diagram1
 Mates SP-0003-00-10-N0A-8809



Name	Terminal Part Number	V-Min	Name	Wire Part Number	Wire CSA	Wire Spec	Wire Material description	Wire Color Description	Wire Length	End2 Terminal Part Number	End2 Pin Name	End2 Connector
A	-	-	SL11-GB	2643787 R1	3.01	12.0	Std. Wall XLPE Primary Cable	WHITE	2060.0	-	1	9717B
C	-	-	NT10-GS	2643689 R1	1.91	14.0	Std. Wall XLPE Primary Cable	WHITE	2895.0	-	2	4410H
C	-	-	ZE10-GR	2643689 R1	1.91	14.0	Std. Wall XLPE Primary Cable	WHITE	3020.0	-	-	-
C	-	-	RA10-GR	2643689 R1	1.91	14.0	Std. Wall XLPE Primary Cable	WHITE	2250.0	-	-	-

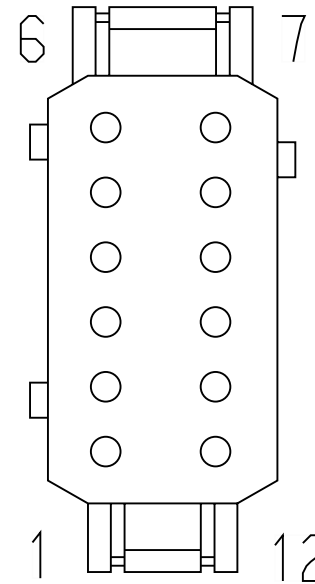
Name	Terminal Part Number	V-Min	Name	Wire Part Number	Wire CSA	Wire Spec	Wire Material description	Wire Color Description	Wire Length	End2 Terminal Part Number	End2 Pin Name	End2 Connector
D	-	-	YN65-G	2643681 R1	1.16	16.0	Std. Wall XLPE Primary Cable	WHITE	2895.0	-	B	9766
D	-	-	YK11-GD	3510360 R1	1.16	16.0	Thin Wall XLPE Primary Cable	WHITE	215.0	-	X	-
D	-	-	YH112-GD	3510360 R1	1.16	16.0	Thin Wall XLPE Primary Cable	WHITE	1645.0	-	-	-
D	-	-	YJ11-GD	3510360 R1	1.16	16.0	Thin Wall XLPE Primary Cable	WHITE	180.0	-	X	-
D	-	-	YM65-G	2643681 R1	1.16	16.0	Std. Wall XLPE Primary Cable	WHITE	1125.0	-	-	-
E	-	-	RL49-G	2643674 R1	0.79	18.0	Std. Wall XLPE Primary Cable	WHITE	2870.0	-	9	9800
F	-	-	XM59-G	2643787 R1	3.01	12.0	Std. Wall XLPE Primary Cable	WHITE	1700.0	-	A	8805

Connector Name 8881
 Part Number 3553404C1
 Instances L9 - CAN Layout:Body Standard J1939 (250Kbps)
 Mates MODU-VDR-2037-XX



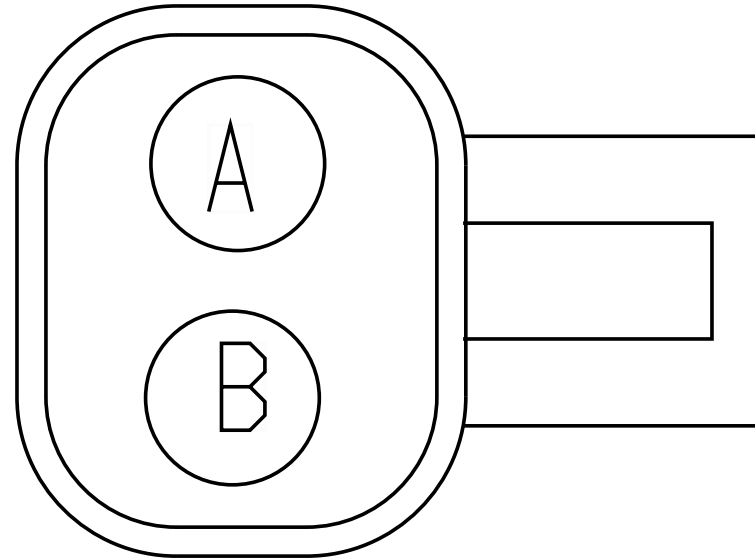
Name	Terminal Part Number	V-Min	Name	Wire Part Number	Wire CSA	Wire Spec	Wire Material description	Wire Color Description	Wire Length	End2 Terminal Part Number	End2 Pin Name	End2 Connector
5	-	-	WIRE728843	-	0.0	-	-	-	0.0	-	E	1028
8	-	-	WIRE728842	-	0.0	-	-	-	0.0	-	H	1028

Connector Name 8998
 Part Number 3553404C1
 Instances L9 - CAN Layout:Body Standard J1939 (250Kbps)
 L9 - CAN Layout:Telematics J1708
 Mates MODU-VDR-2037-XX



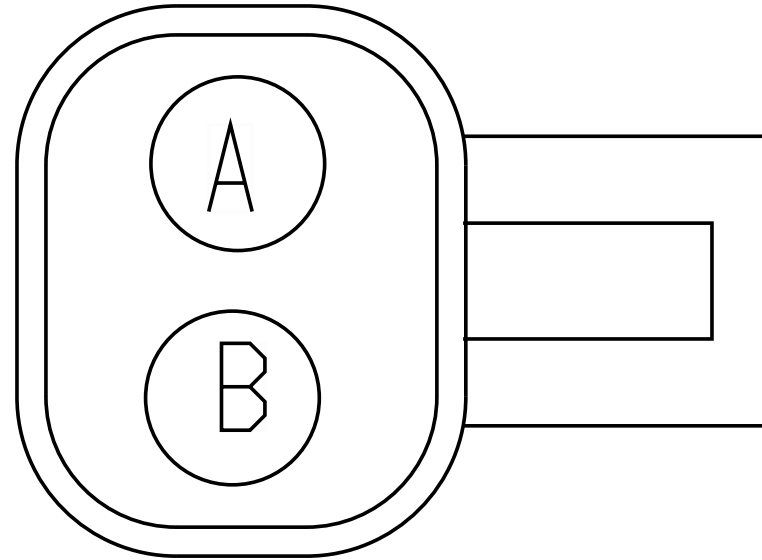
Name	Terminal Part Number	V-Min	Name	Wire Part Number	Wire CSA	Wire Spec	Wire Material description	Wire Color Description	Wire Length	End2 Terminal Part Number	End2 Pin Name	End2 Connector
4	-	-	WIRE722 860	-	0.0	-	-	-	0.0	-	F	1660
5	-	-	WIRE722 859	-	0.0	-	-	-	0.0	-	F	1661
6	-	-	WIRE728 840	-	0.0	-	-	-	0.0	-	H	1028
7	-	-	WIRE728 841	-	0.0	-	-	-	0.0	-	E	1028

Connector Name 9001
 Part Number 1671610C1
 Instances B6.7 - Drain Valve Heater:Diagram1-Combination1
 Mates HTR-DRAIN_VALVE-3042-01-01A



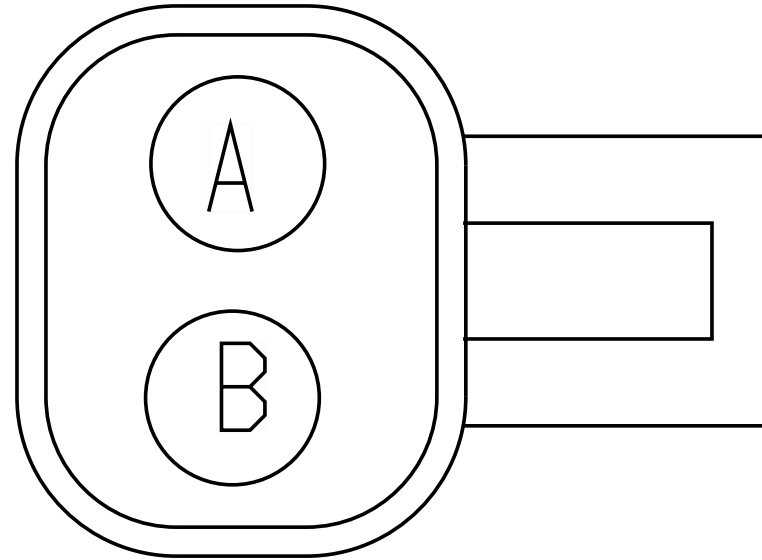
Name	Terminal Part Number	V-Min	Name	Wire Part Number	Wire CSA	Wire Spec	Wire Material description	Wire Color Description	Wire Length	End2 Terminal Part Number	End2 Pin Name	End2 Connector
A	-	-	NP39A	2643673 R1	0.79	18.0	Std. Wall XLPE Primary Cable	GREY	3435.0	-	40	1701F
B	-	-	NP39-GF	2643674 R1	0.79	18.0	Std. Wall XLPE Primary Cable	WHITE	875.0	-	-	-

Connector Name 9001
 Part Number 1671610C1
 Instances L9 - Drain Valve Heater:Diagram1-Combination1
 Mates HTR-DRAIN_VALVE-3042-01-01A



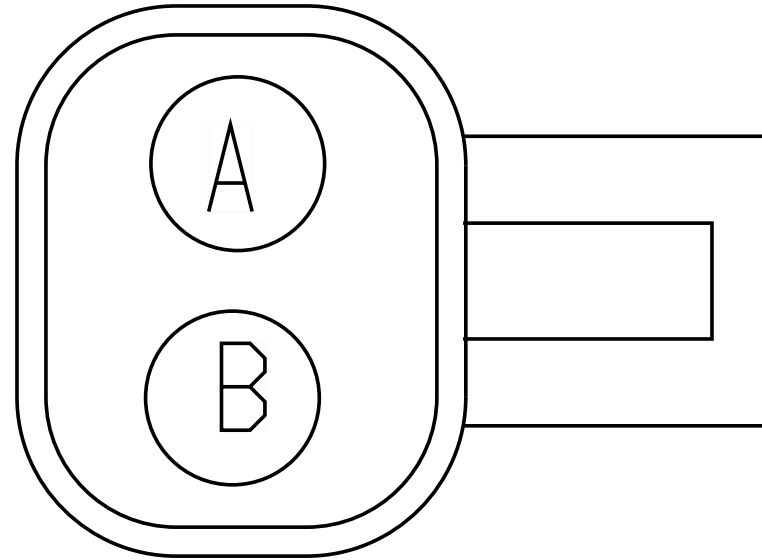
Name	Terminal Part Number	V-Min	Name	Wire Part Number	Wire CSA	Wire Spec	Wire Material description	Wire Color Description	Wire Length	End2 Terminal Part Number	End2 Pin Name	End2 Connector
A	-	-	NP39A	2643673 R1	0.79	18.0	Std. Wall XLPE Primary Cable	GREY	3435.0	-	40	1701F
B	-	-	NP39-GF	2643674 R1	0.79	18.0	Std. Wall XLPE Primary Cable	WHITE	875.0	-	-	-

Connector Name 9002
 Part Number 1671610C1
 Instances L9 - Drain Valve Heater:Diagram1-Combination2



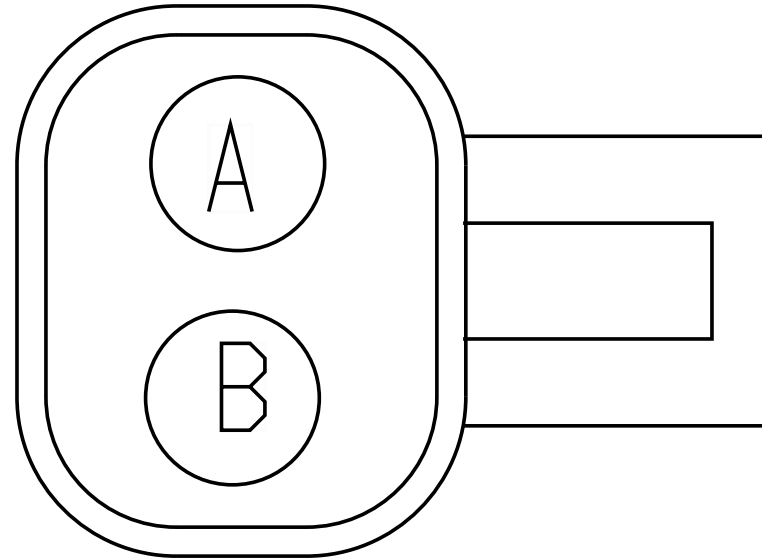
Name	Terminal Part Number	V-Min	Name	Wire Part Number	Wire CSA	Wire Spec	Wire Material description	Wire Color Description	Wire Length	End2 Terminal Part Number	End2 Pin Name	End2 Connector
A	-	-	NN39A	2643673 R1	0.79	18.0	Std. Wall XLPE Primary Cable	GREY	4025.0	-	40	1701F
B	-	-	NN39-GF	2643674 R1	0.79	18.0	Std. Wall XLPE Primary Cable	WHITE	1925.0	-	-	-

Connector Name 9003A
 Part Number 1671610C1
 Instances L9 - Drain Valve Heater:Diagram1-Combination4



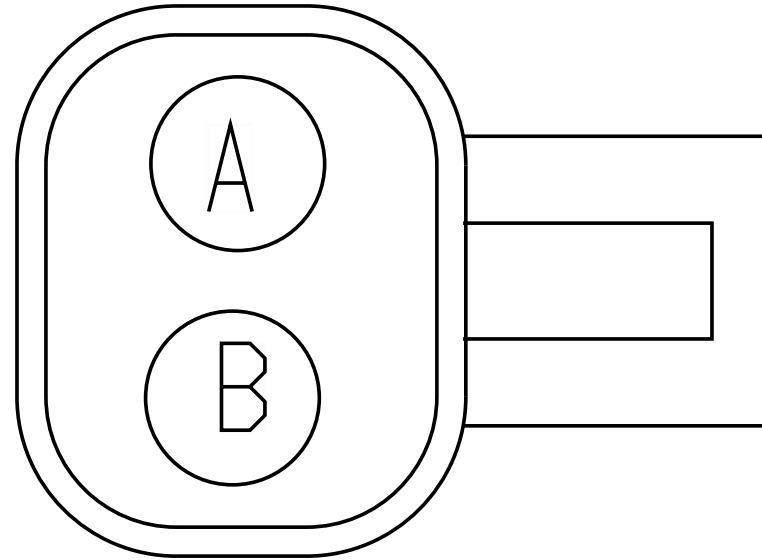
Name	Terminal Part Number	V-Min	Name	Wire Part Number	Wire CSA	Wire Spec	Wire Material description	Wire Color Description	Wire Length	End2 Terminal Part Number	End2 Pin Name	End2 Connector
A	-	-	PK39A	2643673 R1	0.79	18.0	Std. Wall XLPE Primary Cable	GREY	4470.0	-	40	1701F
B	-	-	PK39-GF	2643674 R1	0.79	18.0	Std. Wall XLPE Primary Cable	WHITE	1810.0	-	-	-

Connector Name 9003
 Part Number 1671610C1
 Instances B6.7 - Drain Valve Heater:Diagram1-Combination4



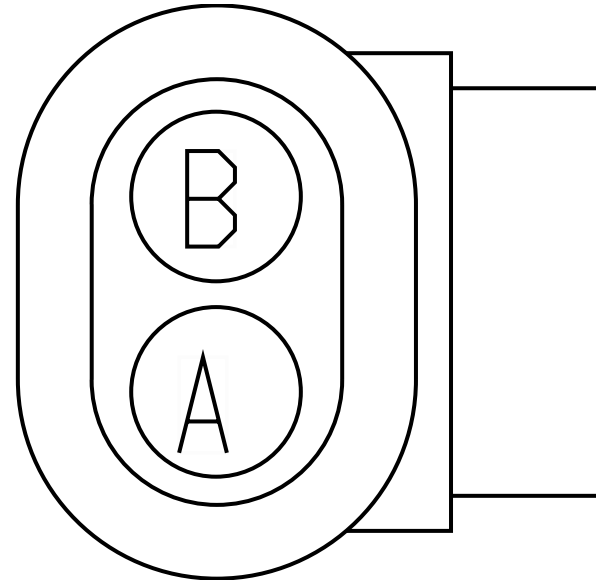
Name	Terminal Part Number	V-Min	Name	Wire Part Number	Wire CSA	Wire Spec	Wire Material description	Wire Color Description	Wire Length	End2 Terminal Part Number	End2 Pin Name	End2 Connector
A	-	-	PH39A	2643673 R1	0.79	18.0	Std. Wall XLPE Primary Cable	GREY	3760.0	-	40	1701F
B	-	-	PH39-GF	2643674 R1	0.79	18.0	Std. Wall XLPE Primary Cable	WHITE	1200.0	-	-	-

Connector Name 9003
 Part Number 1671610C1
 Instances L9 - Drain Valve Heater:Diagram1-Combination3



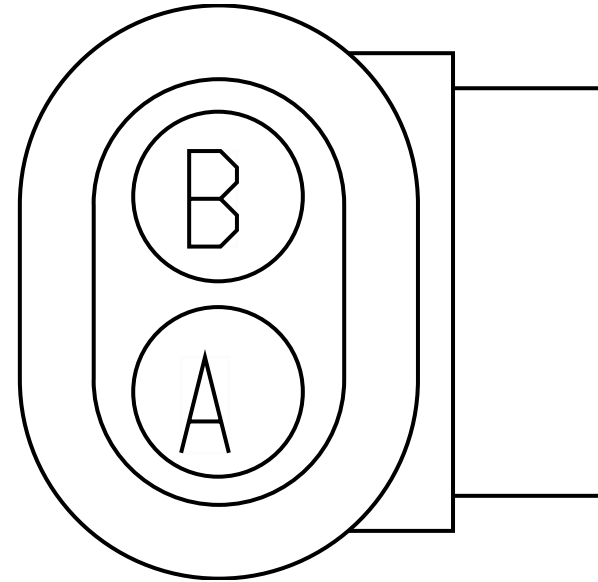
Name	Terminal Part Number	V-Min	Name	Wire Part Number	Wire CSA	Wire Spec	Wire Material description	Wire Color Description	Wire Length	End2 Terminal Part Number	End2 Pin Name	End2 Connector
A	-	-	PH39A	2643673 R1	0.79	18.0	Std. Wall XLPE Primary Cable	GREY	3760.0	-	40	1701F
B	-	-	PH39-GF	2643674 R1	0.79	18.0	Std. Wall XLPE Primary Cable	WHITE	1200.0	-	-	-

Connector Name 9100A
 Part Number 1661778C1
 Instances L9 - 26" Fuel Tank - Secondary:Diagram1-Combination2



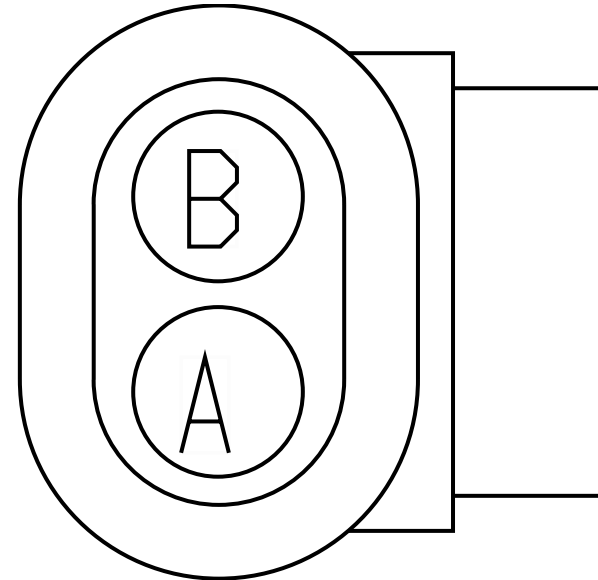
Name	Terminal Part Number	V-Min	Name	Wire Part Number	Wire CSA	Wire Spec	Wire Material description	Wire Color Description	Wire Length	End2 Terminal Part Number	End2 Pin Name	End2 Connector
A	-	-	DC36B	2643676 R1	0.79	18.0	Std. Wall XLPE Primary Cable	TAN	4535.0	-	29	1701F
B	-	-	DC9A	2643673 R1	0.79	18.0	Std. Wall XLPE Primary Cable	GREY	2455.0	-	-	-

Connector Name 9100
 Part Number 1661778C1
 Instances B6.7 - 26" Fuel Tank - Secondary:Diagram1-Combination1



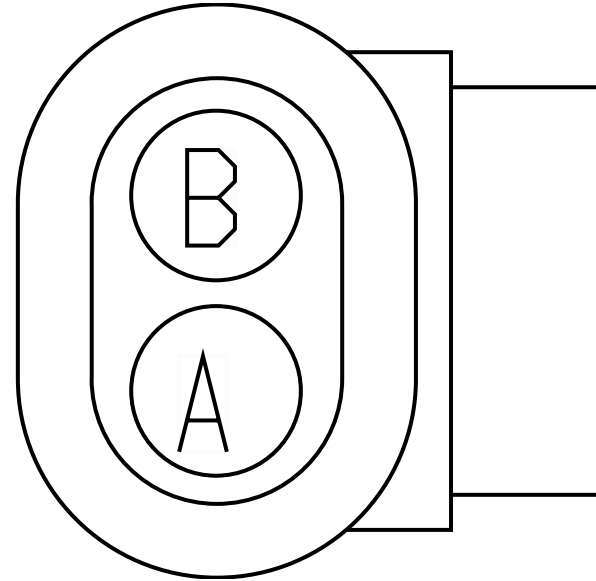
Name	Terminal Part Number	V-Min	Name	Wire Part Number	Wire CSA	Wire Spec	Wire Material description	Wire Color Description	Wire Length	End2 Terminal Part Number	End2 Pin Name	End2 Connector
A	-	-	RE36B	2643676 R1	0.79	18.0	Std. Wall XLPE Primary Cable	TAN	3030.0	-	29	1701F
B	-	-	RE9A	2643673 R1	0.79	18.0	Std. Wall XLPE Primary Cable	GREY	950.0	-	-	-

Connector Name 9100
 Part Number 1661778C1
 Instances L9 - 26" Fuel Tank - Secondary:Diagram1-Combination1
 Mates SNSR-FUEL_LEVEL-3017-05-01



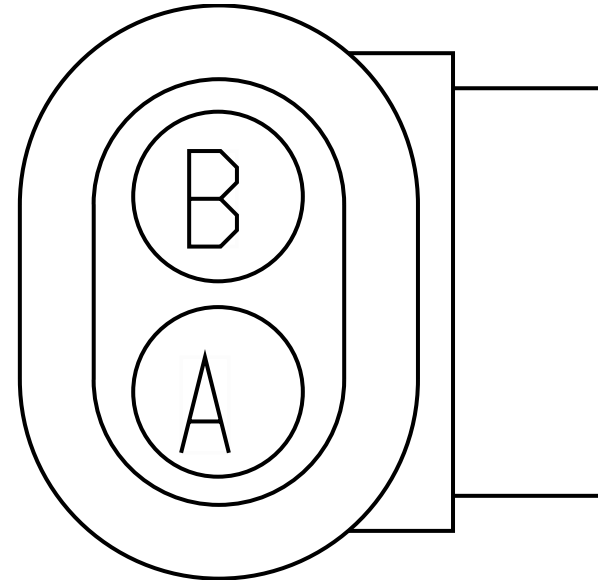
Name	Terminal Part Number	V-Min	Name	Wire Part Number	Wire CSA	Wire Spec	Wire Material description	Wire Color Description	Wire Length	End2 Terminal Part Number	End2 Pin Name	End2 Connector
A	-	-	RE36B	2643676 R1	0.79	18.0	Std. Wall XLPE Primary Cable	TAN	3030.0	-	29	1701F
B	-	-	RE9A	2643673 R1	0.79	18.0	Std. Wall XLPE Primary Cable	GREY	950.0	-	-	-

Connector Name 9101
 Part Number 1661778C1
 Instances B6.7 - 26" Fuel Tank:Diagram1-Combination1
 Mates SNSR-FUEL_LEVEL-3017-05-01



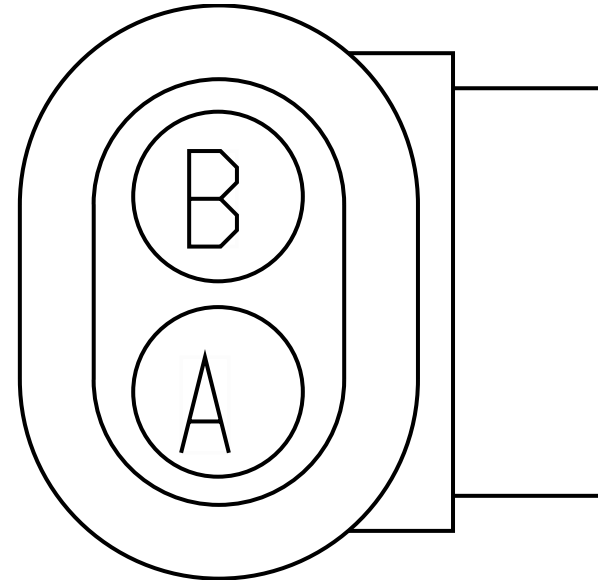
Name	Terminal Part Number	V-Min	Name	Wire Part Number	Wire CSA	Wire Spec	Wire Material description	Wire Color Description	Wire Length	End2 Terminal Part Number	End2 Pin Name	End2 Connector
A	-	-	SP36A	2643676 R1	0.79	18.0	Std. Wall XLPE Primary Cable	TAN	4305.0	-	27	1701F
B	-	-	SP9B	2643673 R1	0.79	18.0	Std. Wall XLPE Primary Cable	GREY	2325.0	-	-	-

Connector Name 9101
 Part Number 1661778C1
 Instances L9 - 26" Fuel Tank:Diagram1-Combination1
 Mates SNSR-FUEL_LEVEL-3017-05-01



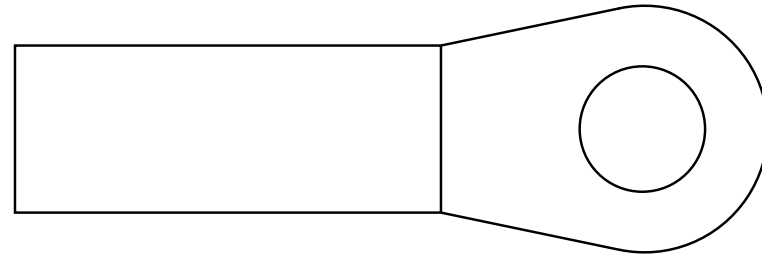
Name	Terminal Part Number	V-Min	Name	Wire Part Number	Wire CSA	Wire Spec	Wire Material description	Wire Color Description	Wire Length	End2 Terminal Part Number	End2 Pin Name	End2 Connector
A	-	-	SP36A	2643676 R1	0.79	18.0	Std. Wall XLPE Primary Cable	TAN	4305.0	-	27	1701F
B	-	-	SP9B	2643673 R1	0.79	18.0	Std. Wall XLPE Primary Cable	GREY	2325.0	-	-	-

Connector Name 9103
 Part Number 1661778C1
 Instances B6.7 - 26" Fuel Tank - Secondary:Diagram1-Combination2
 Mates SNSR-FUEL_LEVEL-3017-05-01



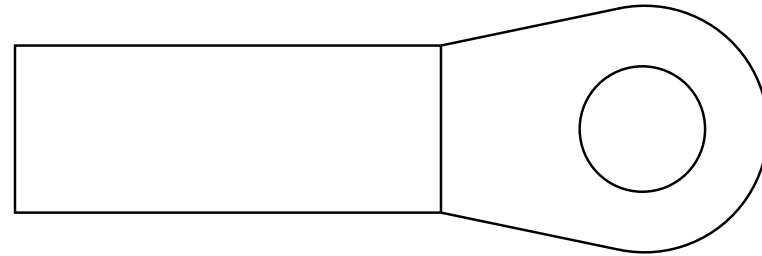
Name	Terminal Part Number	V-Min	Name	Wire Part Number	Wire CSA	Wire Spec	Wire Material description	Wire Color Description	Wire Length	End2 Terminal Part Number	End2 Pin Name	End2 Connector
A	-	-	RG36B	2643676 R1	0.79	18.0	Std. Wall XLPE Primary Cable	TAN	3130.0	-	29	1701F
B	-	-	RG9A	2643673 R1	0.79	18.0	Std. Wall XLPE Primary Cable	GREY	1150.0	-	-	-

Connector Name 9250
 Part Number 3866817C1
 Instances L9 - Battery International (4) 12V:Diagram1
 Mates BTRY-925CCA_1-4005-01-01A



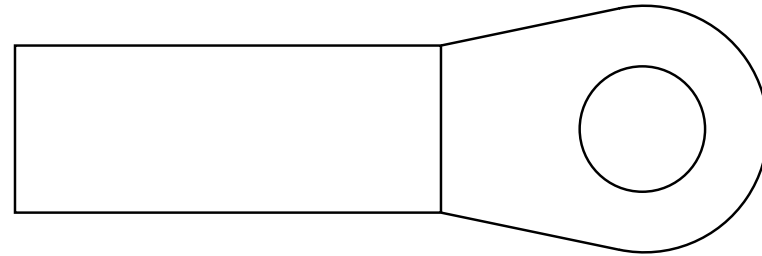
Name	Terminal Part Number	V-Min	Name	Wire Part Number	Wire CSA	Wire Spec	Wire Material description	Wire Color Description	Wire Length	End2 Terminal Part Number	End2 Pin Name	End2 Connector
A	-	-	N14HB	2643698 R1	4.81	10.0	Std. Wall XLPE Primary Cable	RED	210.0	-	-	-
A	-	-	1/0	2643728 R1	49.99	0.0	SGT 80C	RED	210.0	-	-	-

Connector Name 9251
 Part Number 3866817C1
 Instances B6.7 - Cranking (Starter) GEN4 BCM W/O Thermal Overcrank:Diagram1
 L9 - Battery International (4) 12V:Diagram1
 L9 - Cranking (Starter) GEN4 BCM W/ Thermal Overcrank - External Switch:Diagram1-Combination1
 L9 - Cranking (Starter) GEN4 BCM W/O Thermal Overcrank:Diagram1-Combination1
 Mates BTRY-925CCA_1-4005-01-01B



Name	Terminal Part Number	V-Min	Name	Wire Part Number	Wire CSA	Wire Spec	Wire Material description	Wire Color Description	Wire Length	End2 Terminal Part Number	End2 Pin Name	End2 Connector
A	-	-	14	2645953 R1	18.94	4.0	SGX NFLEX 125	RED	3700.0	-	A	1701
A	-	-	1/0	2643728 R1	49.99	0.0	SGT 80C	RED	210.0	-	-	-
A	-	-	14	2645248 R1	49.99	0.0	SGX FLEX 125C	RED	360.0	-	A	945
A	-	-	N14KB	3510369 R1	4.81	10.0	Thin Wall XLPE Primary Cable	RED	274.0	-	-	-
A	-	-	14	2645953 R1	18.94	4.0	SGX NFLEX 125	RED	3700.0	-	A	6305
A	-	-	14	2645953 R1	18.94	4.0	SGX NFLEX 125	RED	3700.0	-	A	6301E

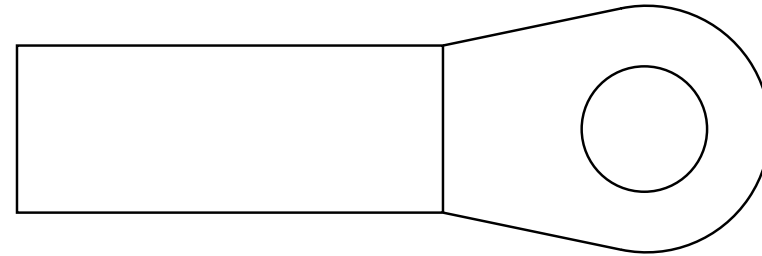
Connector Name 9256
 Part Number 3866817C1
 Instances B6.7 - Current Monitoring (Ammeter):Diagram1-Combination1
 B6.7 - Current Monitoring (Ammeter):Diagram1-Combination2
 L9 - Battery International (4) 12V:Diagram1
 Mates BTRY-925CCA_1-4005-01-01A



Name	Terminal Part Number	V-Min	Name	Wire Part Number	Wire CSA	Wire Spec	Wire Material description	Wire Color Description	Wire Length	End2 Terminal Part Number	End2 Pin Name	End2 Connector
A	-	-	N26B	3510333 R1	4.81	10.0	Thin Wall XLPE Primary Cable	TAN	255.0	-	A	9262F
A	-	-	N14-G	2643788 R1	4.81	10.0	Std. Wall XLPE Primary Cable	WHITE	230.0	-	-	-
A	-	-	N26B	3510333 R1	4.81	10.0	Thin Wall XLPE Primary Cable	TAN	255.0	-	-	-
A	-	-	N14-GA	2643788 R1	4.81	10.0	Std. Wall XLPE Primary Cable	WHITE	230.0	-	-	-

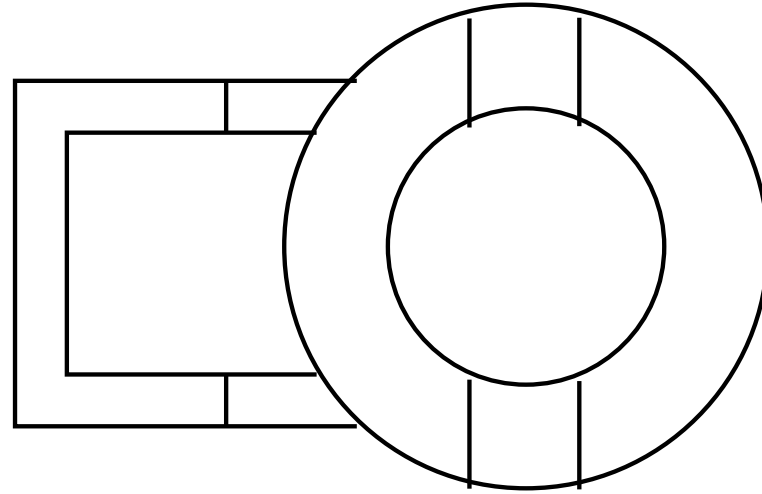
Name	Terminal Part Number	V-Min	Name	Wire Part Number	Wire CSA	Wire Spec	Wire Material description	Wire Color Description	Wire Length	End2 Terminal Part Number	End2 Pin Name	End2 Connector
A	-	-	N97-GB	2643788 R1	4.81	10.0	Std. Wall XLPE Primary Cable	WHITE	230.0	-	-	-
A	-	-	14-G	2645235 R1	49.99	0.0	SGX FLEX 125C	BLACK	550.0	-	1	6049
A	-	-	1/0	2643728 R1	49.99	0.0	SGT 80C	RED	210.0	-	A	9257

Connector Name 9257
 Part Number 3866817C1
 Instances B6.7 - Cranking (Starter) GEN4 BCM W/O Thermal Overcrank:Diagram1
 L9 - Battery International (4) 12V:Diagram1
 L9 - Cranking (Starter) GEN4 BCM W/ Thermal Overcrank - External Switch:Diagram1-Combination1
 L9 - Cranking (Starter) GEN4 BCM W/O Thermal Overcrank:Diagram1-Combination1
 Mates BTRY-925CCA_1-4005-01-01B



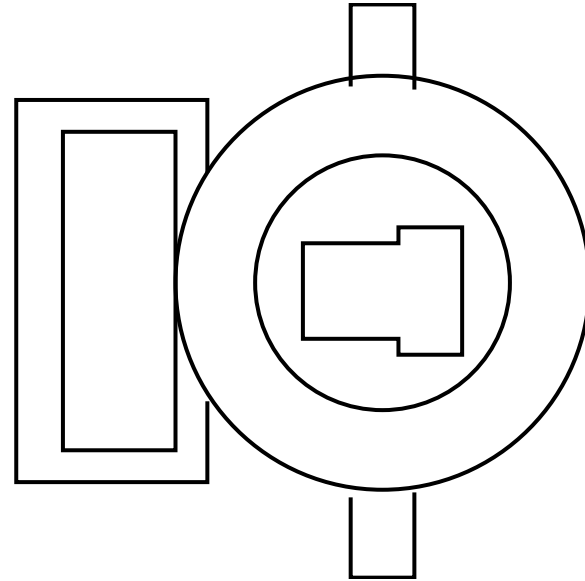
Name	Terminal Part Number	V-Min	Name	Wire Part Number	Wire CSA	Wire Spec	Wire Material description	Wire Color Description	Wire Length	End2 Terminal Part Number	End2 Pin Name	End2 Connect or
A	-	-	14-G	2645929 R1	18.94	4.0	SGX NFLEX 125	BLACK	4450.0	-	A	1200
A	-	-	14-G	2645235 R1	49.99	0.0	SGX FLEX 125C	BLACK	550.0	-	-	-
A	-	-	1/0	2643728 R1	49.99	0.0	SGT 80C	RED	210.0	-	A	9256
A	-	-	N14-GD	3510363 R1	4.81	10.0	Thin Wall XLPE Primary Cable	WHITE	230.0	-	-	-
A	-	-	14-G	2645929 R1	18.94	4.0	SGX NFLEX 125	BLACK	4450.0	-	A	6335
A	-	-	14-G	2645929 R1	18.94	4.0	SGX NFLEX 125	BLACK	4450.0	-	A	6301E

Connector Name 9262F
 Part Number 1669834C1
 Short Description AMMETER CONNECTOR
 Instances B6.7 - Current Monitoring (Ammeter):Diagram1-Combination1
 B6.7 - Current Monitoring (Ammeter):Diagram1-Combination2
 Mates 6332M



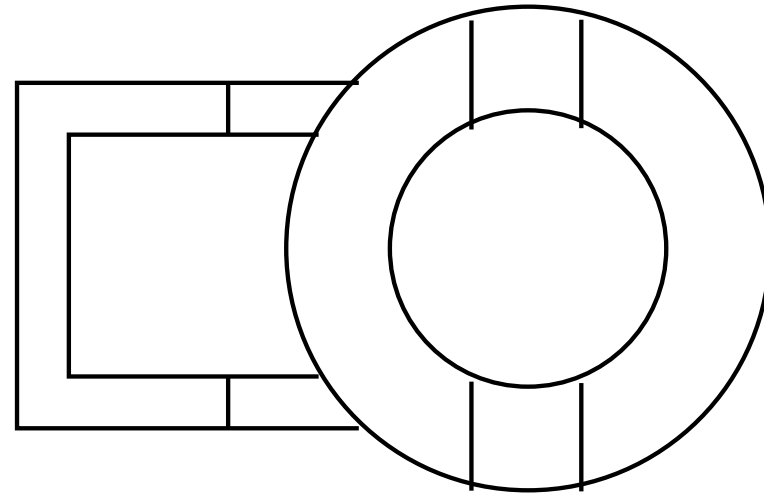
Name	Terminal Part Number	V-Min	Name	Wire Part Number	Wire CSA	Wire Spec	Wire Material description	Wire Color Description	Wire Length	End2 Terminal Part Number	End2 Pin Name	End2 Connector
A	-	-	N26B	3510333 R1	4.81	10.0	Thin Wall XLPE Primary Cable	TAN	255.0	-	A	9256

Connector Name 9262M
 Part Number 1664531C1
 Short Description BATTERY AMMETER SENSE
 Instances B6.7 - Current Monitoring (Ammeter):Diagram1-Combination1
 B6.7 - Current Monitoring (Ammeter):Diagram1-Combination2
 Mates 6332



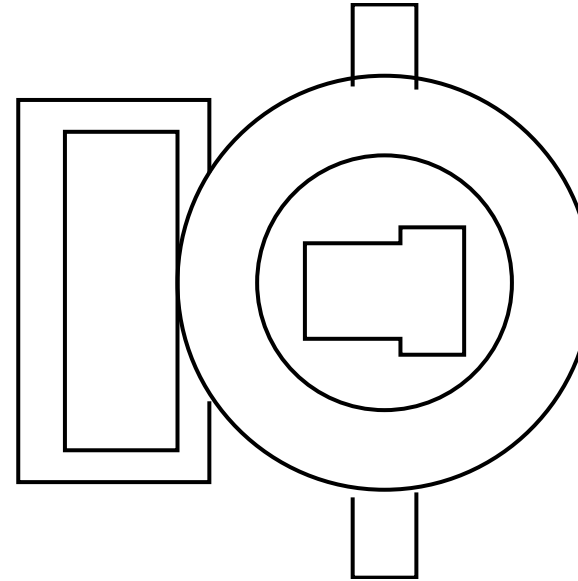
Name	Terminal Part Number	V-Min	Name	Wire Part Number	Wire CSA	Wire Spec	Wire Material description	Wire Color Description	Wire Length	End2 Terminal Part Number	End2 Pin Name	End2 Connector
A	-	-	N26B	3510333 R1	4.81	10.0	Thin Wall XLPE Primary Cable	TAN	255.0	-	-	-

Connector Name 9264F
 Part Number 1669834C1
 Short Description 2-WAY RADIO POSITIVE CONN
 Instances 2-Way Radio:Diagram1-Combination1
 2-Way Radio:Diagram1-Combination2
 Mates 9264M



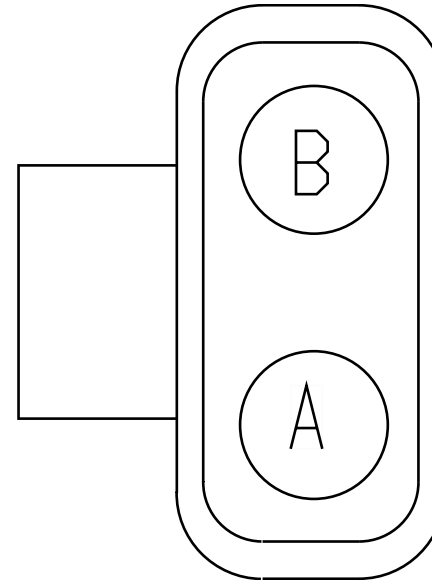
Name	Terminal Part Number	V-Min	Name	Wire Part Number	Wire CSA	Wire Spec	Wire Material description	Wire Color Description	Wire Length	End2 Terminal Part Number	End2 Pin Name	End2 Connector
A	-	-	N14HC	3510369 R1	4.81	10.0	Thin Wall XLPE Primary Cable	RED	225.0	-	2	9265

Connector Name 9264M
 Part Number 1664531C1
 Short Description 2-WAY RADIO BATTERY POWER
 Instances 2-Way Radio:Diagram1-Combination1
 2-Way Radio:Diagram1-Combination2
 Mates 9264F



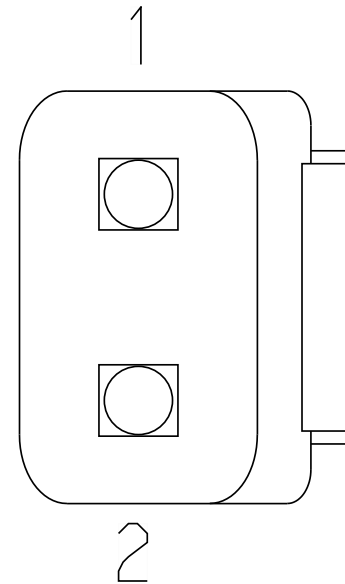
Name	Terminal Part Number	V-Min	Name	Wire Part Number	Wire CSA	Wire Spec	Wire Material description	Wire Color Description	Wire Length	End2 Terminal Part Number	End2 Pin Name	End2 Connector
A	-	-	RA14A	3510368 R1	3.01	12.0	Thin Wall XLPE Primary Cable	RED	2130.0	-	4	4060

Connector Name 9265
 Part Number 3512967C1
 Instances 2-Way Radio:Diagram1-Combination1
 2-Way Radio:Diagram1-Combination2
 Mates CP-2WAY_RADIO_FUSE



Name	Terminal Part Number	V-Min	Name	Wire Part Number	Wire CSA	Wire Spec	Wire Material description	Wire Color Description	Wire Length	End2 Terminal Part Number	End2 Pin Name	End2 Connector
1	-	-	N14HB	2643698 R1	4.81	10.0	Std. Wall XLPE Primary Cable	RED	210.0	-	-	-
2	-	-	N14HC	3510369 R1	4.81	10.0	Thin Wall XLPE Primary Cable	RED	225.0	-	A	9264F

Connector Name 9300
 Part Number 3626436C1
 Instances B6.7 - Center Chassis Ground Splice Packs -
 8809/8807/8805/8802:Diagram1
 B6.7 - RIGHTSIDE AIR DRYER:Diagram1-Combination2
 L9 - Center Chassis Ground Splice Packs -
 8802/8805/8807/8809:Diagram1
 L9 - RIGHTSIDE AIR DRYER:Diagram1-Combination1
 L9 - RIGHTSIDE AIR DRYER:Diagram1-Combination2
 L9 - RIGHTSIDE AIR DRYER:Diagram1-Combination3
 L9 - RIGHTSIDE AIR DRYER:Diagram1-Combination4
 Mates 9300

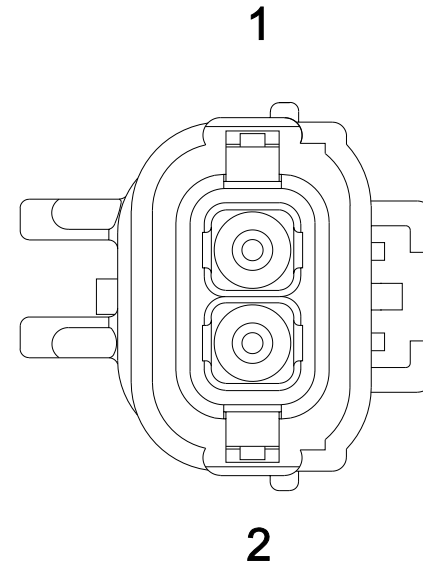


Name	Terminal Part Number	V-Min	Name	Wire Part Number	Wire CSA	Wire Spec	Wire Material description	Wire Color Description	Wire Length	End2 Terminal Part Number	End2 Pin Name	End2 Connector
1	-	-	PD39B	2643680 R1	1.16	16.0	Std. Wall XLPE Primary Cable	GREY	3880.0	-	A	9900E
1	-	-	PJ39B	2643680 R1	1.16	16.0	Std. Wall XLPE Primary Cable	GREY	3950.0	-	A	9900H
1	-	-	PK39B	2643680 R1	1.16	16.0	Std. Wall XLPE Primary Cable	GREY	4000.0	-	A	9900J
1	-	-	PH39B	2643680 R1	1.16	16.0	Std. Wall XLPE Primary Cable	GREY	3900.0	-	A	9900G

Name	Terminal Part Number	V-Min	Name	Wire Part Number	Wire CSA	Wire Spec	Wire Material description	Wire Color Description	Wire Length	End2 Terminal Part Number	End2 Pin Name	End2 Connector
1	-	-	PR39B	2643680 R1	1.16	16.0	Std. Wall XLPE Primary Cable	GREY	3525.0	-	A	9900F
2	-	-	PD39-GB	2643681 R1	1.16	16.0	Std. Wall XLPE Primary Cable	WHITE	3880.0	-	-	-
2	-	-	PU39-GB	2643681 R1	1.16	16.0	Std. Wall XLPE Primary Cable	WHITE	3900.0	-	-	-
2	-	-	PW39-GB	2643681 R1	1.16	16.0	Std. Wall XLPE Primary Cable	WHITE	3800.0	-	-	-
2	-	-	PR39-GB	2643681 R1	1.16	16.0	Std. Wall XLPE Primary Cable	WHITE	3525.0	-	-	-
2	-	-	PV39-GB	2643681 R1	1.16	16.0	Std. Wall XLPE Primary Cable	WHITE	3850.0	-	-	-
2	-	-	PJ39-GB	2643681 R1	1.16	16.0	Std. Wall XLPE Primary Cable	WHITE	3950.0	-	-	-
2	-	-	PK39-GB	2643681 R1	1.16	16.0	Std. Wall XLPE Primary Cable	WHITE	4000.0	-	-	-

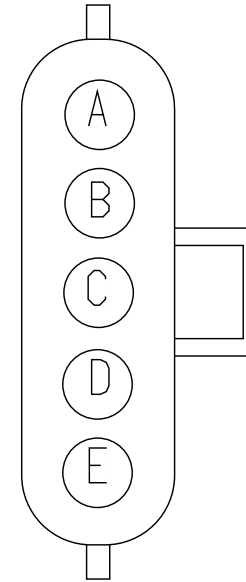
Name	Terminal Part Number	V-Min	Name	Wire Part Number	Wire CSA	Wire Spec	Wire Material description	Wire Color Description	Wire Length	End2 Terminal Part Number	End2 Pin Name	End2 Connector
2	-	-	PH39-GB	2643681 R1	1.16	16.0	Std. Wall XLPE Primary Cable	WHITE	3900.0	-	-	-
2	-	-	PD39-GB	2643681 R1	1.16	16.0	Std. Wall XLPE Primary Cable	WHITE	3880.0	-	B	9900E
2	-	-	PK39-GB	2643681 R1	1.16	16.0	Std. Wall XLPE Primary Cable	WHITE	4000.0	-	B	9900J
2	-	-	PH39-GB	2643681 R1	1.16	16.0	Std. Wall XLPE Primary Cable	WHITE	3900.0	-	B	9900G
2	-	-	PJ39-GB	2643681 R1	1.16	16.0	Std. Wall XLPE Primary Cable	WHITE	3950.0	-	B	9900H
2	-	-	PR39-GB	2643681 R1	1.16	16.0	Std. Wall XLPE Primary Cable	WHITE	3525.0	-	B	9900F

Connector Name 9300
 Part Number 3756499C1
 Instances B6.7 - Center Chassis Ground Splice Packs -
 8809/8807/8805/8802:Diagram1
 B6.7 - RIGHTSIDE AIR DRYER:Diagram1-Combination2
 L9 - Center Chassis Ground Splice Packs -
 8802/8805/8807/8809:Diagram1
 L9 - RIGHTSIDE AIR DRYER:Diagram1-Combination1
 L9 - RIGHTSIDE AIR DRYER:Diagram1-Combination2
 L9 - RIGHTSIDE AIR DRYER:Diagram1-Combination3
 L9 - RIGHTSIDE AIR DRYER:Diagram1-Combination4
 Mates 9300



Name	Terminal Part Number	V-Min	Name	Wire Part Number	Wire CSA	Wire Spec	Wire Material description	Wire Color Description	Wire Length	End2 Terminal Part Number	End2 Pin Name	End2 Connector
1	-	-	UB39B	3510312 R1	1.16	16.0	Thin Wall XLPE Primary Cable	GREY	200.0	-	31	1701F
2	-	-	UB39-GB	2643681 R1	1.16	16.0	Std. Wall XLPE Primary Cable	WHITE	2710.0	-	C	8807
2	-	-	UB39-GB	2643681 R1	1.16	16.0	Std. Wall XLPE Primary Cable	WHITE	2710.0	-	-	-

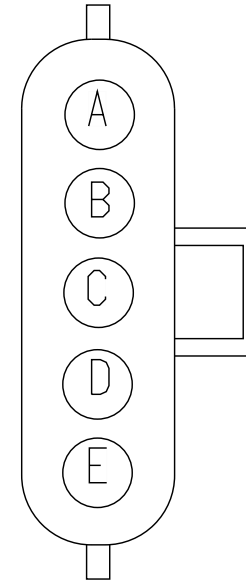
Connector Name 9303A
 Part Number 1661375C2
 Instances L9 - Back-Up Alarm (Automatic) W/ Tailboard:Diagram1
 L9 - Back-Up Alarm (Automatic) W/O Tailboard:Diagram1
 L9 - Back-Up Alarm (Manual) W/ Tailboard:Diagram1-Combination1
 L9 - Back-Up Alarm (Manual) W/O Tailboard:Diagram1-Combination1
 L9 - License Plate Light (Tail Light Single Assy):Diagram1
 L9 - License Plate Light (Tail Light Single Assy) Option2:Diagram1
 L9 - License Plate Light (Tail Light Single Assy) Option3:Diagram1
 L9 - License Plate Light (Tail Light Single Assy) W/Less Power Module:Diagram1
 L9 - Rear Light (Tail Light):Diagram1



Mates ALRM-REVERSE-3009-02-01A

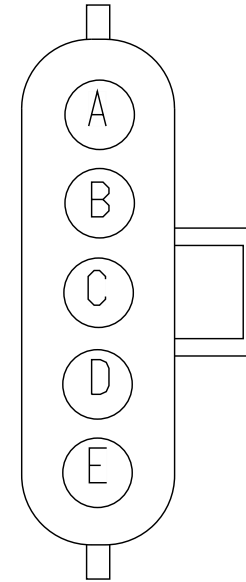
Name	Terminal Part Number	V-Min	Name	Wire Part Number	Wire CSA	Wire Spec	Wire Material description	Wire Color Description	Wire Length	End2 Terminal Part Number	End2 Pin Name	End2 Connector
A	-	-	RB71	2643690 R1	1.91	14.0	Std. Wall XLPE Primary Cable	ORANGE	2875.0	-	1	9800
D	-	-	RB68	2643688 R1	1.91	14.0	Std. Wall XLPE Primary Cable	BROWN	2875.0	-	4	9800
E	-	-	RB10-G	3510362 R1	3.01	12.0	Thin Wall XLPE Primary Cable	WHITE	2875.0	-	12	9800

Connector Name 9303A
 Part Number 1661375C2
 Short Description STOP TAIL AND TURN
 Instances B6.7 - Rear Light (Tail Light):Diagram1
 L9 - Directional Signal (Turn) W/ LED BOX LAMPS:Diagram1
 L9 - License Plate Light (LED BOX LAMP Tail Light):Diagram1
 Mates 71



Name	Terminal Part Number	V-Min	Name	Wire Part Number	Wire CSA	Wire Spec	Wire Material description	Wire Color Description	Wire Length	End2 Terminal Part Number	End2 Pin Name	End2 Connector
B	-	-	RB56	2643690 R1	1.91	14.0	Std. Wall XLPE Primary Cable	ORANGE	2875.0	-	2	9800
C	-	-	RB57	2643690 R1	1.91	14.0	Std. Wall XLPE Primary Cable	ORANGE	2875.0	-	3	9800
D	-	-	RB68	2643688 R1	1.91	14.0	Std. Wall XLPE Primary Cable	BROWN	2875.0	-	4	9800
E	-	-	RB10-G	3510362 R1	3.01	12.0	Thin Wall XLPE Primary Cable	WHITE	2875.0	-	12	9800

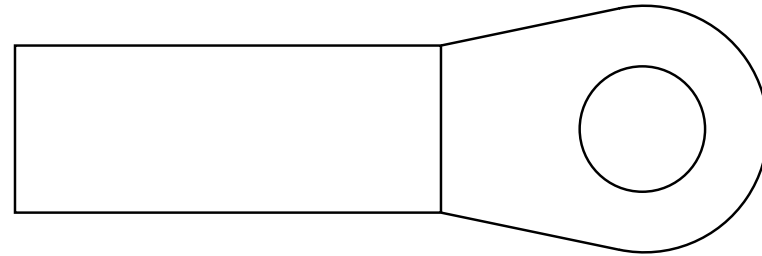
Connector Name 9303
 Part Number 1661375C2
 Instances
 B6.7 - Back-Up Alarm (Automatic) W/ Tailboard:Diagram1
 B6.7 - Back-Up Alarm (Automatic) W/O Tailboard:Diagram1
 B6.7 - Back-Up Alarm (Manual) W/ Tailboard:Diagram1
 B6.7 - Back-Up Alarm (Manual) W/O Tailboard:Diagram1
 B6.7 - Backup Light(Single Reverse Light) Allison
 3K/4K:Diagram1-Combination1
 B6.7 - Backup Light(Single Reverse Light) Allison
 3K/4K:Diagram1-Combination2
 B6.7 - Directional Signal (Turn) W/ Single Tail Board W/Hazard
 SW:Diagram1
 B6.7 - License Plate Light (Tail Light Single Assy.) W/Less
 Power Module:Diagram1
 B6.7 - Rear Lights Stop - Single Assembly:Diagram1
 L9 - Backup Light (Single Reverse Light) Allison 3K/4K
 07:Diagram1-Combination1
 L9 - Backup Light (Single Reverse Light) Allison 3K/4K
 07:Diagram1-Combination2
 L9 - Backup Lights (Single Reverse Lights) Eaton/Manual
 Trans:Diagram1-Combination1
 L9 - Directional Signal (Turn) W/ Single Tail Board W/Hazard
 SW:Diagram1
 L9 - Rear Lights Stop - Single Assembly:Diagram1
 Mates LT-TAIL-ASSY-1002-01-05A



Name	Terminal Part Number	V-Min	Name	Wire Part Number	Wire CSA	Wire Spec	Wire Material description	Wire Color Description	Wire Length	End2 Terminal Part Number	End2 Pin Name	End2 Connector
A	-	-	RB71	2643690 R1	1.91	14.0	Std. Wall XLPE Primary Cable	ORANGE	2875.0	-	1	9800
A	-	-	R71	2643690 R1	1.91	14.0	Std. Wall XLPE Primary Cable	ORANGE	2875.0	-	1	9800


Name	Terminal Part Number	V-Min	Name	Wire Part Number	Wire CSA	Wire Spec	Wire Material description	Wire Color Description	Wire Length	End2 Terminal Part Number	End2 Pin Name	End2 Connect or
B	-	-	RB56	2643690 R1	1.91	14.0	Std. Wall XLPE Primary Cable	ORANGE	2875.0	-	2	9800
C	-	-	RB57	2643690 R1	1.91	14.0	Std. Wall XLPE Primary Cable	ORANGE	2875.0	-	3	9800
D	-	-	RB68	2643688 R1	1.91	14.0	Std. Wall XLPE Primary Cable	BROWN	2875.0	-	4	9800
E	-	-	RB10-G	3510362 R1	3.01	12.0	Thin Wall XLPE Primary Cable	WHITE	2875.0	-	12	9800

Connector Name 945
 Part Number 3866817C1
 Instances B6.7 - Delco Remy 28SI Alternator W/Sensor:Diagram1
 B6.7 - Leece-Neville AVI160-210A/240A Alternator W/
 Sensor:Diagram1
 L9 - Battery International (4) 12V:Diagram1
 L9 - Delco Remy 28SI Alternator W/Sensor:Diagram1-
 Combination1
 L9 - Delco Remy 28SI Alternator W/Sensor:Diagram1-
 Combination2
 L9 - Delco Remy 36SI Alternator W/Sensor:Diagram1
 L9 - Leece-Neville - LN 325A Alternator W/Sensor:Diagram1
 L9 - Leece-Neville AVI160-210A/240A Alternator W/
 Sensor:Diagram1
 Mates BTRY-925CCA_1-4005-01-01D



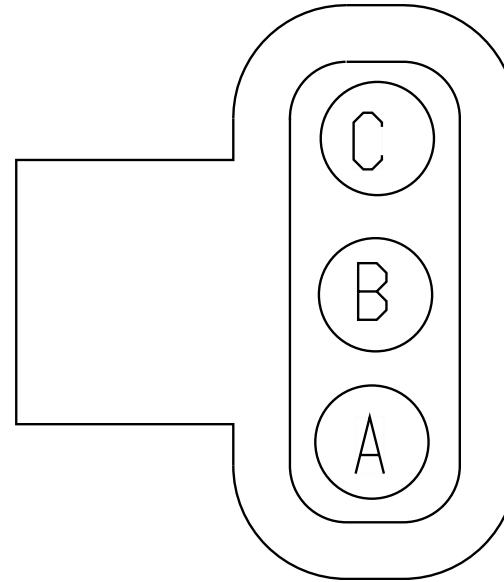
Name	Terminal Part Number	V-Min	Name	Wire Part Number	Wire CSA	Wire Spec	Wire Material description	Wire Color Description	Wire Length	End2 Terminal Part Number	End2 Pin Name	End2 Connector
A	-	-	JS1B	3510366 R1	1.16	16.0	Thin Wall XLPE Primary Cable	RED	320.0	-	A	1F
A	-	-	14	2645248 R1	49.99	0.0	SGX FLEX 125C	RED	360.0	-	A	9251
A	-	-	JS1B	3510366 R1	1.16	16.0	Thin Wall XLPE Primary Cable	RED	320.0	-	-	-

Connector Name 9501
 Part Number 3539777C1
 Instances B6.7 - Antilock Brake System (ABS)-BENDIX 4 Channel
 Implementation:Diagram1
 L9 - Antilock Brake System (ABS) - BENDIX 4 Channel
 Implementation:Diagram1
 Mates SNSR-WS-3003-01-03B




Name	Terminal Part Number	V-Min	Name	Wire Part Number	Wire CSA	Wire Spec	Wire Material description	Wire Color Description	Wire Length	End2 Terminal Part Number	End2 Pin Name	End2 Connector
1	-	-	RC94A	2643680 R1	1.16	16.0	Std. Wall XLPE Primary Cable	GREY	965.0	-	13	9800
2	-	-	RC94B	2643682 R1	1.16	16.0	Std. Wall XLPE Primary Cable	ORANGE	965.0	-	14	9800

Connector Name 9502
 Part Number 1686834C1
 Instances B6.7 - Antilock Brake System (ABS)-BENDIX 4 Channel
 Implementation:Diagram1
 L9 - Antilock Brake System (ABS) - BENDIX 4 Channel
 Implementation:Diagram1
 Mates MDL-ABS-3003-01-03A



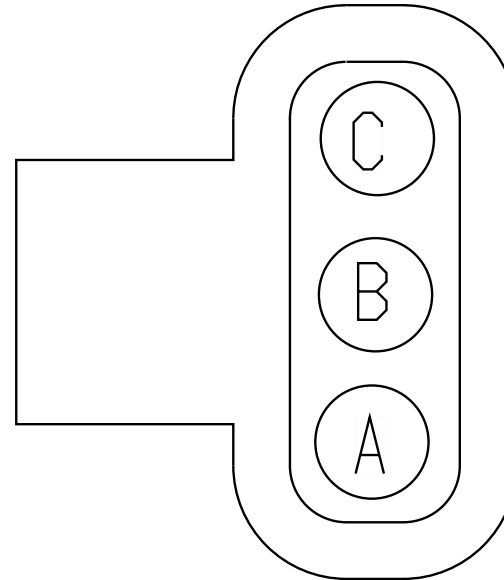
Name	Terminal Part Number	V-Min	Name	Wire Part Number	Wire CSA	Wire Spec	Wire Material description	Wire Color Description	Wire Length	End2 Terminal Part Number	End2 Pin Name	End2 Connector
A	-	-	RC94E	3510294 R1	1.16	16.0	Thin Wall XLPE Primary Cable	BLACK	965.0	-	17	9800
B	-	-	RC94F	3510366 R1	1.16	16.0	Thin Wall XLPE Primary Cable	RED	965.0	-	18	9800
C	-	-	RC94H	3510306 R1	1.16	16.0	Thin Wall XLPE Primary Cable	BROWN	965.0	-	19	9800

Connector Name 9503
 Part Number 3539777C1
 Instances B6.7 - Antilock Brake System (ABS)-BENDIX 4 Channel
 Implementation:Diagram1
 L9 - Antilock Brake System (ABS) - BENDIX 4 Channel
 Implementation:Diagram1
 Mates SNSR-WS-3003-01-03A



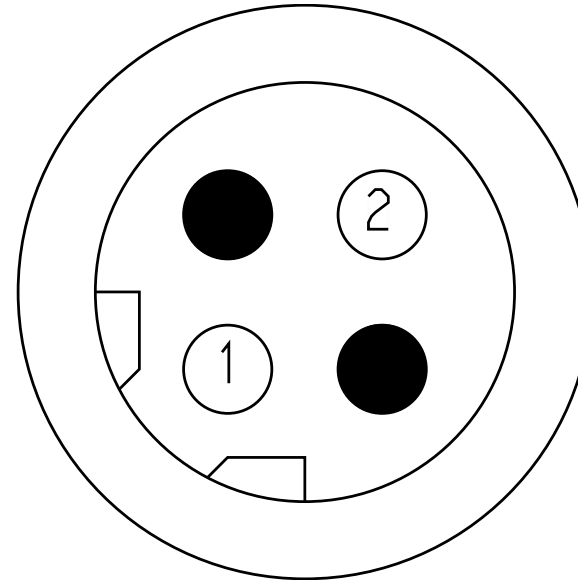
Name	Terminal Part Number	V-Min	Name	Wire Part Number	Wire CSA	Wire Spec	Wire Material description	Wire Color Description	Wire Length	End2 Terminal Part Number	End2 Pin Name	End2 Connector
1	-	-	RC94C	2643721 R1	1.16	16.0	Std. Wall XLPE Primary Cable	DARK BLUE	1500.0	-	15	9800
2	-	-	RC94D	2643684 R1	1.16	16.0	Std. Wall XLPE Primary Cable	YELLOW 2	1500.0	-	16	9800

Connector Name 9504
 Part Number 1686834C1
 Instances B6.7 - Antilock Brake System (ABS)-BENDIX 4 Channel
 Implementation:Diagram1
 L9 - Antilock Brake System (ABS) - BENDIX 4 Channel
 Implementation:Diagram1
 Mates MDL-ABS-3003-01-03B



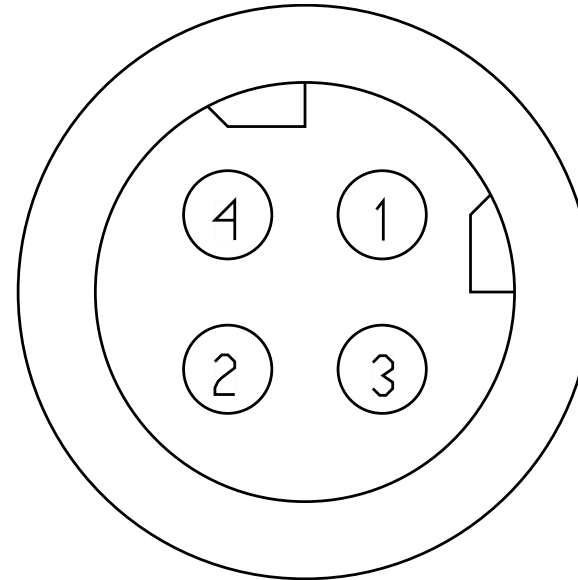
Name	Terminal Part Number	V-Min	Name	Wire Part Number	Wire CSA	Wire Spec	Wire Material description	Wire Color Description	Wire Length	End2 Terminal Part Number	End2 Pin Name	End2 Connector
A	-	-	RC94J	3510348 R1	1.16	16.0	Thin Wall XLPE Primary Cable	VIOLET	1400.0	-	20	9800
B	-	-	RC94K	3510300 R1	1.16	16.0	Thin Wall XLPE Primary Cable	LIGHT GREEN	1400.0	-	21	9800
C	-	-	RC94L	3510342 R1	1.16	16.0	Thin Wall XLPE Primary Cable	LIGHT BLUE	1400.0	-	22	9800

Connector Name 9512
 Part Number 3678796C1
 Instances B6.7 - Traction Control Bendix:Diagram1-Combination1
 Mates SOL-TCV_BENDIX-3033-01-01A



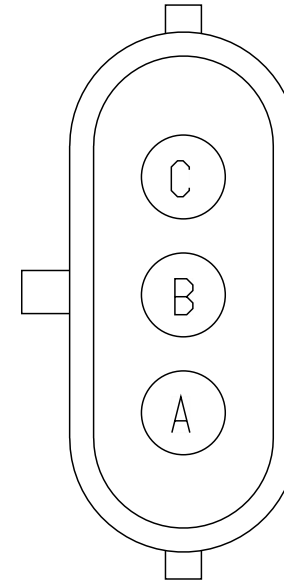
Name	Terminal Part Number	V-Min	Name	Wire Part Number	Wire CSA	Wire Spec	Wire Material description	Wire Color Description	Wire Length	End2 Terminal Part Number	End2 Pin Name	End2 Connector
1	-	-	RD94BE	3510336 R1	1.16	16.0	Thin Wall XLPE Primary Cable	YELLOW 2	410.0	-	24	9800
2	-	-	RD94BD	3510306 R1	1.16	16.0	Thin Wall XLPE Primary Cable	BROWN	410.0	-	23	9800

Connector Name 9514F
 Part Number 3601685C1
 Instances B6.7 - CAN Layout:ABS Proprietary J1939
 L9 - CAN Layout:ABS Proprietary J1939
 Mates SNSR-YAW_RATE-3026-01-01A



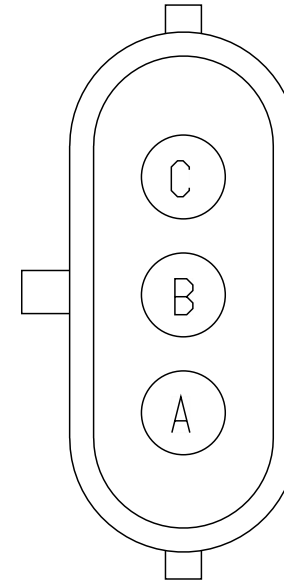
Name	Terminal Part Number	V-Min	Name	Wire Part Number	Wire CSA	Wire Spec	Wire Material description	Wire Color Description	Wire Length	End2 Terminal Part Number	End2 Pin Name	End2 Connector
1	-	-	WIRE239188	-	0.0	-	-	-	0.0	-	54	1701F
2	-	-	WIRE239189	-	0.0	-	-	-	0.0	-	55	1701F
3	-	-	WIRE239190	-	0.0	-	-	-	0.0	-	56	1701F
4	-	-	WIRE239191	-	0.0	-	-	-	0.0	-	57	1701F

Connector Name 9715F1
 Part Number 1667732C1
 Short Description TRAILER SOCKET 1
 Instances L9 - TEM _Electric Trailer Brake Controller Activated Stop
 LT:Diagram1
 L9 - Trailer Interface (Lighting) – BLUNT CUT (Part of Electric Trailer Brakes):Diagram1
 Mates 9715



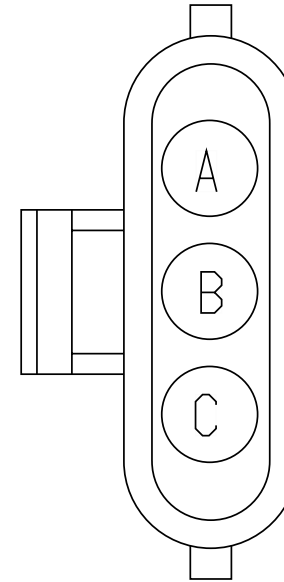
Name	Terminal Part Number	V-Min	Name	Wire Part Number	Wire CSA	Wire Spec	Wire Material description	Wire Color Description	Wire Length	End2 Terminal Part Number	End2 Pin Name	End2 Connector
A	-	-	RG70	2643698 R1	4.81	10.0	Std. Wall XLPE Primary Cable	RED	2306.0	-	E	9724
B	-	-	RG68	2643779 R1	4.81	10.0	Std. Wall XLPE Primary Cable	BROWN	2306.0	-	F	9724
C	-	-	TW94	2643784 R1	4.81	10.0	Std. Wall XLPE Primary Cable	GREY	2306.0	-	G	9724A

Connector Name 9715F
 Part Number 1667732C1
 Short Description TRAILER SOCKET 1
 Instances L9 - Body Builder Lighting - Separate Turn and Stop Lamps
 (Blunt Cut):Diagram1
 Mates 9715



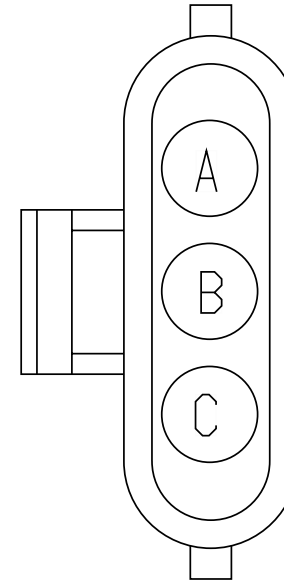
Name	Terminal Part Number	V-Min	Name	Wire Part Number	Wire CSA	Wire Spec	Wire Material description	Wire Color Description	Wire Length	End2 Terminal Part Number	End2 Pin Name	End2 Connector
A	-	-	RG70	2643698 R1	4.81	10.0	Std. Wall XLPE Primary Cable	RED	2306.0	-	E	9724
B	-	-	RG68	2643779 R1	4.81	10.0	Std. Wall XLPE Primary Cable	BROWN	2306.0	-	F	9724

Connector Name 9715
 Part Number 1667733C1
 Short Description TRAILER SOCKET 1
 Instances L9 - Body Builder Lighting - Separate Turn and Stop Lamps
 (Blunt Cut):Diagram1
 Mates 9715F



Name	Terminal Part Number	V-Min	Name	Wire Part Number	Wire CSA	Wire Spec	Wire Material description	Wire Color Description	Wire Length	End2 Terminal Part Number	End2 Pin Name	End2 Connector
A	-	-	NE70F	2643698 R1	4.81	10.0	Std. Wall XLPE Primary Cable	RED	2450.0	-	X	-
A	-	-	NC70T	2643698 R1	4.81	10.0	Std. Wall XLPE Primary Cable	RED	4555.0	-	9	1701F
B	-	-	NC68T	2643779 R1	4.81	10.0	Std. Wall XLPE Primary Cable	BROWN	4655.0	-	8	1701F
B	-	-	NE68F	2643779 R1	4.81	10.0	Std. Wall XLPE Primary Cable	BROWN	2400.0	-	X	-

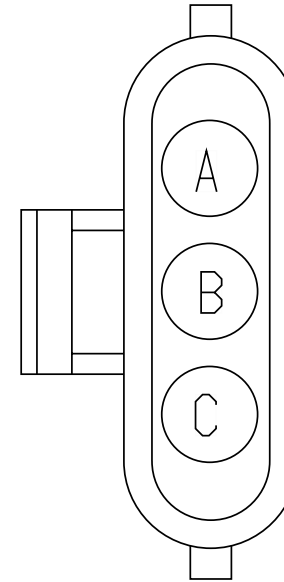
Connector Name 9715
 Part Number 1667733C1
 Short Description TRAILER SOCKET 1
 Instances L9 - TEM _Electric Trailer Brake Controller Activated Stop
 LT:Diagram1
 L9 - Trailer Interface (Lighting) – BLUNT CUT (Part of Electric Trailer Brakes):Diagram1
 Mates 9715F1



Name	Terminal Part Number	V-Min	Name	Wire Part Number	Wire CSA	Wire Spec	Wire Material description	Wire Color Description	Wire Length	End2 Terminal Part Number	End2 Pin Name	End2 Connector
A	-	-	NE70F	2643698 R1	4.81	10.0	Std. Wall XLPE Primary Cable	RED	2450.0	-	X	-
A	-	-	NC70T	2643698 R1	4.81	10.0	Std. Wall XLPE Primary Cable	RED	4555.0	-	9	1701F
B	-	-	NC68T	2643779 R1	4.81	10.0	Std. Wall XLPE Primary Cable	BROWN	4655.0	-	8	1701F
B	-	-	NE68F	2643779 R1	4.81	10.0	Std. Wall XLPE Primary Cable	BROWN	2400.0	-	X	-

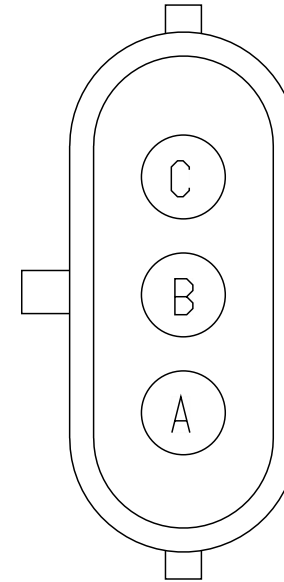
Name	Terminal Part Number	V-Min	Name	Wire Part Number	Wire CSA	Wire Spec	Wire Material description	Wire Color Description	Wire Length	End2 Terminal Part Number	End2 Pin Name	End2 Connector
C	-	-	NC94T	2643784 R1	4.81	10.0	Std. Wall XLPE Primary Cable	GREY	4555.0	-	10	1701F
C	-	-	NE94F	2643784 R1	4.81	10.0	Std. Wall XLPE Primary Cable	GREY	2550.0	-	X	-

Connector Name 9716M1
 Part Number 1667733C1
 Short Description TRAILER SOCKET 2
 Instances L9 - Body Builder Lighting - Separate Turn and Stop Lamps
 (Blunt Cut):Diagram1
 L9 - Trailer Interface (Lighting) – BLUNT CUT (Part of Electric
 Trailer Brakes):Diagram1
 Mates 9716



Name	Terminal Part Number	V-Min	Name	Wire Part Number	Wire CSA	Wire Spec	Wire Material description	Wire Color Description	Wire Length	End2 Terminal Part Number	End2 Pin Name	End2 Connector
A	-	-	RG58	2643779 R1	4.81	10.0	Std. Wall XLPE Primary Cable	BROWN	2331.0	-	B	9724
B	-	-	RG56	2643802 R1	4.81	10.0	Std. Wall XLPE Primary Cable	YELLOW 2	2331.0	-	C	9724
C	-	-	RG57	2643776 R1	4.81	10.0	Std. Wall XLPE Primary Cable	LIGHT GREEN	2331.0	-	D	9724

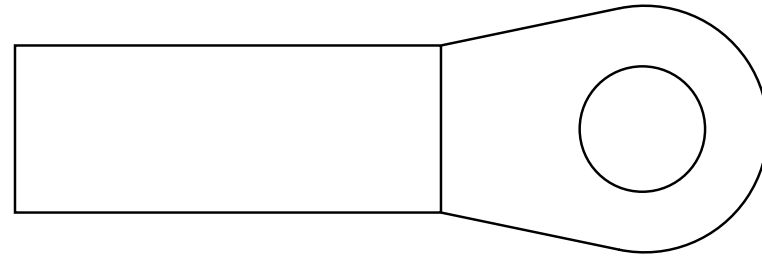
Connector Name 9716
 Part Number 1667732C1
 Short Description TRAILER SOCKET 2
 Instances L9 - Body Builder Lighting - Separate Turn and Stop Lamps
 (Blunt Cut):Diagram1
 L9 - Trailer Interface (Lighting) – BLUNT CUT (Part of Electric
 Trailer Brakes):Diagram1
 Mates 9716M1



Name	Terminal Part Number	V-Min	Name	Wire Part Number	Wire CSA	Wire Spec	Wire Material description	Wire Color Description	Wire Length	End2 Terminal Part Number	End2 Pin Name	End2 Connector
A	-	-	NC54T	2643779 R1	4.81	10.0	Std. Wall XLPE Primary Cable	BROWN	4630.0	-	7	1701F
A	-	-	NE54F	2643779 R1	4.81	10.0	Std. Wall XLPE Primary Cable	BROWN	2325.0	-	X	-
B	-	-	NE56F	2643802 R1	4.81	10.0	Std. Wall XLPE Primary Cable	YELLOW 2	2260.0	-	X	-
B	-	-	NC56T	2643802 R1	4.81	10.0	Std. Wall XLPE Primary Cable	YELLOW 2	4630.0	-	5	1701F

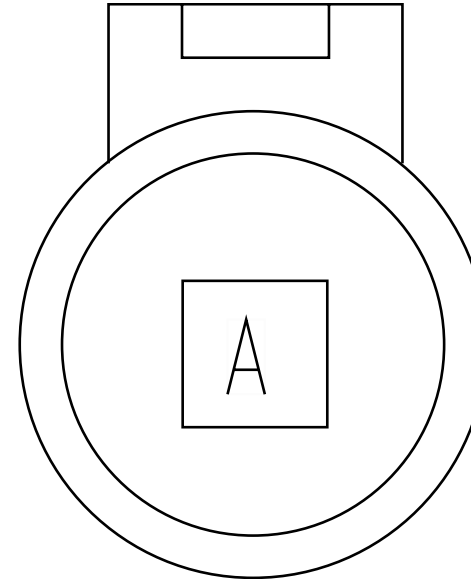
Name	Terminal Part Number	V-Min	Name	Wire Part Number	Wire CSA	Wire Spec	Wire Material description	Wire Color Description	Wire Length	End2 Terminal Part Number	End2 Pin Name	End2 Connector
C	-	-	NE57F	2643776 R1	4.81	10.0	Std. Wall XLPE Primary Cable	LIGHT GREEN	2200.0	-	X	-
C	-	-	NC57T	2643776 R1	4.81	10.0	Std. Wall XLPE Primary Cable	LIGHT GREEN	4630.0	-	6	1701F

Connector Name 9717B
 Part Number 3710088C1
 Short Description GROUND AT DASH
 Instances B6.7 - Center Chassis Ground Splice Packs -
 8809/8807/8805/8802:Diagram1



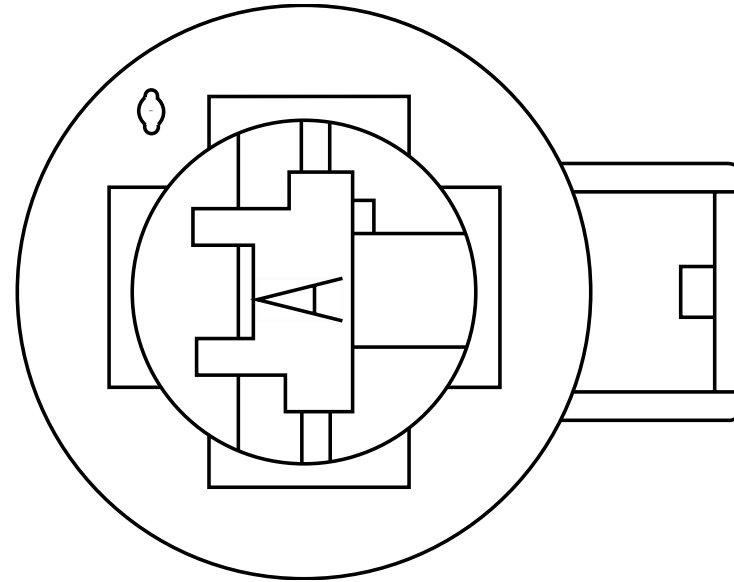
Name	Terminal Part Number	V-Min	Name	Wire Part Number	Wire CSA	Wire Spec	Wire Material description	Wire Color Description	Wire Length	End2 Terminal Part Number	End2 Pin Name	End2 Connector
1	-	-	SL11-GA	2643787 R1	3.01	12.0	Std. Wall XLPE Primary Cable	WHITE	3010.0	-	A	8807
1	-	-	SL11-GB	2643787 R1	3.01	12.0	Std. Wall XLPE Primary Cable	WHITE	2060.0	-	A	8809

Connector Name 9717F1
 Part Number 3537133C1
 Short Description TRAILER GROUND
 Instances B6.7 - Center Chassis Ground Splice Packs - 8809/8807/8805/8802:Diagram1
 L9 - Body Builder Lighting - Separate Turn and Stop Lamps (Blunt Cut):Diagram1
 L9 - Center Chassis Ground Splice Packs - 8802/8805/8807/8809:Diagram1
 L9 - Trailer Interface (Lighting) – BLUNT CUT (Part of Electric Trailer Brakes):Diagram1
 Mates 9717



Name	Terminal Part Number	V-Min	Name	Wire Part Number	Wire CSA	Wire Spec	Wire Material description	Wire Color Description	Wire Length	End2 Terminal Part Number	End2 Pin Name	End2 Connector
A	-	-	RG10	2643789 R1	7.48	8.0	Std. Wall XLPE Primary Cable	WHITE	2356.0	-	A	9724
A	-	-	RG10	2643789 R1	7.48	8.0	Std. Wall XLPE Primary Cable	WHITE	2356.0	-	-	-
A	-	-	RF10A	2643789 R1	7.48	8.0	Std. Wall XLPE Primary Cable	WHITE	2250.0	-	-	-
A	-	-	SV10A	2643789 R1	7.48	8.0	Std. Wall XLPE Primary Cable	WHITE	2250.0	-	-	-

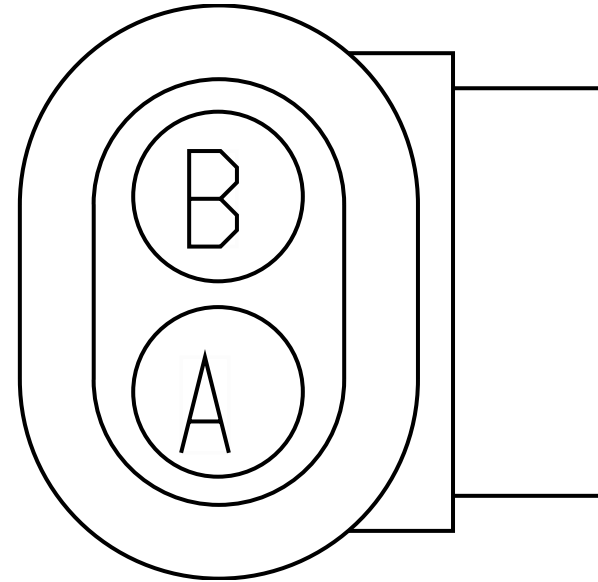
Connector Name 9717
 Part Number 3700151C1
 Short Description TRAILER GROUND 1
 Instances B6.7 - Center Chassis Ground Splice Packs - 8809/8807/8805/8802:Diagram1
 L9 - Body Builder Lighting - Separate Turn and Stop Lamps (Blunt Cut):Diagram1
 L9 - Center Chassis Ground Splice Packs - 8802/8805/8807/8809:Diagram1
 L9 - Trailer Interface (Lighting) – BLUNT CUT (Part of Electric Trailer Brakes):Diagram1
 Mates 9717F1



Name	Terminal Part Number	V-Min	Name	Wire Part Number	Wire CSA	Wire Spec	Wire Material description	Wire Color Description	Wire Length	End2 Terminal Part Number	End2 Pin Name	End2 Connector
A	-	-	NE10F	2643789 R1	7.48	8.0	Std. Wall XLPE Primary Cable	WHITE	2150.0	-	-	-
A	-	-	NC10D	2643789 R1	7.48	8.0	Std. Wall XLPE Primary Cable	WHITE	4880.0	-	-	-
A	-	-	NE10F	2643789 R1	7.48	8.0	Std. Wall XLPE Primary Cable	WHITE	2150.0	-	X	-
A	-	-	NE10F	2643789 R1	7.48	8.0	Std. Wall XLPE Primary Cable	WHITE	2150.0	-	1	-

Name	Terminal Part Number	V-Min	Name	Wire Part Number	Wire CSA	Wire Spec	Wire Material description	Wire Color Description	Wire Length	End2 Terminal Part Number	End2 Pin Name	End2 Connector
A	-	-	NC10D	2643789 R1	7.48	8.0	Std. Wall XLPE Primary Cable	WHITE	4880.0	-	1	9717A

Connector Name 9718
 Part Number 1661778C1
 Short Description DAYCAB WORK LIGHT
 Instances
 B6.7 - WORK LIGHT 1 BULB:Diagram1-Combination1
 B6.7 - WORK LIGHT 1 BULB:Diagram1-Combination2
 B6.7 - WORK LIGHT W BackUP 1 BULB:Diagram1-Combination1
 B6.7 - WORK LIGHT W BackUP 1 BULB:Diagram1-Combination2
 B6.7 - WORK LIGHT W BackUP 1 BULB Option 2:Diagram1-Combination1
 B6.7 - WORK LIGHT W BackUP 1 BULB Option 2:Diagram1-Combination2
 B6.7 - WORK LIGHT W RKE 1 BULB:Diagram1-Combination1
 B6.7 - WORK LIGHT W RKE 1 BULB:Diagram1-Combination2
 L9 - WORK LIGHT 1 BULB:Diagram1-Combination1
 L9 - WORK LIGHT 1 BULB:Diagram1-Combination2
 L9 - WORK LIGHT W BackUP 1 BULB:Diagram1-Combination1
 L9 - WORK LIGHT W BackUP 1 BULB:Diagram1-Combination2
 L9 - WORK LIGHT W BackUP 1 BULB Option2:Diagram1-Combination1
 L9 - WORK LIGHT W BackUP 1 BULB Option2:Diagram1-Combination2
 L9 - WORK LIGHT W RKE 1 BULB:Diagram1-Combination1
 L9 - WORK LIGHT W RKE 1 BULB:Diagram1-Combination2
 L9 - Work Lights LED W/ Sw Pack - Day Cab:Diagram1-Combination1
 L9 - Work Lights LED W/ Sw Pack - Day Cab:Diagram1-Combination2

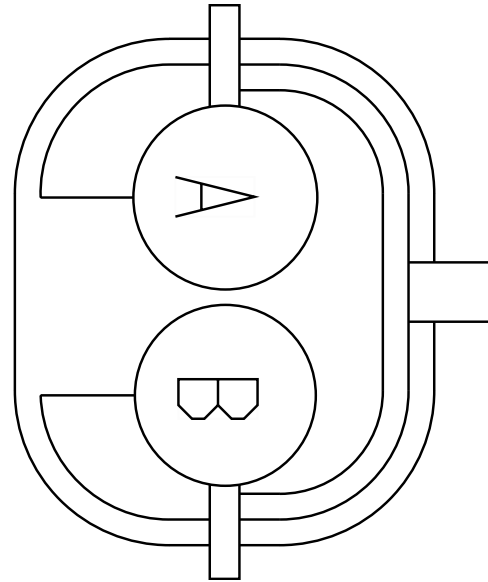


Mates 9719

Name	Terminal Part Number	V-Min	Name	Wire Part Number	Wire CSA	Wire Spec	Wire Material description	Wire Color Description	Wire Length	End2 Terminal Part Number	End2 Pin Name	End2 Connector
A	-	-	SZ65	2643682 R1	1.16	16.0	Std. Wall XLPE Primary Cable	ORANGE	2625.0	-	A	9766

Name	Terminal Part Number	V-Min	Name	Wire Part Number	Wire CSA	Wire Spec	Wire Material description	Wire Color Description	Wire Length	End2 Terminal Part Number	End2 Pin Name	End2 Connector
A	-	-	NF65	2643682 R1	1.16	16.0	Std. Wall XLPE Primary Cable	ORANGE	2735.0	-	68	1701F
B	-	-	SZ65-G	2643681 R1	1.16	16.0	Std. Wall XLPE Primary Cable	WHITE	2625.0	-	B	9766
B	-	-	YM65-G	2643681 R1	1.16	16.0	Std. Wall XLPE Primary Cable	WHITE	1125.0	-	-	-
B	-	-	YJ65-G	3510360 R1	1.16	16.0	Thin Wall XLPE Primary Cable	WHITE	945.0	-	X	-

Connector Name 9719
 Part Number 3543888C1
 Short Description WORK LIGHT
 Instances
 B6.7 - WORK LIGHT 1 BULB:Diagram1-Combination1
 B6.7 - WORK LIGHT 1 BULB:Diagram1-Combination2
 B6.7 - WORK LIGHT W BackUP 1 BULB:Diagram1-Combination1
 B6.7 - WORK LIGHT W BackUP 1 BULB:Diagram1-Combination2
 B6.7 - WORK LIGHT W BackUP 1 BULB Option 2:Diagram1-Combination1
 B6.7 - WORK LIGHT W BackUP 1 BULB Option 2:Diagram1-Combination2
 B6.7 - WORK LIGHT W RKE 1 BULB:Diagram1-Combination1
 B6.7 - WORK LIGHT W RKE 1 BULB:Diagram1-Combination2
 L9 - WORK LIGHT 1 BULB:Diagram1-Combination1
 L9 - WORK LIGHT 1 BULB:Diagram1-Combination2
 L9 - WORK LIGHT W BackUP 1 BULB:Diagram1-Combination1
 L9 - WORK LIGHT W BackUP 1 BULB:Diagram1-Combination2
 L9 - WORK LIGHT W BackUP 1 BULB Option2:Diagram1-Combination1
 L9 - WORK LIGHT W BackUP 1 BULB Option2:Diagram1-Combination2
 L9 - WORK LIGHT W RKE 1 BULB:Diagram1-Combination1
 L9 - WORK LIGHT W RKE 1 BULB:Diagram1-Combination2
 L9 - Work Lights LED W/ Sw Pack - Day Cab:Diagram1-Combination1
 L9 - Work Lights LED W/ Sw Pack - Day Cab:Diagram1-Combination2

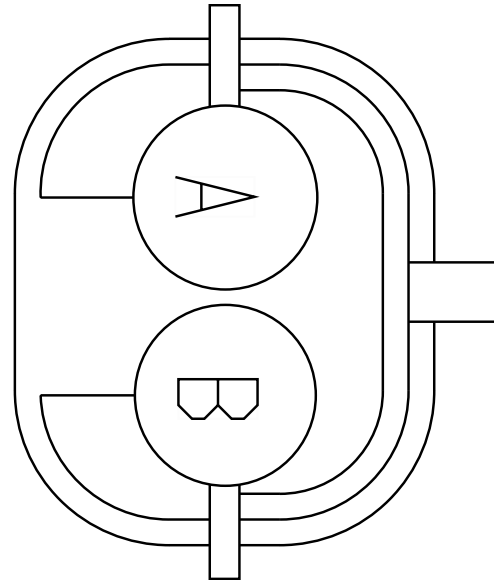


Mates 9718

Name	Terminal Part Number	V-Min	Name	Wire Part Number	Wire CSA	Wire Spec	Wire Material description	Wire Color Description	Wire Length	End2 Terminal Part Number	End2 Pin Name	End2 Connector
A	-	-	J65	-	1.16	16.0	Std. Wall XLPE Primary Cable	BLACK	2800.0	-	A	9720

Name	Terminal Part Number	V-Min	Name	Wire Part Number	Wire CSA	Wire Spec	Wire Material description	Wire Color Description	Wire Length	End2 Terminal Part Number	End2 Pin Name	End2 Connector
A	-	-	J65	-	1.16	16.0	Std. Wall XLPE Primary Cable	BLACK	2800.0	-	A	9720A
A	-	-	J65	-	1.16	16.0	Std. Wall XLPE Primary Cable	BLACK	2800.0	-	-	-
B	-	-	J11-GK	-	1.16	16.0	Std. Wall XLPE Primary Cable	WHITE	2800.0	-	B	9720
B	-	-	J11-GK	-	1.16	16.0	Std. Wall XLPE Primary Cable	WHITE	2800.0	-	-	-
B	-	-	J11-GK	-	1.16	16.0	Std. Wall XLPE Primary Cable	WHITE	2800.0	-	B	9720A

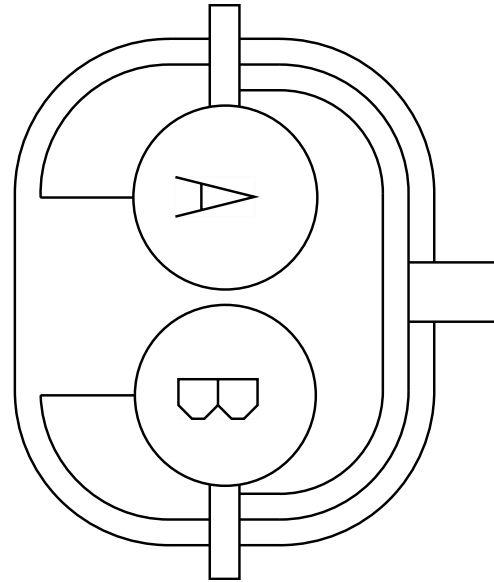
Connector Name 9720A
 Part Number 3543888C1
 Instances B6.7 - WORK LIGHT 1 BULB:Diagram1-Combination2
 B6.7 - WORK LIGHT W BackUP 1 BULB:Diagram1-Combination2
 B6.7 - WORK LIGHT W BackUP 1 BULB Option 2:Diagram1-Combination2
 B6.7 - WORK LIGHT W RKE 1 BULB:Diagram1-Combination2
 L9 - WORK LIGHT 1 BULB:Diagram1-Combination2
 L9 - WORK LIGHT W BackUP 1 BULB:Diagram1-Combination2
 L9 - WORK LIGHT W BackUP 1 BULB Option2:Diagram1-Combination2
 L9 - WORK LIGHT W RKE 1 BULB:Diagram1-Combination2
 L9 - Work Lights LED W/ Sw Pack - Day Cab:Diagram1-Combination2



Name	Terminal Part Number	V-Min	Name	Wire Part Number	Wire CSA	Wire Spec	Wire Material description	Wire Color Description	Wire Length	End2 Terminal Part Number	End2 Pin Name	End2 Connector
A	-	-	J65	-	1.16	16.0	Std. Wall XLPE Primary Cable	BLACK	2800.0	-	-	-
A	-	-	J65	-	1.16	16.0	Std. Wall XLPE Primary Cable	BLACK	2800.0	-	A	9719
A	-	-	J65	-	1.16	16.0	Std. Wall XLPE Primary Cable	BLACK	2800.0	-	A	9720
B	-	-	J11-GK	-	1.16	16.0	Std. Wall XLPE Primary Cable	WHITE	2800.0	-	-	-

Name	Terminal Part Number	V-Min	Name	Wire Part Number	Wire CSA	Wire Spec	Wire Material description	Wire Color Description	Wire Length	End2 Terminal Part Number	End2 Pin Name	End2 Connector
B	-	-	J11-GK	-	1.16	16.0	Std. Wall XLPE Primary Cable	WHITE	2800.0	-	B	9720
B	-	-	J11-GK	-	1.16	16.0	Std. Wall XLPE Primary Cable	WHITE	2800.0	-	B	9719

Connector Name 9720
 Part Number 3543888C1
 Instances B6.7 - WORK LIGHT 1 BULB:Diagram1-Combination1
 B6.7 - WORK LIGHT W BackUP 1 BULB:Diagram1-Combination1
 B6.7 - WORK LIGHT W BackUP 1 BULB Option 2:Diagram1-Combination1
 B6.7 - WORK LIGHT W RKE 1 BULB:Diagram1-Combination1
 L9 - WORK LIGHT 1 BULB:Diagram1-Combination1
 L9 - WORK LIGHT W BackUP 1 BULB:Diagram1-Combination1
 L9 - WORK LIGHT W BackUP 1 BULB Option2:Diagram1-Combination1
 L9 - WORK LIGHT W RKE 1 BULB:Diagram1-Combination1
 L9 - Work Lights LED W/ Sw Pack - Day Cab:Diagram1-Combination1
 Mates LT-Work_Light-1032-03-01A



Name	Terminal Part Number	V-Min	Name	Wire Part Number	Wire CSA	Wire Spec	Wire Material description	Wire Color Description	Wire Length	End2 Terminal Part Number	End2 Pin Name	End2 Connector
A	-	-	J65	-	1.16	16.0	Std. Wall XLPE Primary Cable	BLACK	2800.0	-	A	9719
A	-	-	J65	-	1.16	16.0	Std. Wall XLPE Primary Cable	BLACK	2800.0	-	-	-
A	-	-	J65	-	1.16	16.0	Std. Wall XLPE Primary Cable	BLACK	2800.0	-	A	9720A
B	-	-	J11-GK	-	1.16	16.0	Std. Wall XLPE Primary Cable	WHITE	2800.0	-	B	9719

Name	Terminal Part Number	V-Min	Name	Wire Part Number	Wire CSA	Wire Spec	Wire Material description	Wire Color Description	Wire Length	End2 Terminal Part Number	End2 Pin Name	End2 Connector
B	-	-	J11-GK	-	1.16	16.0	Std. Wall XLPE Primary Cable	WHITE	2800.0	-	B	9720A
B	-	-	J11-GK	-	1.16	16.0	Std. Wall XLPE Primary Cable	WHITE	2800.0	-	-	-

Connector Name 9724A
 Part Number BLUNT_SL_VC
 Instances L9 - TEM _Electric Trailer Brake Controller Activated Stop
 LT:Diagram1
 Mates BLUNT_CUST_ETB HS CTRL_CHASSIS_3043-01-01A

Name	Terminal Part Number	V-Min	Name	Wire Part Number	Wire CSA	Wire Spec	Wire Material description	Wire Color Description	Wire Length	End2 Terminal Part Number	End2 Pin Name	End2 Connector
G	-	-	TW94	2643784 R1	4.81	10.0	Std. Wall XLPE Primary Cable	GREY	2306.0	-	C	9715F1

Connector Name 9724
 Part Number BLUNT_SL_VC
 Instances L9 - Transmission Power Take Off (Auto Trans with Lectradrive):Diagram1
 L9 - Transmission Power Take Off (Lectrashift PTO with Manual Trans):Diagram1
 Mates BLUNT-PTO-5047-08-01A

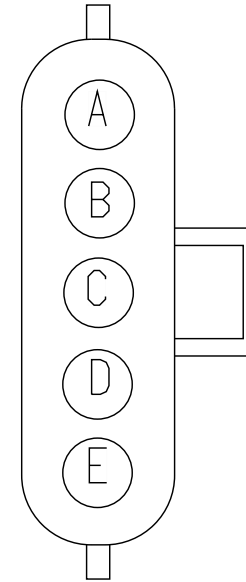
Name	Terminal Part Number	V-Min	Name	Wire Part Number	Wire CSA	Wire Spec	Wire Material description	Wire Color Description	Wire Length	End2 Terminal Part Number	End2 Pin Name	End2 Connector
A	-	-	RY14LSB	2643759 R1	0.79	18.0	Std. Wall XLPE Primary Cable	RED	3080.0	-	B	9913B
B	-	-	RY14LSA	2643670 R1	0.79	18.0	Std. Wall XLPE Primary Cable	BLACK	3080.0	-	A	9913B

Connector Name 9724
Part Number BLUNT_SL_VC
Instances L9 - Body Builder Lighting - Separate Turn and Stop Lamps
(Blunt Cut):Diagram1
L9 - Trailer Interface (Lighting) – BLUNT CUT (Part of Electric
Trailer Brakes):Diagram1
Mates BLNT-EOF_BODY_CIRCUIT-1036 -04-01A

Name	Terminal Part Number	V-Min	Name	Wire Part Number	Wire CSA	Wire Spec	Wire Material description	Wire Color Description	Wire Length	End2 Terminal Part Number	End2 Pin Name	End2 Connector
A	-	-	RG10	2643789 R1	7.48	8.0	Std. Wall XLPE Primary Cable	WHITE	2356.0	-	A	9717F1
B	-	-	RG58	2643779 R1	4.81	10.0	Std. Wall XLPE Primary Cable	BROWN	2331.0	-	A	9716M1
C	-	-	RG56	2643802 R1	4.81	10.0	Std. Wall XLPE Primary Cable	YELLOW 2	2331.0	-	B	9716M1
D	-	-	RG57	2643776 R1	4.81	10.0	Std. Wall XLPE Primary Cable	LIGHT GREEN	2331.0	-	C	9716M1
E	-	-	RG70	2643698 R1	4.81	10.0	Std. Wall XLPE Primary Cable	RED	2306.0	-	A	9715F1
E	-	-	RG70	2643698 R1	4.81	10.0	Std. Wall XLPE Primary Cable	RED	2306.0	-	A	9715F
F	-	-	RG68	2643779 R1	4.81	10.0	Std. Wall XLPE Primary Cable	BROWN	2306.0	-	B	9715F1

Name	Terminal Part Number	V-Min	Name	Wire Part Number	Wire CSA	Wire Spec	Wire Material description	Wire Color Description	Wire Length	End2 Terminal Part Number	End2 Pin Name	End2 Connector
F	-	-	RG68	2643779 R1	4.81	10.0	Std. Wall XLPE Primary Cable	BROWN	2306.0	-	B	9715F

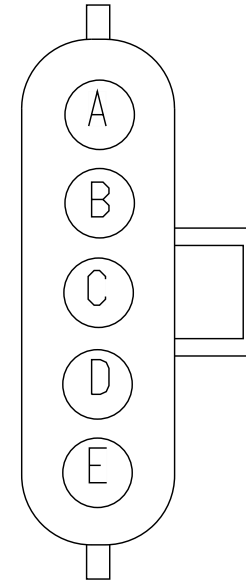
Connector Name 9736
 Part Number 1661375C2
 Instances B6.7 - Auxiliary Air Solenoids (1 Normally Closed):Diagram1
 B6.7 - Auxillary Air Solenoids Normally Open:Diagram 1
 L9 - Auxiliary Air Solenoids (1 Normally Closed):Diagram1
 L9 - Auxiliary Air Solenoids (2 Normally Closed):Diagram1-Combination1
 L9 - Auxiliary Air Solenoids (2 Normally Closed):Diagram1-Combination2
 L9 - Auxiliary Air Solenoids (2 Normally Closed):Diagram1-Combination3
 L9 - Auxiliary Air Solenoids (3 Normally Closed):Diagram1
 Mates SOL-AIR_4_PACK1-3004-01-01A



Name	Terminal Part Number	V-Min	Name	Wire Part Number	Wire CSA	Wire Spec	Wire Material description	Wire Color Description	Wire Length	End2 Terminal Part Number	End2 Pin Name	End2 Connector
A	-	-	NG59A-G	2643689 R1	1.91	14.0	Std. Wall XLPE Primary Cable	WHITE	1705.0	-	-	-
A	-	-	NG59A-G	2643689 R1	1.91	14.0	Std. Wall XLPE Primary Cable	WHITE	1580.0	-	-	-
B	-	-	NG59B	2643673 R1	0.79	18.0	Std. Wall XLPE Primary Cable	GREY	2605.0	-	32	1701F
B	-	-	NG59B	2643673 R1	0.79	18.0	Std. Wall XLPE Primary Cable	GREY	2380.0	-	32	1701F

Name	Terminal Part Number	V-Min	Name	Wire Part Number	Wire CSA	Wire Spec	Wire Material description	Wire Color Description	Wire Length	End2 Terminal Part Number	End2 Pin Name	End2 Connect or
C	-	-	NG59C	2643673 R1	0.79	18.0	Std. Wall XLPE Primary Cable	GREY	2380.0	-	33	1701F
C	-	-	NG59C	2643673 R1	0.79	18.0	Std. Wall XLPE Primary Cable	GREY	2605.0	-	33	1701F
D	-	-	NG59D	2643673 R1	0.79	18.0	Std. Wall XLPE Primary Cable	GREY	2605.0	-	34	1701F
D	-	-	NG59D	2643673 R1	0.79	18.0	Std. Wall XLPE Primary Cable	GREY	2380.0	-	34	1701F
E	-	-	NG59E	2643673 R1	0.79	18.0	Std. Wall XLPE Primary Cable	GREY	2380.0	-	35	1701F
E	-	-	NG59E	2643673 R1	0.79	18.0	Std. Wall XLPE Primary Cable	GREY	2605.0	-	35	1701F

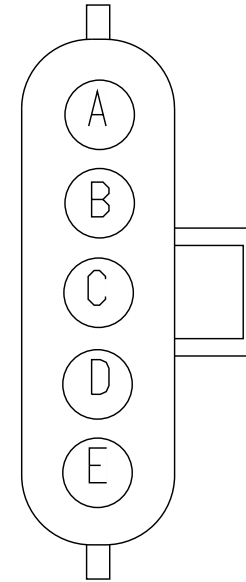
Connector Name 9740C
 Part Number 1661375C2
 Instances B6.7 - Auxillary Air Solenoids Normally Open:Diagram 1
 L9 - Auxillary Air Solenoids (2 Normally Closed):Diagram1-
 Combination2
 Mates SOL-AIR_4_PACK2-3004-01-01A



Name	Terminal Part Number	V-Min	Name	Wire Part Number	Wire CSA	Wire Spec	Wire Material description	Wire Color Description	Wire Length	End2 Terminal Part Number	End2 Pin Name	End2 Connector
A	-	-	NZ59X-G	2643689 R1	1.91	14.0	Std. Wall XLPE Primary Cable	WHITE	2920.0	-	-	-
B	-	-	NZ59G	2643673 R1	0.79	18.0	Std. Wall XLPE Primary Cable	GREY	6080.0	-	36	1701F
C	-	-	NZ59H	2643673 R1	0.79	18.0	Std. Wall XLPE Primary Cable	GREY	6080.0	-	37	1701F
D	-	-	NZ59J	2643673 R1	0.79	18.0	Std. Wall XLPE Primary Cable	GREY	6080.0	-	38	1701F

Name	Terminal Part Number	V-Min	Name	Wire Part Number	Wire CSA	Wire Spec	Wire Material description	Wire Color Description	Wire Length	End2 Terminal Part Number	End2 Pin Name	End2 Connector
E	-	-	NZ59K	2643673 R1	0.79	18.0	Std. Wall XLPE Primary Cable	GREY	6080.0	-	39	1701F

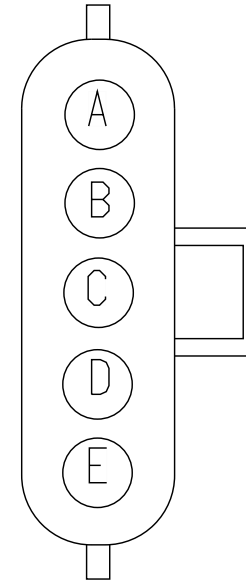
Connector Name 9740D
 Part Number 1661375C2
 Instances L9 - Auxiliary Air Solenoids (2 Normally Closed):Diagram1-
 Combination3
 L9 - Auxiliary Air Solenoids (3 Normally Closed):Diagram1



Name	Terminal Part Number	V-Min	Name	Wire Part Number	Wire CSA	Wire Spec	Wire Material description	Wire Color Description	Wire Length	End2 Terminal Part Number	End2 Pin Name	End2 Connector
A	-	-	NX59X-G	2643689 R1	1.91	14.0	Std. Wall XLPE Primary Cable	WHITE	1225.0	-	-	-
B	-	-	NX59G	2643673 R1	0.79	18.0	Std. Wall XLPE Primary Cable	GREY	4485.0	-	36	1701F
C	-	-	NX59H	2643673 R1	0.79	18.0	Std. Wall XLPE Primary Cable	GREY	4485.0	-	37	1701F
D	-	-	NX59J	2643673 R1	0.79	18.0	Std. Wall XLPE Primary Cable	GREY	4485.0	-	38	1701F

Name	Terminal Part Number	V-Min	Name	Wire Part Number	Wire CSA	Wire Spec	Wire Material description	Wire Color Description	Wire Length	End2 Terminal Part Number	End2 Pin Name	End2 Connector
E	-	-	NX59K	2643673 R1	0.79	18.0	Std. Wall XLPE Primary Cable	GREY	4485.0	-	39	1701F

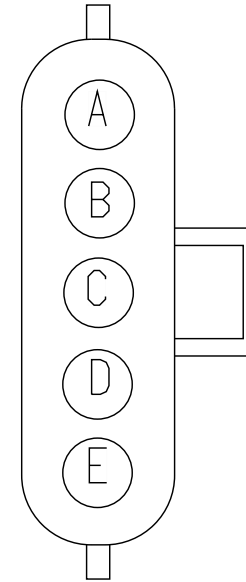
Connector Name 9740E
 Part Number 1661375C2
 Instances L9 - Auxiliary Air Solenoids (3 Normally Closed):Diagram1
 Mates SOL-AIR_4_PACK3-3004-01-03A



Name	Terminal Part Number	V-Min	Name	Wire Part Number	Wire CSA	Wire Spec	Wire Material description	Wire Color Description	Wire Length	End2 Terminal Part Number	End2 Pin Name	End2 Connector
A	-	-	NW59L-G	2643689 R1	1.91	14.0	Std. Wall XLPE Primary Cable	WHITE	1725.0	-	-	-
B	-	-	NW59M	2643673 R1	0.79	18.0	Std. Wall XLPE Primary Cable	GREY	4985.0	-	46	1701F
C	-	-	NW59N	2643673 R1	0.79	18.0	Std. Wall XLPE Primary Cable	GREY	4985.0	-	47	1701F
D	-	-	NW59P	2643673 R1	0.79	18.0	Std. Wall XLPE Primary Cable	GREY	4985.0	-	48	1701F

Name	Terminal Part Number	V-Min	Name	Wire Part Number	Wire CSA	Wire Spec	Wire Material description	Wire Color Description	Wire Length	End2 Terminal Part Number	End2 Pin Name	End2 Connector
E	-	-	NW59R	2643673 R1	0.79	18.0	Std. Wall XLPE Primary Cable	GREY	4985.0	-	49	1701F

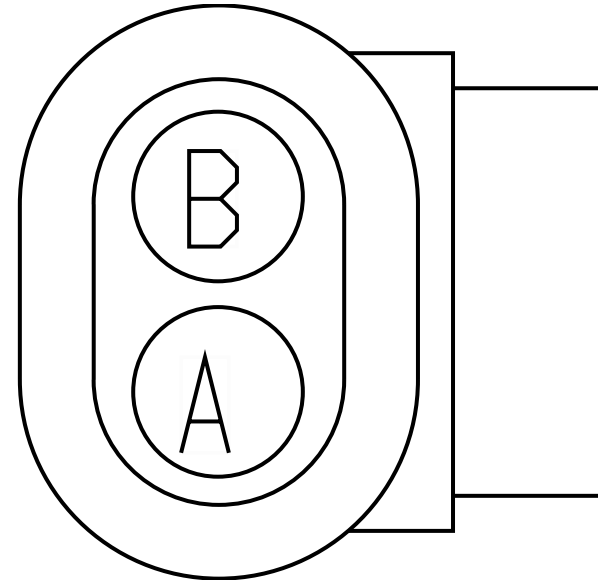
Connector Name 9740
 Part Number 1661375C2
 Instances L9 - Auxiliary Air Solenoids (2 Normally Closed):Diagram1-Combination1
 Mates SOL-AIR_4_PACK2-3004-01-02A



Name	Terminal Part Number	V-Min	Name	Wire Part Number	Wire CSA	Wire Spec	Wire Material description	Wire Color Description	Wire Length	End2 Terminal Part Number	End2 Pin Name	End2 Connector
A	-	-	NU59F-G	2643689 R1	1.91	14.0	Std. Wall XLPE Primary Cable	WHITE	2320.0	-	-	-
B	-	-	NU59G	2643673 R1	0.79	18.0	Std. Wall XLPE Primary Cable	GREY	5580.0	-	36	1701F
C	-	-	NU59H	2643673 R1	0.79	18.0	Std. Wall XLPE Primary Cable	GREY	5580.0	-	37	1701F
D	-	-	NU59J	2643673 R1	0.79	18.0	Std. Wall XLPE Primary Cable	GREY	5580.0	-	38	1701F

Name	Terminal Part Number	V-Min	Name	Wire Part Number	Wire CSA	Wire Spec	Wire Material description	Wire Color Description	Wire Length	End2 Terminal Part Number	End2 Pin Name	End2 Connector
E	-	-	NU59K	2643673 R1	0.79	18.0	Std. Wall XLPE Primary Cable	GREY	5580.0	-	39	1701F

Connector Name 9766
 Part Number 1661778C1
 Short Description WORKLIGHT
 Instances
 B6.7 - Center Chassis Ground Splice Packs - 8809/8807/8805/8802:Diagram1
 B6.7 - WORK LIGHT 1 BULB:Diagram1-Combination2
 B6.7 - WORK LIGHT W BackUP 1 BULB:Diagram1-Combination2
 B6.7 - WORK LIGHT W BackUP 1 BULB Option 2:Diagram1-Combination2
 B6.7 - WORK LIGHT W RKE 1 BULB:Diagram1-Combination2
 L9 - Center Chassis Ground Splice Packs - 8802/8805/8807/8809:Diagram1
 L9 - WORK LIGHT 1 BULB:Diagram1-Combination2
 L9 - WORK LIGHT W BackUP 1 BULB:Diagram1-Combination2
 L9 - WORK LIGHT W BackUP 1 BULB Option2:Diagram1-Combination2
 L9 - WORK LIGHT W RKE 1 BULB:Diagram1-Combination2
 L9 - Work Lights LED W/ Sw Pack - Day Cab:Diagram1-Combination2

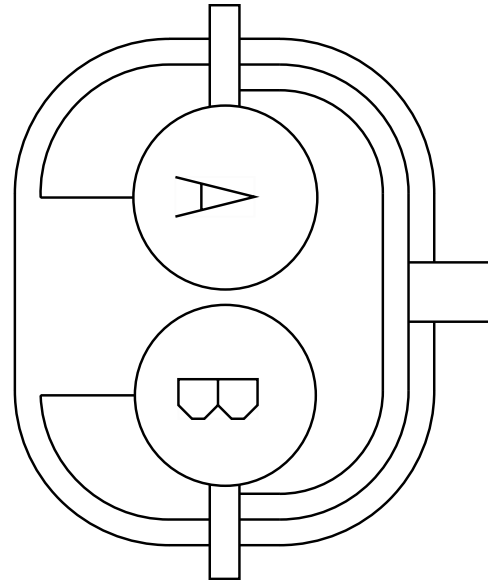


Mates 9766

Name	Terminal Part Number	V-Min	Name	Wire Part Number	Wire CSA	Wire Spec	Wire Material description	Wire Color Description	Wire Length	End2 Terminal Part Number	End2 Pin Name	End2 Connector
A	-	-	UA65	2643682 R1	1.16	16.0	Std. Wall XLPE Primary Cable	ORANGE	4505.0	-	68	1701F
B	-	-	YN65-G	2643681 R1	1.16	16.0	Std. Wall XLPE Primary Cable	WHITE	2895.0	-	-	-
B	-	-	YK65-G	2643681 R1	1.16	16.0	Std. Wall XLPE Primary Cable	WHITE	2680.0	-	1	-

Name	Terminal Part Number	V-Min	Name	Wire Part Number	Wire CSA	Wire Spec	Wire Material description	Wire Color Description	Wire Length	End2 Terminal Part Number	End2 Pin Name	End2 Connector
B	-	-	YN65-G	2643681 R1	1.16	16.0	Std. Wall XLPE Primary Cable	WHITE	2895.0	-	D	8809
B	-	-	YK65-G	2643681 R1	1.16	16.0	Std. Wall XLPE Primary Cable	WHITE	2680.0	-	X	-

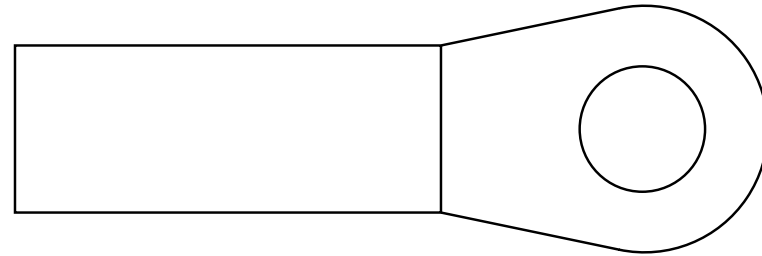
Connector Name 9766
 Part Number 3543888C1
 Short Description WORK LIGHT
 Instances
 B6.7 - Center Chassis Ground Splice Packs - 8809/8807/8805/8802:Diagram1
 B6.7 - WORK LIGHT 1 BULB:Diagram1-Combination2
 B6.7 - WORK LIGHT W BackUP 1 BULB:Diagram1-Combination2
 B6.7 - WORK LIGHT W BackUP 1 BULB Option 2:Diagram1-Combination2
 B6.7 - WORK LIGHT W RKE 1 BULB:Diagram1-Combination2
 L9 - Center Chassis Ground Splice Packs - 8802/8805/8807/8809:Diagram1
 L9 - WORK LIGHT 1 BULB:Diagram1-Combination2
 L9 - WORK LIGHT W BackUP 1 BULB:Diagram1-Combination2
 L9 - WORK LIGHT W BackUP 1 BULB Option2:Diagram1-Combination2
 L9 - WORK LIGHT W RKE 1 BULB:Diagram1-Combination2
 L9 - Work Lights LED W/ Sw Pack - Day Cab:Diagram1-Combination2



Mates 9766

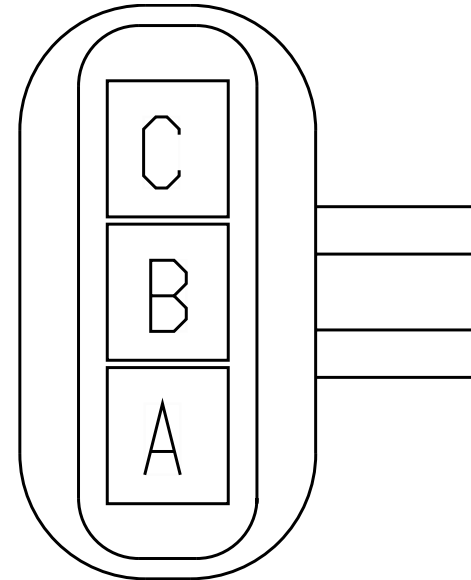
Name	Terminal Part Number	V-Min	Name	Wire Part Number	Wire CSA	Wire Spec	Wire Material description	Wire Color Description	Wire Length	End2 Terminal Part Number	End2 Pin Name	End2 Connector
A	-	-	SZ65	2643682 R1	1.16	16.0	Std. Wall XLPE Primary Cable	ORANGE	2625.0	-	A	9718
B	-	-	SZ65-G	2643681 R1	1.16	16.0	Std. Wall XLPE Primary Cable	WHITE	2625.0	-	B	9718
B	-	-	SZ65-G	2643681 R1	1.16	16.0	Std. Wall XLPE Primary Cable	WHITE	2625.0	-	-	-

Connector Name 9771
 Part Number 3710088C1
 Short Description BENDIX BLINDSPOTTER GND EYELET
 Instances B6.7 - Center Chassis Ground Splice Packs -
 8809/8807/8805/8802:Diagram1



Name	Terminal Part Number	V-Min	Name	Wire Part Number	Wire CSA	Wire Spec	Wire Material description	Wire Color Description	Wire Length	End2 Terminal Part Number	End2 Pin Name	End2 Connector
1	-	-	UC67-G	2643681 R1	1.16	16.0	Std. Wall XLPE Primary Cable	WHITE	4955.0	-	-	-

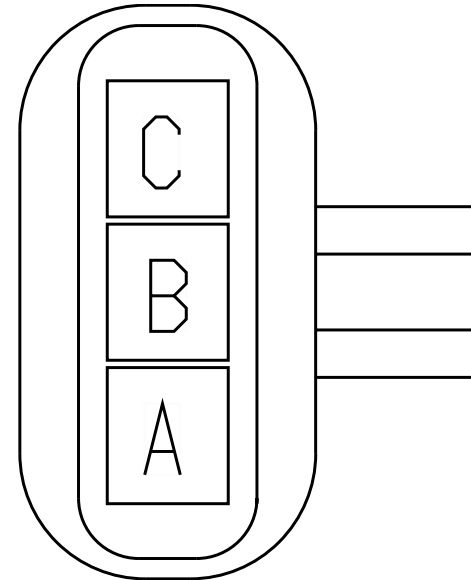
Connector Name 9775F
 Part Number 1667740C1
 Short Description LOAD INDICATOR TO CENTER CHASSIS
 Instances B6.7 - Rear Suspension Pressure Monitoring (Virtual Gauge):Diagram1-Combination1
 B6.7 - Rear Suspension Pressure Monitoring (Virtual Gauge):Diagram1-Combination2
 L9 - Rear Suspension Pressure Monitoring (Auxiliary Gauge):Diagram1-Combination2
 Mates 9865M



Name	Terminal Part Number	V-Min	Name	Wire Part Number	Wire CSA	Wire Spec	Wire Material description	Wire Color Description	Wire Length	End2 Terminal Part Number	End2 Pin Name	End2 Connector
A	-	-	RU9N	2643673 R1	0.79	18.0	Std. Wall XLPE Primary Cable	GREY	1960.0	-	A	9832
A	-	-	RT9M	2643673 R1	0.79	18.0	Std. Wall XLPE Primary Cable	GREY	2960.0	-	A	9830
B	-	-	RU6J	2643673 R1	0.79	18.0	Std. Wall XLPE Primary Cable	GREY	1960.0	-	B	9832
B	-	-	RT6H	2643673 R1	0.79	18.0	Std. Wall XLPE Primary Cable	GREY	2960.0	-	B	9830

Name	Terminal Part Number	V-Min	Name	Wire Part Number	Wire CSA	Wire Spec	Wire Material description	Wire Color Description	Wire Length	End2 Terminal Part Number	End2 Pin Name	End2 Connector
C	-	-	RU61D	2643673 R1	0.79	18.0	Std. Wall XLPE Primary Cable	GREY	1960.0	-	C	9832
C	-	-	RT61C	2643673 R1	0.79	18.0	Std. Wall XLPE Primary Cable	GREY	2960.0	-	C	9830

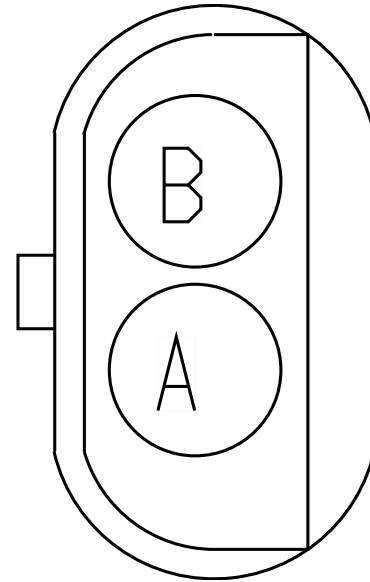
Connector Name 9775F
 Part Number 1667740C1
 Short Description LOAD INDICATOR TO CENTER CHASSIS
 Instances L9 - Rear Suspension Pressure Monitoring (Auxiliary Gauge):Diagram1-Combination1
 L9 - Rear Suspension Pressure Monitoring (Virtual Gauge):Diagram1-Combination1
 L9 - Rear Suspension Pressure Monitoring (Virtual Gauge):Diagram1-Combination2
 Mates 9865M



Name	Terminal Part Number	V-Min	Name	Wire Part Number	Wire CSA	Wire Spec	Wire Material description	Wire Color Description	Wire Length	End2 Terminal Part Number	End2 Pin Name	End2 Connector
A	-	-	RU9N	2643673 R1	0.79	18.0	Std. Wall XLPE Primary Cable	GREY	1960.0	-	A	9832
A	-	-	RT9M	2643673 R1	0.79	18.0	Std. Wall XLPE Primary Cable	GREY	2960.0	-	A	9830
B	-	-	RT6H	2643673 R1	0.79	18.0	Std. Wall XLPE Primary Cable	GREY	2960.0	-	B	9830
B	-	-	RU6J	2643673 R1	0.79	18.0	Std. Wall XLPE Primary Cable	GREY	1960.0	-	B	9832

Name	Terminal Part Number	V-Min	Name	Wire Part Number	Wire CSA	Wire Spec	Wire Material description	Wire Color Description	Wire Length	End2 Terminal Part Number	End2 Pin Name	End2 Connector
C	-	-	RU61D	2643673 R1	0.79	18.0	Std. Wall XLPE Primary Cable	GREY	1960.0	-	C	9832
C	-	-	RT61C	2643673 R1	0.79	18.0	Std. Wall XLPE Primary Cable	GREY	2960.0	-	C	9830

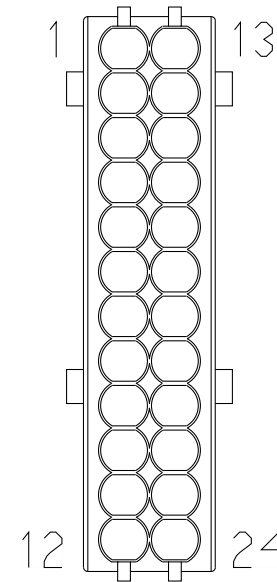
Connector Name 9778
 Part Number 587567C91
 Instances L9 - Remote Start/Stop:Diagram1
 L9 - Remote Start/Stop w/ Emergency Pump:Diagram1
 Mates CONN-BODY_BUILDER_REMOTE_S /S-5038-02-01A



Name	Terminal Part Number	V-Min	Name	Wire Part Number	Wire CSA	Wire Spec	Wire Material description	Wire Color Description	Wire Length	End2 Terminal Part Number	End2 Pin Name	End2 Connector
A	-	-	SW59CA	3510312 R1	1.16	16.0	Thin Wall XLPE Primary Cable	GREY	4680.0	-	44	1701F
B	-	-	SW104CA	3510354 R1	1.16	16.0	Thin Wall XLPE Primary Cable	DARK BLUE	4580.0	-	43	1701F

Connector Name 9800
 Part Number 3558022C1
 Short Description CONNECTION TO CENTER HARNESS
 Instances

- B6.7 - Antilock Brake System (ABS)-BENDIX 4 Channel Implemenation:Diagram1
- B6.7 - Back-Up Alarm (Automatic) W/ Tailboard:Diagram1
- B6.7 - Back-Up Alarm (Automatic) W/O Tailboard:Diagram1
- B6.7 - Back-Up Alarm (Manual) W/ Tailboard:Diagram1
- B6.7 - Back-Up Alarm (Manual) W/O Tailboard:Diagram1
- B6.7 - Backup Light(Single Reverse Light) Allison 3K/4K:Diagram1-Combination1
- B6.7 - Backup Light(Single Reverse Light) Allison 3K/4K:Diagram1-Combination2
- B6.7 - Center Chassis Ground Splice Packs - 8809/8807/8805/8802:Diagram1
- B6.7 - Directional Signal (Turn) W/ Single Tail Board W/Hazard SW:Diagram1
- B6.7 - Driver Controlled Locking Differential - RR Axle (Dana w/ one sw):Diagram1
- B6.7 - Driver Controlled Locking Differential - RR Axle (Meritor w/ one sw):Diagram1
- B6.7 - Rear Light (Tail Light):Diagram1
- B6.7 - Rear Lights Stop - Single Assembly:Diagram1
- B6.7 - Traction Control Bendix:Diagram1-Combination1
- B6.7 - Traction Control Bendix:Diagram1-Combination2
- L9 - Antilock Brake System (ABS) - BENDIX 4 Channel Implemenation:Diagram1
- L9 - Axle Temperature Monitoring (Single Rear Aux Gauge):Diagram1
- L9 - Axle Temperature Monitoring (Single Rear Virtual Gauge):Diagram1
- L9 - Axle Temperature Monitoring (Tandem Rear Aux Gauge):Diagram1
- L9 - Axle Temperature Monitoring (Tandem Rear Virtual Gauge):Diagram1
- L9 - Back-Up Alarm (Automatic) W/ Tailboard:Diagram1
- L9 - Back-Up Alarm (Automatic) W/O Tailboard:Diagram1
- L9 - Back-Up Alarm (Manual) W/ Tailboard:Diagram1-Combination1
- L9 - Back-Up Alarm (Manual) W/O Tailboard:Diagram1-Combination1
- L9 - Backup Light (Single Reverse Light) Allison 3K/4K 07:Diagram1-Combination1



L9 - Backup Light (Single Reverse Light) Allison 3K/4K
 07:Diagram1-Combination2
 L9 - Backup Lights (Single Reverse Lights) Eaton/Manual
 Trans:Diagram1-Combination1
 L9 - Center Chassis Ground Splice Packs -
 8802/8805/8807/8809:Diagram1
 L9 - Directional Signal (Turn) W/ LED BOX LAMPS:Diagram1
 L9 - Directional Signal (Turn) W/ Single Tail Board W/Hazard
 SW:Diagram1
 L9 - Driver Controlled Locking Differential - RR Axle (Meritor w/
 one sw):Diagram1
 L9 - License Plate Light (LED BOX LAMP Tail Light):Diagram1
 L9 - License Plate Light (Tail Light Single Assy):Diagram1
 L9 - License Plate Light (Tail Light Single Assy)
 Option2:Diagram1
 L9 - License Plate Light (Tail Light Single Assy)
 Option3:Diagram1
 L9 - License Plate Light (Tail Light Single Assy) W/Less Power
 Module:Diagram1
 L9 - Rear Light (Tail Light):Diagram1
 L9 - Rear Lights Stop - Single Assembly:Diagram1
 L9 - Traction Control Bendix:Diagram1

Mates

9800

Name	Terminal Part Number	V-Min	Name	Wire Part Number	Wire CSA	Wire Spec	Wire Material description	Wire Color Description	Wire Length	End2 Terminal Part Number	End2 Pin Name	End2 Connector
1	-	-	RB71	2643690 R1	1.91	14.0	Std. Wall XLPE Primary Cable	ORANGE	2875.0	-	A	9303
1	-	-	RB71	2643690 R1	1.91	14.0	Std. Wall XLPE Primary Cable	ORANGE	2875.0	-	A	9303A
1	-	-	RK71A	2643690 R1	1.91	14.0	Std. Wall XLPE Primary Cable	ORANGE	4580.0	-	1	1701F

Name	Terminal Part Number	V-Min	Name	Wire Part Number	Wire CSA	Wire Spec	Wire Material description	Wire Color Description	Wire Length	End2 Terminal Part Number	End2 Pin Name	End2 Connector
1	-	-	R71	2643690 R1	1.91	14.0	Std. Wall XLPE Primary Cable	ORANGE	2875.0	-	A	9303
2	-	-	RB56	2643690 R1	1.91	14.0	Std. Wall XLPE Primary Cable	ORANGE	2875.0	-	B	9303A
2	-	-	RB56	2643690 R1	1.91	14.0	Std. Wall XLPE Primary Cable	ORANGE	2875.0	-	B	9303
3	-	-	RB57	2643690 R1	1.91	14.0	Std. Wall XLPE Primary Cable	ORANGE	2875.0	-	C	9303A
3	-	-	RB57	2643690 R1	1.91	14.0	Std. Wall XLPE Primary Cable	ORANGE	2875.0	-	C	9303
4	-	-	RK68	2643688 R1	1.91	14.0	Std. Wall XLPE Primary Cable	BROWN	4580.0	-	4	1701F
4	-	-	RB68	2643688 R1	1.91	14.0	Std. Wall XLPE Primary Cable	BROWN	2875.0	-	D	9303A
5	-	-	RM32A	2643676 R1	0.79	18.0	Std. Wall XLPE Primary Cable	TAN	1860.0	-	1	9811

Name	Terminal Part Number	V-Min	Name	Wire Part Number	Wire CSA	Wire Spec	Wire Material description	Wire Color Description	Wire Length	End2 Terminal Part Number	End2 Pin Name	End2 Connector
6	-	-	RM32	2643676 R1	0.79	18.0	Std. Wall XLPE Primary Cable	TAN	2510.0	-	1	9812
6	-	-	RL32	2643676 R1	0.79	18.0	Std. Wall XLPE Primary Cable	TAN	2510.0	-	1	9812
8	-	-	AP49A	2643674 R1	0.79	18.0	Std. Wall XLPE Primary Cable	WHITE	2560.0	-	A	9815A
8	-	-	AJ49A	2643674 R1	0.79	18.0	Std. Wall XLPE Primary Cable	WHITE	2560.0	-	A	9815A
8	-	-	RN49A	2643673 R1	0.79	18.0	Std. Wall XLPE Primary Cable	GREY	2130.0	-	A	9815
8	-	-	RO49A	2643673 R1	0.79	18.0	Std. Wall XLPE Primary Cable	GREY	2130.0	-	A	9815
9	-	-	AP49-GA	2643674 R1	0.79	18.0	Std. Wall XLPE Primary Cable	WHITE	2560.0	-	B	9815A
9	-	-	AJ10-GB	2643674 R1	0.79	18.0	Std. Wall XLPE Primary Cable	WHITE	360.0	-	1	-

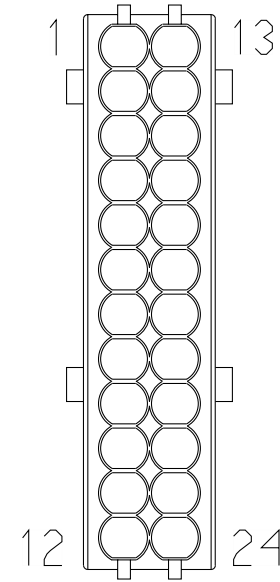
Name	Terminal Part Number	V-Min	Name	Wire Part Number	Wire CSA	Wire Spec	Wire Material description	Wire Color Description	Wire Length	End2 Terminal Part Number	End2 Pin Name	End2 Connector
9	-	-	AP49-GA	2643674 R1	0.79	18.0	Std. Wall XLPE Primary Cable	WHITE	2560.0	-	-	-
9	-	-	AJ10-GB	2643674 R1	0.79	18.0	Std. Wall XLPE Primary Cable	WHITE	360.0	-	-	-
9	-	-	RN49-GA	2643674 R1	0.79	18.0	Std. Wall XLPE Primary Cable	WHITE	2130.0	-	-	-
9	-	-	RO10-GB	2643674 R1	0.79	18.0	Std. Wall XLPE Primary Cable	WHITE	510.0	-	-	-
9	-	-	RO10-GB	2643674 R1	0.79	18.0	Std. Wall XLPE Primary Cable	WHITE	510.0	-	1	-
9	-	-	RN49-GA	2643674 R1	0.79	18.0	Std. Wall XLPE Primary Cable	WHITE	2130.0	-	B	9815
10	-	-	RP9D	2643673 R1	0.79	18.0	Std. Wall XLPE Primary Cable	GREY	2925.0	-	-	-
11	-	-	RM9B	2643673 R1	0.79	18.0	Std. Wall XLPE Primary Cable	GREY	635.0	-	1	-

Name	Terminal Part Number	V-Min	Name	Wire Part Number	Wire CSA	Wire Spec	Wire Material description	Wire Color Description	Wire Length	End2 Terminal Part Number	End2 Pin Name	End2 Connector
11	-	-	RL9C	2643673 R1	0.79	18.0	Std. Wall XLPE Primary Cable	GREY	2510.0	-	2	9812
11	-	-	UC9C	2643673 R1	0.79	18.0	Std. Wall XLPE Primary Cable	GREY	1860.0	-	-	-
11	-	-	RL9C	2643673 R1	0.79	18.0	Std. Wall XLPE Primary Cable	GREY	2510.0	-	-	-
12	-	-	RB10-G	3510362 R1	3.01	12.0	Thin Wall XLPE Primary Cable	WHITE	2875.0	-	E	9303
12	-	-	RB10-G	3510362 R1	3.01	12.0	Thin Wall XLPE Primary Cable	WHITE	2875.0	-	E	9303A
12	-	-	SL10-G	3510362 R1	3.01	12.0	Thin Wall XLPE Primary Cable	WHITE	1920.0	-	-	-
12	-	-	RB10-G	3510362 R1	3.01	12.0	Thin Wall XLPE Primary Cable	WHITE	2875.0	-	-	-
12	-	-	AF11-GTL	3510362 R1	3.01	12.0	Thin Wall XLPE Primary Cable	WHITE	2875.0	-	-	-

Name	Terminal Part Number	V-Min	Name	Wire Part Number	Wire CSA	Wire Spec	Wire Material description	Wire Color Description	Wire Length	End2 Terminal Part Number	End2 Pin Name	End2 Connector
13	-	-	RC94A	2643680 R1	1.16	16.0	Std. Wall XLPE Primary Cable	GREY	965.0	-	1	9501
14	-	-	RC94B	2643682 R1	1.16	16.0	Std. Wall XLPE Primary Cable	ORANGE	965.0	-	2	9501
15	-	-	RC94C	2643721 R1	1.16	16.0	Std. Wall XLPE Primary Cable	DARK BLUE	1500.0	-	1	9503
16	-	-	RC94D	2643684 R1	1.16	16.0	Std. Wall XLPE Primary Cable	YELLOW 2	1500.0	-	2	9503
17	-	-	RC94E	3510294 R1	1.16	16.0	Thin Wall XLPE Primary Cable	BLACK	965.0	-	A	9502
18	-	-	RC94F	3510366 R1	1.16	16.0	Thin Wall XLPE Primary Cable	RED	965.0	-	B	9502
19	-	-	RC94H	3510306 R1	1.16	16.0	Thin Wall XLPE Primary Cable	BROWN	965.0	-	C	9502
20	-	-	RC94J	3510348 R1	1.16	16.0	Thin Wall XLPE Primary Cable	VIOLET	1400.0	-	A	9504

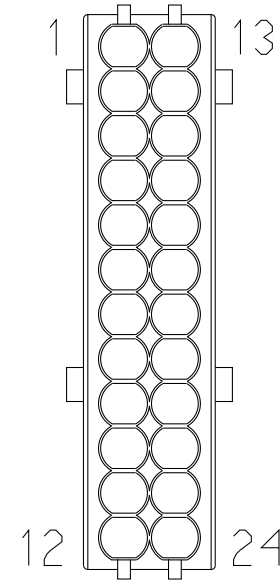
Name	Terminal Part Number	V-Min	Name	Wire Part Number	Wire CSA	Wire Spec	Wire Material description	Wire Color Description	Wire Length	End2 Terminal Part Number	End2 Pin Name	End2 Connector
21	-	-	RC94K	3510300 R1	1.16	16.0	Thin Wall XLPE Primary Cable	LIGHT GREEN	1400.0	-	B	9504
22	-	-	RC94L	3510342 R1	1.16	16.0	Thin Wall XLPE Primary Cable	LIGHT BLUE	1400.0	-	C	9504
23	-	-	RD94BD	3510306 R1	1.16	16.0	Thin Wall XLPE Primary Cable	BROWN	410.0	-	2	4950
23	-	-	RD94BD	3510306 R1	1.16	16.0	Thin Wall XLPE Primary Cable	BROWN	410.0	-	2	9512
23	-	-	UD94BD	3510306 R1	1.16	16.0	Thin Wall XLPE Primary Cable	BROWN	1865.0	-	2	4952
24	-	-	RD94BE	3510336 R1	1.16	16.0	Thin Wall XLPE Primary Cable	YELLOW 2	410.0	-	1	4950
24	-	-	RD94BE	3510336 R1	1.16	16.0	Thin Wall XLPE Primary Cable	YELLOW 2	410.0	-	1	9512
24	-	-	UD94BE	3510336 R1	1.16	16.0	Thin Wall XLPE Primary Cable	YELLOW 2	1865.0	-	1	4952

Connector Name 9800
 Part Number 3558022C1
 Short Description CONNECTION TO CENTER HARNESS
 Instances B6.7 - License Plate Light (Tail Light Single Assy.) W/Less
 Power Module:Diagram1
 Mates 9800



Name	Terminal Part Number	V-Min	Name	Wire Part Number	Wire CSA	Wire Spec	Wire Material description	Wire Color Description	Wire Length	End2 Terminal Part Number	End2 Pin Name	End2 Connector
4	-	-	RB68	2643688 R1	1.91	14.0	Std. Wall XLPE Primary Cable	BROWN	2875.0	-	D	9303

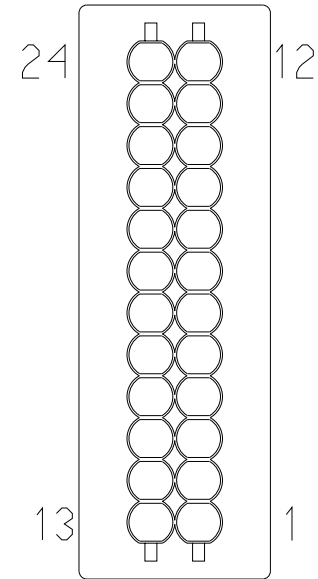
Connector Name 9800
 Part Number 3558022C1
 Short Description CONNECTION TO CENTER HARNESS
 Instances B6.7 - License Plate Light (Tail Light Single Assy.) W/Less
 Power Module:Diagram1
 Mates 9800



Name	Terminal Part Number	V-Min	Name	Wire Part Number	Wire CSA	Wire Spec	Wire Material description	Wire Color Description	Wire Length	End2 Terminal Part Number	End2 Pin Name	End2 Connector
12	-	-	RB10-G	3510362 R1	3.01	12.0	Thin Wall XLPE Primary Cable	WHITE	2875.0	-	E	9303

Connector Name 9800
 Part Number 3558026C1
 Short Description CONNECTION TO REAR CHASSIS HARNESS
 Instances

- B6.7 - Antilock Brake System (ABS)-BENDIX 4 Channel Implemenation:Diagram1
- B6.7 - Back-Up Alarm (Automatic) W/ Tailboard:Diagram1
- B6.7 - Back-Up Alarm (Automatic) W/O Tailboard:Diagram1
- B6.7 - Back-Up Alarm (Manual) W/ Tailboard:Diagram1
- B6.7 - Back-Up Alarm (Manual) W/O Tailboard:Diagram1
- B6.7 - Backup Light(Single Reverse Light) Allison 3K/4K:Diagram1-Combination1
- B6.7 - Backup Light(Single Reverse Light) Allison 3K/4K:Diagram1-Combination2
- B6.7 - Center Chassis Ground Splice Packs - 8809/8807/8805/8802:Diagram1
- B6.7 - Directional Signal (Turn) W/ Single Tail Board W/Hazard SW:Diagram1
- B6.7 - Driver Controlled Locking Differential - RR Axle (Dana w/ one sw):Diagram1
- B6.7 - Driver Controlled Locking Differential - RR Axle (Meritor w/ one sw):Diagram1
- B6.7 - Rear Light (Tail Light):Diagram1
- B6.7 - Rear Lights Stop - Single Assembly:Diagram1
- B6.7 - Traction Control Bendix:Diagram1-Combination1
- B6.7 - Traction Control Bendix:Diagram1-Combination2
- L9 - Antilock Brake System (ABS) - BENDIX 4 Channel Implemenation:Diagram1
- L9 - Axle Temperature Monitoring (Single Rear Aux Gauge):Diagram1
- L9 - Axle Temperature Monitoring (Single Rear Virtual Gauge):Diagram1
- L9 - Axle Temperature Monitoring (Tandem Rear Aux Gauge):Diagram1
- L9 - Axle Temperature Monitoring (Tandem Rear Virtual Gauge):Diagram1
- L9 - Back-Up Alarm (Automatic) W/ Tailboard:Diagram1
- L9 - Back-Up Alarm (Automatic) W/O Tailboard:Diagram1
- L9 - Back-Up Alarm (Manual) W/ Tailboard:Diagram1-Combination1
- L9 - Back-Up Alarm (Manual) W/O Tailboard:Diagram1-Combination1
- L9 - Backup Light (Single Reverse Light) Allison 3K/4K 07:Diagram1-Combination1



L9 - Backup Light (Single Reverse Light) Allison 3K/4K
 07:Diagram1-Combination2
 L9 - Backup Lights (Single Reverse Lights) Eaton/Manual
 Trans:Diagram1-Combination1
 L9 - Center Chassis Ground Splice Packs -
 8802/8805/8807/8809:Diagram1
 L9 - Directional Signal (Turn) W/ LED BOX LAMPS:Diagram1
 L9 - Directional Signal (Turn) W/ Single Tail Board W/Hazard
 SW:Diagram1
 L9 - Driver Controlled Locking Differential - RR Axle (Meritor w/
 one sw):Diagram1
 L9 - License Plate Light (LED BOX LAMP Tail Light):Diagram1
 L9 - License Plate Light (Tail Light Single Assy):Diagram1
 L9 - License Plate Light (Tail Light Single Assy)
 Option2:Diagram1
 L9 - License Plate Light (Tail Light Single Assy)
 Option3:Diagram1
 L9 - License Plate Light (Tail Light Single Assy) W/Less Power
 Module:Diagram1
 L9 - Rear Light (Tail Light):Diagram1
 L9 - Rear Lights Stop - Single Assembly:Diagram1
 L9 - Traction Control Bendix:Diagram1

Mates

9800

Name	Terminal Part Number	V-Min	Name	Wire Part Number	Wire CSA	Wire Spec	Wire Material description	Wire Color Description	Wire Length	End2 Terminal Part Number	End2 Pin Name	End2 Connector
1	-	-	SL71A	2643690 R1	1.91	14.0	Std. Wall XLPE Primary Cable	ORANGE	4480.0	-	1	1701F
1	-	-	RK71A	2643690 R1	1.91	14.0	Std. Wall XLPE Primary Cable	ORANGE	4580.0	-	1	1701F
1	-	-	RB71	2643690 R1	1.91	14.0	Std. Wall XLPE Primary Cable	ORANGE	2875.0	-	A	9303

Name	Terminal Part Number	V-Min	Name	Wire Part Number	Wire CSA	Wire Spec	Wire Material description	Wire Color Description	Wire Length	End2 Terminal Part Number	End2 Pin Name	End2 Connector
1	-	-	SL71A	2643690 R1	1.91	14.0	Std. Wall XLPE Primary Cable	ORANGE	4480.0	-	1	1701
1	-	-	RK71A	2643690 R1	1.91	14.0	Std. Wall XLPE Primary Cable	ORANGE	4580.0	-	1	1701
2	-	-	RK56	2643690 R1	1.91	14.0	Std. Wall XLPE Primary Cable	ORANGE	4580.0	-	2	1701F
2	-	-	SL56	2643690 R1	1.91	14.0	Std. Wall XLPE Primary Cable	ORANGE	4480.0	-	2	1701F
3	-	-	RK57	2643690 R1	1.91	14.0	Std. Wall XLPE Primary Cable	ORANGE	4580.0	-	3	1701F
3	-	-	SL57	2643690 R1	1.91	14.0	Std. Wall XLPE Primary Cable	ORANGE	4480.0	-	3	1701F
4	-	-	RB68	2643688 R1	1.91	14.0	Std. Wall XLPE Primary Cable	BROWN	2875.0	-	D	9303A
4	-	-	RK68	2643688 R1	1.91	14.0	Std. Wall XLPE Primary Cable	BROWN	4580.0	-	4	1701F

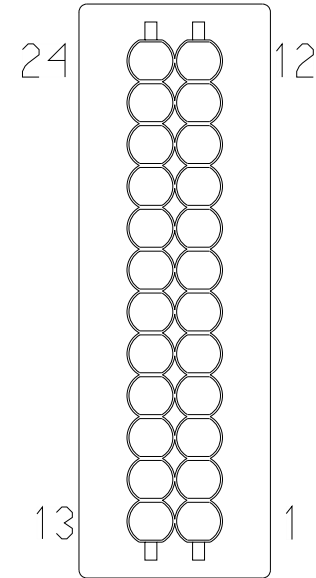
Name	Terminal Part Number	V-Min	Name	Wire Part Number	Wire CSA	Wire Spec	Wire Material description	Wire Color Description	Wire Length	End2 Terminal Part Number	End2 Pin Name	End2 Connector
5	-	-	MG32A	2643676 R1	0.79	18.0	Std. Wall XLPE Primary Cable	TAN	4580.0	-	43	1701F
6	-	-	RH32	2643676 R1	0.79	18.0	Std. Wall XLPE Primary Cable	TAN	4580.0	-	44	1701F
8	-	-	RL49A	3510311 R1	0.79	18.0	Thin Wall XLPE Primary Cable	GREY	4480.0	-	45	1701F
9	-	-	RL49-G	2643674 R1	0.79	18.0	Std. Wall XLPE Primary Cable	WHITE	2870.0	-	-	-
9	-	-	RL49-G	2643674 R1	0.79	18.0	Std. Wall XLPE Primary Cable	WHITE	2870.0	-	E	8809
10	-	-	VR9A	2643673 R1	0.79	18.0	Std. Wall XLPE Primary Cable	GREY	2500.0	-	B	8802
11	-	-	MF9F	2643673 R1	0.79	18.0	Std. Wall XLPE Primary Cable	GREY	2500.0	-	-	-
11	-	-	MG9H	2643673 R1	0.79	18.0	Std. Wall XLPE Primary Cable	GREY	2500.0	-	-	-

Name	Terminal Part Number	V-Min	Name	Wire Part Number	Wire CSA	Wire Spec	Wire Material description	Wire Color Description	Wire Length	End2 Terminal Part Number	End2 Pin Name	End2 Connector
11	-	-	MF9F	2643673 R1	0.79	18.0	Std. Wall XLPE Primary Cable	GREY	2500.0	-	F	8802
11	-	-	MG9H	2643673 R1	0.79	18.0	Std. Wall XLPE Primary Cable	GREY	2500.0	-	F	8802
12	-	-	SL10-G	3510362 R1	3.01	12.0	Thin Wall XLPE Primary Cable	WHITE	1920.0	-	-	-
12	-	-	RB10-G	3510362 R1	3.01	12.0	Thin Wall XLPE Primary Cable	WHITE	2875.0	-	E	9303A
12	-	-	RB10-G	3510362 R1	3.01	12.0	Thin Wall XLPE Primary Cable	WHITE	2875.0	-	E	9303
12	-	-	SL10-G	3510362 R1	3.01	12.0	Thin Wall XLPE Primary Cable	WHITE	1920.0	-	B	8807
13	-	-	MD94BE	2643680 R1	1.16	16.0	Std. Wall XLPE Primary Cable	GREY	4580.0	-	16	1701F
14	-	-	MD94BD	2643680 R1	1.16	16.0	Std. Wall XLPE Primary Cable	GREY	4580.0	-	17	1701F

Name	Terminal Part Number	V-Min	Name	Wire Part Number	Wire CSA	Wire Spec	Wire Material description	Wire Color Description	Wire Length	End2 Terminal Part Number	End2 Pin Name	End2 Connector
15	-	-	MD94BH	3510312 R1	1.16	16.0	Thin Wall XLPE Primary Cable	GREY	4580.0	-	18	1701F
16	-	-	MD94BF	3510312 R1	1.16	16.0	Thin Wall XLPE Primary Cable	GREY	4580.0	-	19	1701F
17	-	-	MD94BA	2643680 R1	1.16	16.0	Std. Wall XLPE Primary Cable	GREY	4580.0	-	23	1701F
18	-	-	MD94BB	3510312 R1	1.16	16.0	Thin Wall XLPE Primary Cable	GREY	4580.0	-	24	1701F
19	-	-	MD94BC	3510312 R1	1.16	16.0	Thin Wall XLPE Primary Cable	GREY	4580.0	-	25	1701F
20	-	-	MD94BJ	3510312 R1	1.16	16.0	Thin Wall XLPE Primary Cable	GREY	4580.0	-	21	1701F
21	-	-	MD94BK	3510312 R1	1.16	16.0	Thin Wall XLPE Primary Cable	GREY	4580.0	-	22	1701F
22	-	-	MD94BL	3510312 R1	1.16	16.0	Thin Wall XLPE Primary Cable	GREY	4580.0	-	20	1701F

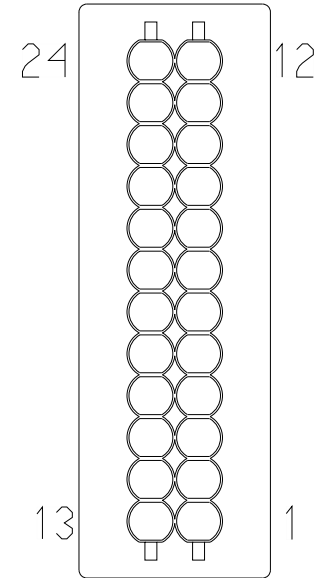
Name	Terminal Part Number	V-Min	Name	Wire Part Number	Wire CSA	Wire Spec	Wire Material description	Wire Color Description	Wire Length	End2 Terminal Part Number	End2 Pin Name	End2 Connector
23	-	-	PR94BN	3510312 R1	1.16	16.0	Thin Wall XLPE Primary Cable	GREY	4480.0	-	15	1701F
24	-	-	PR94BM	3510312 R1	1.16	16.0	Thin Wall XLPE Primary Cable	GREY	4480.0	-	14	1701F

Connector Name 9800
 Part Number 3558026C1
 Short Description CONNECTION TO REAR CHASSIS HARNESS
 Instances B6.7 - License Plate Light (Tail Light Single Assy.) W/Less
 Power Module:Diagram1
 Mates 9800



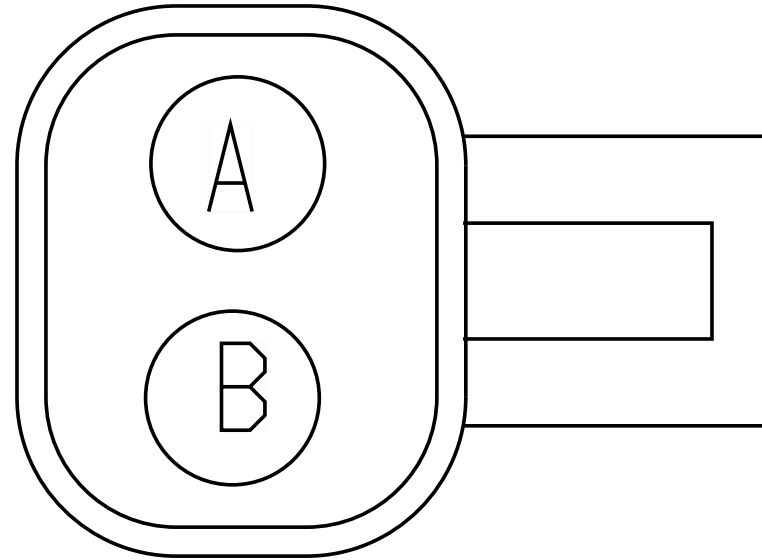
Name	Terminal Part Number	V-Min	Name	Wire Part Number	Wire CSA	Wire Spec	Wire Material description	Wire Color Description	Wire Length	End2 Terminal Part Number	End2 Pin Name	End2 Connector
12	-	-	SL10-G	3510362 R1	3.01	12.0	Thin Wall XLPE Primary Cable	WHITE	1920.0	-	-	-

Connector Name 9800
 Part Number 3558026C1
 Short Description CONNECTION TO REAR CHASSIS HARNESS
 Instances B6.7 - License Plate Light (Tail Light Single Assy.) W/Less
 Power Module:Diagram1
 Mates 9800



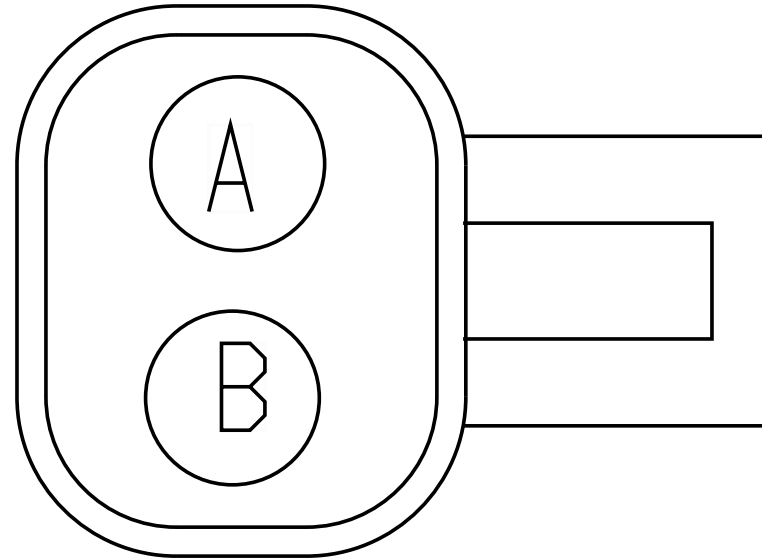
Name	Terminal Part Number	V-Min	Name	Wire Part Number	Wire CSA	Wire Spec	Wire Material description	Wire Color Description	Wire Length	End2 Terminal Part Number	End2 Pin Name	End2 Connector
4	-	-	SL68	2643688 R1	1.91	14.0	Std. Wall XLPE Primary Cable	BROWN	4480.0	-	4	1701F

Connector Name 9803A
 Part Number 1671610C1
 Instances Fuel Heater (Vehicle Powered)(Racor):Diagram1-Combination1



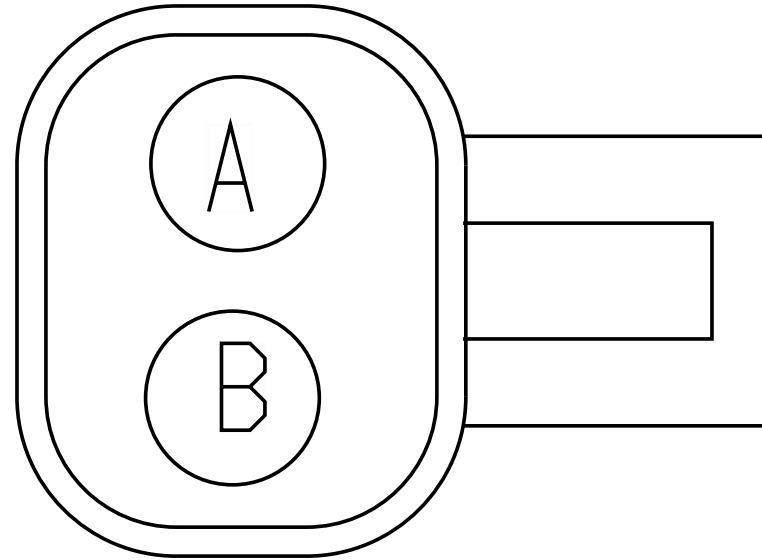
Name	Terminal Part Number	V-Min	Name	Wire Part Number	Wire CSA	Wire Spec	Wire Material description	Wire Color Description	Wire Length	End2 Terminal Part Number	End2 Pin Name	End2 Connector
A	-	-	TK19	2643680 R1	1.16	16.0	Std. Wall XLPE Primary Cable	GREY	3885.0	-	67	1701F
B	-	-	TK19-G	3510360 R1	1.16	16.0	Thin Wall XLPE Primary Cable	WHITE	1625.0	-	-	-

Connector Name 9803B
 Part Number 1671610C1
 Instances Fuel Heater (Vehicle Powered)(Racor):Diagram1-Combination2



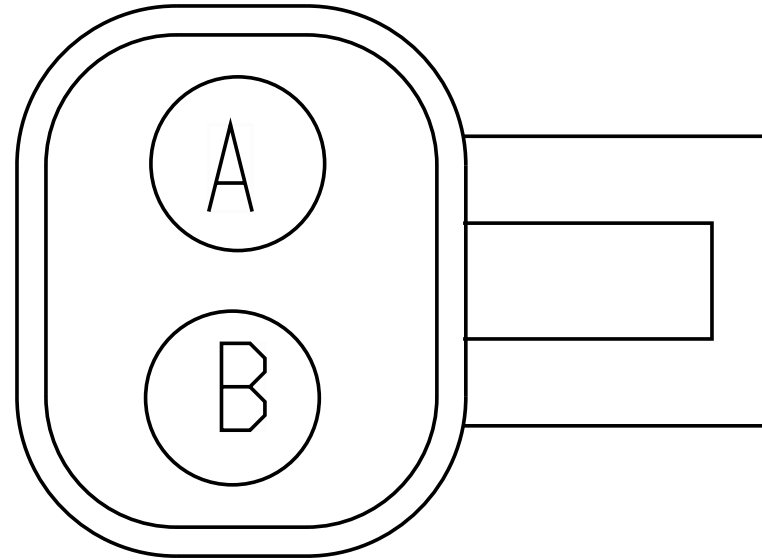
Name	Terminal Part Number	V-Min	Name	Wire Part Number	Wire CSA	Wire Spec	Wire Material description	Wire Color Description	Wire Length	End2 Terminal Part Number	End2 Pin Name	End2 Connector
A	-	-	TL19	2643680 R1	1.16	16.0	Std. Wall XLPE Primary Cable	GREY	4005.0	-	67	1701F
B	-	-	TL19-G	3510360 R1	1.16	16.0	Thin Wall XLPE Primary Cable	WHITE	845.0	-	-	-

Connector Name 9803C
 Part Number 1671610C1
 Instances Fuel Heater (Vehicle Powered)(Racor):Diagram1-Combination3



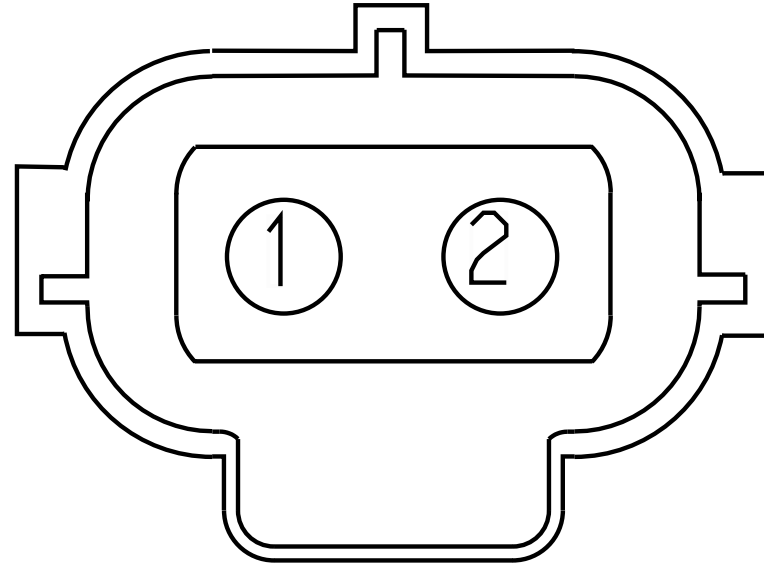
Name	Terminal Part Number	V-Min	Name	Wire Part Number	Wire CSA	Wire Spec	Wire Material description	Wire Color Description	Wire Length	End2 Terminal Part Number	End2 Pin Name	End2 Connector
A	-	-	TP19	2643680 R1	1.16	16.0	Std. Wall XLPE Primary Cable	GREY	4955.0	-	67	1701F
B	-	-	TP19-G	2643681 R1	1.16	16.0	Std. Wall XLPE Primary Cable	WHITE	1795.0	-	-	-

Connector Name 9803D
 Part Number 1671610C1
 Instances Fuel Heater (Vehicle Powered)(Racor):Diagram1-Combination4
 Mates DEV-FUEL FILTER ASSY-3036-01-03A



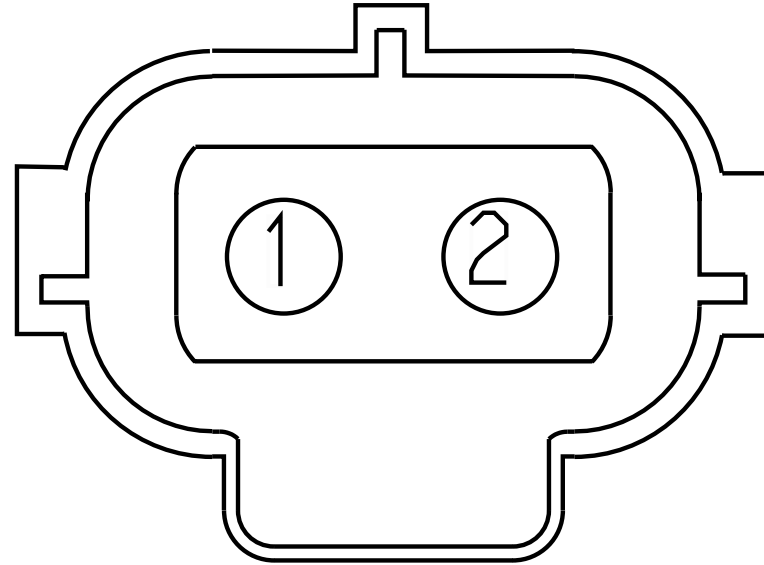
Name	Terminal Part Number	V-Min	Name	Wire Part Number	Wire CSA	Wire Spec	Wire Material description	Wire Color Description	Wire Length	End2 Terminal Part Number	End2 Pin Name	End2 Connector
A	-	-	TB19	2643680 R1	1.16	16.0	Std. Wall XLPE Primary Cable	GREY	3355.0	-	67	1701F
B	-	-	TB19-G	3510360 R1	1.16	16.0	Thin Wall XLPE Primary Cable	WHITE	2555.0	-	-	-

Connector Name 9811
 Part Number 3536864C1
 Instances L9 - Axle Temperature Monitoring (Tandem Rear Aux Gauge):Diagram1
 L9 - Axle Temperature Monitoring (Tandem Rear Virtual Gauge):Diagram1
 Mates SNSR-FR_Axl_Temp-3008-01-0 1A



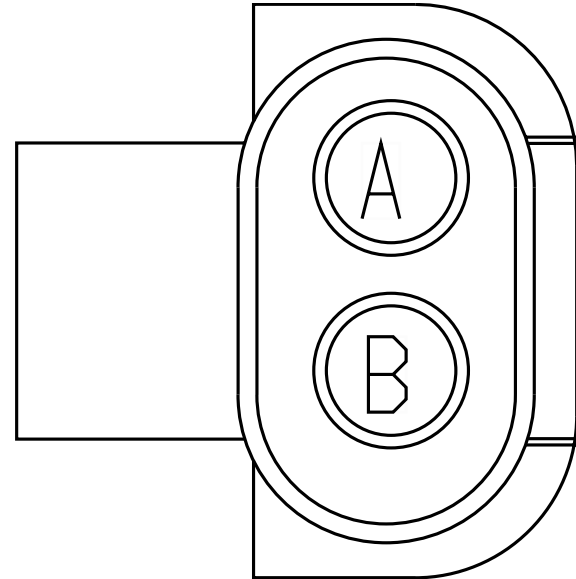
Name	Terminal Part Number	V-Min	Name	Wire Part Number	Wire CSA	Wire Spec	Wire Material description	Wire Color Description	Wire Length	End2 Terminal Part Number	End2 Pin Name	End2 Connector
1	-	-	RM32A	2643676 R1	0.79	18.0	Std. Wall XLPE Primary Cable	TAN	1860.0	-	5	9800
2	-	-	RM9A	2643673 R1	0.79	18.0	Std. Wall XLPE Primary Cable	GREY	1575.0	-	1	-

Connector Name 9812
 Part Number 3536864C1
 Instances L9 - Axle Temperature Monitoring (Single Rear Aux Gauge):Diagram1
 L9 - Axle Temperature Monitoring (Single Rear Virtual Gauge):Diagram1
 L9 - Axle Temperature Monitoring (Tandem Rear Aux Gauge):Diagram1
 L9 - Axle Temperature Monitoring (Tandem Rear Virtual Gauge):Diagram1
 Mates SNSR-RR_Axl_Temp-3008-02-0 1A



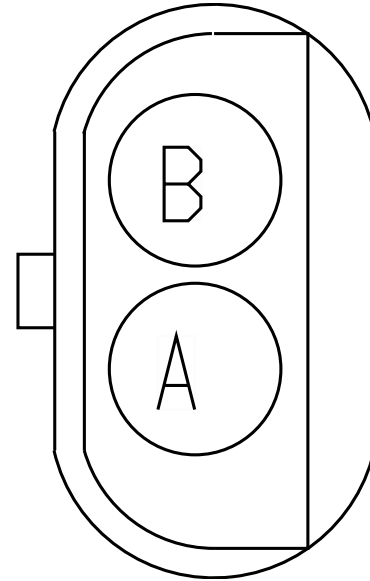
Name	Terminal Part Number	V-Min	Name	Wire Part Number	Wire CSA	Wire Spec	Wire Material description	Wire Color Description	Wire Length	End2 Terminal Part Number	End2 Pin Name	End2 Connector
1	-	-	RM32	2643676 R1	0.79	18.0	Std. Wall XLPE Primary Cable	TAN	2510.0	-	6	9800
1	-	-	RL32	2643676 R1	0.79	18.0	Std. Wall XLPE Primary Cable	TAN	2510.0	-	6	9800
2	-	-	RM9	2643673 R1	0.79	18.0	Std. Wall XLPE Primary Cable	GREY	1875.0	-	1	-
2	-	-	RL9C	2643673 R1	0.79	18.0	Std. Wall XLPE Primary Cable	GREY	2510.0	-	11	9800

Connector Name 9815A
 Part Number 3593684C91
 Instances B6.7 - Driver Controlled Locking Differential - RR Axle (Meritor w/ one sw):Diagram1
 L9 - Driver Controlled Locking Differential - RR Axle (Meritor w/ one sw):Diagram1
 Mates SW-RR_Diff_Lock-3012-03-02A



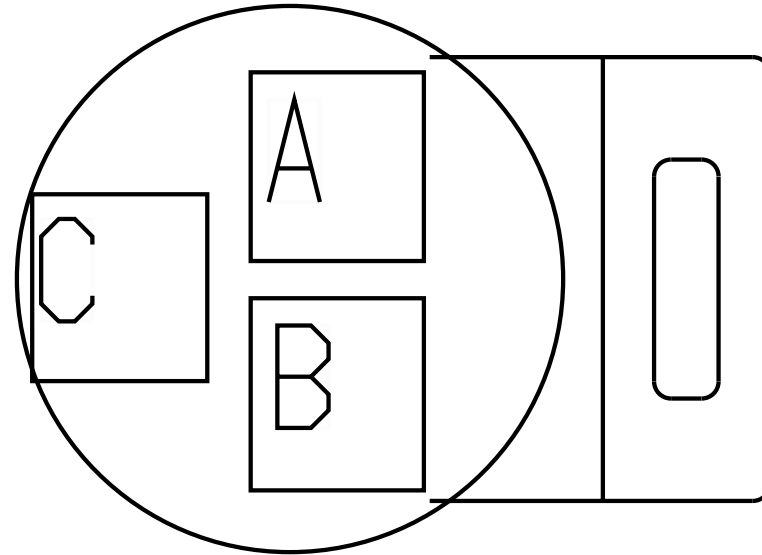
Name	Terminal Part Number	V-Min	Name	Wire Part Number	Wire CSA	Wire Spec	Wire Material description	Wire Color Description	Wire Length	End2 Terminal Part Number	End2 Pin Name	End2 Connector
A	-	-	AP49A	2643674 R1	0.79	18.0	Std. Wall XLPE Primary Cable	WHITE	2560.0	-	8	9800
A	-	-	AJ49A	2643674 R1	0.79	18.0	Std. Wall XLPE Primary Cable	WHITE	2560.0	-	8	9800
B	-	-	AJ49-GA	2643674 R1	0.79	18.0	Std. Wall XLPE Primary Cable	WHITE	2200.0	-	1	-
B	-	-	AP49-GA	2643674 R1	0.79	18.0	Std. Wall XLPE Primary Cable	WHITE	2560.0	-	9	9800

Connector Name 9815
 Part Number 587567C91
 Instances B6.7 - Driver Controlled Locking Differential - RR Axle (Dana w/
 one sw):Diagram1
 Mates SW-RR_DIFF_LOCK-3012-05-01A



Name	Terminal Part Number	V-Min	Name	Wire Part Number	Wire CSA	Wire Spec	Wire Material description	Wire Color Description	Wire Length	End2 Terminal Part Number	End2 Pin Name	End2 Connector
A	-	-	RN49A	2643673 R1	0.79	18.0	Std. Wall XLPE Primary Cable	GREY	2130.0	-	8	9800
A	-	-	RO49A	2643673 R1	0.79	18.0	Std. Wall XLPE Primary Cable	GREY	2130.0	-	8	9800
B	-	-	RO49-GA	2643674 R1	0.79	18.0	Std. Wall XLPE Primary Cable	WHITE	1620.0	-	1	-
B	-	-	RN49-GA	2643674 R1	0.79	18.0	Std. Wall XLPE Primary Cable	WHITE	2130.0	-	9	9800

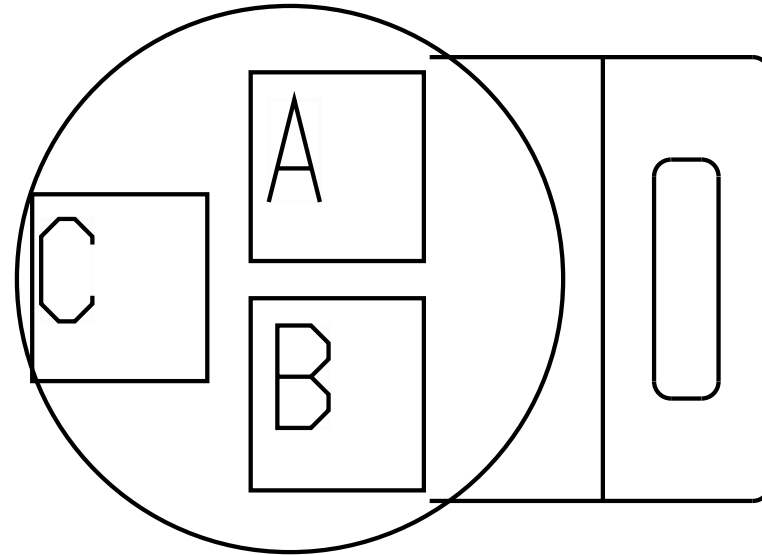
Connector Name 9830
 Part Number 1678137C1
 Instances B6.7 - Rear Suspension Pressure Monitoring (Virtual Gauge):Diagram1-Combination1
 Compressed Air Supply (Aux Gauge):Diagram1
 L9 - Rear Suspension Pressure Monitoring (Auxiliary Gauge):Diagram1-Combination1
 L9 - Rear Suspension Pressure Monitoring (Virtual Gauge):Diagram1-Combination1
 Mates SNSR-Aux_Air_Pressure-3001 -02-01A



Name	Terminal Part Number	V-Min	Name	Wire Part Number	Wire CSA	Wire Spec	Wire Material description	Wire Color Description	Wire Length	End2 Terminal Part Number	End2 Pin Name	End2 Connector
A	-	-	RT9M	2643673 R1	0.79	18.0	Std. Wall XLPE Primary Cable	GREY	2960.0	-	A	9775F
A	-	-	AA9Z	3510311 R1	0.79	18.0	Thin Wall XLPE Primary Cable	GREY	1360.0	-	E3	J5-1602
B	-	-	RT6H	2643673 R1	0.79	18.0	Std. Wall XLPE Primary Cable	GREY	2960.0	-	B	9775F
B	-	-	ML6A	2643673 R1	0.79	18.0	Std. Wall XLPE Primary Cable	GREY	1830.0	-	28	1700

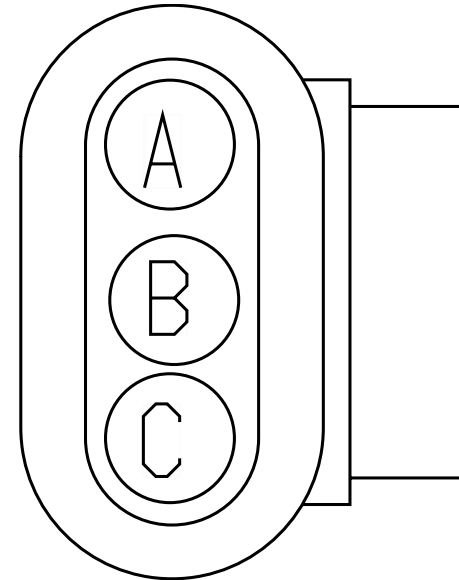
Name	Terminal Part Number	V-Min	Name	Wire Part Number	Wire CSA	Wire Spec	Wire Material description	Wire Color Description	Wire Length	End2 Terminal Part Number	End2 Pin Name	End2 Connector
C	-	-	RT61C	2643673 R1	0.79	18.0	Std. Wall XLPE Primary Cable	GREY	2960.0	-	C	9775F
C	-	-	ML40	2643673 R1	0.79	18.0	Std. Wall XLPE Primary Cable	GREY	1830.0	-	29	1700

Connector Name 9832
 Part Number 1678137C1
 Instances B6.7 - Rear Suspension Pressure Monitoring (Virtual Gauge):Diagram1-Combination2
 L9 - Rear Suspension Pressure Monitoring (Auxiliary Gauge):Diagram1-Combination2
 L9 - Rear Suspension Pressure Monitoring (Virtual Gauge):Diagram1-Combination2
 Mates SNSR-RearAirPress1-3025-01 -02A



Name	Terminal Part Number	V-Min	Name	Wire Part Number	Wire CSA	Wire Spec	Wire Material description	Wire Color Description	Wire Length	End2 Terminal Part Number	End2 Pin Name	End2 Connector
A	-	-	RU9N	2643673 R1	0.79	18.0	Std. Wall XLPE Primary Cable	GREY	1960.0	-	A	9775F
B	-	-	RU6J	2643673 R1	0.79	18.0	Std. Wall XLPE Primary Cable	GREY	1960.0	-	B	9775F
C	-	-	RU61D	2643673 R1	0.79	18.0	Std. Wall XLPE Primary Cable	GREY	1960.0	-	C	9775F

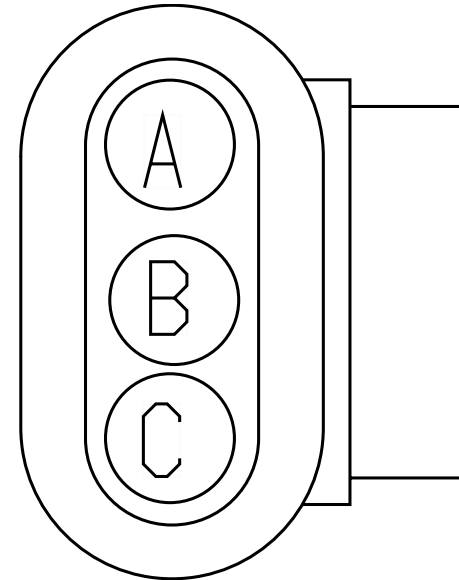
Connector Name 9865M
 Part Number 1667741C1
 Short Description LOAD INDICATOR
 Instances B6.7 - Rear Suspension Pressure Monitoring (Virtual Gauge):Diagram1-Combination1
 B6.7 - Rear Suspension Pressure Monitoring (Virtual Gauge):Diagram1-Combination2
 L9 - Rear Suspension Pressure Monitoring (Auxiliary Gauge):Diagram1-Combination2
 Mates 9775F



Name	Terminal Part Number	V-Min	Name	Wire Part Number	Wire CSA	Wire Spec	Wire Material description	Wire Color Description	Wire Length	End2 Terminal Part Number	End2 Pin Name	End2 Connector
A	-	-	PD110B	2643673 R1	0.79	18.0	Std. Wall XLPE Primary Cable	GREY	4505.0	-	A	9865M
A	-	-	PD110B	2643673 R1	0.79	18.0	Std. Wall XLPE Primary Cable	GREY	4505.0	-	57	1701F
B	-	-	PD106B	2643673 R1	0.79	18.0	Std. Wall XLPE Primary Cable	GREY	4505.0	-	B	9865M
B	-	-	PD106B	2643673 R1	0.79	18.0	Std. Wall XLPE Primary Cable	GREY	4505.0	-	56	1701F

Name	Terminal Part Number	V-Min	Name	Wire Part Number	Wire CSA	Wire Spec	Wire Material description	Wire Color Description	Wire Length	End2 Terminal Part Number	End2 Pin Name	End2 Connector
C	-	-	PD61B	2643673 R1	0.79	18.0	Std. Wall XLPE Primary Cable	GREY	4505.0	-	C	9865M
C	-	-	PD61B	2643673 R1	0.79	18.0	Std. Wall XLPE Primary Cable	GREY	4505.0	-	55	1701F

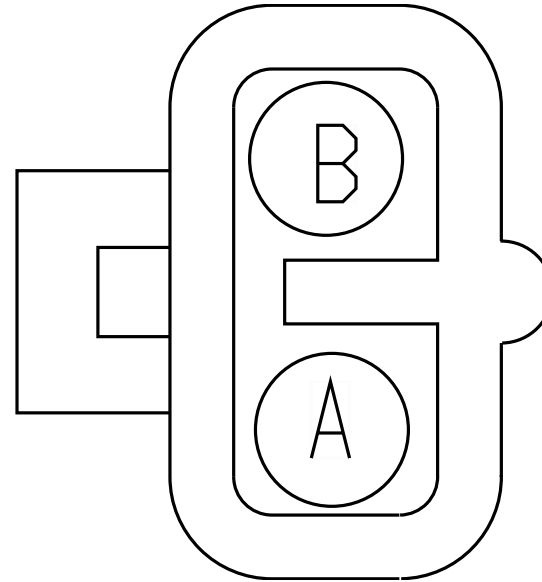
Connector Name 9865M
 Part Number 1667741C1
 Short Description LOAD INDICATOR
 Instances L9 - Rear Suspension Pressure Monitoring (Auxiliary Gauge):Diagram1-Combination1
 L9 - Rear Suspension Pressure Monitoring (Virtual Gauge):Diagram1-Combination1
 L9 - Rear Suspension Pressure Monitoring (Virtual Gauge):Diagram1-Combination2
 Mates 9775F



Name	Terminal Part Number	V-Min	Name	Wire Part Number	Wire CSA	Wire Spec	Wire Material description	Wire Color Description	Wire Length	End2 Terminal Part Number	End2 Pin Name	End2 Connector
A	-	-	PD110B	2643673 R1	0.79	18.0	Std. Wall XLPE Primary Cable	GREY	4505.0	-	57	1701F
A	-	-	PD110B	2643673 R1	0.79	18.0	Std. Wall XLPE Primary Cable	GREY	4505.0	-	A	9865M
B	-	-	PD106B	2643673 R1	0.79	18.0	Std. Wall XLPE Primary Cable	GREY	4505.0	-	56	1701F
B	-	-	PD106B	2643673 R1	0.79	18.0	Std. Wall XLPE Primary Cable	GREY	4505.0	-	B	9865M

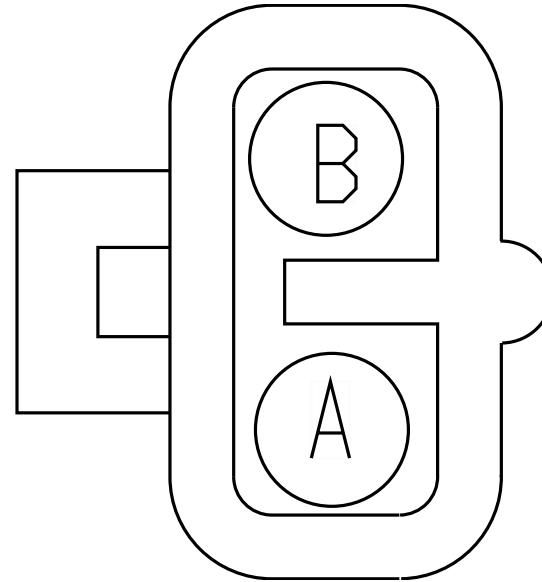
Name	Terminal Part Number	V-Min	Name	Wire Part Number	Wire CSA	Wire Spec	Wire Material description	Wire Color Description	Wire Length	End2 Terminal Part Number	End2 Pin Name	End2 Connector
C	-	-	PD61B	2643673 R1	0.79	18.0	Std. Wall XLPE Primary Cable	GREY	4505.0	-	55	1701F
C	-	-	PD61B	2643673 R1	0.79	18.0	Std. Wall XLPE Primary Cable	GREY	4505.0	-	C	9865M

Connector Name 9900A
 Part Number 1673790C1
 Instances L9 - RIGHTSIDE AIR DRYER:Diagram1-Combination5
 Mates HTR-AIR_DRYER-3002-02-01A



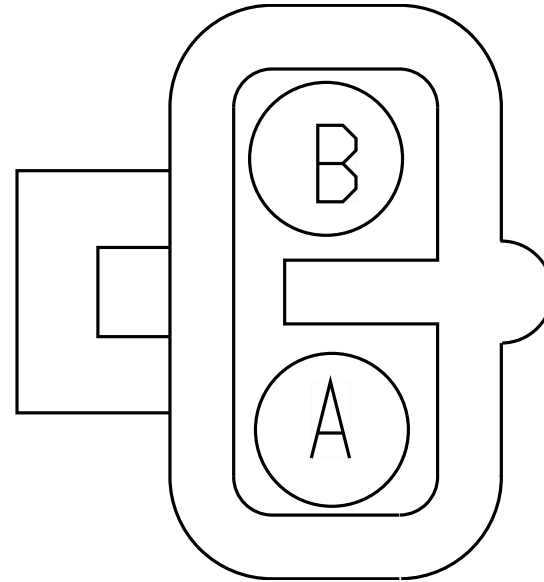
Name	Terminal Part Number	V-Min	Name	Wire Part Number	Wire CSA	Wire Spec	Wire Material description	Wire Color Description	Wire Length	End2 Terminal Part Number	End2 Pin Name	End2 Connector
A	-	-	NH39B	3510312 R1	1.16	16.0	Thin Wall XLPE Primary Cable	GREY	3360.0	-	31	1701F
B	-	-	NH39-GB	2643681 R1	1.16	16.0	Std. Wall XLPE Primary Cable	WHITE	800.0	-	-	-

Connector Name 9900C
 Part Number 1673790C1
 Instances L9 - RIGHTSIDE AIR DRYER:Diagram1-Combination6



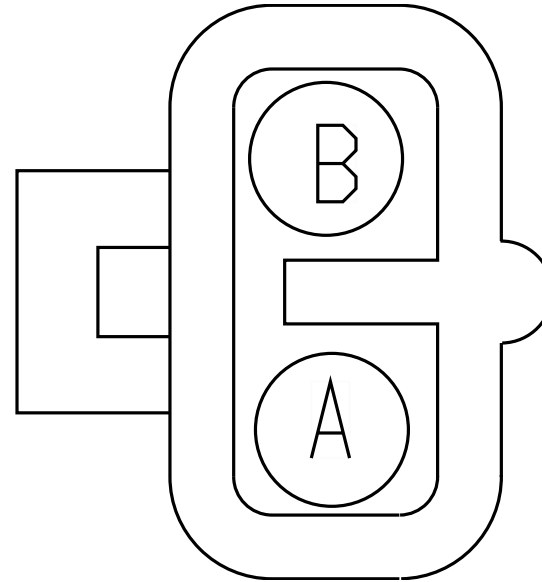
Name	Terminal Part Number	V-Min	Name	Wire Part Number	Wire CSA	Wire Spec	Wire Material description	Wire Color Description	Wire Length	End2 Terminal Part Number	End2 Pin Name	End2 Connector
A	-	-	PF39B	2643673 R1	0.79	18.0	Std. Wall XLPE Primary Cable	GREY	3855.0	-	31	1701F
B	-	-	PF39-GB	2643681 R1	1.16	16.0	Std. Wall XLPE Primary Cable	WHITE	1295.0	-	-	-

Connector Name 9900D
 Part Number 1673790C1
 Instances L9 - RIGHTSIDE AIR DRYER:Diagram1-Combination7



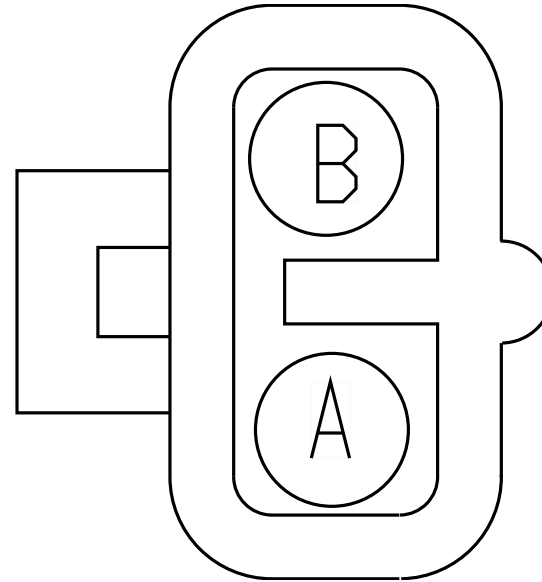
Name	Terminal Part Number	V-Min	Name	Wire Part Number	Wire CSA	Wire Spec	Wire Material description	Wire Color Description	Wire Length	End2 Terminal Part Number	End2 Pin Name	End2 Connector
A	-	-	TA39B	2643680 R1	1.16	16.0	Std. Wall XLPE Primary Cable	GREY	4480.0	-	31	1701F
B	-	-	TA39-GB	2643681 R1	1.16	16.0	Std. Wall XLPE Primary Cable	WHITE	1920.0	-	-	-

Connector Name 9900E
 Part Number 1673790C1
 Instances L9 - RIGHTSIDE AIR DRYER:Diagram1-Combination1



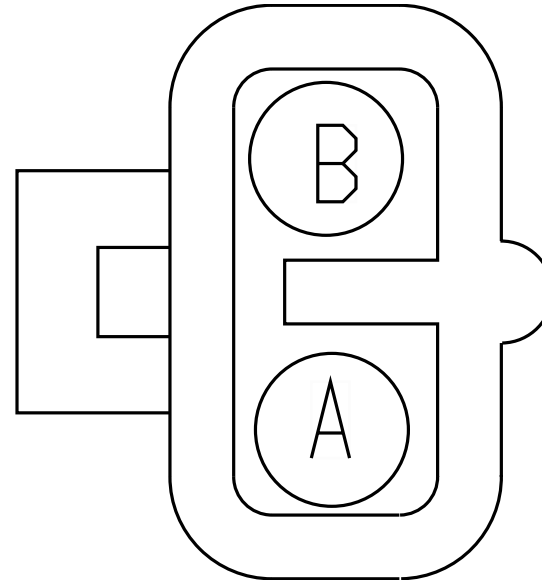
Name	Terminal Part Number	V-Min	Name	Wire Part Number	Wire CSA	Wire Spec	Wire Material description	Wire Color Description	Wire Length	End2 Terminal Part Number	End2 Pin Name	End2 Connector
A	-	-	PD39B	2643680 R1	1.16	16.0	Std. Wall XLPE Primary Cable	GREY	3880.0	-	1	9300
B	-	-	PD39-GB	2643681 R1	1.16	16.0	Std. Wall XLPE Primary Cable	WHITE	3880.0	-	2	9300

Connector Name 9900F
 Part Number 1673790C1
 Instances B6.7 - RIGHTSIDE AIR DRYER:Diagram1-Combination2



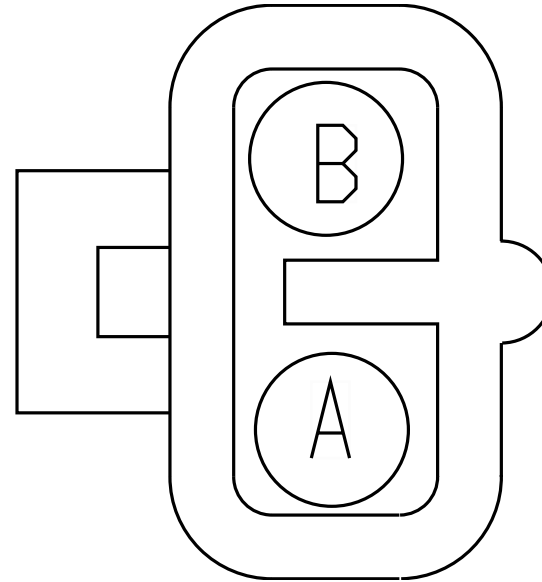
Name	Terminal Part Number	V-Min	Name	Wire Part Number	Wire CSA	Wire Spec	Wire Material description	Wire Color Description	Wire Length	End2 Terminal Part Number	End2 Pin Name	End2 Connector
A	-	-	PR39B	2643680 R1	1.16	16.0	Std. Wall XLPE Primary Cable	GREY	3525.0	-	1	9300
B	-	-	PR39-GB	2643681 R1	1.16	16.0	Std. Wall XLPE Primary Cable	WHITE	3525.0	-	2	9300

Connector Name 9900G
 Part Number 1673790C1
 Instances L9 - RIGHTSIDE AIR DRYER:Diagram1-Combination2



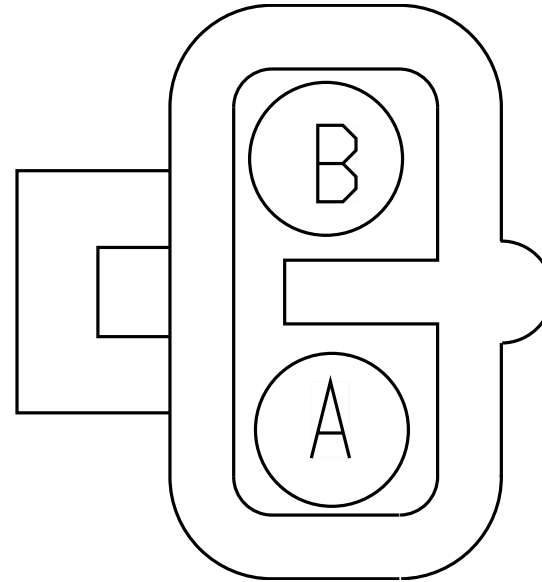
Name	Terminal Part Number	V-Min	Name	Wire Part Number	Wire CSA	Wire Spec	Wire Material description	Wire Color Description	Wire Length	End2 Terminal Part Number	End2 Pin Name	End2 Connector
A	-	-	PH39B	2643680 R1	1.16	16.0	Std. Wall XLPE Primary Cable	GREY	3900.0	-	1	9300
B	-	-	PH39-GB	2643681 R1	1.16	16.0	Std. Wall XLPE Primary Cable	WHITE	3900.0	-	2	9300

Connector Name 9900H
 Part Number 1673790C1
 Instances L9 - RIGHTSIDE AIR DRYER:Diagram1-Combination3



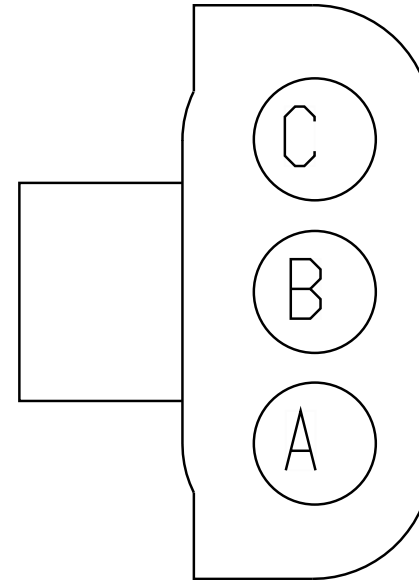
Name	Terminal Part Number	V-Min	Name	Wire Part Number	Wire CSA	Wire Spec	Wire Material description	Wire Color Description	Wire Length	End2 Terminal Part Number	End2 Pin Name	End2 Connector
A	-	-	PJ39B	2643680 R1	1.16	16.0	Std. Wall XLPE Primary Cable	GREY	3950.0	-	1	9300
B	-	-	PJ39-GB	2643681 R1	1.16	16.0	Std. Wall XLPE Primary Cable	WHITE	3950.0	-	2	9300

Connector Name 9900J
 Part Number 1673790C1
 Instances L9 - RIGHTSIDE AIR DRYER:Diagram1-Combination4




Name	Terminal Part Number	V-Min	Name	Wire Part Number	Wire CSA	Wire Spec	Wire Material description	Wire Color Description	Wire Length	End2 Terminal Part Number	End2 Pin Name	End2 Connector
A	-	-	PK39B	2643680 R1	1.16	16.0	Std. Wall XLPE Primary Cable	GREY	4000.0	-	1	9300
B	-	-	PK39-GB	2643681 R1	1.16	16.0	Std. Wall XLPE Primary Cable	WHITE	4000.0	-	2	9300

Connector Name 9913B
 Part Number 587570C91
 Instances L9 - Transmission Power Take Off (Auto Trans with Lectradrive):Diagram1
 L9 - Transmission Power Take Off (Lectrashift PTO with Manual Trans):Diagram1
 Mates CONN_LECTRASHIFT-PTO_5047- 08-01A



Name	Terminal Part Number	V-Min	Name	Wire Part Number	Wire CSA	Wire Spec	Wire Material description	Wire Color Description	Wire Length	End2 Terminal Part Number	End2 Pin Name	End2 Connector
A	-	-	RY14LSA	2643670 R1	0.79	18.0	Std. Wall XLPE Primary Cable	BLACK	3080.0	-	B	9724
B	-	-	RY14LSB	2643759 R1	0.79	18.0	Std. Wall XLPE Primary Cable	RED	3080.0	-	A	9724
C	-	-	RY14LSC	2643787 R1	3.01	12.0	Std. Wall XLPE Primary Cable	WHITE	1550.0	-	42	1702

Connector Name 9915
 Part Number 3539777C1
 Instances L9 - Transmission Power Take Off (Auto Trans with Lectradrive):Diagram1
 L9 - Transmission Power Take Off (Lectrashift PTO with Manual Trans):Diagram1
 Mates DIODE_PTO_Lectrashift_5047 -08-01A



Name	Terminal Part Number	V-Min	Name	Wire Part Number	Wire CSA	Wire Spec	Wire Material description	Wire Color Description	Wire Length	End2 Terminal Part Number	End2 Pin Name	End2 Connector
1	-	-	HW14BC	2643760 R1	1.16	16.0	Std. Wall XLPE Primary Cable	RED	640.0	-	4	1873
2	-	-	HW11-GCK	3510313 R1	1.91	14.0	Thin Wall XLPE Primary Cable	GREY	840.0	-	1	-

Circuit Number	Gauge	Color	Insulation	Terminal Splice	Connector Body	Connector		Seal / Sleeve	Lock 1	Lock 2
				Number	Part Numbers	Number	Cavity			
8A5BA(+)	18	YL	TXL	3572112R1	3683465C1	1939_2	A	N/A	3683466C1	3573833C1
8A5BA(+)	18	YL	TXL	3572112R1		BS18	-	2644000R1		
8A5BA(-)	18	GN	TXL	3572112R1	3683465C1	1939_2	B	N/A	3683466C1	3573833C1
8A5BA(-)	18	GN	TXL	3572112R1		BS19	-	2644000R1		
8A5BB(+)	18	YL	TXL	3572112R1	3598705C1	1602	F6	N/A	1618846C1	1618847C1
8A5BB(+)	18	YL	TXL	3572112R1		BS18	-	2644000R1		
8A5BB(-)	18	GN	TXL	3572112R1	3598705C1	1602	F5	N/A	1618846C1	1618847C1
8A5BB(-)	18	GN	TXL	3572112R1		BS19	-	2644000R1		
8A5BC(+)	18	YL	TXL	3572112R1	3601838C1	1024	M	N/A	3601839C1	
8A5BC(+)	18	YL	TXL	3572112R1		BS18	-	2644000R1		
8A5BC(-)	18	GN	TXL	3572112R1	3601838C1	1024	A	N/A	3601839C1	
8A5BC(-)	18	GN	TXL	3572112R1		BS19	-	2644000R1		
8A5BD(+)	18	YL	TXL	3572112R1	3601838C1	1024	K	N/A	3601839C1	
8A5BD(+)	18	YL	TXL	3572112R1	3601838C1	1024	J	N/A	3601839C1	
8A5BD(-)	18	GN	TXL	3572112R1	3601838C1	1024	C	N/A	3601839C1	
8A5BD(-)	18	GN	TXL	3572112R1	3601838C1	1024	D	N/A	3601839C1	
8A5BE(+)	18	YL	TXL	3572112R1	3601838C1	1024	G	N/A	3601839C1	
8A5BE(+)	18	YL	TXL	3572112R1	3601838C1	1028	M	N/A	3601839C1	
8A5BE(-)	18	GN	TXL	3572112R1	3601838C1	1024	F	N/A	3601839C1	
8A5BE(-)	18	GN	TXL	3572112R1	3601838C1	1028	A	N/A	3601839C1	
8A5BF(+)	18	YL	TXL	3572112R1	3601838C1	1028	K	N/A	3601839C1	
8A5BF(+)	18	YL	TXL	3572112R1	3601838C1	1028	J	N/A	3601839C1	
8A5BF(-)	18	GN	TXL	3572112R1	3601838C1	1028	C	N/A	3601839C1	
8A5BF(-)	18	GN	TXL	3572112R1	3601838C1	1028	D	N/A	3601839C1	
8A5BG(+)	18	YL	TXL	3572112R1	3601838C1	1028	G	N/A	3601839C1	
8A5BG(+)	18	YL	TXL	3572112R1	3601838C1	1025	M	N/A	3601839C1	
8A5BG(-)	18	GN	TXL	3572112R1	3601838C1	1028	F	N/A	3601839C1	
8A5BG(-)	18	GN	TXL	3572112R1	3601838C1	1025	A	N/A	3601839C1	
8A5BH(+)	18	YL	TXL	3572112R1	3601838C1	1025	K	N/A	3601839C1	
8A5BH(+)	18	YL	TXL	3572112R1	3601838C1	1025	J	N/A	3601839C1	
8A5BH(-)	18	GN	TXL	3572112R1	3601838C1	1025	C	N/A	3601839C1	
8A5BH(-)	18	GN	TXL	3572112R1	3601838C1	1025	D	N/A	3601839C1	

Circuit Number	Gauge	Color	Insulation	Terminal Splice	Connector Body	Connector		Seal / Sleeve	Lock 1	Lock 2
				Number	Part Numbers	Number	Cavity			
8A5BJ(+)	18	YL	TXL	3572112R1	3601838C1	1025	G	N/A	3601839C1	
8A5BJ(+)	18	YL	TXL	3572112R1	3683465C1	1935N	A	N/A	3683466C1	3573833C1
8A5BJ(-)	18	GN	TXL	3572112R1	3601838C1	1025	F	N/A	3601839C1	
8A5BJ(-)	18	GN	TXL	3572112R1	3683465C1	1935N	B	N/A	3683466C1	3573833C1
9A5BA(+)	18	YL	TXL	3572112R1	3683465C1	1939_2	A	N/A	3683466C1	3573833C1
9A5BA(+)	18	YL	TXL	3572112R1		BS18	-	2644000R1		
9A5BA(-)	18	GN	TXL	3572112R1	3683465C1	1939_2	B	N/A	3683466C1	3573833C1
9A5BA(-)	18	GN	TXL	3572112R1		BS19	-	2644000R1		
9A5BB(+)	18	YL	TXL	3572112R1	3598705C1	1602	F6	N/A	1618846C1	1618847C1
9A5BB(+)	18	YL	TXL	3572112R1		BS18	-	2644000R1		
9A5BB(-)	18	GN	TXL	3572112R1	3598705C1	1602	F5	N/A	1618846C1	1618847C1
9A5BB(-)	18	GN	TXL	3572112R1		BS19	-	2644000R1		
9A5BC(+)	18	YL	TXL	3572112R1	3601838C1	1024	M	N/A	3601839C1	
9A5BC(+)	18	YL	TXL	3572112R1		BS18	-	2644000R1		
9A5BC(-)	18	GN	TXL	3572112R1	3601838C1	1024	A	N/A	3601839C1	
9A5BC(-)	18	GN	TXL	3572112R1		BS19	-	2644000R1		
9A5BD(+)	18	YL	TXL	3572112R1	3601838C1	1024	K	N/A	3601839C1	
9A5BD(+)	18	YL	TXL	3572112R1	3601838C1	1024	J	N/A	3601839C1	
9A5BD(-)	18	GN	TXL	3572112R1	3601838C1	1024	C	N/A	3601839C1	
9A5BD(-)	18	GN	TXL	3572112R1	3601838C1	1024	D	N/A	3601839C1	
9A5BE(+)	18	YL	TXL	3572112R1	3601838C1	1024	G	N/A	3601839C1	
9A5BE(+)	18	YL	TXL	3572112R1	3601838C1	1028	M	N/A	3601839C1	
9A5BE(-)	18	GN	TXL	3572112R1	3601838C1	1024	F	N/A	3601839C1	
9A5BE(-)	18	GN	TXL	3572112R1	3601838C1	1028	A	N/A	3601839C1	
9A5BF(+)	18	YL	TXL	3572112R1	3601838C1	1028	K	N/A	3601839C1	
9A5BF(+)	18	YL	TXL	3572112R1	3601838C1	1028	J	N/A	3601839C1	
9A5BF(-)	18	GN	TXL	3572112R1	3601838C1	1028	C	N/A	3601839C1	
9A5BF(-)	18	GN	TXL	3572112R1	3601838C1	1028	D	N/A	3601839C1	
9A5BG(+)	18	YL	TXL	3572112R1	3601838C1	1028	G	N/A	3601839C1	
9A5BG(+)	18	YL	TXL	3572112R1	3683465C1	1935N	A	N/A	3683466C1	3573833C1
9A5BG(-)	18	GN	TXL	3572112R1	3601838C1	1028	F	N/A	3601839C1	
9A5BG(-)	18	GN	TXL	3572112R1	3683465C1	1935N	B	N/A	3683466C1	3573833C1

Circuit Number	Gauge	Color	Insulation	Terminal Splice	Connector Body	Connector		Seal / Sleeve	Lock 1	Lock 2
				Number	Part Numbers	Number	Cavity			
9B5F(+)	18	YL	TXL	3572112R1	3544688C1	2000	10	N/A		
9B5F(+)	18	YL	TXL	3572112R1		CS3	-	2644000R1		
9B5F(-)	18	GN	TXL	3572112R1	3544688C1	2000	9	N/A		
9B5F(-)	18	GN	TXL	3572112R1		CS4	-	2644000R1		
9B5G(+)	18	YL	TXL	3572112R1	3710061C1	1500A	A9	N/A	3539892C1	3539893C1
9B5G(+)	18	YL	TXL	3572112R1		CS3	-	2644000R1		
9B5G(-)	18	GN	TXL	3572112R1	3710061C1	1500A	A10	N/A	3539892C1	3539893C1
9B5G(-)	18	GN	TXL	3572112R1		CS4	-	2644000R1		
9B5H(+)	18	YL	TXL	3572112R1		CS3	-	2644000R1		
9B5H(+)	18	YL	TXL	3572112R1		DS30	-	2644000R1		
9B5H(-)	18	GN	TXL	3572112R1		CS4	-	2644000R1		
9B5H(-)	18	GN	TXL	3572112R1		DS32	-	2644000R1		
9B5J(+)	18	YL	TXL	3572112R1		DS30	-	2644000R1		
9B5J(+)	18	YL	TXL	3572112R1	4064551C1	7900F	E	N/A		
9B5J(-)	18	GN	TXL	3572112R1		DS32	-	2644000R1		
9B5J(-)	18	GN	TXL	3572112R1	4064551C1	7900F	F	N/A		
9B5K(+)	18	YL	TXL	3572112R1		DS30	-	2644000R1		
9B5K(+)	18	YL	TXL	3572112R1		MS1	-	2644000R1		
9B5K(-)	18	GN	TXL	3572112R1		DS32	-	2644000R1		
9B5K(-)	18	GN	TXL	3572112R1		MS2	-	2644000R1		
9B5N(+)	18	YL	TXL	3572112R1	3596926C1	1400	8	N/A	3562309C1	
9B5N(+)	18	YL	TXL	3572112R1		MS1	-	2644000R1		
9B5N(-)	18	GN	TXL	3572112R1	3596926C1	1400	7	N/A	3562309C1	
9B5N(-)	18	GN	TXL	3572112R1		MS2	-	2644000R1		
9B5P(+)	18	YL	TXL	3572112R1	3595625C1	1703M	53	N/A		
9B5P(+)	18	YL	TXL	3572112R1		MS1	-	2644000R1		
9B5P(-)	18	GN	TXL	3572112R1	3595625C1	1703M	52	N/A		
9B5P(-)	18	GN	TXL	3572112R1		MS2	-	2644000R1		
9B5R(+)	18	YL	TXL	3572112R1	3595624C1	1703F	53	SWS_N_REQ		
9B5R(+)	18	YL	TXL	3572112R1	3595621C1	1702	11	N/A	3598918C1	3598919C1
9B5R(-)	18	GN	TXL	3572112R1	3595624C1	1703F	52	SWS_N_REQ		
9B5R(-)	18	GN	TXL	3572112R1	3595621C1	1702	17	N/A	3598918C1	3598919C1

Circuit Number	Gauge	Color	Insulation	Terminal Splice	Connector Body	Connector		Seal / Sleeve	Lock 1	Lock 2
				Number	Part Numbers	Number	Cavity			
9C5F(+)	18	YL	TXL	3572112R1	3544688C1	2000	10	N/A		
9C5F(+)	18	YL	TXL	3572112R1		CS3	-	2644000R1		
9C5F(-)	18	GN	TXL	3572112R1	3544688C1	2000	9	N/A		
9C5F(-)	18	GN	TXL	3572112R1		CS4	-	2644000R1		
9C5G(+)	18	YL	TXL	3572112R1	3710061C1	1500A	A9	N/A	3539892C1	3539893C1
9C5G(+)	18	YL	TXL	3572112R1		CS3	-	2644000R1		
9C5G(-)	18	GN	TXL	3572112R1	3710061C1	1500A	A10	N/A	3539892C1	3539893C1
9C5G(-)	18	GN	TXL	3572112R1		CS4	-	2644000R1		
9C5H(+)	18	YL	TXL	3572112R1		CS3	-	2644000R1		
9C5H(+)	18	YL	TXL	3572112R1		MS1	-	2644000R1		
9C5H(-)	18	GN	TXL	3572112R1		CS4	-	2644000R1		
9C5H(-)	18	GN	TXL	3572112R1		MS2	-	2644000R1		
9C5N(+)	18	YL	TXL	3572112R1	3596926C1	1400	8	N/A	3562309C1	
9C5N(+)	18	YL	TXL	3572112R1		MS1	-	2644000R1		
9C5N(-)	18	GN	TXL	3572112R1	3596926C1	1400	7	N/A	3562309C1	
9C5N(-)	18	GN	TXL	3572112R1		MS2	-	2644000R1		
9C5P(+)	18	YL	TXL	3572112R1		MS1	-	2644000R1		
9C5P(+)	18	YL	TXL	3572112R1	3595625C1	1703M	53	N/A		
9C5P(-)	18	GN	TXL	3572112R1	3595625C1	1703M	52	N/A		
9C5P(-)	18	GN	TXL	3572112R1		MS2	-	2644000R1		
9C5R(+)	18	YL	TXL	3572112R1	3595624C1	1703F	53	SWS_N_REQ		
9C5R(+)	18	YL	TXL	3572112R1	3595621C1	1702	11	N/A	3598918C1	3598919C1
9C5R(-)	18	GN	TXL	3572112R1	3595624C1	1703F	52	SWS_N_REQ		
9C5R(-)	18	GN	TXL	3572112R1	3595621C1	1702	17	N/A	3598918C1	3598919C1
9D5A(+)	18	YL	TXL	3572112R1	3595625C1	1700	62	N/A		
9D5A(+)	18	YL	TXL	3572112R1		AS17	-	2644000R1		
9D5A(-)	18	GN	TXL	3572112R1	3595625C1	1700	61	N/A		
9D5A(-)	18	GN	TXL	3572112R1		AS18	-	2644000R1		
9D5B(+)	18	YL	TXL	3572112R1	3759005C1	1606	H	N/A	3573833C1	
9D5B(+)	18	YL	TXL	3572112R1		AS17	-	2644000R1		
9D5B(-)	18	GN	TXL	3572112R1	3759005C1	1606	G	N/A	3573833C1	
9D5B(-)	18	GN	TXL	3572112R1		AS18	-	2644000R1		

Circuit Number	Gauge	Color	Insulation	Terminal Splice	Connector Body	Connector		Seal / Sleeve	Lock 1	Lock 2
				Number	Part Numbers	Number	Cavity			
9D5C(+)	18	YL	TXL	3572112R1		AS17	-	2644000R1		
9D5C(+)	18	YL	TXL	3572112R1		AS34	-	2644000R1		
9D5C(-)	18	GN	TXL	3572112R1		AS18	-	2644000R1		
9D5C(-)	18	GN	TXL	3572112R1		AS35	-	2644000R1		
9D5D(+)	18	YL	TXL	3572112R1	3757649C1	1650	Conne	ti N/A		
9D5D(+)	18	YL	TXL	3572112R1	A	AS34	-	2644000		
9D5D(-)	18	GN	TXL	3572112R1	3757649C1	1650	Conne	ti N/A		
9D5D(-)	18	GN	TXL	3572112R1	A	AS35	-	2644000		
9D5E(+)	18	YL	TXL	3572112R1		AS34	-	2644000R1		
9D5E(+)	18	YL	TXL	3572112R1	3540613C1	16B	K	N/A	3540615C1	
9D5E(-)	18	GN	TXL	3572112R1		AS35	-	2644000R1		
9D5E(-)	18	GN	TXL	3572112R1	3540613C1	16B	J	N/A	3540615C1	
9E5BA(+)	18	YL	TXL	3572112R1	3759005C1	1606	P	N/A	3573833C1	
9E5BA(+)	18	YL	TXL	3572112R1		AS5	-	2644000R1		
9E5BA(-)	18	GN	TXL	3572112R1	3759005C1	1606	N	N/A	3573833C1	
9E5BA(-)	18	GN	TXL	3572112R1		AS4	-	2644000R1		
9E5BB(+)	18	YL	TXL	3572112R1	3683465C1	1939-1	A	N/A	3683466C1	3573833C1
9E5BB(+)	18	YL	TXL	3572112R1		AS5	-	2644000R1		
9E5BB(-)	18	GN	TXL	3572112R1	3683465C1	1939-1	B	N/A	3683466C1	3573833C1
9E5BB(-)	18	GN	TXL	3572112R1		AS4	-	2644000R1		
9E5BC(+)	18	YL	TXL	3572112R1		AS5	-	2644000R1		
9E5BC(+)	18	YL	TXL	3572112R1		BS15	-	2644000R1		
9E5BC(-)	18	GN	TXL	3572112R1		AS4	-	2644000R1		
9E5BC(-)	18	GN	TXL	3572112R1		BS16	-	2644000R1		
9E5BF(+)	18	YL	TXL	3572112R1	4063156C1	0009B	B	N/A		
9E5BF(+)	18	YL	TXL	3572112R1		BS15	-	2644000R1		
9E5BF(-)	18	GN	TXL	3572112R1	4063156C1	0009B	C	N/A		
9E5BF(-)	18	GN	TXL	3572112R1		BS16	-	2644000R1		
9E5BG(+)	18	YL	TXL	3572112R1	3522071C1	1101M	5	N/A		
9E5BG(+)	18	YL	TXL	3572112R1		BS15	-	2644000R1		
9E5BG(-)	18	GN	TXL	3572112R1	3522071C1	1101M	6	N/A		
9E5BG(-)	18	GN	TXL	3572112R1		BS16	-	2644000R1		

Circuit Number	Gauge	Color	Insulation	Terminal Splice	Connector Body	Connector		Seal / Sleeve	Lock 1	Lock 2
				Number	Part Numbers	Number	Cavity			
9E5BH(+)	18	YL	TXL	3572112R1	3768593C1	1101F	5	N/A		
9E5BH(+)	18	YL	TXL	3572112R1	3683465C1	1939-1	A	N/A	3683466C1	3573833C1
9E5BH(-)	18	GN	TXL	3572112R1	3768593C1	1101F	6	N/A		
9E5BH(-)	18	GN	TXL	3572112R1	3683465C1	1939-1	B	N/A	3683466C1	3573833C1
9F5BA(+)	18	YL	TXL	3572112R1	3683465C1	1939_2	A	N/A	3683466C1	3573833C1
9F5BA(+)	18	YL	TXL	3572112R1		BS18	-	2644000R1		
9F5BA(-)	18	GN	TXL	3572112R1	3683465C1	1939_2	B	N/A	3683466C1	3573833C1
9F5BA(-)	18	GN	TXL	3572112R1		BS19	-	2644000R1		
9F5BB(+)	18	YL	TXL	3572112R1	3598705C1	1602	F6	N/A	1618846C1	1618847C1
9F5BB(+)	18	YL	TXL	3572112R1		BS18	-	2644000R1		
9F5BB(-)	18	GN	TXL	3572112R1	3598705C1	1602	F5	N/A	1618846C1	1618847C1
9F5BB(-)	18	GN	TXL	3572112R1		BS19	-	2644000R1		
9F5BC(+)	18	YL	TXL	3572112R1	3601838C1	1028	M	N/A	3601839C1	
9F5BC(+)	18	YL	TXL	3572112R1		BS18	-	2644000R1		
9F5BC(-)	18	GN	TXL	3572112R1	3601838C1	1028	A	N/A	3601839C1	
9F5BC(-)	18	GN	TXL	3572112R1		BS19	-	2644000R1		
9F5BD(+)	18	YL	TXL	3572112R1	3601838C1	1028	K	N/A	3601839C1	
9F5BD(+)	18	YL	TXL	3572112R1	3601838C1	1028	J	N/A	3601839C1	
9F5BD(-)	18	GN	TXL	3572112R1	3601838C1	1028	C	N/A	3601839C1	
9F5BD(-)	18	GN	TXL	3572112R1	3601838C1	1028	D	N/A	3601839C1	
9F5BE(+)	18	YL	TXL	3572112R1	3601838C1	1028	G	N/A	3601839C1	
9F5BE(+)	18	YL	TXL	3572112R1	3601838C1	1025	M	N/A	3601839C1	
9F5BE(-)	18	GN	TXL	3572112R1	3601838C1	1028	F	N/A	3601839C1	
9F5BE(-)	18	GN	TXL	3572112R1	3601838C1	1025	A	N/A	3601839C1	
9F5BF(+)	18	YL	TXL	3572112R1	3601838C1	1025	K	N/A	3601839C1	
9F5BF(+)	18	YL	TXL	3572112R1	3601838C1	1025	J	N/A	3601839C1	
9F5BF(-)	18	GN	TXL	3572112R1	3601838C1	1025	C	N/A	3601839C1	
9F5BF(-)	18	GN	TXL	3572112R1	3601838C1	1025	D	N/A	3601839C1	
9F5BG(+)	18	YL	TXL	3572112R1	3601838C1	1025	G	N/A	3601839C1	
9F5BG(+)	18	YL	TXL	3572112R1	3683465C1	1935N	A	N/A	3683466C1	3573833C1
9F5BG(-)	18	GN	TXL	3572112R1	3601838C1	1025	F	N/A	3601839C1	
9F5BG(-)	18	GN	TXL	3572112R1	3683465C1	1935N	B	N/A	3683466C1	3573833C1

Circuit Number	Gauge	Color	Insulation	Terminal Splice	Connector Body	Connector		Seal / Sleeve	Lock 1	Lock 2
				Number	Part Numbers	Number	Cavity			
9G5BA(+)	18	YL	TXL	3572112R1	3759005C1	1606	P	N/A	3573833C1	
9G5BA(+)	18	YL	TXL	3572112R1		AS5	-	2644000R1		
9G5BA(-)	18	GN	TXL	3572112R1	3759005C1	1606	N	N/A	3573833C1	
9G5BA(-)	18	GN	TXL	3572112R1		AS4	-	2644000R1		
9G5BB(+)	18	YL	TXL	3572112R1	3683465C1	1939-1	A	N/A	3683466C1	3573833C1
9G5BB(+)	18	YL	TXL	3572112R1		AS5	-	2644000R1		
9G5BB(-)	18	GN	TXL	3572112R1	3683465C1	1939-1	B	N/A	3683466C1	3573833C1
9G5BB(-)	18	GN	TXL	3572112R1		AS4	-	2644000R1		
9G5BC(+)	18	YL	TXL	3572112R1		AS10	-	2644000R1		
9G5BC(+)	18	YL	TXL	3572112R1		AS5	-	2644000R1		
9G5BC(-)	18	GN	TXL	3572112R1		AS11	-	2644000R1		
9G5BC(-)	18	GN	TXL	3572112R1		AS4	-	2644000R1		
9G5BD(+)	18	YL	TXL	3572112R1		AS10	-	2644000R1		
9G5BD(+)	18	YL	TXL	3572112R1	1661200C1	3200M	B	N/A		
9G5BD(-)	18	GN	TXL	3572112R1		AS11	-	2644000R1		
9G5BD(-)	18	GN	TXL	3572112R1	1661200C1	3200M	A	N/A		
9G5BE(+)	18	YL	TXL	3572112R1		AS10	-	2644000R1		
9G5BE(+)	18	YL	TXL	3572112R1		BS15	-	2644000R1		
9G5BE(-)	18	GN	TXL	3572112R1		AS11	-	2644000R1		
9G5BE(-)	18	GN	TXL	3572112R1		BS16	-	2644000R1		
9G5BF(+)	18	YL	TXL	3572112R1	4063156C1	0009B	B	N/A		
9G5BF(+)	18	YL	TXL	3572112R1		BS15	-	2644000R1		
9G5BF(-)	18	GN	TXL	3572112R1	4063156C1	0009B	C	N/A		
9G5BF(-)	18	GN	TXL	3572112R1		BS16	-	2644000R1		
9G5BG(+)	18	YL	TXL	3572112R1	3522071C1	1101M	5	N/A		
9G5BG(+)	18	YL	TXL	3572112R1		BS15	-	2644000R1		
9G5BG(-)	18	GN	TXL	3572112R1	3522071C1	1101M	6	N/A		
9G5BG(-)	18	GN	TXL	3572112R1		BS16	-	2644000R1		
9G5BH(+)	18	YL	TXL	3572112R1	3768593C1	1101F	5	N/A		
9G5BH(+)	18	YL	TXL	3572112R1		LS3	-	2644000R1		
9G5BH(-)	18	GN	TXL	3572112R1	3768593C1	1101F	6	N/A		
9G5BH(-)	18	GN	TXL	3572112R1		LS4	-	2644000R1		

Circuit Number	Gauge	Color	Insulation	Terminal Splice	Connector Body	Connector		Seal / Sleeve	Lock 1	Lock 2
				Number	Part Numbers	Number	Cavity			
9G5BJ(+)	18	YL	TXL	3572112R1	3683465C1	1939-1	A	N/A	3683466C1	3573833C1
9G5BJ(+)	18	YL	TXL	3572112R1		LS3	-	2644000R1		
9G5BJ(-)	18	GN	TXL	3572112R1	3683465C1	1939-1	B	N/A	3683466C1	3573833C1
9G5BJ(-)	18	GN	TXL	3572112R1		LS4	-	2644000R1		
9G5BK(+)	18	YL	TXL	3572112R1	1661200C1	3204M	B	N/A		
9G5BK(+)	18	YL	TXL	3572112R1		LS3	-	2644000R1		
9G5BK(-)	18	GN	TXL	3572112R1	1661200C1	3204M	A	N/A		
9G5BK(-)	18	GN	TXL	3572112R1		LS4	-	2644000R1		
9H5BA(+)	18	YL	TXL	3572112R1	3759005C1	1606	P	N/A	3573833C1	
9H5BA(+)	18	YL	TXL	3572112R1		AS5	-	2644000R1		
9H5BA(-)	18	GN	TXL	3572112R1	3759005C1	1606	N	N/A	3573833C1	
9H5BA(-)	18	GN	TXL	3572112R1		AS4	-	2644000R1		
9H5BB(+)	18	YL	TXL	3572112R1	3683465C1	1939-1	A	N/A	3683466C1	3573833C1
9H5BB(+)	18	YL	TXL	3572112R1		AS5	-	2644000R1		
9H5BB(-)	18	GN	TXL	3572112R1	3683465C1	1939-1	B	N/A	3683466C1	3573833C1
9H5BB(-)	18	GN	TXL	3572112R1		AS4	-	2644000R1		
9H5BC(+)	18	YL	TXL	3572112R1		BS15	-	2644000R1		
9H5BC(+)	18	YL	TXL	3572112R1		AS5	-	2644000R1		
9H5BC(-)	18	GN	TXL	3572112R1		AS4	-	2644000R1		
9H5BC(-)	18	GN	TXL	3572112R1		BS16	-	2644000R1		
9H5BF(+)	18	YL	TXL	3572112R1	4063156C1	9	B	N/A		
9H5BF(+)	18	YL	TXL	3572112R1		BS15	-	2644000R1		
9H5BF(-)	18	GN	TXL	3572112R1	4063156C1	9	C	N/A		
9H5BF(-)	18	GN	TXL	3572112R1		BS16	-	2644000R1		
9H5BG(+)	18	YL	TXL	3572112R1	3522071C1	1101M	5	N/A		
9H5BG(+)	18	YL	TXL	3572112R1		BS15	-	2644000R1		
9H5BG(-)	18	GN	TXL	3572112R1	3522071C1	1101M	6	N/A		
9H5BG(-)	18	GN	TXL	3572112R1		BS16	-	2644000R1		
9H5BH(+)	18	YL	TXL	3572112R1	3768593C1	1101F	5	N/A		
9H5BH(+)	18	YL	TXL	3572112R1	3683465C1	1939-1	A	N/A	3683466C1	3573833C1
9H5BH(-)	18	GN	TXL	3572112R1	3768593C1	1101F	6	N/A		
9H5BH(-)	18	GN	TXL	3572112R1	3683465C1	1939-1	B	N/A	3683466C1	3573833C1

Circuit Number	Gauge	Color	Insulation	Terminal Splice	Connector Body	Connector		Seal / Sleeve	Lock 1	Lock 2
				Number	Part Numbers	Number	Cavity			
9J5BA(+)	18	YL	TXL	3572112R1	3595623C1	1701	52	N/A		
9J5BA(+)	18	YL	TXL	3572112R1		BS18	-	2644000R1		
9J5BA(-)	18	GN	TXL	3572112R1	3595623C1	1701	53	N/A		
9J5BA(-)	18	GN	TXL	3572112R1		BS19	-	2644000R1		
9J5BB(+)	18	YL	TXL	3572112R1	3598705C1	1602	F6	N/A	1618846C1	1618847C1
9J5BB(+)	18	YL	TXL	3572112R1		BS18	-	2644000R1		
9J5BB(-)	18	GN	TXL	3572112R1	3598705C1	1602	F5	N/A	1618846C1	1618847C1
9J5BB(-)	18	GN	TXL	3572112R1		BS19	-	2644000R1		
9J5BC(+)	18	YL	TXL	3572112R1	3601838C1	1028	M	N/A	3601839C1	
9J5BC(+)	18	YL	TXL	3572112R1		BS18	-	2644000R1		
9J5BC(-)	18	GN	TXL	3572112R1	3601838C1	1028	A	N/A	3601839C1	
9J5BC(-)	18	GN	TXL	3572112R1		BS19	-	2644000R1		
9J5BD(+)	18	YL	TXL	3572112R1	3601838C1	1028	K	N/A	3601839C1	
9J5BD(+)	18	YL	TXL	3572112R1	3601838C1	1028	J	N/A	3601839C1	
9J5BD(-)	18	GN	TXL	3572112R1	3601838C1	1028	C	N/A	3601839C1	
9J5BD(-)	18	GN	TXL	3572112R1	3601838C1	1028	D	N/A	3601839C1	
9J5BE(+)	18	YL	TXL	3572112R1	3601838C1	1028	G	N/A	3601839C1	
9J5BE(+)	18	YL	TXL	3572112R1	3601838C1	1025	M	N/A	3601839C1	
9J5BE(-)	18	GN	TXL	3572112R1	3601838C1	1028	F	N/A	3601839C1	
9J5BE(-)	18	GN	TXL	3572112R1	3601838C1	1025	A	N/A	3601839C1	
9J5BF(+)	18	YL	TXL	3572112R1	3601838C1	1025	K	N/A	3601839C1	
9J5BF(+)	18	YL	TXL	3572112R1	3601838C1	1025	J	N/A	3601839C1	
9J5BF(-)	18	GN	TXL	3572112R1	3601838C1	1025	C	N/A	3601839C1	
9J5BF(-)	18	GN	TXL	3572112R1	3601838C1	1025	D	N/A	3601839C1	
9J5BG(+)	18	YL	TXL	3572112R1	3601838C1	1025	G	N/A	3601839C1	
9J5BG(+)	18	YL	TXL	3572112R1	3683465C1	1935N	A	N/A	3683466C1	3573833C1
9J5BG(-)	18	GN	TXL	3572112R1	3601838C1	1025	F	N/A	3601839C1	
9J5BG(-)	18	GN	TXL	3572112R1	3683465C1	1935N	B	N/A	3683466C1	3573833C1
9K5A(+)	18	YL	TXL	3572112R1	3683465C1	1939_5	A	N/A	3683466C1	3573833C1
9K5A(+)	18	YL	TXL	3572112R1		AS17	-	2644000R1		
9K5A(-)	18	GN	TXL	3572112R1	3683465C1	1939_5	B	N/A	3683466C1	3573833C1
9K5A(-)	18	GN	TXL	3572112R1		AS18	-	2644000R1		

Circuit Number	Gauge	Color	Insulation	Terminal Splice	Connector Body	Connector		Seal / Sleeve	Lock 1	Lock 2
				Number	Part Numbers	Number	Cavity			
9K5B(+)	18	YL	TXL	3572112R1	3759005C1	1606	H	N/A	3573833C1	
9K5B(+)	18	YL	TXL	3572112R1		AS17	-	2644000R1		
9K5B(-)	18	GN	TXL	3572112R1	3759005C1	1606	G	N/A	3573833C1	
9K5B(-)	18	GN	TXL	3572112R1		AS18	-	2644000R1		
9K5C(+)	18	YL	TXL	3572112R1		AS17	-	2644000R1		
9K5C(+)	18	YL	TXL	3572112R1		AS34	-	2644000R1		
9K5C(-)	18	GN	TXL	3572112R1		AS18	-	2644000R1		
9K5C(-)	18	GN	TXL	3572112R1		AS35	-	2644000R1		
9K5D(+)	18	YL	TXL	3572112R1		AS34	-	2644000R1		
9K5D(+)	18	YL	TXL	3572112R1	3757649C1	1650	Conne	ti N/A		
9K5D(-)	18	GN	TXL	3572112R1	3757649C1	1650	Conne	ti N/A		
9K5D(-)	18	GN	TXL	3572112R1	A	AS35	-	2644000		
9K5E(+)	18	YL	TXL	3572112R1		AS34	-	2644000R1		
9K5E(+)	18	YL	TXL	3572112R1		CS3	-	2644000R1		
9K5E(-)	18	GN	TXL	3572112R1		AS35	-	2644000R1		
9K5E(-)	18	GN	TXL	3572112R1		CS4	-	2644000R1		
9K5G(+)	18	YL	TXL	3572112R1		CS3	-	2644000R1		
9K5G(+)	18	YL	TXL	3572112R1	3710061C1	1500A	A9	N/A	3539892C1	3539893C1
9K5G(-)	18	GN	TXL	3572112R1		CS4	-	2644000R1		
9K5G(-)	18	GN	TXL	3572112R1	3710061C1	1500A	A10	N/A	3539892C1	3539893C1
9K5H(+)	18	YL	TXL	3572112R1		MS1	-	2644000R1		
9K5H(+)	18	YL	TXL	3572112R1		CS3	-	2644000R1		
9K5H(-)	18	GN	TXL	3572112R1		CS4	-	2644000R1		
9K5H(-)	18	GN	TXL	3572112R1		MS2	-	2644000R1		
9K5N(+)	18	YL	TXL	3572112R1		MS1	-	2644000R1		
9K5N(+)	18	YL	TXL	3572112R1	3596926C1	1400	8	N/A	3562309C1	
9K5N(-)	18	GN	TXL	3572112R1		MS2	-	2644000R1		
9K5N(-)	18	GN	TXL	3572112R1	3596926C1	1400	7	N/A	3562309C1	
9K5P(+)	18	YL	TXL	3572112R1	3595625C1	1703M	53	N/A		
9K5P(+)	18	YL	TXL	3572112R1		MS1	-	2644000R1		
9K5P(-)	18	GN	TXL	3572112R1	3595625C1	1703M	52	N/A		
9K5P(-)	18	GN	TXL	3572112R1		MS2	-	2644000R1		

Circuit Number	Gauge	Color	Insulation	Terminal Splice	Connector Body	Connector		Seal / Sleeve	Lock 1	Lock 2
				Number	Part Numbers	Number	Cavity			
9K5R(+)	18	YL	TXL	3572112R1	3595624C1	1703F	53	SWS_N_REQ		
9K5R(+)	18	YL	TXL	3572112R1	3595621C1	1702	11	N/A	3598918C1	3598919C1
9K5R(-)	18	GN	TXL	3572112R1	3595624C1	1703F	52	SWS_N_REQ		
9K5R(-)	18	GN	TXL	3572112R1	3595621C1	1702	17	N/A	3598918C1	3598919C1
9L5BA(+)	18	YL	TXL	3572112R1	3759005C1	1606	P	N/A	3573833C1	
9L5BA(+)	18	YL	TXL	3572112R1		AS5	-	2644000R1		
9L5BA(-)	18	GN	TXL	3572112R1	3759005C1	1606	N	N/A	3573833C1	
9L5BA(-)	18	GN	TXL	3572112R1		AS4	-	2644000R1		
9L5BB(+)	18	YL	TXL	3572112R1	3683465C1	1939-1	A	N/A	3683466C1	3573833C1
9L5BB(+)	18	YL	TXL	3572112R1		AS5	-	2644000R1		
9L5BB(-)	18	GN	TXL	3572112R1	3683465C1	1939-1	B	N/A	3683466C1	3573833C1
9L5BB(-)	18	GN	TXL	3572112R1		AS4	-	2644000R1		
9L5BC(+)	18	YL	TXL	3572112R1		AS5	-	2644000R1		
9L5BC(+)	18	YL	TXL	3572112R1		AS10	-	2644000R1		
9L5BC(-)	18	GN	TXL	3572112R1		AS4	-	2644000R1		
9L5BC(-)	18	GN	TXL	3572112R1		AS11	-	2644000R1		
9L5BD(+)	18	YL	TXL	3572112R1	1661200C1	3200M	B	N/A		
9L5BD(+)	18	YL	TXL	3572112R1		AS10	-	2644000R1		
9L5BD(-)	18	GN	TXL	3572112R1	1661200C1	3200M	A	N/A		
9L5BD(-)	18	GN	TXL	3572112R1		AS11	-	2644000R1		
9L5BE(+)	18	YL	TXL	3572112R1		AS10	-	2644000R1		
9L5BE(+)	18	YL	TXL	3572112R1		BS15	-	2644000R1		
9L5BE(-)	18	GN	TXL	3572112R1		AS11	-	2644000R1		
9L5BE(-)	18	GN	TXL	3572112R1		BS16	-	2644000R1		
9L5BF(+)	18	YL	TXL	3572112R1	4063156C1		9 B	N/A		
9L5BF(+)	18	YL	TXL	3572112R1		BS15	-	2644000R1		
9L5BF(-)	18	GN	TXL	3572112R1	4063156C1		9 C	N/A		
9L5BF(-)	18	GN	TXL	3572112R1		BS16	-	2644000R1		
9L5BG(+)	18	YL	TXL	3572112R1		BS15	-	2644000R1		
9L5BG(+)	18	YL	TXL	3572112R1	3522071C1	1101M	5	N/A		
9L5BG(-)	18	GN	TXL	3572112R1		BS16	-	2644000R1		
9L5BG(-)	18	GN	TXL	3572112R1	3522071C1	1101M	6	N/A		

Circuit Number	Gauge	Color	Insulation	Terminal Splice	Connector Body	Connector		Seal / Sleeve	Lock 1	Lock 2
				Number	Part Numbers	Number	Cavity			
9L5BH(+)	18	YL	TXL	3572112R1	3768593C1	1101F	5	N/A		
9L5BH(+)	18	YL	TXL	3572112R1		LS3	-	2644000R1		
9L5BH(-)	18	GN	TXL	3572112R1	3768593C1	1101F	6	N/A		
9L5BH(-)	18	GN	TXL	3572112R1		LS4	-	2644000R1		
9L5BJ(+)	18	YL	TXL	3572112R1	3683465C1	1939-1	A	N/A	3683466C1	3573833C1
9L5BJ(+)	18	YL	TXL	3572112R1		LS3	-	2644000R1		
9L5BJ(-)	18	GN	TXL	3572112R1	3683465C1	1939-1	B	N/A	3683466C1	3573833C1
9L5BJ(-)	18	GN	TXL	3572112R1		LS4	-	2644000R1		
9L5CK(+)	18	YL	TXL	3572112R1	1661200C1	3204M	B	N/A		
9L5CK(+)	18	YL	TXL	3572112R1		LS3	-	2644000R1		
9L5CK(-)	18	GN	TXL	3572112R1	1661200C1	3204M	A	N/A		
9L5CK(-)	18	GN	TXL	3572112R1		LS4	-	2644000R1		
9M5A(+)	18	YL	TXL	3572112R1	3683465C1	1939_5	A	N/A	3683466C1	3573833C1
9M5A(+)	18	YL	TXL	3572112R1		AS17	-	2644000R1		
9M5A(-)	18	GN	TXL	3572112R1	3683465C1	1939_5	B	N/A	3683466C1	3573833C1
9M5A(-)	18	GN	TXL	3572112R1		AS18	-	2644000R1		
9M5B(+)	18	YL	TXL	3572112R1	3759005C1	1606	H	N/A	3573833C1	
9M5B(+)	18	YL	TXL	3572112R1		AS17	-	2644000R1		
9M5B(-)	18	GN	TXL	3572112R1	3759005C1	1606	G	N/A	3573833C1	
9M5B(-)	18	GN	TXL	3572112R1		AS18	-	2644000R1		
9M5C(+)	18	YL	TXL	3572112R1		AS17	-	2644000R1		
9M5C(+)	18	YL	TXL	3572112R1		AS34	-	2644000R1		
9M5C(-)	18	GN	TXL	3572112R1		AS18	-	2644000R1		
9M5C(-)	18	GN	TXL	3572112R1		AS35	-	2644000R1		
9M5D(+)	18	YL	TXL	3572112R1	3757649C1	1650	Conne	ti N/A		
9M5D(+)	18	YL	TXL	3572112R1	A	AS34	-	2644000		
9M5D(-)	18	GN	TXL	3572112R1	3757649C1	1650	Conne	ti N/A		
9M5D(-)	18	GN	TXL	3572112R1	A	AS35	-	2644000		
9M5E(+)	18	YL	TXL	3572112R1		AS34	-	2644000R1		
9M5E(+)	18	YL	TXL	3572112R1		CS3	-	2644000R1		
9M5E(-)	18	GN	TXL	3572112R1		AS35	-	2644000R1		
9M5E(-)	18	GN	TXL	3572112R1		CS4	-	2644000R1		

Circuit Number	Gauge	Color	Insulation	Terminal Splice	Connector Body	Connector		Seal / Sleeve	Lock 1	Lock 2
				Number	Part Numbers	Number	Cavity			
9M5G(+)	18	YL	TXL	3572112R1	3710061C1	1500A	A9	N/A	3539892C1	3539893C1
9M5G(+)	18	YL	TXL	3572112R1		CS3	-	2644000R1		
9M5G(-)	18	GN	TXL	3572112R1	3710061C1	1500A	A10	N/A	3539892C1	3539893C1
9M5G(-)	18	GN	TXL	3572112R1		CS4	-	2644000R1		
9M5H(+)	18	YL	TXL	3572112R1		CS3	-	2644000R1		
9M5H(+)	18	YL	TXL	3572112R1		DS30	-	2644000R1		
9M5H(-)	18	GN	TXL	3572112R1		CS4	-	2644000R1		
9M5H(-)	18	GN	TXL	3572112R1		DS32	-	2644000R1		
9M5J(+)	18	YL	TXL	3572112R1	4064551C1	7900F	E	N/A		
9M5J(+)	18	YL	TXL	3572112R1		DS30	-	2644000R1		
9M5J(-)	18	GN	TXL	3572112R1	4064551C1	7900F	F	N/A		
9M5J(-)	18	GN	TXL	3572112R1		DS32	-	2644000R1		
9M5K(+)	18	YL	TXL	3572112R1		DS30	-	2644000R1		
9M5K(+)	18	YL	TXL	3572112R1		MS1	-	2644000R1		
9M5K(-)	18	GN	TXL	3572112R1		DS32	-	2644000R1		
9M5K(-)	18	GN	TXL	3572112R1		MS2	-	2644000R1		
9M5N(+)	18	YL	TXL	3572112R1	3557922C1	1420	3	N/A	3549120C1	
9M5N(+)	18	YL	TXL	3572112R1		MS1	-	2644000R1		
9M5N(-)	18	GN	TXL	3572112R1	3557922C1	1420	1	N/A	3549120C1	
9M5N(-)	18	GN	TXL	3572112R1		MS2	-	2644000R1		
9M5P(+)	18	YL	TXL	3572112R1	3595625C1	1703M	53	N/A		
9M5P(+)	18	YL	TXL	3572112R1		MS1	-	2644000R1		
9M5P(-)	18	GN	TXL	3572112R1	3595625C1	1703M	52	N/A		
9M5P(-)	18	GN	TXL	3572112R1		MS2	-	2644000R1		
9M5R(+)	18	YL	TXL	3572112R1	3595624C1	1703F	53	SWS_N_REQ		
9M5R(+)	18	YL	TXL	3572112R1	3595621C1	1702	11	N/A	3598918C1	3598919C1
9M5R(-)	18	GN	TXL	3572112R1	3595624C1	1703F	52	SWS_N_REQ		
9M5R(-)	18	GN	TXL	3572112R1	3595621C1	1702	17	N/A	3598918C1	3598919C1
9N5A(+)	18	YL	TXL	3572112R1	3683465C1	1939_5	A	N/A	3683466C1	3573833C1
9N5A(+)	18	YL	TXL	3572112R1		AS17	-	2644000R1		
9N5A(-)	18	GN	TXL	3572112R1	3683465C1	1939_5	B	N/A	3683466C1	3573833C1
9N5A(-)	18	GN	TXL	3572112R1		AS18	-	2644000R1		

Circuit Number	Gauge	Color	Insulation	Terminal Splice	Connector Body	Connector		Seal / Sleeve	Lock 1	Lock 2
				Number	Part Numbers	Number	Cavity			
9N5B(+)	18	YL	TXL	3572112R1	3759005C1	1606	H	N/A	3573833C1	
9N5B(+)	18	YL	TXL	3572112R1		AS17	-	2644000R1		
9N5B(-)	18	GN	TXL	3572112R1	3759005C1	1606	G	N/A	3573833C1	
9N5B(-)	18	GN	TXL	3572112R1		AS18	-	2644000R1		
9N5C(+)	18	YL	TXL	3572112R1		AS17	-	2644000R1		
9N5C(+)	18	YL	TXL	3572112R1		AS34	-	2644000R1		
9N5C(-)	18	GN	TXL	3572112R1		AS18	-	2644000R1		
9N5C(-)	18	GN	TXL	3572112R1		AS35	-	2644000R1		
9N5D(+)	18	YL	TXL	3572112R1	3757649C1	1650	Conne	ti N/A		
9N5D(+)	18	YL	TXL	3572112R1	A	AS34	-	2644000		
9N5D(-)	18	GN	TXL	3572112R1	3757649C1	1650	Conne	ti N/A		
9N5D(-)	18	GN	TXL	3572112R1	A	AS35	-	2644000		
9N5E(+)	18	YL	TXL	3572112R1		AS34	-	2644000R1		
9N5E(+)	18	YL	TXL	3572112R1		CS3	-	2644000R1		
9N5E(-)	18	GN	TXL	3572112R1		AS35	-	2644000R1		
9N5E(-)	18	GN	TXL	3572112R1		CS4	-	2644000R1		
9N5G(+)	18	YL	TXL	3572112R1	3710061C1	1500A	A9	N/A	3539892C1	3539893C1
9N5G(+)	18	YL	TXL	3572112R1		CS3	-	2644000R1		
9N5G(-)	18	GN	TXL	3572112R1	3710061C1	1500A	A10	N/A	3539892C1	3539893C1
9N5G(-)	18	GN	TXL	3572112R1		CS4	-	2644000R1		
9N5H(+)	18	YL	TXL	3572112R1		CS3	-	2644000R1		
9N5H(+)	18	YL	TXL	3572112R1		DS30	-	2644000R1		
9N5H(-)	18	GN	TXL	3572112R1		CS4	-	2644000R1		
9N5H(-)	18	GN	TXL	3572112R1		DS32	-	2644000R1		
9N5J(+)	18	YL	TXL	3572112R1		DS30	-	2644000R1		
9N5J(+)	18	YL	TXL	3572112R1	4064551C1	7900F	E	N/A		
9N5J(-)	18	GN	TXL	3572112R1		DS32	-	2644000R1		
9N5J(-)	18	GN	TXL	3572112R1	4064551C1	7900F	F	N/A		
9N5K(+)	18	YL	TXL	3572112R1		DS30	-	2644000R1		
9N5K(+)	18	YL	TXL	3572112R1		MS1	-	2644000R1		
9N5K(-)	18	GN	TXL	3572112R1		DS32	-	2644000R1		
9N5K(-)	18	GN	TXL	3572112R1		MS2	-	2644000R1		

Circuit Number	Gauge	Color	Insulation	Terminal Splice	Connector Body	Connector		Seal / Sleeve	Lock 1	Lock 2
				Number	Part Numbers	Number	Cavity			
9N5N(+)	18	YL	TXL	3572112R1	3596926C1	1400	8	N/A	3562309C1	
9N5N(+)	18	YL	TXL	3572112R1		MS1	-	2644000R1		
9N5N(-)	18	GN	TXL	3572112R1	3596926C1	1400	7	N/A	3562309C1	
9N5N(-)	18	GN	TXL	3572112R1		MS2	-	2644000R1		
9N5P(+)	18	YL	TXL	3572112R1	3595625C1	1703M	53	N/A		
9N5P(+)	18	YL	TXL	3572112R1		MS1	-	2644000R1		
9N5P(-)	18	GN	TXL	3572112R1	3595625C1	1703M	52	N/A		
9N5P(-)	18	GN	TXL	3572112R1		MS2	-	2644000R1		
9N5R(+)	18	YL	TXL	3572112R1	3595624C1	1703F	53	SWS_N_REQ		
9N5R(+)	18	YL	TXL	3572112R1	3595621C1	1702	11	N/A	3598918C1	3598919C1
9N5R(-)	18	GN	TXL	3572112R1	3595624C1	1703F	52	SWS_N_REQ		
9N5R(-)	18	GN	TXL	3572112R1	3595621C1	1702	17	N/A	3598918C1	3598919C1
9P5BA(+)	18	YL	TXL	3572112R1	3683465C1	1939_2	A	N/A	3683466C1	3573833C1
9P5BA(+)	18	YL	TXL	3572112R1		BS18	-	2644000R1		
9P5BA(-)	18	GN	TXL	3572112R1	3683465C1	1939_2	B	N/A	3683466C1	3573833C1
9P5BA(-)	18	GN	TXL	3572112R1		BS19	-	2644000R1		
9P5BB(+)	18	YL	TXL	3572112R1	3598705C1	1602	F6	N/A	1618846C1	1618847C1
9P5BB(+)	18	YL	TXL	3572112R1		BS18	-	2644000R1		
9P5BB(-)	18	GN	TXL	3572112R1	3598705C1	1602	F5	N/A	1618846C1	1618847C1
9P5BB(-)	18	GN	TXL	3572112R1		BS19	-	2644000R1		
9P5BC(+)	18	YL	TXL	3572112R1	3601838C1	1024	M	N/A	3601839C1	
9P5BC(+)	18	YL	TXL	3572112R1		BS18	-	2644000R1		
9P5BC(-)	18	GN	TXL	3572112R1	3601838C1	1024	A	N/A	3601839C1	
9P5BC(-)	18	GN	TXL	3572112R1		BS19	-	2644000R1		
9P5BD(+)	18	YL	TXL	3572112R1	3601838C1	1024	K	N/A	3601839C1	
9P5BD(+)	18	YL	TXL	3572112R1	3601838C1	1024	J	N/A	3601839C1	
9P5BD(-)	18	GN	TXL	3572112R1	3601838C1	1024	C	N/A	3601839C1	
9P5BD(-)	18	GN	TXL	3572112R1	3601838C1	1024	D	N/A	3601839C1	
9P5BE(+)	18	YL	TXL	3572112R1	3601838C1	1024	G	N/A	3601839C1	
9P5BE(+)	18	YL	TXL	3572112R1	3601838C1	1028	M	N/A	3601839C1	
9P5BE(-)	18	GN	TXL	3572112R1	3601838C1	1024	F	N/A	3601839C1	
9P5BE(-)	18	GN	TXL	3572112R1	3601838C1	1028	A	N/A	3601839C1	

Circuit Number	Gauge	Color	Insulation	Terminal Splice	Connector Body	Connector		Seal / Sleeve	Lock 1	Lock 2
				Number	Part Numbers	Number	Cavity			
9P5BF(+)	18	YL	TXL	3572112R1	3601838C1	1028	K	N/A	3601839C1	
9P5BF(+)	18	YL	TXL	3572112R1	3601838C1	1028	J	N/A	3601839C1	
9P5BF(-)	18	GN	TXL	3572112R1	3601838C1	1028	C	N/A	3601839C1	
9P5BF(-)	18	GN	TXL	3572112R1	3601838C1	1028	D	N/A	3601839C1	
9P5BG(+)	18	YL	TXL	3572112R1	3601838C1	1028	G	N/A	3601839C1	
9P5BG(+)	18	YL	TXL	3572112R1	3601838C1	1025	M	N/A	3601839C1	
9P5BG(-)	18	GN	TXL	3572112R1	3601838C1	1028	F	N/A	3601839C1	
9P5BG(-)	18	GN	TXL	3572112R1	3601838C1	1025	A	N/A	3601839C1	
9P5BH(+)	18	YL	TXL	3572112R1	3601838C1	1025	K	N/A	3601839C1	
9P5BH(+)	18	YL	TXL	3572112R1	3601838C1	1025	J	N/A	3601839C1	
9P5BH(-)	18	GN	TXL	3572112R1	3601838C1	1025	C	N/A	3601839C1	
9P5BH(-)	18	GN	TXL	3572112R1	3601838C1	1025	D	N/A	3601839C1	
9P5BJ(+)	18	YL	TXL	3572112R1	3601838C1	1025	G	N/A	3601839C1	
9P5BJ(+)	18	YL	TXL	3572112R1	3683465C1	1935N	A	N/A	3683466C1	3573833C1
9P5BJ(-)	18	GN	TXL	3572112R1	3601838C1	1025	F	N/A	3601839C1	
9P5BJ(-)	18	GN	TXL	3572112R1	3683465C1	1935N	B	N/A	3683466C1	3573833C1
9Q5A(+)	18	YL	TXL	3572112R1	3683465C1	1939_5	A	N/A	3683466C1	3573833C1
9Q5A(+)	18	YL	TXL	3572112R1		AS17	-	2644000R1		
9Q5A(-)	18	GN	TXL	3572112R1	3683465C1	1939_5	B	N/A	3683466C1	3573833C1
9Q5A(-)	18	GN	TXL	3572112R1		AS18	-	2644000R1		
9Q5B(+)	18	YL	TXL	3572112R1	3759005C1	1606	H	N/A	3573833C1	
9Q5B(+)	18	YL	TXL	3572112R1		AS17	-	2644000R1		
9Q5B(-)	18	GN	TXL	3572112R1	3759005C1	1606	G	N/A	3573833C1	
9Q5B(-)	18	GN	TXL	3572112R1		AS18	-	2644000R1		
9Q5C(+)	18	YL	TXL	3572112R1		AS17	-	2644000R1		
9Q5C(+)	18	YL	TXL	3572112R1		AS34	-	2644000R1		
9Q5C(-)	18	GN	TXL	3572112R1		AS18	-	2644000R1		
9Q5C(-)	18	GN	TXL	3572112R1		AS35	-	2644000R1		
9Q5D(+)	18	YL	TXL	3572112R1	3757649C1	1650	Conne	ti N/A		
9Q5D(+)	18	YL	TXL	3572112R1	A	AS34	-	2644000		
9Q5D(-)	18	GN	TXL	3572112R1	3757649C1	1650	Conne	ti N/A		
9Q5D(-)	18	GN	TXL	3572112R1	A	AS35	-	2644000		

Circuit Number	Gauge	Color	Insulation	Terminal Splice	Connector Body	Connector		Seal / Sleeve	Lock 1	Lock 2
				Number	Part Numbers	Number	Cavity			
9Q5E(+)	18	YL	TXL	3572112R1		AS34	-	2644000R1		
9Q5E(+)	18	YL	TXL	3572112R1		CS3	-	2644000R1		
9Q5E(-)	18	GN	TXL	3572112R1		AS35	-	2644000R1		
9Q5E(-)	18	GN	TXL	3572112R1		CS4	-	2644000R1		
9Q5G(+)	18	YL	TXL	3572112R1	3710061C1	1500A	A9	N/A	3539892C1	3539893C1
9Q5G(+)	18	YL	TXL	3572112R1		CS3	-	2644000R1		
9Q5G(-)	18	GN	TXL	3572112R1	3710061C1	1500A	A10	N/A	3539892C1	3539893C1
9Q5G(-)	18	GN	TXL	3572112R1		CS4	-	2644000R1		
9Q5H(+)	18	YL	TXL	3572112R1		CS3	-	2644000R1		
9Q5H(+)	18	YL	TXL	3572112R1		DS30	-	2644000R1		
9Q5H(-)	18	GN	TXL	3572112R1		CS4	-	2644000R1		
9Q5H(-)	18	GN	TXL	3572112R1		DS32	-	2644000R1		
9Q5J(+)	18	YL	TXL	3572112R1	3605446C91	1852	8	N/A		
9Q5J(+)	18	YL	TXL	3572112R1		DS30	-	2644000R1		
9Q5J(-)	18	GN	TXL	3572112R1	3605446C91	1852	15	N/A		
9Q5J(-)	18	GN	TXL	3572112R1		DS32	-	2644000R1		
9Q5K(+)	18	YL	TXL	3572112R1		DS30	-	2644000R1		
9Q5K(+)	18	YL	TXL	3572112R1		MS1	-	2644000R1		
9Q5K(-)	18	GN	TXL	3572112R1		DS32	-	2644000R1		
9Q5K(-)	18	GN	TXL	3572112R1		MS2	-	2644000R1		
9Q5N(+)	18	YL	TXL	3572112R1	3557922C1	1420	3	N/A	3549120C1	
9Q5N(+)	18	YL	TXL	3572112R1		MS1	-	2644000R1		
9Q5N(-)	18	GN	TXL	3572112R1	3557922C1	1420	1	N/A	3549120C1	
9Q5N(-)	18	GN	TXL	3572112R1		MS2	-	2644000R1		
9Q5P(+)	18	YL	TXL	3572112R1	3595625C1	1703M	53	N/A		
9Q5P(+)	18	YL	TXL	3572112R1		MS1	-	2644000R1		
9Q5P(-)	18	GN	TXL	3572112R1	3595625C1	1703M	52	N/A		
9Q5P(-)	18	GN	TXL	3572112R1		MS2	-	2644000R1		
9Q5R(+)	18	YL	TXL	3572112R1	3595624C1	1703F	53	SWS_N_REQ		
9Q5R(+)	18	YL	TXL	3572112R1	3595621C1	1702	11	N/A	3598918C1	3598919C1
9Q5R(-)	18	GN	TXL	3572112R1	3595624C1	1703F	52	SWS_N_REQ		
9Q5R(-)	18	GN	TXL	3572112R1	3595621C1	1702	17	N/A	3598918C1	3598919C1

Circuit Number	Gauge	Color	Insulation	Terminal Splice	Connector Body	Connector		Seal / Sleeve	Lock 1	Lock 2
				Number	Part Numbers	Number	Cavity			
9R5A(+)	18	YL	TXL	3572112R1	3683465C1	1939_5	A	N/A	3683466C1	3573833C1
9R5A(+)	18	YL	TXL	3572112R1		AS17	-	2644000R1		
9R5A(-)	18	GN	TXL	3572112R1	3683465C1	1939_5	B	N/A	3683466C1	3573833C1
9R5A(-)	18	GN	TXL	3572112R1		AS18	-	2644000R1		
9R5B(+)	18	YL	TXL	3572112R1	3759005C1	1606	H	N/A	3573833C1	
9R5B(+)	18	YL	TXL	3572112R1		AS17	-	2644000R1		
9R5B(-)	18	GN	TXL	3572112R1	3759005C1	1606	G	N/A	3573833C1	
9R5B(-)	18	GN	TXL	3572112R1		AS18	-	2644000R1		
9R5C(+)	18	YL	TXL	3572112R1		AS17	-	2644000R1		
9R5C(+)	18	YL	TXL	3572112R1		AS34	-	2644000R1		
9R5C(-)	18	GN	TXL	3572112R1		AS18	-	2644000R1		
9R5C(-)	18	GN	TXL	3572112R1		AS35	-	2644000R1		
9R5D(+)	18	YL	TXL	3572112R1	3544066C1	1650MA	C	N/A		
9R5D(+)	18	YL	TXL	3572112R1		AS34	-	2644000R1		
9R5D(-)	18	GN	TXL	3572112R1	3544066C1	1650MA	D	N/A		
9R5D(-)	18	GN	TXL	3572112R1		AS35	-	2644000R1		
9R5E(+)	18	YL	TXL	3572112R1		AS34	-	2644000R1		
9R5E(+)	18	YL	TXL	3572112R1		CS3	-	2644000R1		
9R5E(-)	18	GN	TXL	3572112R1		AS35	-	2644000R1		
9R5E(-)	18	GN	TXL	3572112R1		CS4	-	2644000R1		
9R5G(+)	18	YL	TXL	3572112R1		CS3	-	2644000R1		
9R5G(+)	18	YL	TXL	3572112R1	3710061C1	1500A	A9	N/A	3539892C1	3539893C1
9R5G(-)	18	GN	TXL	3572112R1	3710061C1	1500A	A10	N/A	3539892C1	3539893C1
9R5G(-)	18	GN	TXL	3572112R1		CS4	-	2644000R1		
9R5H(+)	18	YL	TXL	3572112R1		CS3	-	2644000R1		
9R5H(+)	18	YL	TXL	3572112R1		MS1	-	2644000R1		
9R5H(-)	18	GN	TXL	3572112R1		CS4	-	2644000R1		
9R5H(-)	18	GN	TXL	3572112R1		MS2	-	2644000R1		
9R5N(+)	18	YL	TXL	3572112R1	3557922C1	1420	3	N/A	3549120C1	
9R5N(+)	18	YL	TXL	3572112R1		MS1	-	2644000R1		
9R5N(-)	18	GN	TXL	3572112R1	3557922C1	1420	1	N/A	3549120C1	
9R5N(-)	18	GN	TXL	3572112R1		MS2	-	2644000R1		

Circuit Number	Gauge	Color	Insulation	Terminal Splice	Connector Body	Connector		Seal / Sleeve	Lock 1	Lock 2
				Number	Part Numbers	Number	Cavity			
9R5P(+)	18	YL	TXL	3572112R1	3595625C1	1703M	53	N/A		
9R5P(+)	18	YL	TXL	3572112R1		MS1	-	2644000R1		
9R5P(-)	18	GN	TXL	3572112R1	3595625C1	1703M	52	N/A		
9R5P(-)	18	GN	TXL	3572112R1		MS2	-	2644000R1		
9R5R(+)	18	YL	TXL	3572112R1	3595624C1	1703F	53	SWS_N_REQ		
9R5R(+)	18	YL	TXL	3572112R1	3595621C1	1702	11	N/A	3598918C1	3598919C1
9R5R(-)	18	GN	TXL	3572112R1	3595624C1	1703F	52	SWS_N_REQ		
9R5R(-)	18	GN	TXL	3572112R1	3595621C1	1702	17	N/A	3598918C1	3598919C1
9S5AA(+)	18	YL	TXL	3572112R1	3759005C1	1606	E	N/A	3573833C1	
9S5AA(+)	18	YL	TXL	3572112R1		AS14	-	2644000R1		
9S5AA(-)	18	GN	TXL	3572112R1	3759005C1	1606	D	N/A	3573833C1	
9S5AA(-)	18	GN	TXL	3572112R1		AS13	-	2644000R1		
9S5AB(+)	18	YL	TXL	3572112R1	3683465C1	1939-2	A	N/A	3683466C1	3573833C1
9S5AB(+)	18	YL	TXL	3572112R1		AS14	-	2644000R1		
9S5AB(-)	18	GN	TXL	3572112R1	3683465C1	1939-2	B	N/A	3683466C1	3573833C1
9S5AB(-)	18	GN	TXL	3572112R1		AS13	-	2644000R1		
9S5AC(+)	18	YL	TXL	3572112R1		AS14	-	2644000R1		
9S5AC(+)	18	YL	TXL	3572112R1		AS36	-	2644000R1		
9S5AC(-)	18	GN	TXL	3572112R1		AS13	-	2644000R1		
9S5AC(-)	18	GN	TXL	3572112R1		AS37	-	2644000R1		
9S5AD(+)	18	YL	TXL	3572112R1	3757649C1	1650	Conne	ti N/A		
9S5AD(+)	18	YL	TXL	3572112R1	A	AS36	-	2644000		
9S5AD(-)	18	GN	TXL	3572112R1	3757649C1	1650	Conne	ti N/A		
9S5AD(-)	18	GN	TXL	3572112R1	A	AS37	-	2644000		
9S5AE(+)	18	YL	TXL	3572112R1		AS36	-	2644000R1		
9S5AE(+)	18	YL	TXL	3572112R1		BS13	-	2644000R1		
9S5AE(-)	18	GN	TXL	3572112R1		AS37	-	2644000R1		
9S5AE(-)	18	GN	TXL	3572112R1		BS14	-	2644000R1		
9S5AF(+)	20	YL	193	3858761R1	3768152C1	1200A	7	N/A		
9S5AF(+)	20	YL	193	3858761R1		BS13	-	2644000R1		
9S5AF(-)	20	GN	193	3858761R1	3768152C1	1200A	8	N/A		
9S5AF(-)	20	GN	193	3858761R1		BS14	-	2644000R1		

Circuit Number	Gauge	Color	Insulation	Terminal Splice	Connector Body	Connector		Seal / Sleeve	Lock 1	Lock 2
				Number	Part Numbers	Number	Cavity			
9S5AG(+)	18	YL	TXL	3572112R1		BS13	-	2644000R1		
9S5AG(+)	18	YL	TXL	3572112R1		JS6	-	2644000R1		
9S5AG(-)	18	GN	TXL	3572112R1		BS14	-	2644000R1		
9S5AG(-)	18	GN	TXL	3572112R1		JS8	-	2644000R1		
9S5AH(+)	18	YL	TXL	3572112R1	3597143C1	1300	1	N/A		
9S5AH(+)	18	YL	TXL	3572112R1		JS6	-	2644000R1		
9S5AH(-)	18	GN	TXL	3572112R1	3597143C1	1300	2	N/A		
9S5AH(-)	18	GN	TXL	3572112R1		JS8	-	2644000R1		
9S5AJ(+)	18	YL	TXL	3572112R1		JS6	-	2644000R1		
9S5AJ(+)	18	YL	TXL	3572112R1	3683465C1	1939-2	A	N/A	3683466C1	3573833C1
9S5AJ(-)	18	GN	TXL	3572112R1		JS8	-	2644000R1		
9S5AJ(-)	18	GN	TXL	3572112R1	3683465C1	1939-2	B	N/A	3683466C1	3573833C1
9T5AA(+)	18	YL	TXL	3572112R1	3759005C1	1606	E	N/A	3573833C1	
9T5AA(+)	18	YL	TXL	3572112R1		AS14	-	2644000R1		
9T5AA(-)	18	GN	TXL	3572112R1	3759005C1	1606	D	N/A	3573833C1	
9T5AA(-)	18	GN	TXL	3572112R1		AS13	-	2644000R1		
9T5AB(+)	18	YL	TXL	3572112R1	3683465C1	1939-2	A	N/A	3683466C1	3573833C1
9T5AB(+)	18	YL	TXL	3572112R1		AS14	-	2644000R1		
9T5AB(-)	18	GN	TXL	3572112R1	3683465C1	1939-2	B	N/A	3683466C1	3573833C1
9T5AB(-)	18	GN	TXL	3572112R1		AS13	-	2644000R1		
9T5AC(+)	18	YL	TXL	3572112R1		AS14	-	2644000R1		
9T5AC(+)	18	YL	TXL	3572112R1		AS36	-	2644000R1		
9T5AC(-)	18	GN	TXL	3572112R1		AS13	-	2644000R1		
9T5AC(-)	18	GN	TXL	3572112R1		AS37	-	2644000R1		
9T5AD(+)	18	YL	TXL	3572112R1	3757649C1	1650	Conne	ti N/A		
9T5AD(+)	18	YL	TXL	3572112R1	A	AS36	-	2644000		
9T5AD(-)	18	GN	TXL	3572112R1	3757649C1	1650	Conne	ti N/A		
9T5AD(-)	18	GN	TXL	3572112R1	A	AS37	-	2644000		
9T5AE(+)	18	YL	TXL	3572112R1		AS36	-	2644000R1		
9T5AE(+)	18	YL	TXL	3572112R1		BS13	-	2644000R1		
9T5AE(-)	18	GN	TXL	3572112R1		AS37	-	2644000R1		
9T5AE(-)	18	GN	TXL	3572112R1		BS14	-	2644000R1		

Circuit Number	Gauge	Color	Insulation	Terminal Splice	Connector Body	Connector		Seal / Sleeve	Lock 1	Lock 2
				Number	Part Numbers	Number	Cavity			
9T5AF(+)	20	YL	193	3858761R1		BS13	-	2644000R1		
9T5AF(+)	20	YL	193	3858761R1	3768152C1	1200A	7	N/A		
9T5AF(-)	20	GN	193	3858761R1		BS14	-	2644000R1		
9T5AF(-)	20	GN	193	3858761R1	3768152C1	1200A	8	N/A		
9T5AG(+)	18	YL	TXL	3572112R1		BS13	-	2644000R1		
9T5AG(+)	18	YL	TXL	3572112R1	3601838C1	1026	M	N/A	3601839C1	
9T5AG(-)	18	GN	TXL	3572112R1		BS14	-	2644000R1		
9T5AG(-)	18	GN	TXL	3572112R1	3601838C1	1026	A	N/A	3601839C1	
9T5AH(+)	18	YL	TXL	3572112R1	3601838C1	1026	K	N/A	3601839C1	
9T5AH(+)	18	YL	TXL	3572112R1	3601838C1	1026	J	N/A	3601839C1	
9T5AH(-)	18	GN	TXL	3572112R1	3601838C1	1026	C	N/A	3601839C1	
9T5AH(-)	18	GN	TXL	3572112R1	3601838C1	1026	D	N/A	3601839C1	
9T5AJ(+)	18	YL	TXL	3572112R1		JS6	-	2644000R1		
9T5AJ(+)	18	YL	TXL	3572112R1	3601838C1	1026	G	N/A	3601839C1	
9T5AJ(-)	18	GN	TXL	3572112R1		JS8	-	2644000R1		
9T5AJ(-)	18	GN	TXL	3572112R1	3601838C1	1026	F	N/A	3601839C1	
9T5AK(+)	18	YL	TXL	3572112R1		JS6	-	2644000R1		
9T5AK(+)	18	YL	TXL	3572112R1	3597143C1	1300	1	N/A		
9T5AK(-)	18	GN	TXL	3572112R1		JS8	-	2644000R1		
9T5AK(-)	18	GN	TXL	3572112R1	3597143C1	1300	2	N/A		
9T5AL(+)	18	YL	TXL	3572112R1		JS6	-	2644000R1		
9T5AL(+)	18	YL	TXL	3572112R1	3683465C1	1939-2	A	N/A	3683466C1	3573833C1
9T5AL(-)	18	GN	TXL	3572112R1		JS8	-	2644000R1		
9T5AL(-)	18	GN	TXL	3572112R1	3683465C1	1939-2	B	N/A	3683466C1	3573833C1
9U5A(+)	18	YL	TXL	3572112R1	3683465C1	1939_5	A	N/A	3683466C1	3573833C1
9U5A(+)	18	YL	TXL	3572112R1		AS17	-	2644000R1		
9U5A(-)	18	GN	TXL	3572112R1	3683465C1	1939_5	B	N/A	3683466C1	3573833C1
9U5A(-)	18	GN	TXL	3572112R1		AS18	-	2644000R1		
9U5B(+)	18	YL	TXL	3572112R1	3759005C1	1606	H	N/A	3573833C1	
9U5B(+)	18	YL	TXL	3572112R1		AS17	-	2644000R1		
9U5B(-)	18	GN	TXL	3572112R1	3759005C1	1606	G	N/A	3573833C1	
9U5B(-)	18	GN	TXL	3572112R1		AS18	-	2644000R1		

Circuit Number	Gauge	Color	Insulation	Terminal Splice	Connector Body	Connector		Seal / Sleeve	Lock 1	Lock 2
				Number	Part Numbers	Number	Cavity			
9U5C(+)	18	YL	TXL	3572112R1		AS17	-	2644000R1		
9U5C(+)	18	YL	TXL	3572112R1		AS34	-	2644000R1		
9U5C(-)	18	GN	TXL	3572112R1		AS18	-	2644000R1		
9U5C(-)	18	GN	TXL	3572112R1		AS35	-	2644000R1		
9U5D(+)	18	YL	TXL	3572112R1		AS34	-	2644000R1		
9U5D(+)	18	YL	TXL	3572112R1	3757649C1	1650	Conne	ti N/A		
9U5D(-)	18	GN	TXL	3572112R1	3757649C1	1650	Conne	ti N/A		
9U5D(-)	18	GN	TXL	3572112R1	A	AS35	-	2644000		
9U5E(+)	18	YL	TXL	3572112R1		AS34	-	2644000R1		
9U5E(+)	18	YL	TXL	3572112R1		CS3	-	2644000R1		
9U5E(-)	18	GN	TXL	3572112R1		AS35	-	2644000R1		
9U5E(-)	18	GN	TXL	3572112R1		CS4	-	2644000R1		
9U5G(+)	18	YL	TXL	3572112R1	3710061C1	1500A	A9	N/A	3539892C1	3539893C1
9U5G(+)	18	YL	TXL	3572112R1		CS3	-	2644000R1		
9U5G(-)	18	GN	TXL	3572112R1	3710061C1	1500A	A10	N/A	3539892C1	3539893C1
9U5G(-)	18	GN	TXL	3572112R1		CS4	-	2644000R1		
9U5H(+)	18	YL	TXL	3572112R1		MS1	-	2644000R1		
9U5H(+)	18	YL	TXL	3572112R1		CS3	-	2644000R1		
9U5H(-)	18	GN	TXL	3572112R1		MS2	-	2644000R1		
9U5H(-)	18	GN	TXL	3572112R1		CS4	-	2644000R1		
9U5N(+)	18	YL	TXL	3572112R1	3557922C1	1420	3	N/A	3549120C1	
9U5N(+)	18	YL	TXL	3572112R1		MS1	-	2644000R1		
9U5N(-)	18	GN	TXL	3572112R1	3557922C1	1420	1	N/A	3549120C1	
9U5N(-)	18	GN	TXL	3572112R1		MS2	-	2644000R1		
9U5P(+)	18	YL	TXL	3572112R1	3595625C1	1703M	53	N/A		
9U5P(+)	18	YL	TXL	3572112R1		MS1	-	2644000R1		
9U5P(-)	18	GN	TXL	3572112R1	3595625C1	1703M	52	N/A		
9U5P(-)	18	GN	TXL	3572112R1		MS2	-	2644000R1		
9U5PJ(+)	18	YL	TXL	3572112R1	3595624C1	1703F	53	SWS_N_REQ		
9U5PJ(+)	18	YL	TXL	3572112R1	3595621C1	1702	11	N/A	3598918C1	3598919C1
9U5PJ(-)	18	GN	TXL	3572112R1	3595624C1	1703F	52	SWS_N_REQ		
9U5PJ(-)	18	GN	TXL	3572112R1	3595621C1	1702	17	N/A	3598918C1	3598919C1

Circuit Number	Gauge	Color	Insulation	Terminal Splice	Connector Body	Connector		Seal / Sleeve	Lock 1	Lock 2
				Number	Part Numbers	Number	Cavity			
9V5BA(+)	18	YL	TXL	3572112R1	3759005C1	1606	P	N/A	3573833C1	
9V5BA(+)	18	YL	TXL	3572112R1		AS5	-	2644000R1		
9V5BA(-)	18	GN	TXL	3572112R1	3759005C1	1606	N	N/A	3573833C1	
9V5BA(-)	18	GN	TXL	3572112R1		AS4	-	2644000R1		
9V5BB(+)	18	YL	TXL	3572112R1	2005836C1	2600	B	N/A	2006504C1	
9V5BB(+)	18	YL	TXL	3572112R1		AS5	-	2644000R1		
9V5BB(-)	18	GN	TXL	3572112R1	2005836C1	2600	A	N/A	2006504C1	
9V5BB(-)	18	GN	TXL	3572112R1		AS4	-	2644000R1		
9V5BC(+)	18	YL	TXL	3572112R1		AS5	-	2644000R1		
9V5BC(+)	18	YL	TXL	3572112R1		AS10	-	2644000R1		
9V5BC(-)	18	GN	TXL	3572112R1		AS4	-	2644000R1		
9V5BC(-)	18	GN	TXL	3572112R1		AS11	-	2644000R1		
9V5BD(+)	18	YL	TXL	3572112R1	1661200C1	3200M	B	N/A		
9V5BD(+)	18	YL	TXL	3572112R1		AS10	-	2644000R1		
9V5BD(-)	18	GN	TXL	3572112R1	1661200C1	3200M	A	N/A		
9V5BD(-)	18	GN	TXL	3572112R1		AS11	-	2644000R1		
9V5BE(+)	18	YL	TXL	3572112R1		AS10	-	2644000R1		
9V5BE(+)	18	YL	TXL	3572112R1		BS15	-	2644000R1		
9V5BE(-)	18	GN	TXL	3572112R1		AS11	-	2644000R1		
9V5BE(-)	18	GN	TXL	3572112R1		BS16	-	2644000R1		
9V5BF(+)	18	YL	TXL	3572112R1	4063156C1		9 B	N/A		
9V5BF(+)	18	YL	TXL	3572112R1		BS15	-	2644000R1		
9V5BF(-)	18	GN	TXL	3572112R1	4063156C1		9 C	N/A		
9V5BF(-)	18	GN	TXL	3572112R1		BS16	-	2644000R1		
9V5BG(+)	18	YL	TXL	3572112R1		BS15	-	2644000R1		
9V5BG(+)	18	YL	TXL	3572112R1	3522071C1	1101M	5	N/A		
9V5BG(-)	18	GN	TXL	3572112R1		BS16	-	2644000R1		
9V5BG(-)	18	GN	TXL	3572112R1	3522071C1	1101M	6	N/A		
9V5BH(+)	18	YL	TXL	3572112R1	3768593C1	1101F	5	N/A		
9V5BH(+)	18	YL	TXL	3572112R1		LS3	-	2644000R1		
9V5BH(-)	18	GN	TXL	3572112R1	3768593C1	1101F	6	N/A		
9V5BH(-)	18	GN	TXL	3572112R1		LS4	-	2644000R1		

Circuit Number	Gauge	Color	Insulation	Terminal Splice	Connector Body	Connector		Seal / Sleeve	Lock 1	Lock 2
				Number	Part Numbers	Number	Cavity			
9V5BJ(+)	18	YL	TXL	3572112R1	3683465C1	1939-1	A	N/A	3683466C1	3573833C1
9V5BJ(+)	18	YL	TXL	3572112R1		LS3	-	2644000R1		
9V5BJ(-)	18	GN	TXL	3572112R1	3683465C1	1939-1	B	N/A	3683466C1	3573833C1
9V5BJ(-)	18	GN	TXL	3572112R1		LS4	-	2644000R1		
9V5CK(+)	18	YL	TXL	3572112R1	1661200C1	3204M	B	N/A		
9V5CK(+)	18	YL	TXL	3572112R1		LS3	-	2644000R1		
9V5CK(-)	18	GN	TXL	3572112R1	1661200C1	3204M	A	N/A		
9V5CK(-)	18	GN	TXL	3572112R1		LS4	-	2644000R1		
9W5AA(+)	18	YL	TXL	3572112R1	3759005C1	1606	E	N/A	3573833C1	
9W5AA(+)	18	YL	TXL	3572112R1		AS14	-	2644000R1		
9W5AA(-)	18	GN	TXL	3572112R1	3759005C1	1606	D	N/A	3573833C1	
9W5AA(-)	18	GN	TXL	3572112R1		AS13	-	2644000R1		
9W5AB(+)	18	YL	TXL	3572112R1	3683465C1	1939-2	A	N/A	3683466C1	3573833C1
9W5AB(+)	18	YL	TXL	3572112R1		AS14	-	2644000R1		
9W5AB(-)	18	GN	TXL	3572112R1	3683465C1	1939-2	B	N/A	3683466C1	3573833C1
9W5AB(-)	18	GN	TXL	3572112R1		AS13	-	2644000R1		
9W5AC(+)	18	YL	TXL	3572112R1		AS36	-	2644000R1		
9W5AC(+)	18	YL	TXL	3572112R1		AS14	-	2644000R1		
9W5AC(-)	18	GN	TXL	3572112R1		AS37	-	2644000R1		
9W5AC(-)	18	GN	TXL	3572112R1		AS13	-	2644000R1		
9W5AD(+)	18	YL	TXL	3572112R1		AS36	-	2644000R1		
9W5AD(+)	18	YL	TXL	3572112R1	3544066C1	1650MA	H	N/A		
9W5AD(-)	18	GN	TXL	3572112R1		AS37	-	2644000R1		
9W5AD(-)	18	GN	TXL	3572112R1	3544066C1	1650MA	J	N/A		
9W5AE(+)	18	YL	TXL	3572112R1		AS36	-	2644000R1		
9W5AE(+)	18	YL	TXL	3572112R1		BS13	-	2644000R1		
9W5AE(-)	18	GN	TXL	3572112R1		AS37	-	2644000R1		
9W5AE(-)	18	GN	TXL	3572112R1		BS14	-	2644000R1		
9W5AF(+)	20	YL	193	3858761R1	3768152C1	1200A	7	N/A		
9W5AF(+)	20	YL	193	3858761R1		BS13	-	2644000R1		
9W5AF(-)	20	GN	193	3858761R1	3768152C1	1200A	8	N/A		
9W5AF(-)	20	GN	193	3858761R1		BS14	-	2644000R1		

Circuit Number	Gauge	Color	Insulation	Terminal Splice	Connector Body	Connector		Seal / Sleeve	Lock 1	Lock 2
				Number	Part Numbers	Number	Cavity			
9W5AG(+)	18	YL	TXL	3572112R1		JS6	-	2644000R1		
9W5AG(+)	18	YL	TXL	3572112R1		BS13	-	2644000R1		
9W5AG(-)	18	GN	TXL	3572112R1		JS8	-	2644000R1		
9W5AG(-)	18	GN	TXL	3572112R1		BS14	-	2644000R1		
9W5AH(+)	18	YL	TXL	3572112R1		JS6	-	2644000R1		
9W5AH(+)	18	YL	TXL	3572112R1	3597143C1	1300	1	N/A		
9W5AH(-)	18	GN	TXL	3572112R1		JS8	-	2644000R1		
9W5AH(-)	18	GN	TXL	3572112R1	3597143C1	1300	2	N/A		
9W5AJ(+)	18	YL	TXL	3572112R1		JS6	-	2644000R1		
9W5AJ(+)	18	YL	TXL	3572112R1	3683465C1	1939-2	A	N/A	3683466C1	3573833C1
9W5AJ(-)	18	GN	TXL	3572112R1		JS8	-	2644000R1		
9W5AJ(-)	18	GN	TXL	3572112R1	3683465C1	1939-2	B	N/A	3683466C1	3573833C1
9X5BA(+)	18	YL	TXL	3572112R1	3595623C1	1701	52	N/A		
9X5BA(+)	18	YL	TXL	3572112R1		BS18	-	2644000R1		
9X5BA(-)	18	GN	TXL	3572112R1	3595623C1	1701	53	N/A		
9X5BA(-)	18	GN	TXL	3572112R1		BS19	-	2644000R1		
9X5BB(+)	18	YL	TXL	3572112R1	3598705C1	1602	F6	N/A	1618846C1	1618847C1
9X5BB(+)	18	YL	TXL	3572112R1		BS18	-	2644000R1		
9X5BB(-)	18	GN	TXL	3572112R1	3598705C1	1602	F5	N/A	1618846C1	1618847C1
9X5BB(-)	18	GN	TXL	3572112R1		BS19	-	2644000R1		
9X5BC(+)	18	YL	TXL	3572112R1	3601838C1	1024	M	N/A	3601839C1	
9X5BC(+)	18	YL	TXL	3572112R1		BS18	-	2644000R1		
9X5BC(-)	18	GN	TXL	3572112R1	3601838C1	1024	A	N/A	3601839C1	
9X5BC(-)	18	GN	TXL	3572112R1		BS19	-	2644000R1		
9X5BD(+)	18	YL	TXL	3572112R1	3601838C1	1024	K	N/A	3601839C1	
9X5BD(+)	18	YL	TXL	3572112R1	3601838C1	1024	J	N/A	3601839C1	
9X5BD(-)	18	GN	TXL	3572112R1	3601838C1	1024	C	N/A	3601839C1	
9X5BD(-)	18	GN	TXL	3572112R1	3601838C1	1024	D	N/A	3601839C1	
9X5BE(+)	18	YL	TXL	3572112R1	3601838C1	1024	G	N/A	3601839C1	
9X5BE(+)	18	YL	TXL	3572112R1	3601838C1	1028	M	N/A	3601839C1	
9X5BE(-)	18	GN	TXL	3572112R1	3601838C1	1024	F	N/A	3601839C1	
9X5BE(-)	18	GN	TXL	3572112R1	3601838C1	1028	A	N/A	3601839C1	

Circuit Number	Gauge	Color	Insulation	Terminal Splice	Connector Body	Connector		Seal / Sleeve	Lock 1	Lock 2
				Number	Part Numbers	Number	Cavity			
9X5BF(+)	18	YL	TXL	3572112R1	3601838C1	1028	K	N/A	3601839C1	
9X5BF(+)	18	YL	TXL	3572112R1	3601838C1	1028	J	N/A	3601839C1	
9X5BF(-)	18	GN	TXL	3572112R1	3601838C1	1028	C	N/A	3601839C1	
9X5BF(-)	18	GN	TXL	3572112R1	3601838C1	1028	D	N/A	3601839C1	
9X5BG(+)	18	YL	TXL	3572112R1	3601838C1	1028	G	N/A	3601839C1	
9X5BG(+)	18	YL	TXL	3572112R1	3683465C1	1935N	A	N/A	3683466C1	3573833C1
9X5BG(-)	18	GN	TXL	3572112R1	3601838C1	1028	F	N/A	3601839C1	
9X5BG(-)	18	GN	TXL	3572112R1	3683465C1	1935N	B	N/A	3683466C1	3573833C1
9Y5AA(+)	18	YL	TXL	3572112R1	3759005C1	1606	E	N/A	3573833C1	
9Y5AA(+)	18	YL	TXL	3572112R1		AS14	-	2644000R1		
9Y5AA(-)	18	GN	TXL	3572112R1	3759005C1	1606	D	N/A	3573833C1	
9Y5AA(-)	18	GN	TXL	3572112R1		AS13	-	2644000R1		
9Y5AB(+)	18	YL	TXL	3572112R1	3683465C1	1939-2	A	N/A	3683466C1	3573833C1
9Y5AB(+)	18	YL	TXL	3572112R1		AS14	-	2644000R1		
9Y5AB(-)	18	GN	TXL	3572112R1	3683465C1	1939-2	B	N/A	3683466C1	3573833C1
9Y5AB(-)	18	GN	TXL	3572112R1		AS13	-	2644000R1		
9Y5AC(+)	18	YL	TXL	3572112R1		AS36	-	2644000R1		
9Y5AC(+)	18	YL	TXL	3572112R1		AS14	-	2644000R1		
9Y5AC(-)	18	GN	TXL	3572112R1		AS37	-	2644000R1		
9Y5AC(-)	18	GN	TXL	3572112R1		AS13	-	2644000R1		
9Y5AD(+)	18	YL	TXL	3572112R1		AS36	-	2644000R1		
9Y5AD(+)	18	YL	TXL	3572112R1	3544066C1	1650MA	H	N/A		
9Y5AD(-)	18	GN	TXL	3572112R1		AS37	-	2644000R1		
9Y5AD(-)	18	GN	TXL	3572112R1	3544066C1	1650MA	J	N/A		
9Y5AE(+)	18	YL	TXL	3572112R1		AS36	-	2644000R1		
9Y5AE(+)	18	YL	TXL	3572112R1		BS13	-	2644000R1		
9Y5AE(-)	18	GN	TXL	3572112R1		AS37	-	2644000R1		
9Y5AE(-)	18	GN	TXL	3572112R1		BS14	-	2644000R1		
9Y5AF(+)	20	YL	193	3858761R1	3768152C1	1200A	7	N/A		
9Y5AF(+)	20	YL	193	3858761R1		BS13	-	2644000R1		
9Y5AF(-)	20	GN	193	3858761R1	3768152C1	1200A	8	N/A		
9Y5AF(-)	20	GN	193	3858761R1		BS14	-	2644000R1		

Circuit Number	Gauge	Color	Insulation	Terminal Splice	Connector Body	Connector		Seal / Sleeve	Lock 1	Lock 2
				Number	Part Numbers	Number	Cavity			
9Y5AG(+)	18	YL	TXL	3572112R1	3601838C1	1026	M	N/A	3601839C1	
9Y5AG(+)	18	YL	TXL	3572112R1			BS13	-	2644000R1	
9Y5AG(-)	18	GN	TXL	3572112R1	3601838C1	1026	A	N/A	3601839C1	
9Y5AG(-)	18	GN	TXL	3572112R1			BS14	-	2644000R1	
9Y5AH(+)	18	YL	TXL	3572112R1	3601838C1	1026	K	N/A	3601839C1	
9Y5AH(+)	18	YL	TXL	3572112R1	3601838C1	1026	J	N/A	3601839C1	
9Y5AH(-)	18	GN	TXL	3572112R1	3601838C1	1026	C	N/A	3601839C1	
9Y5AH(-)	18	GN	TXL	3572112R1	3601838C1	1026	D	N/A	3601839C1	
9Y5AJ(+)	18	YL	TXL	3572112R1			JS6	-	2644000R1	
9Y5AJ(+)	18	YL	TXL	3572112R1	3601838C1	1026	G	N/A	3601839C1	
9Y5AJ(-)	18	GN	TXL	3572112R1			JS8	-	2644000R1	
9Y5AJ(-)	18	GN	TXL	3572112R1	3601838C1	1026	F	N/A	3601839C1	
9Y5AK(+)	18	YL	TXL	3572112R1			JS6	-	2644000R1	
9Y5AK(+)	18	YL	TXL	3572112R1	3597143C1	1300	1	N/A		
9Y5AK(-)	18	GN	TXL	3572112R1			JS8	-	2644000R1	
9Y5AK(-)	18	GN	TXL	3572112R1	3597143C1	1300	2	N/A		
9Y5AL(+)	18	YL	TXL	3572112R1			JS6	-	2644000R1	
9Y5AL(+)	18	YL	TXL	3572112R1	3683465C1	1939-2	A	N/A	3683466C1	3573833C1
9Y5AL(-)	18	GN	TXL	3572112R1			JS8	-	2644000R1	
9Y5AL(-)	18	GN	TXL	3572112R1	3683465C1	1939-2	B	N/A	3683466C1	3573833C1
9Z5BA(+)	18	YL	TXL	3572112R1	3759005C1	1606	P	N/A	3573833C1	
9Z5BA(+)	18	YL	TXL	3572112R1			AS5	-	2644000R1	
9Z5BA(-)	18	GN	TXL	3572112R1	3759005C1	1606	N	N/A	3573833C1	
9Z5BA(-)	18	GN	TXL	3572112R1			AS4	-	2644000R1	
9Z5BB(+)	18	YL	TXL	3572112R1	2005836C1	2600	B	N/A	2006504C1	
9Z5BB(+)	18	YL	TXL	3572112R1			AS5	-	2644000R1	
9Z5BB(-)	18	GN	TXL	3572112R1	2005836C1	2600	A	N/A	2006504C1	
9Z5BB(-)	18	GN	TXL	3572112R1			AS4	-	2644000R1	
9Z5BC(+)	18	YL	TXL	3572112R1			AS10	-	2644000R1	
9Z5BC(+)	18	YL	TXL	3572112R1			AS5	-	2644000R1	
9Z5BC(-)	18	GN	TXL	3572112R1			AS11	-	2644000R1	
9Z5BC(-)	18	GN	TXL	3572112R1			AS4	-	2644000R1	

Circuit Number	Gauge	Color	Insulation	Terminal Splice	Connector Body	Connector		Seal / Sleeve	Lock 1	Lock 2
				Number	Part Numbers	Number	Cavity			
9Z5BD(+)	18	YL	TXL	3572112R1		AS10	-	2644000R1		
9Z5BD(+)	18	YL	TXL	3572112R1	1661200C1	3200M	B	N/A		
9Z5BD(-)	18	GN	TXL	3572112R1		AS11	-	2644000R1		
9Z5BD(-)	18	GN	TXL	3572112R1	1661200C1	3200M	A	N/A		
9Z5BE(+)	18	YL	TXL	3572112R1		AS10	-	2644000R1		
9Z5BE(+)	18	YL	TXL	3572112R1		BS15	-	2644000R1		
9Z5BE(-)	18	GN	TXL	3572112R1		AS11	-	2644000R1		
9Z5BE(-)	18	GN	TXL	3572112R1		BS16	-	2644000R1		
9Z5BF(+)	18	YL	TXL	3572112R1		BS15	-	2644000R1		
9Z5BF(+)	18	YL	TXL	3572112R1	4063156C1	0009B	B	N/A		
9Z5BF(-)	18	GN	TXL	3572112R1		BS16	-	2644000R1		
9Z5BF(-)	18	GN	TXL	3572112R1	4063156C1	0009B	C	N/A		
9Z5BG(+)	18	YL	TXL	3572112R1		BS15	-	2644000R1		
9Z5BG(+)	18	YL	TXL	3572112R1	3522071C1	1101M	5	N/A		
9Z5BG(-)	18	GN	TXL	3572112R1		BS16	-	2644000R1		
9Z5BG(-)	18	GN	TXL	3572112R1	3522071C1	1101M	6	N/A		
9Z5BH(+)	18	YL	TXL	3572112R1		LS3	-	2644000R1		
9Z5BH(+)	18	YL	TXL	3572112R1	3768593C1	1101F	5	N/A		
9Z5BH(-)	18	GN	TXL	3572112R1		LS4	-	2644000R1		
9Z5BH(-)	18	GN	TXL	3572112R1	3768593C1	1101F	6	N/A		
9Z5BJ(+)	18	YL	TXL	3572112R1		LS3	-	2644000R1		
9Z5BJ(+)	18	YL	TXL	3572112R1	3683465C1	1939-1	A	N/A	3683466C1	3573833C1
9Z5BJ(-)	18	GN	TXL	3572112R1		LS4	-	2644000R1		
9Z5BJ(-)	18	GN	TXL	3572112R1	3683465C1	1939-1	B	N/A	3683466C1	3573833C1
9Z5BK(+)	18	YL	TXL	3572112R1		LS3	-	2644000R1		
9Z5BK(+)	18	YL	TXL	3572112R1	1661200C1	3204M	B	N/A		
9Z5BK(-)	18	GN	TXL	3572112R1		LS4	-	2644000R1		
9Z5BK(-)	18	GN	TXL	3572112R1	1661200C1	3204M	A	N/A		
AA102A	20	YL	TXL	3510334R1	3598706C1	1600	A14	N/A	1618846C1	1618847C1
AA102A	20	YL	TXL	3510334R1	3553649C1	1800	A8	N/A	3553650C1	
AA11-GKC	12	WH	TXL	3510362R1		1004B	1	2644038R1		
AA11-GKC	12	WH	TXL	3510362R1	3598710C1	1604	E	N/A		

Circuit Number	Gauge	Color	Insulation	Terminal Splice	Connector Body	Connector		Seal / Sleeve	Lock 1	Lock 2
				Number	Part Numbers	Number	Cavity			
AA13EA	18	PK	TXL	3510323R1	3710061C1	1500A	A3	N/A	3539892C1	3539893C1
AA13EA	18	PK	TXL	3510323R1	3768015C1	1015	23	N/A	3768016C1	
AA14EE	16	RD	TXL	3510366R1	3710061C1	1500A	A2	N/A	3539892C1	3539893C1
AA14EE	16	RD	TXL	3510366R1	3768015C1	1010	13	N/A	3768016C1	
AA14MUX	18	RD	TXL	3510365R1	3522071C1	1101M	10	N/A		
AA14MUX	18	RD	TXL	3510365R1	3768015C1	1010	31	N/A	3768016C1	
AA150	20	GY	TXL	3510310R1	3598706C1	1600	B16	N/A	1618846C1	1618847C1
AA150	20	GY	TXL	3510310R1	3553649C1	1800	B11	N/A	3553650C1	
AA36A	18	TN	TXL	3510329R1	3598706C1	1600	B9	N/A	1618846C1	1618847C1
AA36A	18	TN	TXL	3510329R1	3595623C1	1701	29	N/A		
AA36B	18	TN	TXL	3510329R1	3598706C1	1600	B8	N/A	1618846C1	1618847C1
AA36B	18	TN	TXL	3510329R1	3595623C1	1701	27	N/A		
AA52D	20	YL	GXL	2643768R1	3598706C1	1600	A4	N/A	1618846C1	1618847C1
AA52D	20	YL	GXL	2643768R1	3553649C1	1800	A7	N/A	3553650C1	
AA56B	20	OR	TXL	3510316R1	3598706C1	1600	A7	N/A	1618846C1	1618847C1
AA56B	20	OR	TXL	3510316R1	3553649C1	1800	A1	N/A	3553650C1	
AA57B	20	OR	TXL	3510316R1	3598706C1	1600	A6	N/A	1618846C1	1618847C1
AA57B	20	OR	TXL	3510316R1	3553649C1	1800	A2	N/A	3553650C1	
AA60A	18	OR	TXL	3510317R1	3710061C1	1607	A6	N/A	3539892C1	3539893C1
AA60A	18	OR	TXL	3510317R1	3767197C1	1202	C	N/A	1661263C1	3540454C1
AA63A	16	LTBL	TXL	3510342R1	3598706C1	1600	A13	N/A	1618846C1	1618847C1
AA63A	16	LTBL	TXL	3510342R1		AS8	-	2644000R1		
AA63B	16	DKBL	TXL	3510354R1	3533975C1	2312	A	N/A	3534158C1	
AA63B	16	DKBL	TXL	3510354R1		AS8	-	2644000R1		
AA63BD	18	DKBL	TXL	3510353R1	3544688C1	2000	5	N/A		
AA63BD	18	DKBL	TXL	3510353R1	3768015C1	1017	15	N/A	3768016C1	
AA63C	16	DKBL	TXL	3510354R1	3533975C1	2313	A	N/A	3534158C1	
AA63C	16	DKBL	TXL	3510354R1		AS8	-	2644000R1		
AA6AM	20	GY	TXL	3510310R1	4057658C1	1200E	M	N/A		
AA6AM	20	GY	TXL	3510310R1	3710061C1	1607	B10	N/A	3539892C1	3539893C1
AA73A	20	LTGN	TXL	3510298R1	3768152C1	1200A	1	N/A		
AA73A	20	LTGN	TXL	3510298R1		DS5	-	2644000R1		

Circuit Number	Gauge	Color	Insulation	Terminal Splice	Connector Body	Connector		Seal / Sleeve	Lock 1	Lock 2
				Number	Part Numbers	Number	Cavity			
AA73B	20	LTGN	TXL	3510298R1	3768152C1	1200A	12	N/A		
AA73B	20	LTGN	TXL	3510298R1		DS5	-	2644000R1		
AA73C	20	LTGN	TXL	3510298R1	3768015C1		1018	N/A	3768016C1	
AA73C	20	LTGN	TXL	3510298R1		DS5	-	2644000R1		
AA74A1	20	LTGN	TXL	3510298R1	3768153C1	1200B	13	N/A		
AA74A1	20	LTGN	TXL	3510298R1	4057658C1	1200E	A	N/A		
AA74A2	20	LTGN	TXL	3510298R1	3768152C1	1200A	9	N/A		
AA74A2	20	LTGN	TXL	3510298R1	4057658C1	1200E	B	N/A		
AA74A3	20	LTGN	TXL	3510298R1	3768153C1	1200B	14	N/A		
AA74A3	20	LTGN	TXL	3510298R1	4057658C1	1200E	C	N/A		
AA74A4	20	LTGN	TXL	3510298R1	3768153C1	1200B	15	N/A		
AA74A4	20	LTGN	TXL	3510298R1	4057658C1	1200E	D	N/A		
AA74A5	20	LTGN	TXL	3510298R1	3768153C1	1200B	16	N/A		
AA74A5	20	LTGN	TXL	3510298R1	4057658C1	1200E	E	N/A		
AA74B1	20	LTGN	TXL	3510298R1	3768153C1	1200B	1	N/A		
AA74B1	20	LTGN	TXL	3510298R1	4057658C1	1200E	F	N/A		
AA74B2	20	LTGN	TXL	3510298R1	3768152C1	1200A	10	N/A		
AA74B2	20	LTGN	TXL	3510298R1	4057658C1	1200E	G	N/A		
AA74B3	20	LTGN	TXL	3510298R1	3768153C1	1200B	2	N/A		
AA74B3	20	LTGN	TXL	3510298R1	4057658C1	1200E	H	N/A		
AA74B4	20	LTGN	TXL	3510298R1	3768153C1	1200B	3	N/A		
AA74B4	20	LTGN	TXL	3510298R1	4057658C1	1200E	J	N/A		
AA74B5	20	LTGN	TXL	3510298R1	3768153C1	1200B	12	N/A		
AA74B5	20	LTGN	TXL	3510298R1	4057658C1	1200E	K	N/A		
AA74C1	20	LTGN	TXL	3510298R1	4057474C1	1200C	A	N/A		
AA74C1	20	LTGN	TXL	3510298R1	3768153C1	1200B	4	N/A		
AA74C2	20	LTGN	TXL	3510298R1	3768152C1	1200A	18	N/A		
AA74C2	20	LTGN	TXL	3510298R1	4057474C1	1200C	B	N/A		
AA74C3	20	LTGN	TXL	3510298R1	4057474C1	1200C	C	N/A		
AA74C3	20	LTGN	TXL	3510298R1	3768153C1	1200B	5	N/A		
AA74C4	20	LTGN	TXL	3510298R1	4057474C1	1200C	D	N/A		
AA74C4	20	LTGN	TXL	3510298R1	3768153C1	1200B	6	N/A		

Circuit Number	Gauge	Color	Insulation	Terminal Splice	Connector Body	Connector		Seal / Sleeve	Lock 1	Lock 2
				Number	Part Numbers	Number	Cavity			
AA74C5	20	LTGN	TXL	3510298R1	4057474C1	1200C	E	N/A		
AA74C5	20	LTGN	TXL	3510298R1	3768153C1	1200B	7	N/A		
AA74D1	20	LTGN	TXL	3510298R1	3768153C1	1200B	21	N/A		
AA74D1	20	LTGN	TXL	3510298R1	4057474C1	1200C	F	N/A		
AA74D2	20	LTGN	TXL	3510298R1	3768152C1	1200A	21	N/A		
AA74D2	20	LTGN	TXL	3510298R1	4057474C1	1200C	G	N/A		
AA74D3	20	LTGN	TXL	3510298R1	3768153C1	1200B	22	N/A		
AA74D3	20	LTGN	TXL	3510298R1	4057474C1	1200C	H	N/A		
AA74D4	20	LTGN	TXL	3510298R1	3768152C1	1200A	22	N/A		
AA74D4	20	LTGN	TXL	3510298R1	4057474C1	1200C	J	N/A		
AA74D5	20	LTGN	TXL	3510298R1	3768152C1	1200A	11	N/A		
AA74D5	20	LTGN	TXL	3510298R1	4057474C1	1200C	K	N/A		
AA74E1	20	LTGN	TXL	3510298R1	3768153C1	1200B	8	N/A		
AA74E1	20	LTGN	TXL	3510298R1	4057474C1	1200C	L	N/A		
AA74E2	20	LTGN	TXL	3510298R1	3768152C1	1200A	19	N/A		
AA74E2	20	LTGN	TXL	3510298R1	4057474C1	1200C	M	N/A		
AA74E3	20	LTGN	TXL	3510298R1	3768153C1	1200B	9	N/A		
AA74E3	20	LTGN	TXL	3510298R1	4057474C1	1200C	N	N/A		
AA74E4	20	LTGN	TXL	3510298R1	3768153C1	1200B	10	N/A		
AA74E4	20	LTGN	TXL	3510298R1	4057474C1	1200C	P	N/A		
AA74E5	20	LTGN	TXL	3510298R1	3768153C1	1200B	11	N/A		
AA74E5	20	LTGN	TXL	3510298R1	4057474C1	1200C	S	N/A		
AA75B	20	LTGN	TXL	3510298R1	3768152C1	1200A	5	N/A		
AA75B	20	LTGN	TXL	3510298R1	4057658C1	1200E	P	N/A		
AA82	16	GY	TXL	3510312R1	3598710C1	1604	A	N/A		
AA82	16	GY	TXL	3510312R1		DS17	-	2644000R1		
AA82-GJ	16	GY	TXL	3510312R1	3595624C1	1703F	8	SWS_N_REQ		
AA82-GJ	16	GY	TXL	3510312R1	1661375C2	4500	C	1652325C1	1661376C1	
AA82A	20	GY	TXL	3510310R1	3598706C1	1600	A9	N/A	1618846C1	1618847C1
AA82A	20	GY	TXL	3510310R1	3553649C1	1800	C9	N/A	3553650C1	
AA82B	20	GY	TXL	3510310R1	3598706C1	1600	A10	N/A	1618846C1	1618847C1
AA82B	20	GY	TXL	3510310R1	3553649C1	1800	C1	N/A	3553650C1	

Circuit Number	Gauge	Color	Insulation	Terminal Splice	Connector Body	Connector		Seal / Sleeve	Lock 1	Lock 2
				Number	Part Numbers	Number	Cavity			
AA82C	20	GY	TXL	3510310R1	3598706C1	1600	A11	N/A	1618846C1	1618847C1
AA82C	20	GY	TXL	3510310R1	3553649C1	1800	B1	N/A	3553650C1	
AA82D	16	GY	TXL	3510312R1	3595625C1	1703M	74	N/A		
AA82D	16	GY	TXL	3510312R1		DS17	-	2644000R1		
AA82DJ	16	GY	TXL	3510312R1	3595624C1	1703F	74	SWS_N_REQ		
AA82DJ	16	GY	TXL	3510312R1	1661375C2	4500	A	1652325C1	1661376C1	
AA82E	16	GY	TXL	3510312R1	3768010C1	1011	R2 -	7 N/A	3768011C1	
AA82E	16	GY	TXL	3510312R1	A	DS17	-	2644000R		
AA82F	18	GY	TXL	3510311R1	3598707C1	1601	E7	N/A	1618846C1	1618847C1
AA82F	18	GY	TXL	3510311R1	3768010C1	1011	R2 -	6 N/A	3768011C1	
AA82H	18	GY	TXL	3510311R1	3598707C1	1601	E6	N/A	1618846C1	1618847C1
AA82H	18	GY	TXL	3510311R1	3768010C1	1011	R5 -	6 N/A	3768011C1	
AA82J	16	GY	TXL	3510312R1	3768010C1	1011	R2 -	7A N/A	3768011C1	
AA82J	16	GY	TXL	3510312R1	3595625C	1703M	72	N/A		
AA82JJ	16	GY	TXL	3510312R1	3595624C1	1703F	72	SWS_N_REQ		
AA82JJ	16	GY	TXL	3510312R1	1661375C2	4500	B	1652325C1	1661376C1	
AA82K	16	GY	TXL	3510312R1	3595625C1	1703M	69	N/A		
AA82K	16	GY	TXL	3510312R1	3768010C1	1011	R5 -	7 N/A	3768011C1	
AA82KJ	16	GY	TXL	3510312R1	3595624C1	1703F	69	SWS_N_REQ		
AA82KJ	16	GY	TXL	3510312R1	1661375C2	4500	D	1652325C1	1661376C1	
AA82L	16	GY	TXL	3510312R1	3595625C1	1703M	70	N/A		
AA82L	16	GY	TXL	3510312R1	3768010C1	1011	R5 -	7A N/A	3768011C1	
AA82LJ	16	GY	TXL	3510312R1	3595624C1	1703F	70	SWS_N_REQ		
AA82LJ	16	GY	TXL	3510312R1	1661375C2	4500	E	1652325C1	1661376C1	
AA82M	16	GY	TXL	3510312R1	3768010C1	1011	R2 -	5 N/A	3768011C1	
AA82M	16	GY	TXL	3510312R1	A	DS17	-	2644000R		
AA82N	18	GY	TXL	3510311R1	3768010C1	1011	R5 -	5 N/A	3768011C1	
AA82N	18	GY	TXL	3510311R1	A	DS17	-	2644000R		
AA82P	16	GY	TXL	3510312R1	3768010C1	1011	R5 -	0 N/A	3768011C1	
AA82P	16	GY	TXL	3510312R1	3768010C1	1011	R2 -	30 N/A	3768011C1	
AA85	16	GY	TXL	3510312R1	3598711C1	1603	E	N/A	3573833C1	
AA85	16	GY	TXL	3510312R1	3595625C1	1700	21	N/A		

Circuit Number	Gauge	Color	Insulation	Terminal Splice	Connector Body	Connector		Seal / Sleeve	Lock 1	Lock 2
				Number	Part Numbers	Number	Cavity			
AA85A	20	GY	TXL	3510310R1	3598706C1	1600	A5	N/A	1618846C1	1618847C1
AA85A	20	GY	TXL	3510310R1	3553649C1	1800	B10	N/A	3553650C1	
AA9B	18	GY	TXL	3510311R1	3598705C1	1602	E7	N/A	1618846C1	1618847C1
AA9B	18	GY	TXL	3510311R1		AS9	-	2644000R1		
AA9BAA	16	GY	TXL	3510312R1	3533975C1	2312	B	N/A	3534158C1	
AA9BAA	16	GY	TXL	3510312R1		AS9	-	2644000R1		
AA9BAB	16	GY	TXL	3510312R1	3533975C1	2313	B	N/A	3534158C1	
AA9BAB	16	GY	TXL	3510312R1		AS9	-	2644000R1		
AA9Z	18	GY	TXL	3510311R1	3598705C1	1602	E3	N/A	1618846C1	1618847C1
AA9Z	18	GY	TXL	3510311R1	2007315C1	1620	A	N/A	2007316C1	
AB11-GN	18	WH	TXL	3510359R1	4063156C1	9	J	N/A		
AB11-GN	18	WH	TXL	3510359R1	3613769C1	1022	2	N/A		
AB13D	18	PK	TXL	3510323R1	4063156C1	9	A	N/A		
AB13D	18	PK	TXL	3510323R1	3768015C1	1015	16	N/A	3768016C1	
AB14D	18	RD	TXL	3510365R1	4063156C1	9	S	N/A		
AB14D	18	RD	TXL	3510365R1	3768015C1	1010	8	N/A	3768016C1	
AB50	18	YL	TXL	3510335R1	3598705C1	1602	E11	N/A	1618846C1	1618847C1
AB50	18	YL	TXL	3510335R1	4063156C1	9	P	N/A		
AB60C	18	OR	TXL	3510317R1	3767197C1	1202	B	N/A	1661263C1	3540454C1
AB60C	18	OR	TXL	3510317R1		AS23	-	2644000R1		
AB62	18	DKBL	TXL	3510353R1	4063156C1	9	L	N/A		
AB62	18	DKBL	TXL	3510353R1		AS23	-	2644000R1		
AB62DA	16	DKBL	TXL	3510354R1	3613769C1	1021	1	N/A		
AB62DA	16	DKBL	TXL	3510354R1	4063156C1	9	M	N/A		
AB62DD	18	DKBL	TXL	3510353R1	3553649C1	1800	D3	N/A	3553650C1	
AB62DD	18	DKBL	TXL	3510353R1		AS23	-	2644000R1		
AB9	18	GY	TXL	3510311R1	4063156C1	9	R	N/A		
AB9	18	GY	TXL	3510311R1	2007315C1	1620	F	N/A	2007316C1	
AC11-GN	18	WH	TXL	3510359R1	4063156C1	0009B	J	N/A		
AC11-GN	18	WH	TXL	3510359R1	3613769C1	1022	2	N/A		
AC13D	18	PK	TXL	3510323R1	4063156C1	0009B	A	N/A		
AC13D	18	PK	TXL	3510323R1	3768015C1	1015	16	N/A	3768016C1	

Circuit Number	Gauge	Color	Insulation	Terminal Splice	Connector Body	Connector		Seal / Sleeve	Lock 1	Lock 2
				Number	Part Numbers	Number	Cavity			
AC14D	18	RD	TXL	3510365R1	4063156C1	0009B	S	N/A		
AC14D	18	RD	TXL	3510365R1	3768015C1	1010	8	N/A	3768016C1	
AC50	18	YL	TXL	3510335R1	3598705C1	1602	E11	N/A	1618846C1	1618847C1
AC50	18	YL	TXL	3510335R1	4063156C1	0009B	P	N/A		
AC60C	18	OR	TXL	3510317R1	3767197C1	1202	B	N/A	1661263C1	3540454C1
AC60C	18	OR	TXL	3510317R1		DS68	-	2644000R1		
AC62	18	DKBL	TXL	3510353R1	4063156C1	0009B	L	N/A		
AC62	18	DKBL	TXL	3510353R1		DS68	-	2644000R1		
AC62DA	16	DKBL	TXL	3510354R1	3613769C1	1021	1	N/A		
AC62DA	16	DKBL	TXL	3510354R1	4063156C1	0009B	M	N/A		
AC62DD	18	DKBL	TXL	3510353R1	3553649C1	1800	D3	N/A	3553650C1	
AC62DD	18	DKBL	TXL	3510353R1		DS68	-	2644000R1		
AC9	18	GY	TXL	3510311R1	4063156C1	0009B	R	N/A		
AC9	18	GY	TXL	3510311R1	2007315C1	1620	F	N/A	2007316C1	
AD11-G	18	WH	TXL	3510359R1	1667305C1	3205M	B	N/A	1661263C1	
AD11-G	18	WH	TXL	3510359R1		BS11	-	2644000R1		
AD11-GAC	18	WH	TXL	3510359R1	3598705C1	1602	E16	N/A	1618846C1	1618847C1
AD11-GAC	18	WH	TXL	3510359R1		BS11	-	2644000R1		
AD11-GK	18	WH	TXL	3510359R1	1667305C1	3206M	B	N/A	1661263C1	
AD11-GK	18	WH	TXL	3510359R1		BS11	-	2644000R1		
AD11-GKD	18	WH	TXL	3510359R1	3522071C1	1101M	8	N/A		
AD11-GKD	18	WH	TXL	3510359R1		DS33	-	2644000R1		
AD11-GKE	16	WH	TXL	3510360R1	3710061C1	1500A	B3	N/A	3539892C1	3539893C1
AD11-GKE	16	WH	TXL	3510360R1		BS11	-	2644000R1		
AD11-GR	18	WH	TXL	3510359R1		DS33	-	2644000R1		
AD11-GR	18	WH	TXL	3510359R1	3768010C1	1011	R4 -	5 N/A	3768011C1	
AD11-GS	12	WH	TXL	3510362R1		BS5	-	2644000R1		
AD11-GS	12	WH	TXL	3510362R1		DS33	-	2644000R1		
AD11-GT	10	WH	GXL	2643788R1		1005	1	2644005R1		
AD11-GT	10	WH	GXL	2643788R1		BS5	-	2644000R1		
AD11-GX	12	WH	TXL	3510362R1		BS5	-	2644000R1		
AD11-GX	12	WH	TXL	3510362R1		BS11	-	2644000R1		

Circuit Number	Gauge	Color	Insulation	Terminal Splice	Connector Body	Connector		Seal / Sleeve	Lock 1	Lock 2
				Number	Part Numbers	Number	Cavity			
AD11-GY	18	WH	TXL	3510359R1		DS33	-	2644000R1		
AD11-GY	18	WH	TXL	3510359R1	3768010C1	1014	R4 -	5 N/A	3768011C1	
AD11-GZ	18	WH	TXL	3510359R1		DS33	-	2644000R1		
AD11-GZ	18	WH	TXL	3510359R1	4100070C1	1016	R2-85	N/A		
AD60-G	18	WH	TXL	3510359R1	3767197C1	1202	A	N/A	1661263C1	3540454C1
AD60-G	18	WH	TXL	3510359R1		DS33	-	2644000R1		
AD63-GA	16	WH	TXL	3510360R1	3544688C1	2000	3	N/A		
AD63-GA	16	WH	TXL	3510360R1		BS11	-	2644000R1		
AD74-G	20	WH	TXL	3510358R1	3768152C1	1200A	2	N/A		
AD74-G	20	WH	TXL	3510358R1		DS33	-	2644000R1		
AD74-GA	20	WH	TXL	3510358R1	3768152C1	1200A	13	N/A		
AD74-GA	20	WH	TXL	3510358R1		DS33	-	2644000R1		
AD75-G	12	WH	TXL	3510362R1	4061870C1	1200D	B	N/A	4064677C1	
AD75-G	12	WH	TXL	3510362R1		DS33	-	2644000R1		
AD82-G	16	WH	TXL	3510360R1	3595625C1	1703M	8	N/A		
AD82-G	16	WH	TXL	3510360R1		DS33	-	2644000R1		
AD87-GA	18	WH	TXL	3510359R1	3553649C1	1800	A3	N/A	3553650C1	
AD87-GA	18	WH	TXL	3510359R1		BS11	-	2644000R1		
AD98-G	18	WH	TXL	3510359R1	3757649C1	1650	Conne	ti N/A		
AD98-G	18	WH	TXL	3510359R1	A	BS11	-	2644000		
AD98H	18	RD	TXL	3510365R1	3757649C1	1650	Conne	ti N/A		
AD98H	18	RD	TXL	3510365R1	3768015C	1010	7	N/A		
AE11-G	18	WH	TXL	3510359R1	1667305C1	3205M	B	N/A	1661263C1	
AE11-G	18	WH	TXL	3510359R1		BS11	-	2644000R1		
AE11-GAC	18	WH	TXL	3510359R1	3598705C1	1602	E16	N/A	1618846C1	1618847C1
AE11-GAC	18	WH	TXL	3510359R1		BS11	-	2644000R1		
AE11-GK	18	WH	TXL	3510359R1	1667305C1	3206M	B	N/A	1661263C1	
AE11-GK	18	WH	TXL	3510359R1		BS11	-	2644000R1		
AE11-GKD	18	WH	TXL	3510359R1	3522071C1	1101M	8	N/A		
AE11-GKD	18	WH	TXL	3510359R1		DS33	-	2644000R1		
AE11-GKE	16	WH	TXL	3510360R1	3710061C1	1500A	B3	N/A	3539892C1	3539893C1
AE11-GKE	16	WH	TXL	3510360R1		BS11	-	2644000R1		

Circuit Number	Gauge	Color	Insulation	Terminal Splice	Connector Body	Connector		Seal / Sleeve	Lock 1	Lock 2
				Number	Part Numbers	Number	Cavity			
AE11-GR	18	WH	TXL	3510359R1		DS33	-	2644000R1		
AE11-GR	18	WH	TXL	3510359R1	3768010C1	1011	R4 -	5 N/A	3768011C1	
AE11-GS	12	WH	TXL	3510362R1		BS5	-	2644000R1		
AE11-GS	12	WH	TXL	3510362R1		DS33	-	2644000R1		
AE11-GT	10	WH	GXL	2643788R1		1005	1	2644005R1		
AE11-GT	10	WH	GXL	2643788R1		BS5	-	2644000R1		
AE11-GX	12	WH	TXL	3510362R1		BS5	-	2644000R1		
AE11-GX	12	WH	TXL	3510362R1		BS11	-	2644000R1		
AE11-GY	18	WH	TXL	3510359R1		DS33	-	2644000R1		
AE11-GY	18	WH	TXL	3510359R1	3768010C1	1014	R4 -	5 N/A	3768011C1	
AE11-GZ	18	WH	TXL	3510359R1		DS33	-	2644000R1		
AE11-GZ	18	WH	TXL	3510359R1	4100070C1	1016	R2-85	N/A		
AE60-G	18	WH	TXL	3510359R1	3767197C1	1202	A	N/A	1661263C1	3540454C1
AE60-G	18	WH	TXL	3510359R1		DS33	-	2644000R1		
AE63-GA	16	WH	TXL	3510360R1	3544688C1	2000	3	N/A		
AE63-GA	16	WH	TXL	3510360R1		BS11	-	2644000R1		
AE74-G	20	WH	TXL	3510358R1	3768152C1	1200A	2	N/A		
AE74-G	20	WH	TXL	3510358R1		DS33	-	2644000R1		
AE74-GA	20	WH	TXL	3510358R1	3768152C1	1200A	13	N/A		
AE74-GA	20	WH	TXL	3510358R1		DS33	-	2644000R1		
AE75-G	12	WH	TXL	3510362R1	4061870C1	1200D	B	N/A	4064677C1	
AE75-G	12	WH	TXL	3510362R1		DS33	-	2644000R1		
AE82-G	16	WH	TXL	3510360R1	3595625C1	1703M	8	N/A		
AE82-G	16	WH	TXL	3510360R1		DS33	-	2644000R1		
AE87-GA	18	WH	TXL	3510359R1	3553649C1	1800	A3	N/A	3553650C1	
AE87-GA	18	WH	TXL	3510359R1		BS11	-	2644000R1		
AE98-G	18	WH	TXL	3510359R1	3544066C1	1650MA	A	N/A		
AE98-G	18	WH	TXL	3510359R1		BS11	-	2644000R1		
AE98H	18	RD	TXL	3510365R1	3544066C1	1650MA	B	N/A		
AE98H	18	RD	TXL	3510365R1	3768015C1	1010	7	N/A	3768016C1	
AF3BD(+)	18	DKBL	TXL	3510353R1	3598705C1	1602	E2	N/A	1618846C1	1618847C1
AF3BD(+)	18	DKBL	TXL	3510353R1	2006789C1	1660	A	N/A	2006792C1	

Circuit Number	Gauge	Color	Insulation	Terminal Splice	Connector Body	Connector		Seal / Sleeve	Lock 1	Lock 2
				Number	Part Numbers	Number	Cavity			
AF3BD(-)	18	GY	TXL	3510311R1	3598705C1	1602	E1	N/A	1618846C1	1618847C1
AF3BD(-)	18	GY	TXL	3510311R1	2006789C1	1661	A	N/A	2006792C1	
BD97B	18	VT	TXL	3510347R1	3595625C1	1703M	36	N/A		
BD97B	18	VT	TXL	3510347R1	3553649C1	1800	B4	N/A	3553650C1	
BD97BJ	18	VT	TXL	3510347R1	3595621C1	1702	23	N/A	3598918C1	3598919C1
BD97BJ	18	VT	TXL	3510347R1	3595624C1	1703F	36	SWS_N_REQ		
BD97C	18	VT	TXL	3510347R1	3553649C1	1800	C5	N/A	3553650C1	
BD97C	18	VT	TXL	3510347R1	3595625C1	1703M	49	N/A		
BD97CJ	18	VT	TXL	3510347R1	3595621C1	1702	22	N/A	3598918C1	3598919C1
BD97CJ	18	VT	TXL	3510347R1	3595624C1	1703F	49	SWS_N_REQ		
BD97M	18	VT	TXL	3510347R1	3595621C1	1702	30	N/A	3598918C1	3598919C1
BD97M	18	VT	TXL	3510347R1	3595624C1	1703F	38	SWS_N_REQ		
BD97MA	18	VT	TXL	3510347R1	3595625C1	1703M	38	N/A		
BD97MA	18	VT	TXL	3510347R1	3553649C1	1800	B5	N/A	3553650C1	
BD97N	18	VT	TXL	3510347R1	3595621C1	1702	29	N/A	3598918C1	3598919C1
BD97N	18	VT	TXL	3510347R1	3595624C1	1703F	37	SWS_N_REQ		
BD97NA	18	VT	TXL	3510347R1	3595625C1	1703M	37	N/A		
BD97NA	18	VT	TXL	3510347R1	3553649C1	1800	B6	N/A	3553650C1	
BD99B	18	VT	TXL	3510347R1	3595625C1	1703M	47	N/A		
BD99B	18	VT	TXL	3510347R1	3553649C1	1800	C4	N/A	3553650C1	
BD99BJ	18	VT	TXL	3510347R1	3595621C1	1702	28	N/A	3598918C1	3598919C1
BD99BJ	18	VT	TXL	3510347R1	3595624C1	1703F	47	SWS_N_REQ		
BD99D	18	VT	TXL	3510347R1	3595621C1	1702	24	N/A	3598918C1	3598919C1
BD99D	18	VT	TXL	3510347R1	3595624C1	1703F	48	SWS_N_REQ		
BD99DA	18	VT	TXL	3510347R1	3595625C1	1703M	48	N/A		
BD99DA	18	VT	TXL	3510347R1	3553649C1	1800	C6	N/A	3553650C1	
BE97B	18	VT	TXL	3510347R1	3595625C1	1703M	36	N/A		
BE97B	18	VT	TXL	3510347R1	3553649C1	1800	B4	N/A	3553650C1	
BE97BJ	18	VT	TXL	3510347R1	3595621C1	1702	23	N/A	3598918C1	3598919C1
BE97BJ	18	VT	TXL	3510347R1	3595624C1	1703F	36	SWS_N_REQ		
BE97C	18	VT	TXL	3510347R1	3595625C1	1703M	49	N/A		
BE97C	18	VT	TXL	3510347R1	3553649C1	1800	C5	N/A	3553650C1	

Circuit Number	Gauge	Color	Insulation	Terminal Splice	Connector Body	Connector		Seal / Sleeve	Lock 1	Lock 2
				Number	Part Numbers	Number	Cavity			
BE97CJ	18	VT	TXL	3510347R1	3595621C1	1702	22	N/A	3598918C1	3598919C1
BE97CJ	18	VT	TXL	3510347R1	3595624C1	1703F	49	SWS_N_REQ		
BE97F	16	VT	TXL	3510348R1	3595625C1	1703M	38	N/A		
BE97F	16	VT	TXL	3510348R1	3553649C1	1800	B5	N/A	3553650C1	
BE97FU	16	VT	TXL	3510348R1	3595621C1	1702	30	N/A	3598918C1	3598919C1
BE97FU	16	VT	TXL	3510348R1	3595624C1	1703F	38	SWS_N_REQ		
BE97M	18	VT	TXL	3510347R1	3595621C1	1702	33	N/A	3598918C1	3598919C1
BE97M	18	VT	TXL	3510347R1	3595624C1	1703F	48	SWS_N_REQ		
BE97MA	18	VT	TXL	3510347R1	3595625C1	1703M	48	N/A		
BE97MA	18	VT	TXL	3510347R1	3553649C1	1800	C6	N/A	3553650C1	
BE97WC	18	VT	TXL	3510347R1	3595621C1	1702	32	N/A	3598918C1	3598919C1
BE97WC	18	VT	TXL	3510347R1	3595624C1	1703F	37	SWS_N_REQ		
BE97WD	18	VT	TXL	3510347R1	3595625C1	1703M	37	N/A		
BE97WD	18	VT	TXL	3510347R1	3553649C1	1800	B6	N/A	3553650C1	
BE99B	18	VT	TXL	3510347R1	3595625C1	1703M	47	N/A		
BE99B	18	VT	TXL	3510347R1	3553649C1	1800	C4	N/A	3553650C1	
BE99BJ	18	VT	TXL	3510347R1	3595621C1	1702	28	N/A	3598918C1	3598919C1
BE99BJ	18	VT	TXL	3510347R1	3595624C1	1703F	47	SWS_N_REQ		
BG28A	20	TN	TXL	3510328R1	3710061C1	1500A	B9	N/A	3539892C1	3539893C1
BG28A	20	TN	TXL	3510328R1	4063415C1	1000A	1	N/A		
BG28B	20	TN	TXL	3510328R1	3710061C1	1500A	B10	N/A	3539892C1	3539893C1
BG28B	20	TN	TXL	3510328R1	4063415C1	1000A	3	N/A		
BG28C	20	TN	TXL	3510328R1	3710061C1	1500A	B8	N/A	3539892C1	3539893C1
BG28C	20	TN	TXL	3510328R1	4063415C1	1000A	4	N/A		
CD14	4	RD	SGX	2644026R1		1002	1	2644002R1		
CD14	4	RD	SGX	2644026R1		DS15	-	2644000R1		
CD14A	6	RD	SGX	2643702R1		DS15	-	2644000R1		
CD14A	6	RD	SGX	2643702R1		DS50	-	2644000R1		
CD14AB	12	RD	TXL	3510368R1		DS50	-	2644000R1		
CD14AB	12	RD	TXL	3510368R1	3768015C1	1010	2	N/A	3768016C1	
CD14AC	12	RD	TXL	3510368R1		DS50	-	2644000R1		
CD14AC	12	RD	TXL	3510368R1	3768015C1	1010	10	N/A	3768016C1	

Circuit Number	Gauge	Color	Insulation	Terminal Splice	Connector Body	Connector		Seal / Sleeve	Lock 1	Lock 2
				Number	Part Numbers	Number	Cavity			
CD14AD	12	RD	TXL	3510368R1		DS50	-	2644000R1		
CD14AD	12	RD	TXL	3510368R1	3768015C1	1010	18	N/A	3768016C1	
CD14AE	12	RD	TXL	3510368R1		DS50	-	2644000R1		
CD14AE	12	RD	TXL	3510368R1	3768015C1	1010	26	N/A	3768016C1	
CD14AF	12	RD	TXL	3510368R1		DS50	-	2644000R1		
CD14AF	12	RD	TXL	3510368R1	3768015C1	1010	34	N/A	3768016C1	
CD14AG	12	RD	TXL	3510368R1		DS50	-	2644000R1		
CD14AG	12	RD	TXL	3510368R1	3768015C1	1017	4	N/A	3768016C1	
CD14B	8	RD	TXL	3525611R1		DS15	-	2644000R1		
CD14B	8	RD	TXL	3525611R1		DS51	-	2644000R1		
CD14BA	12	RD	TXL	3510368R1		DS51	-	2644000R1		
CD14BA	12	RD	TXL	3510368R1	3768015C1	1018	18	N/A	3768016C1	
CD14BB	12	RD	TXL	3510368R1		DS51	-	2644000R1		
CD14BB	12	RD	TXL	3510368R1	3768015C1	1018	11	N/A	3768016C1	
CD14BC	12	RD	TXL	3510368R1		DS51	-	2644000R1		
CD14BC	12	RD	TXL	3510368R1	3768015C1	1018	12	N/A	3768016C1	
CD14BD	12	RD	TXL	3510368R1		DS51	-	2644000R1		
CD14BD	12	RD	TXL	3510368R1	3768015C1	1018	3	N/A	3768016C1	
CD14BE	12	RD	TXL	3510368R1		DS51	-	2644000R1		
CD14BE	12	RD	TXL	3510368R1	3768015C1	1018	4	N/A	3768016C1	
CD14BG	12	RD	TXL	3510368R1	3768015C1	1018	2	N/A	3768016C1	
CD14BG	12	RD	TXL	3510368R1		DS51	-	2644000R1		
CD14C	8	RD	TXL	3525611R1		DS12	-	2644000R1		
CD14C	8	RD	TXL	3525611R1	4100070C1	1016	R1-30	N/A		
CD14CA	8	RD	TXL	3525611R1	4100070C1	1016	R1-87	N/A		
CD14CA	8	RD	TXL	3525611R1		DS53	-	2644000R1		
CD14CB	12	RD	TXL	3510368R1		DS53	-	2644000R1		
CD14CB	12	RD	TXL	3510368R1	3768015C1	1017	10	N/A	3768016C1	
CD14CC	12	RD	TXL	3510368R1		DS53	-	2644000R1		
CD14CC	12	RD	TXL	3510368R1	3768015C1	1017	17	N/A	3768016C1	
CD14CD	12	RD	TXL	3510368R1		DS53	-	2644000R1		
CD14CD	12	RD	TXL	3510368R1	3768015C1	1017	18	N/A	3768016C1	

Circuit Number	Gauge	Color	Insulation	Terminal Splice	Connector Body	Connector		Seal / Sleeve	Lock 1	Lock 2
				Number	Part Numbers	Number	Cavity			
CD14CE	12	RD	TXL	3510368R1		DS53	-	2644000R1		
CD14CE	12	RD	TXL	3510368R1	3768015C1	1017	19	N/A	3768016C1	
CD14CF	12	RD	TXL	3510368R1		DS53	-	2644000R1		
CD14CF	12	RD	TXL	3510368R1	3768015C1	1017	20	N/A	3768016C1	
CD14CG	12	RD	TXL	3510368R1		DS53	-	2644000R1		
CD14CG	12	RD	TXL	3510368R1	3768015C1	1017	1	N/A	3768016C1	
CD14CH	12	RD	TXL	3510368R1		DS53	-	2644000R1		
CD14CH	12	RD	TXL	3510368R1	3768015C1	1017	2	N/A	3768016C1	
CD14CJ	12	RD	TXL	3510368R1	3768015C1	1018	10	N/A	3768016C1	
CD14CJ	12	RD	TXL	3510368R1		DS53	-	2644000R1		
CD14D	4	RD	SGX	2644026R1		1003	1	2644002R1		
CD14D	4	RD	SGX	2644026R1		DS12	-	2644000R1		
CD14DA	10	RD	TXL	3510369R1		DS15	-	2644000R1		
CD14DA	10	RD	TXL	3510369R1	3768010C1	1011	R4 -	0 N/A	3768011C1	
CD14DB	10	RD	TXL	3510369R1		DS12	-	2644000R1		
CD14DB	10	RD	TXL	3510369R1	3768010C1	1014	R4 -	0 N/A	3768011C1	
CD14DC	8	RD	TXL	3525611R1		DS12	-	2644000R1		
CD14DC	8	RD	TXL	3525611R1	4100070C1	1016	R2-30	N/A		
DB149A	18	GY	TXL	3510311R1	3546518C1	1100	D	N/A	3546519C1	
DB149A	18	GY	TXL	3510311R1	3598706C1	1600	A16	N/A	1618846C1	1618847C1
DC149A	18	GY	TXL	3510311R1	3546518C1	1100MA	D	N/A	3546519C1	
DC149A	18	GY	TXL	3510311R1	3598706C1	1600	A16	N/A	1618846C1	1618847C1
DD13A	14	GY	TXL	3510313R1	6099045C1	8884B	1	N/A		
DD13A	14	GY	TXL	3510313R1	3546518C1	1100	D	N/A	3546519C1	
DD13FAL	14	BN	GXL	2643688R1	6099045C1	8884B	2	N/A		
DD13FAL	14	BN	GXL	2643688R1		AS29	-	2644000R1		
DD13FAM	18	BN	TXL	3510305R1	3598706C1	1600	A16	N/A	1618846C1	1618847C1
DD13FAM	18	BN	TXL	3510305R1		AS29	-	2644000R1		
DE13DD	18	PK	TXL	3510323R1	3759005C1	1606	B	N/A	3573833C1	
DE13DD	18	PK	TXL	3510323R1		DS59	-	2644000R1		
DE13DE	18	PK	TXL	3510323R1	4100070C1	1016	R2-86	N/A		
DE13DE	18	PK	TXL	3510323R1		DS59	-	2644000R1		

Circuit Number	Gauge	Color	Insulation	Terminal Splice	Connector Body	Connector		Seal / Sleeve	Lock 1	Lock 2
				Number	Part Numbers	Number	Cavity			
DE13DF	18	PK	TXL	3510323R1	3768010C1	1014	R4 -	6 N/A	3768011C1	
DE13DF	18	PK	TXL	3510323R1	A	DS59	-	2644000R		
DF13DD	18	PK	TXL	3510323R1	3759005C1	1606	B	N/A	3573833C1	
DF13DD	18	PK	TXL	3510323R1		DS59	-	2644000R1		
DF13DE	18	PK	TXL	3510323R1	4100070C1	1016	R2-86	N/A		
DF13DE	18	PK	TXL	3510323R1		DS59	-	2644000R1		
DF13DF	18	PK	TXL	3510323R1	3768010C1	1014	R4 -	6 N/A	3768011C1	
DF13DF	18	PK	TXL	3510323R1	A	DS59	-	2644000R		
DF13DU	18	GY	TXL	3510311R1	3768010C1	1012	R6 -	6 N/A	3768011C1	
DF13DU	18	GY	TXL	3510311R1	A	DS59	-	2644000R		
DG149A	18	GY	TXL	3510311R1	3598706C1	1600	A16	N/A	1618846C1	1618847C1
DG149A	18	GY	TXL	3510311R1	3546518C1	1100	D	N/A	3546519C1	
DH13	14	GY	TXL	3510313R1	6099045C1	8884B	1	N/A		
DH13	14	GY	TXL	3510313R1	3546518C1	1100	D	N/A	3546519C1	
DH13A	14	GY	TXL	3510313R1	6099045C1	8884B	2	N/A		
DH13A	14	GY	TXL	3510313R1		AS29	-	2644000R1		
DH13C	18	GY	TXL	3510311R1	3598706C1	1600	A16	N/A	1618846C1	1618847C1
DH13C	18	GY	TXL	3510311R1		AS29	-	2644000R1		
DJ13-GFF	18	WH	TXL	3510359R1	3768010C1	1012	R1 -	5 N/A	3768011C1	
DJ13-GFF	18	WH	TXL	3510359R1	A	BS8	-	N/A		
DJ13DG	12	PK	TXL	3510326R1	3768010C1	1014	R4 -	7 N/A	3768011C1	
DJ13DG	12	PK	TXL	3510326R1	3768015C1	1018	34	N/A	3768016C1	
DJ13DH	8	RD	TXL	3525611R1	4100070C1	1016	R2-87	N/A		
DJ13DH	8	RD	TXL	3525611R1		DS55	-	2644000R1		
DJ13DJ	12	PK	TXL	3510326R1	3768015C1	1015	2	N/A	3768016C1	
DJ13DJ	12	PK	TXL	3510326R1		DS55	-	2644000R1		
DJ13DK	12	PK	TXL	3510326R1	3768015C1	1015	10	N/A	3768016C1	
DJ13DK	12	PK	TXL	3510326R1		DS55	-	2644000R1		
DJ13DL	12	PK	TXL	3510326R1	3768015C1	1015	18	N/A	3768016C1	
DJ13DL	12	PK	TXL	3510326R1		DS55	-	2644000R1		
DJ13DM	12	PK	TXL	3510326R1	3768015C1	1015	26	N/A	3768016C1	
DJ13DM	12	PK	TXL	3510326R1		DS55	-	2644000R1		

Circuit Number	Gauge	Color	Insulation	Terminal Splice	Connector Body	Connector		Seal / Sleeve	Lock 1	Lock 2
				Number	Part Numbers	Number	Cavity			
DJ13DN	12	PK	TXL	3510326R1	3768015C1	1015	34	N/A	3768016C1	
DJ13DN	12	PK	TXL	3510326R1		DS55	-	2644000R1		
DJ13DP	12	PK	TXL	3510326R1	3768015C1	1018	26	N/A	3768016C1	
DJ13DP	12	PK	TXL	3510326R1		DS55	-	2644000R1		
DJ13DR	18	PK	TXL	3510323R1	3768015C1	1015	7	N/A	3768016C1	
DJ13DR	18	PK	TXL	3510323R1	3768010C1	1012	R1 -	6 N/A	3768011C1	
DJ13DT	12	PK	TXL	3510326R1		DS55	-	2644000R1		
DJ13DT	12	PK	TXL	3510326R1	3768015C1	1017	34	N/A	3768016C1	
DL11-GAR	18	WH	TXL	3510359R1	3613769C1	1023	12	N/A		
DL11-GAR	18	WH	TXL	3510359R1	3544677C1	1926	B	N/A	3544678C1	
DL13AB	18	PK	TXL	3510323R1	3768015C1	1015	14	N/A	3768016C1	
DL13AB	18	PK	TXL	3510323R1		DS72	-	2644000R1		
DL13BA	18	PK	TXL	3510323R1	3544677C1	1926	A	N/A	3544678C1	
DL13BA	18	PK	TXL	3510323R1		DS72	-	2644000R1		
DL13BB	18	PK	TXL	3510323R1	3710061C1	1500A	A6	N/A	3539892C1	3539893C1
DL13BB	18	PK	TXL	3510323R1		DS72	-	2644000R1		
DL179	18	WH	TXL	3510359R1	3544677C1	1926	E	N/A	3544678C1	
DL179	18	WH	TXL	3510359R1	3710061C1	1500A	A7	N/A	3539892C1	3539893C1
DL5V(+)	18	YL	TXL	3572112R1	3544677C1	1926	C	N/A	3544678C1	
DL5V(+)	18	YL	TXL	3572112R1	3601838C1	1025	L	N/A	3601839C1	
DL5V(-)	18	GN	TXL	3572112R1	3544677C1	1926	D	N/A	3544678C1	
DL5V(-)	18	GN	TXL	3572112R1	3601838C1	1025	B	N/A	3601839C1	
EB15	18	RD	TXL	3510365R1	3546518C1	1100	A	N/A	3546519C1	
EB15	18	RD	TXL	3510365R1	3768015C1	1010	15	N/A	3768016C1	
EC149	18	GY	TXL	3510311R1	3598706C1	1600	A1	N/A	1618846C1	1618847C1
EC149	18	GY	TXL	3510311R1	3546518C1	1100	C	N/A	3546519C1	
ED149	18	GY	TXL	3510311R1	3598706C1	1600	A1	N/A	1618846C1	1618847C1
ED149	18	GY	TXL	3510311R1	3546518C1	1100MA	C	N/A	3546519C1	
EE15	18	RD	TXL	3510365R1	3546518C1	1100MA	A	N/A	3546519C1	
EE15	18	RD	TXL	3510365R1	3768015C1	1010	15	N/A	3768016C1	
EH12C	18	LTBL	TXL	3510341R1	3759005C1	1606	A	N/A	3573833C1	
EH12C	18	LTBL	TXL	3510341R1	3768010C1	1011	R4 -	6 N/A	3768011C1	

Circuit Number	Gauge	Color	Insulation	Terminal Splice	Connector Body	Connector		Seal / Sleeve	Lock 1	Lock 2
				Number	Part Numbers	Number	Cavity			
EH12D	12	LTBL	TXL	3510344R1	3768010C1	1011	R4 -	7 N/A	3768011C1	
EH12D	12	LTBL	TXL	3510344R1	B	DS54	-	2644000R		
EH12E	18	LTBL	TXL	3510341R1	3768015C1	1017	26	N/A	3768016C1	
EH12E	18	LTBL	TXL	3510341R1		DS54	-	2644000R1		
EH12F	12	LTBL	TXL	3510344R1	3768015C1	1017	27	N/A	3768016C1	
EH12F	12	LTBL	TXL	3510344R1		DS54	-	2644000R1		
EH12G	16	LTBL	TXL	3510342R1	3768015C1	1017	28	N/A	3768016C1	
EH12G	16	LTBL	TXL	3510342R1		DS54	-	2644000R1		
EH12H	16	LTBL	TXL	3510342R1		DS54	-	2644000R1		
EH12H	16	LTBL	TXL	3510342R1	3768015C1	1017	25	N/A	3768016C1	
EH12J	18	LTBL	TXL	3510341R1	3768015C1	1017	3	N/A	3768016C1	
EH12J	18	LTBL	TXL	3510341R1		DS54	-	2644000R1		
EJ12C	18	LTBL	TXL	3510341R1	3759005C1	1606	A	N/A	3573833C1	
EJ12C	18	LTBL	TXL	3510341R1		DS18	-	2644000R1		
EJ12D	12	LTBL	TXL	3510344R1	3768010C1	1011	R4 -	7 N/A	3768011C1	
EJ12D	12	LTBL	TXL	3510344R1	B	DS54	-	2644000R		
EJ12E	18	LTBL	TXL	3510341R1	3768015C1	1017	26	N/A	3768016C1	
EJ12E	18	LTBL	TXL	3510341R1		DS54	-	2644000R1		
EJ12F	12	LTBL	TXL	3510344R1	3768015C1	1017	27	N/A	3768016C1	
EJ12F	12	LTBL	TXL	3510344R1		DS54	-	2644000R1		
EJ12G	16	LTBL	TXL	3510342R1	3768015C1	1017	28	N/A	3768016C1	
EJ12G	16	LTBL	TXL	3510342R1		DS54	-	2644000R1		
EJ12H	16	LTBL	TXL	3510342R1		DS54	-	2644000R1		
EJ12H	16	LTBL	TXL	3510342R1	3768015C1	1017	25	N/A	3768016C1	
EJ12J	18	LTBL	TXL	3510341R1		DS54	-	2644000R1		
EJ12J	18	LTBL	TXL	3510341R1	3768015C1	1017	3	N/A	3768016C1	
EJ12S	18	LTBL	TXL	3510341R1	3768010C1	1011	R4 -	6 N/A	3768011C1	
EJ12S	18	LTBL	TXL	3510341R1	A	DS18	-	2644000R		
EJ12T	18	LTBL	TXL	3510341R1	3768010C1	1012	R4 -	6 N/A	3768011C1	
EJ12T	18	LTBL	TXL	3510341R1	A	DS18	-	2644000R		
EK149	14	GY	TXL	3510313R1	3546518C1	1100	C	N/A	3546519C1	
EK149	14	GY	TXL	3510313R1	6099045C1	8884B	3	N/A		

Circuit Number	Gauge	Color	Insulation	Terminal Splice	Connector Body	Connector		Seal / Sleeve	Lock 1	Lock 2
				Number	Part Numbers	Number	Cavity			
EK149A	14	GY	TXL	3510313R1		PS10	-	2644000R1		
EK149A	14	GY	TXL	3510313R1	6099045C1	8884B	4	N/A		
EK149B	18	LTBL	TXL	3510341R1		PS10	-	2644000R1		
EK149B	18	LTBL	TXL	3510341R1	3598706C1	1600	A1	N/A	1618846C1	1618847C1
FA11-GAA	6	WH	SGX	2643790R1		1004	1	2644002R1		
FA11-GAA	6	WH	SGX	2643790R1		BS8	-	N/A		
FB11-GBA	14	WH	TXL	3510361R1	3613769C1	1022	1	N/A		
FB11-GBA	14	WH	TXL	3510361R1		BS10	-	2644000R1		
FB11-GCB	14	WH	TXL	3510361R1	3613769C1	1023	1	N/A		
FB11-GCB	14	WH	TXL	3510361R1		BS10	-	2644000R1		
FB11-GCC	14	WH	TXL	3510361R1	3613769C1	1027	1	N/A		
FB11-GCC	14	WH	TXL	3510361R1		BS10	-	2644000R1		
FB11-GKJ	6	WH	SGX	2643790R1		1005A	1	2644002R1		
FB11-GKJ	6	WH	SGX	2643790R1		BS10	-	2644000R1		
GB5A(+)	18	YL	TXL	3572112R1	3683465C1	1939_5	A	N/A	3683466C1	3573833C1
GB5A(+)	18	YL	TXL	3572112R1		AS17	-	2644000R1		
GB5A(-)	18	GN	TXL	3572112R1	3683465C1	1939_5	B	N/A	3683466C1	3573833C1
GB5A(-)	18	GN	TXL	3572112R1		AS18	-	2644000R1		
GB5B(+)	18	YL	TXL	3572112R1	3759005C1	1606	H	N/A	3573833C1	
GB5B(+)	18	YL	TXL	3572112R1		AS17	-	2644000R1		
GB5B(-)	18	GN	TXL	3572112R1	3759005C1	1606	G	N/A	3573833C1	
GB5B(-)	18	GN	TXL	3572112R1		AS18	-	2644000R1		
GB5C(+)	18	YL	TXL	3572112R1		AS34	-	2644000R1		
GB5C(+)	18	YL	TXL	3572112R1		AS17	-	2644000R1		
GB5C(-)	18	GN	TXL	3572112R1		AS35	-	2644000R1		
GB5C(-)	18	GN	TXL	3572112R1		AS18	-	2644000R1		
GB5D(+)	18	YL	TXL	3572112R1		AS34	-	2644000R1		
GB5D(+)	18	YL	TXL	3572112R1	3757649C1	1650	Conne	ti N/A		
GB5D(-)	18	GN	TXL	3572112R1		AS35	-	2644000R1		
GB5D(-)	18	GN	TXL	3572112R1	3757649C1	1650	Conne	ti N/A		
GB5E(+)	18	YL	TXL	3572112R1		AS34	-	2644000R1		
GB5E(+)	18	YL	TXL	3572112R1		CS3	-	2644000R1		

Circuit Number	Gauge	Color	Insulation	Terminal Splice	Connector Body	Connector		Seal / Sleeve	Lock 1	Lock 2
				Number	Part Numbers	Number	Cavity			
GB5E(-)	18	GN	TXL	3572112R1		AS35	-	2644000R1		
GB5E(-)	18	GN	TXL	3572112R1		CS4	-	2644000R1		
GB5G(+)	18	YL	TXL	3572112R1		CS3	-	2644000R1		
GB5G(+)	18	YL	TXL	3572112R1	3710061C1	1500A	A9	N/A	3539892C1	3539893C1
GB5G(-)	18	GN	TXL	3572112R1		CS4	-	2644000R1		
GB5G(-)	18	GN	TXL	3572112R1	3710061C1	1500A	A10	N/A	3539892C1	3539893C1
GB5H(+)	18	YL	TXL	3572112R1		CS3	-	2644000R1		
GB5H(+)	18	YL	TXL	3572112R1		DS30	-	2644000R1		
GB5H(-)	18	GN	TXL	3572112R1		CS4	-	2644000R1		
GB5H(-)	18	GN	TXL	3572112R1		DS32	-	2644000R1		
GB5J(+)	18	YL	TXL	3572112R1		DS30	-	2644000R1		
GB5J(+)	18	YL	TXL	3572112R1	3605446C91	1852	8	N/A		
GB5J(-)	18	GN	TXL	3572112R1		DS32	-	2644000R1		
GB5J(-)	18	GN	TXL	3572112R1	3605446C91	1852	15	N/A		
GB5K(+)	18	YL	TXL	3572112R1		DS30	-	2644000R1		
GB5K(+)	18	YL	TXL	3572112R1		MS1	-	2644000R1		
GB5K(-)	18	GN	TXL	3572112R1		DS32	-	2644000R1		
GB5K(-)	18	GN	TXL	3572112R1		MS2	-	2644000R1		
GB5N(+)	18	YL	TXL	3572112R1		MS1	-	2644000R1		
GB5N(+)	18	YL	TXL	3572112R1	3596926C1	1400	8	N/A	3562309C1	
GB5N(-)	18	GN	TXL	3572112R1		MS2	-	2644000R1		
GB5N(-)	18	GN	TXL	3572112R1	3596926C1	1400	7	N/A	3562309C1	
GB5P(+)	18	YL	TXL	3572112R1		MS1	-	2644000R1		
GB5P(+)	18	YL	TXL	3572112R1	3595625C1	1703M	53	N/A		
GB5P(-)	18	GN	TXL	3572112R1		MS2	-	2644000R1		
GB5P(-)	18	GN	TXL	3572112R1	3595625C1	1703M	52	N/A		
GB5R(+)	18	YL	TXL	3572112R1	3595624C1	1703F	53	SWS_N_REQ		
GB5R(+)	18	YL	TXL	3572112R1	3595621C1	1702	11	N/A	3598918C1	3598919C1
GB5R(-)	18	GN	TXL	3572112R1	3595624C1	1703F	52	SWS_N_REQ		
GB5R(-)	18	GN	TXL	3572112R1	3595621C1	1702	17	N/A	3598918C1	3598919C1
GC5BA(+)	18	YL	TXL	3572112R1	3683465C1	1939_2	A	N/A	3683466C1	3573833C1
GC5BA(+)	18	YL	TXL	3572112R1		BS18	-	2644000R1		

Circuit Number	Gauge	Color	Insulation	Terminal Splice	Connector Body	Connector		Seal / Sleeve	Lock 1	Lock 2
				Number	Part Numbers	Number	Cavity			
GC5BA(-)	18	GN	TXL	3572112R1	3683465C1	1939_2	B	N/A	3683466C1	3573833C1
GC5BA(-)	18	GN	TXL	3572112R1		BS19	-	2644000R1		
GC5BB(+)	18	YL	TXL	3572112R1	3598705C1	1602	F6	N/A	1618846C1	1618847C1
GC5BB(+)	18	YL	TXL	3572112R1		BS18	-	2644000R1		
GC5BB(-)	18	GN	TXL	3572112R1	3598705C1	1602	F5	N/A	1618846C1	1618847C1
GC5BB(-)	18	GN	TXL	3572112R1		BS19	-	2644000R1		
GC5BC(+)	18	YL	TXL	3572112R1	3601838C1	1024	M	N/A	3601839C1	
GC5BC(+)	18	YL	TXL	3572112R1		BS18	-	2644000R1		
GC5BC(-)	18	GN	TXL	3572112R1	3601838C1	1024	A	N/A	3601839C1	
GC5BC(-)	18	GN	TXL	3572112R1		BS19	-	2644000R1		
GC5BD(+)	18	YL	TXL	3572112R1	3601838C1	1024	K	N/A	3601839C1	
GC5BD(+)	18	YL	TXL	3572112R1	3601838C1	1024	J	N/A	3601839C1	
GC5BD(-)	18	GN	TXL	3572112R1	3601838C1	1024	C	N/A	3601839C1	
GC5BD(-)	18	GN	TXL	3572112R1	3601838C1	1024	D	N/A	3601839C1	
GC5BE(+)	18	YL	TXL	3572112R1	3601838C1	1024	G	N/A	3601839C1	
GC5BE(+)	18	YL	TXL	3572112R1	3601838C1	1028	M	N/A	3601839C1	
GC5BE(-)	18	GN	TXL	3572112R1	3601838C1	1024	F	N/A	3601839C1	
GC5BE(-)	18	GN	TXL	3572112R1	3601838C1	1028	A	N/A	3601839C1	
GC5BF(+)	18	YL	TXL	3572112R1	3601838C1	1028	K	N/A	3601839C1	
GC5BF(+)	18	YL	TXL	3572112R1	3601838C1	1028	J	N/A	3601839C1	
GC5BF(-)	18	GN	TXL	3572112R1	3601838C1	1028	C	N/A	3601839C1	
GC5BF(-)	18	GN	TXL	3572112R1	3601838C1	1028	D	N/A	3601839C1	
GC5BG(+)	18	YL	TXL	3572112R1	3601838C1	1028	G	N/A	3601839C1	
GC5BG(+)	18	YL	TXL	3572112R1	3601838C1	1025	M	N/A	3601839C1	
GC5BG(-)	18	GN	TXL	3572112R1	3601838C1	1028	F	N/A	3601839C1	
GC5BG(-)	18	GN	TXL	3572112R1	3601838C1	1025	A	N/A	3601839C1	
GC5BH(+)	18	YL	TXL	3572112R1	3601838C1	1025	K	N/A	3601839C1	
GC5BH(+)	18	YL	TXL	3572112R1	3601838C1	1025	J	N/A	3601839C1	
GC5BH(-)	18	GN	TXL	3572112R1	3601838C1	1025	C	N/A	3601839C1	
GC5BH(-)	18	GN	TXL	3572112R1	3601838C1	1025	D	N/A	3601839C1	
GC5BJ(+)	18	YL	TXL	3572112R1	3601838C1	1025	G	N/A	3601839C1	
GC5BJ(+)	18	YL	TXL	3572112R1	3595625C1	1700	37	N/A		

Circuit Number	Gauge	Color	Insulation	Terminal Splice	Connector Body	Connector		Seal / Sleeve	Lock 1	Lock 2
				Number	Part Numbers	Number	Cavity			
GC5BJ(-)	18	GN	TXL	3572112R1	3601838C1	1025	F	N/A	3601839C1	
GC5BJ(-)	18	GN	TXL	3572112R1	3595625C1	1700	38	N/A		
GD5BA(+)	18	YL	TXL	3572112R1		BS18	-	2644000R1		
GD5BA(+)	18	YL	TXL	3572112R1	3595623C1	1701	52	N/A		
GD5BA(-)	18	GN	TXL	3572112R1		BS19	-	2644000R1		
GD5BA(-)	18	GN	TXL	3572112R1	3595623C1	1701	53	N/A		
GD5BB(+)	18	YL	TXL	3572112R1		BS18	-	2644000R1		
GD5BB(+)	18	YL	TXL	3572112R1	3598705C1	1602	F6	N/A	1618846C1	1618847C1
GD5BB(-)	18	GN	TXL	3572112R1		BS19	-	2644000R1		
GD5BB(-)	18	GN	TXL	3572112R1	3598705C1	1602	F5	N/A	1618846C1	1618847C1
GD5BC(+)	18	YL	TXL	3572112R1		BS18	-	2644000R1		
GD5BC(+)	18	YL	TXL	3572112R1	3601838C1	1024	M	N/A	3601839C1	
GD5BC(-)	18	GN	TXL	3572112R1		BS19	-	2644000R1		
GD5BC(-)	18	GN	TXL	3572112R1	3601838C1	1024	A	N/A	3601839C1	
GD5BD(+)	18	YL	TXL	3572112R1	3601838C1	1024	K	N/A	3601839C1	
GD5BD(+)	18	YL	TXL	3572112R1	3601838C1	1024	J	N/A	3601839C1	
GD5BD(-)	18	GN	TXL	3572112R1	3601838C1	1024	D	N/A	3601839C1	
GD5BD(-)	18	GN	TXL	3572112R1	3601838C1	1024	C	N/A	3601839C1	
GD5BE(+)	18	YL	TXL	3572112R1	3601838C1	1024	G	N/A	3601839C1	
GD5BE(+)	18	YL	TXL	3572112R1	3601838C1	1028	M	N/A	3601839C1	
GD5BE(-)	18	GN	TXL	3572112R1	3601838C1	1024	F	N/A	3601839C1	
GD5BE(-)	18	GN	TXL	3572112R1	3601838C1	1028	A	N/A	3601839C1	
GD5BF(+)	18	YL	TXL	3572112R1	3601838C1	1028	K	N/A	3601839C1	
GD5BF(+)	18	YL	TXL	3572112R1	3601838C1	1028	J	N/A	3601839C1	
GD5BF(-)	18	GN	TXL	3572112R1	3601838C1	1028	C	N/A	3601839C1	
GD5BF(-)	18	GN	TXL	3572112R1	3601838C1	1028	D	N/A	3601839C1	
GD5BG(+)	18	YL	TXL	3572112R1	3601838C1	1028	G	N/A	3601839C1	
GD5BG(+)	18	YL	TXL	3572112R1	3601838C1	1025	M	N/A	3601839C1	
GD5BG(-)	18	GN	TXL	3572112R1	3601838C1	1028	F	N/A	3601839C1	
GD5BG(-)	18	GN	TXL	3572112R1	3601838C1	1025	A	N/A	3601839C1	
GD5BH(+)	18	YL	TXL	3572112R1	3601838C1	1025	K	N/A	3601839C1	
GD5BH(+)	18	YL	TXL	3572112R1	3601838C1	1025	J	N/A	3601839C1	

Circuit Number	Gauge	Color	Insulation	Terminal Splice	Connector Body	Connector		Seal / Sleeve	Lock 1	Lock 2
				Number	Part Numbers	Number	Cavity			
GD5BH(-)	18	GN	TXL	3572112R1	3601838C1	1025	D	N/A	3601839C1	
GD5BH(-)	18	GN	TXL	3572112R1	3601838C1	1025	C	N/A	3601839C1	
GD5BJ(+)	18	YL	TXL	3572112R1	3601838C1	1025	G	N/A	3601839C1	
GD5BJ(+)	18	YL	TXL	3572112R1	3595625C1	1700	37	N/A		
GD5BJ(-)	18	GN	TXL	3572112R1	3601838C1	1025	F	N/A	3601839C1	
GD5BJ(-)	18	GN	TXL	3572112R1	3595625C1	1700	38	N/A		
GE5A(+)	18	YL	TXL	3572112R1	3595623C1	1701	62	N/A		
GE5A(+)	18	YL	TXL	3572112R1		AS17	-	2644000R1		
GE5A(-)	18	GN	TXL	3572112R1	3595623C1	1701	61	N/A		
GE5A(-)	18	GN	TXL	3572112R1		AS18	-	2644000R1		
GE5B(+)	18	YL	TXL	3572112R1	3759005C1	1606	H	N/A	3573833C1	
GE5B(+)	18	YL	TXL	3572112R1		AS17	-	2644000R1		
GE5B(-)	18	GN	TXL	3572112R1	3759005C1	1606	G	N/A	3573833C1	
GE5B(-)	18	GN	TXL	3572112R1		AS18	-	2644000R1		
GE5C(+)	18	YL	TXL	3572112R1		AS34	-	2644000R1		
GE5C(+)	18	YL	TXL	3572112R1		AS17	-	2644000R1		
GE5C(-)	18	GN	TXL	3572112R1		AS35	-	2644000R1		
GE5C(-)	18	GN	TXL	3572112R1		AS18	-	2644000R1		
GE5D(+)	18	YL	TXL	3572112R1		AS34	-	2644000R1		
GE5D(+)	18	YL	TXL	3572112R1	3757649C1	1650	Conne	ti N/A		
GE5D(-)	18	GN	TXL	3572112R1		AS35	-	2644000R1		
GE5D(-)	18	GN	TXL	3572112R1	3757649C1	1650	Conne	ti N/A		
GE5E(+)	18	YL	TXL	3572112R1		AS34	-	2644000R1		
GE5E(+)	18	YL	TXL	3572112R1		CS3	-	2644000R1		
GE5E(-)	18	GN	TXL	3572112R1		AS35	-	2644000R1		
GE5E(-)	18	GN	TXL	3572112R1		CS4	-	2644000R1		
GE5G(+)	18	YL	TXL	3572112R1	3710061C1	1500A	A9	N/A	3539892C1	3539893C1
GE5G(+)	18	YL	TXL	3572112R1		CS3	-	2644000R1		
GE5G(-)	18	GN	TXL	3572112R1	3710061C1	1500A	A10	N/A	3539892C1	3539893C1
GE5G(-)	18	GN	TXL	3572112R1		CS4	-	2644000R1		
GE5P(+)	18	YL	TXL	3572112R1	3595625C1	1703M	53	N/A		
GE5P(+)	18	YL	TXL	3572112R1		CS3	-	2644000R1		

Circuit Number	Gauge	Color	Insulation	Terminal Splice	Connector Body	Connector		Seal / Sleeve	Lock 1	Lock 2
				Number	Part Numbers	Number	Cavity			
GE5P(-)	18	GN	TXL	3572112R1	3595625C1	1703M	52	N/A		
GE5P(-)	18	GN	TXL	3572112R1		CS4	-	2644000R1		
GE5R(+)	18	YL	TXL	3572112R1	3595624C1	1703F	53	SWS_N_REQ		
GE5R(+)	18	YL	TXL	3572112R1	3595621C1	1702	11	N/A	3598918C1	3598919C1
GE5R(-)	18	GN	TXL	3572112R1	3595624C1	1703F	52	SWS_N_REQ		
GE5R(-)	18	GN	TXL	3572112R1	3595621C1	1702	17	N/A	3598918C1	3598919C1
GF5F(+)	18	YL	TXL	3572112R1	3544688C1	2000	10	N/A		
GF5F(+)	18	YL	TXL	3572112R1		CS3	-	2644000R1		
GF5F(-)	18	GN	TXL	3572112R1	3544688C1	2000	9	N/A		
GF5F(-)	18	GN	TXL	3572112R1		CS4	-	2644000R1		
GF5G(+)	18	YL	TXL	3572112R1	3710061C1	1500A	A9	N/A	3539892C1	3539893C1
GF5G(+)	18	YL	TXL	3572112R1		CS3	-	2644000R1		
GF5G(-)	18	GN	TXL	3572112R1	3710061C1	1500A	A10	N/A	3539892C1	3539893C1
GF5G(-)	18	GN	TXL	3572112R1		CS4	-	2644000R1		
GF5H(+)	18	YL	TXL	3572112R1		CS3	-	2644000R1		
GF5H(+)	18	YL	TXL	3572112R1		DS30	-	2644000R1		
GF5H(-)	18	GN	TXL	3572112R1		CS4	-	2644000R1		
GF5H(-)	18	GN	TXL	3572112R1		DS32	-	2644000R1		
GF5J(+)	18	YL	TXL	3572112R1		DS30	-	2644000R1		
GF5J(+)	18	YL	TXL	3572112R1	3605446C91	1852	8	N/A		
GF5J(-)	18	GN	TXL	3572112R1		DS32	-	2644000R1		
GF5J(-)	18	GN	TXL	3572112R1	3605446C91	1852	15	N/A		
GF5K(+)	18	YL	TXL	3572112R1		DS30	-	2644000R1		
GF5K(+)	18	YL	TXL	3572112R1		MS1	-	2644000R1		
GF5K(-)	18	GN	TXL	3572112R1		DS32	-	2644000R1		
GF5K(-)	18	GN	TXL	3572112R1		MS2	-	2644000R1		
GF5N(+)	18	YL	TXL	3572112R1	3596926C1	1400	8	N/A	3562309C1	
GF5N(+)	18	YL	TXL	3572112R1		MS1	-	2644000R1		
GF5N(-)	18	GN	TXL	3572112R1	3596926C1	1400	7	N/A	3562309C1	
GF5N(-)	18	GN	TXL	3572112R1		MS2	-	2644000R1		
GF5P(+)	18	YL	TXL	3572112R1	3595625C1	1703M	53	N/A		
GF5P(+)	18	YL	TXL	3572112R1		MS1	-	2644000R1		

Circuit Number	Gauge	Color	Insulation	Terminal Splice	Connector Body	Connector		Seal / Sleeve	Lock 1	Lock 2
				Number	Part Numbers	Number	Cavity			
GF5P(-)	18	GN	TXL	3572112R1	3595625C1	1703M	52	N/A		
GF5P(-)	18	GN	TXL	3572112R1		MS2	-	2644000R1		
GF5R(+)	18	YL	TXL	3572112R1	3595624C1	1703F	53	SWS_N_REQ		
GF5R(+)	18	YL	TXL	3572112R1	3595621C1	1702	11	N/A	3598918C1	3598919C1
GF5R(-)	18	GN	TXL	3572112R1	3595624C1	1703F	52	SWS_N_REQ		
GF5R(-)	18	GN	TXL	3572112R1	3595621C1	1702	17	N/A	3598918C1	3598919C1
GG5A(+)	18	YL	TXL	3572112R1	3595623C1	1701	62	N/A		
GG5A(+)	18	YL	TXL	3572112R1		AS17	-	2644000R1		
GG5A(-)	18	GN	TXL	3572112R1	3595623C1	1701	61	N/A		
GG5A(-)	18	GN	TXL	3572112R1		AS18	-	2644000R1		
GG5B(+)	18	YL	TXL	3572112R1	3759005C1	1606	H	N/A	3573833C1	
GG5B(+)	18	YL	TXL	3572112R1		AS17	-	2644000R1		
GG5B(-)	18	GN	TXL	3572112R1	3759005C1	1606	G	N/A	3573833C1	
GG5B(-)	18	GN	TXL	3572112R1		AS18	-	2644000R1		
GG5C(+)	18	YL	TXL	3572112R1		AS34	-	2644000R1		
GG5C(+)	18	YL	TXL	3572112R1		AS17	-	2644000R1		
GG5C(-)	18	GN	TXL	3572112R1		AS35	-	2644000R1		
GG5C(-)	18	GN	TXL	3572112R1		AS18	-	2644000R1		
GG5D(+)	18	YL	TXL	3572112R1		AS34	-	2644000R1		
GG5D(+)	18	YL	TXL	3572112R1	3757649C1	1650	Conne	ti N/A		
GG5D(-)	18	GN	TXL	3572112R1		AS35	-	2644000R1		
GG5D(-)	18	GN	TXL	3572112R1	3757649C1	1650	Conne	ti N/A		
GG5E(+)	18	YL	TXL	3572112R1		AS34	-	2644000R1		
GG5E(+)	18	YL	TXL	3572112R1		CS3	-	2644000R1		
GG5E(-)	18	GN	TXL	3572112R1		AS35	-	2644000R1		
GG5E(-)	18	GN	TXL	3572112R1		CS4	-	2644000R1		
GG5G(+)	18	YL	TXL	3572112R1	3710061C1	1500A	A9	N/A	3539892C1	3539893C1
GG5G(+)	18	YL	TXL	3572112R1		CS3	-	2644000R1		
GG5G(-)	18	GN	TXL	3572112R1	3710061C1	1500A	A10	N/A	3539892C1	3539893C1
GG5G(-)	18	GN	TXL	3572112R1		CS4	-	2644000R1		
GG5H(+)	18	YL	TXL	3572112R1		DS30	-	2644000R1		
GG5H(+)	18	YL	TXL	3572112R1		CS3	-	2644000R1		

Circuit Number	Gauge	Color	Insulation	Terminal Splice	Connector Body	Connector		Seal / Sleeve	Lock 1	Lock 2
				Number	Part Numbers	Number	Cavity			
GG5H(-)	18	GN	TXL	3572112R1		DS32	-	2644000R1		
GG5H(-)	18	GN	TXL	3572112R1		CS4	-	2644000R1		
GG5J(+)	18	YL	TXL	3572112R1		DS30	-	2644000R1		
GG5J(+)	18	YL	TXL	3572112R1	4064551C1	7900F	E	N/A		
GG5J(-)	18	GN	TXL	3572112R1		DS32	-	2644000R1		
GG5J(-)	18	GN	TXL	3572112R1	4064551C1	7900F	F	N/A		
GG5P(+)	18	YL	TXL	3572112R1		DS30	-	2644000R1		
GG5P(+)	18	YL	TXL	3572112R1	3595625C1	1703M	53	N/A		
GG5P(-)	18	GN	TXL	3572112R1		DS32	-	2644000R1		
GG5P(-)	18	GN	TXL	3572112R1	3595625C1	1703M	52	N/A		
GG5R(+)	18	YL	TXL	3572112R1	3595621C1	1702	11	N/A	3598918C1	3598919C1
GG5R(+)	18	YL	TXL	3572112R1	3595624C1	1703F	53	SWS_N_REQ		
GG5R(-)	18	GN	TXL	3572112R1	3595621C1	1702	17	N/A	3598918C1	3598919C1
GG5R(-)	18	GN	TXL	3572112R1	3595624C1	1703F	52	SWS_N_REQ		
GH5A(+)	18	YL	TXL	3572112R1	3683465C1	1939_5	A	N/A	3683466C1	3573833C1
GH5A(+)	18	YL	TXL	3572112R1		AS17	-	2644000R1		
GH5A(-)	18	GN	TXL	3572112R1	3683465C1	1939_5	B	N/A	3683466C1	3573833C1
GH5A(-)	18	GN	TXL	3572112R1		AS18	-	2644000R1		
GH5B(+)	18	YL	TXL	3572112R1		AS17	-	2644000R1		
GH5B(+)	18	YL	TXL	3572112R1	3759005C1	1606	H	N/A	3573833C1	
GH5B(-)	18	GN	TXL	3572112R1		AS18	-	2644000R1		
GH5B(-)	18	GN	TXL	3572112R1	3759005C1	1606	G	N/A	3573833C1	
GH5C(+)	18	YL	TXL	3572112R1		AS17	-	2644000R1		
GH5C(+)	18	YL	TXL	3572112R1		AS34	-	2644000R1		
GH5C(-)	18	GN	TXL	3572112R1		AS18	-	2644000R1		
GH5C(-)	18	GN	TXL	3572112R1		AS35	-	2644000R1		
GH5D(+)	18	YL	TXL	3572112R1		AS34	-	2644000R1		
GH5D(+)	18	YL	TXL	3572112R1	3757649C1	1650	Conne	ti N/A		
GH5D(-)	18	GN	TXL	3572112R1		AS35	-	2644000R1		
GH5D(-)	18	GN	TXL	3572112R1	3757649C1	1650	Conne	ti N/A		
GH5E(+)	18	YL	TXL	3572112R1		AS34	-	2644000R1		
GH5E(+)	18	YL	TXL	3572112R1		CS3	-	2644000R1		

Circuit Number	Gauge	Color	Insulation	Terminal Splice	Connector Body	Connector		Seal / Sleeve	Lock 1	Lock 2
				Number	Part Numbers	Number	Cavity			
GH5E(-)	18	GN	TXL	3572112R1		AS35	-	2644000R1		
GH5E(-)	18	GN	TXL	3572112R1		CS4	-	2644000R1		
GH5G(+)	18	YL	TXL	3572112R1		CS3	-	2644000R1		
GH5G(+)	18	YL	TXL	3572112R1	3710061C1	1500A	A9	N/A	3539892C1	3539893C1
GH5G(-)	18	GN	TXL	3572112R1		CS4	-	2644000R1		
GH5G(-)	18	GN	TXL	3572112R1	3710061C1	1500A	A10	N/A	3539892C1	3539893C1
GH5P(+)	18	YL	TXL	3572112R1		CS3	-	2644000R1		
GH5P(+)	18	YL	TXL	3572112R1	3595625C1	1703M	53	N/A		
GH5P(-)	18	GN	TXL	3572112R1		CS4	-	2644000R1		
GH5P(-)	18	GN	TXL	3572112R1	3595625C1	1703M	52	N/A		
GH5R(+)	18	YL	TXL	3572112R1	3595624C1	1703F	53	SWS_N_REQ		
GH5R(+)	18	YL	TXL	3572112R1	3595621C1	1702	11	N/A	3598918C1	3598919C1
GH5R(-)	18	GN	TXL	3572112R1	3595624C1	1703F	52	SWS_N_REQ		
GH5R(-)	18	GN	TXL	3572112R1	3595621C1	1702	17	N/A	3598918C1	3598919C1
GJ5A(+)	18	YL	TXL	3572112R1	3683465C1	1939_5	A	N/A	3683466C1	3573833C1
GJ5A(+)	18	YL	TXL	3572112R1		AS17	-	2644000R1		
GJ5A(-)	18	GN	TXL	3572112R1	3683465C1	1939_5	B	N/A	3683466C1	3573833C1
GJ5A(-)	18	GN	TXL	3572112R1		AS18	-	2644000R1		
GJ5B(+)	18	YL	TXL	3572112R1		AS17	-	2644000R1		
GJ5B(+)	18	YL	TXL	3572112R1	3759005C1	1606	H	N/A	3573833C1	
GJ5B(-)	18	GN	TXL	3572112R1		AS18	-	2644000R1		
GJ5B(-)	18	GN	TXL	3572112R1	3759005C1	1606	G	N/A	3573833C1	
GJ5C(+)	18	YL	TXL	3572112R1		AS17	-	2644000R1		
GJ5C(+)	18	YL	TXL	3572112R1		AS34	-	2644000R1		
GJ5C(-)	18	GN	TXL	3572112R1		AS18	-	2644000R1		
GJ5C(-)	18	GN	TXL	3572112R1		AS35	-	2644000R1		
GJ5D(+)	18	YL	TXL	3572112R1		AS34	-	2644000R1		
GJ5D(+)	18	YL	TXL	3572112R1	3757649C1	1650	Conne	ti N/A		
GJ5D(-)	18	GN	TXL	3572112R1		AS35	-	2644000R1		
GJ5D(-)	18	GN	TXL	3572112R1	3757649C1	1650	Conne	ti N/A		
GJ5E(+)	18	YL	TXL	3572112R1		AS34	-	2644000R1		
GJ5E(+)	18	YL	TXL	3572112R1		CS3	-	2644000R1		

Circuit Number	Gauge	Color	Insulation	Terminal Splice	Connector Body	Connector		Seal / Sleeve	Lock 1	Lock 2
				Number	Part Numbers	Number	Cavity			
GJ5E(-)	18	GN	TXL	3572112R1		AS35	-	2644000R1		
GJ5E(-)	18	GN	TXL	3572112R1		CS4	-	2644000R1		
GJ5G(+)	18	YL	TXL	3572112R1		CS3	-	2644000R1		
GJ5G(+)	18	YL	TXL	3572112R1	3710061C1	1500A	A9	N/A	3539892C1	3539893C1
GJ5G(-)	18	GN	TXL	3572112R1		CS4	-	2644000R1		
GJ5G(-)	18	GN	TXL	3572112R1	3710061C1	1500A	A10	N/A	3539892C1	3539893C1
GJ5H(+)	18	YL	TXL	3572112R1		CS3	-	2644000R1		
GJ5H(+)	18	YL	TXL	3572112R1		DS30	-	2644000R1		
GJ5H(-)	18	GN	TXL	3572112R1		CS4	-	2644000R1		
GJ5H(-)	18	GN	TXL	3572112R1		DS32	-	2644000R1		
GJ5J(+)	18	YL	TXL	3572112R1		DS30	-	2644000R1		
GJ5J(+)	18	YL	TXL	3572112R1	4064551C1	7900F	E	N/A		
GJ5J(-)	18	GN	TXL	3572112R1		DS32	-	2644000R1		
GJ5J(-)	18	GN	TXL	3572112R1	4064551C1	7900F	F	N/A		
GJ5P(+)	18	YL	TXL	3572112R1		DS30	-	2644000R1		
GJ5P(+)	18	YL	TXL	3572112R1	3595625C1	1703M	53	N/A		
GJ5P(-)	18	GN	TXL	3572112R1		DS32	-	2644000R1		
GJ5P(-)	18	GN	TXL	3572112R1	3595625C1	1703M	52	N/A		
GJ5R(+)	18	YL	TXL	3572112R1	3595624C1	1703F	53	SWS_N_REQ		
GJ5R(+)	18	YL	TXL	3572112R1	3595621C1	1702	11	N/A	3598918C1	3598919C1
GJ5R(-)	18	GN	TXL	3572112R1	3595624C1	1703F	52	SWS_N_REQ		
GJ5R(-)	18	GN	TXL	3572112R1	3595621C1	1702	17	N/A	3598918C1	3598919C1
GK5A(+)	18	YL	TXL	3572112R1	3683465C1	1939_5	A	N/A	3683466C1	3573833C1
GK5A(+)	18	YL	TXL	3572112R1		AS17	-	2644000R1		
GK5A(-)	18	GN	TXL	3572112R1	3683465C1	1939_5	B	N/A	3683466C1	3573833C1
GK5A(-)	18	GN	TXL	3572112R1		AS18	-	2644000R1		
GK5B(+)	18	YL	TXL	3572112R1		AS17	-	2644000R1		
GK5B(+)	18	YL	TXL	3572112R1	3759005C1	1606	H	N/A	3573833C1	
GK5B(-)	18	GN	TXL	3572112R1		AS18	-	2644000R1		
GK5B(-)	18	GN	TXL	3572112R1	3759005C1	1606	G	N/A	3573833C1	
GK5C(+)	18	YL	TXL	3572112R1		AS17	-	2644000R1		
GK5C(+)	18	YL	TXL	3572112R1		AS34	-	2644000R1		

Circuit Number	Gauge	Color	Insulation	Terminal Splice	Connector Body	Connector		Seal / Sleeve	Lock 1	Lock 2
				Number	Part Numbers	Number	Cavity			
GK5C(-)	18	GN	TXL	3572112R1		AS18	-	2644000R1		
GK5C(-)	18	GN	TXL	3572112R1		AS35	-	2644000R1		
GK5D(+)	18	YL	TXL	3572112R1		AS34	-	2644000R1		
GK5D(+)	18	YL	TXL	3572112R1	3544066C1	1650MA	C	N/A		
GK5D(-)	18	GN	TXL	3572112R1		AS35	-	2644000R1		
GK5D(-)	18	GN	TXL	3572112R1	3544066C1	1650MA	D	N/A		
GK5E(+)	18	YL	TXL	3572112R1		AS34	-	2644000R1		
GK5E(+)	18	YL	TXL	3572112R1		CS3	-	2644000R1		
GK5E(-)	18	GN	TXL	3572112R1		AS35	-	2644000R1		
GK5E(-)	18	GN	TXL	3572112R1		CS4	-	2644000R1		
GK5G(+)	18	YL	TXL	3572112R1		CS3	-	2644000R1		
GK5G(+)	18	YL	TXL	3572112R1	3710061C1	1500A	A9	N/A	3539892C1	3539893C1
GK5G(-)	18	GN	TXL	3572112R1		CS4	-	2644000R1		
GK5G(-)	18	GN	TXL	3572112R1	3710061C1	1500A	A10	N/A	3539892C1	3539893C1
GK5P(+)	18	YL	TXL	3572112R1		CS3	-	2644000R1		
GK5P(+)	18	YL	TXL	3572112R1	3595625C1	1703M	53	N/A		
GK5P(-)	18	GN	TXL	3572112R1		CS4	-	2644000R1		
GK5P(-)	18	GN	TXL	3572112R1	3595625C1	1703M	52	N/A		
GK5R(+)	18	YL	TXL	3572112R1	3595624C1	1703F	53	SWS_N_REQ		
GK5R(+)	18	YL	TXL	3572112R1	3595621C1	1702	11	N/A	3598918C1	3598919C1
GK5R(-)	18	GN	TXL	3572112R1	3595624C1	1703F	52	SWS_N_REQ		
GK5R(-)	18	GN	TXL	3572112R1	3595621C1	1702	17	N/A	3598918C1	3598919C1
GL5A(+)	18	YL	TXL	3572112R1	3683465C1	1939_5	A	N/A	3683466C1	3573833C1
GL5A(+)	18	YL	TXL	3572112R1		AS17	-	2644000R1		
GL5A(-)	18	GN	TXL	3572112R1	3683465C1	1939_5	B	N/A	3683466C1	3573833C1
GL5A(-)	18	GN	TXL	3572112R1		AS18	-	2644000R1		
GL5B(+)	18	YL	TXL	3572112R1		AS17	-	2644000R1		
GL5B(+)	18	YL	TXL	3572112R1	3759005C1	1606	H	N/A	3573833C1	
GL5B(-)	18	GN	TXL	3572112R1		AS18	-	2644000R1		
GL5B(-)	18	GN	TXL	3572112R1	3759005C1	1606	G	N/A	3573833C1	
GL5C(+)	18	YL	TXL	3572112R1		AS17	-	2644000R1		
GL5C(+)	18	YL	TXL	3572112R1		AS34	-	2644000R1		

Circuit Number	Gauge	Color	Insulation	Terminal Splice	Connector Body	Connector		Seal / Sleeve	Lock 1	Lock 2
				Number	Part Numbers	Number	Cavity			
GL5C(-)	18	GN	TXL	3572112R1		AS18	-	2644000R1		
GL5C(-)	18	GN	TXL	3572112R1		AS35	-	2644000R1		
GL5D(+)	18	YL	TXL	3572112R1		AS34	-	2644000R1		
GL5D(+)	18	YL	TXL	3572112R1	3544066C1	1650MA	C	N/A		
GL5D(-)	18	GN	TXL	3572112R1		AS35	-	2644000R1		
GL5D(-)	18	GN	TXL	3572112R1	3544066C1	1650MA	D	N/A		
GL5E(+)	18	YL	TXL	3572112R1		AS34	-	2644000R1		
GL5E(+)	18	YL	TXL	3572112R1		CS3	-	2644000R1		
GL5E(-)	18	GN	TXL	3572112R1		AS35	-	2644000R1		
GL5E(-)	18	GN	TXL	3572112R1		CS4	-	2644000R1		
GL5G(+)	18	YL	TXL	3572112R1		CS3	-	2644000R1		
GL5G(+)	18	YL	TXL	3572112R1	3710061C1	1500A	A9	N/A	3539892C1	3539893C1
GL5G(-)	18	GN	TXL	3572112R1		CS4	-	2644000R1		
GL5G(-)	18	GN	TXL	3572112R1	3710061C1	1500A	A10	N/A	3539892C1	3539893C1
GL5H(+)	18	YL	TXL	3572112R1		CS3	-	2644000R1		
GL5H(+)	18	YL	TXL	3572112R1		DS30	-	2644000R1		
GL5H(-)	18	GN	TXL	3572112R1		CS4	-	2644000R1		
GL5H(-)	18	GN	TXL	3572112R1		DS32	-	2644000R1		
GL5J(+)	18	YL	TXL	3572112R1		DS30	-	2644000R1		
GL5J(+)	18	YL	TXL	3572112R1	4064551C1	7900F	E	N/A		
GL5J(-)	18	GN	TXL	3572112R1		DS32	-	2644000R1		
GL5J(-)	18	GN	TXL	3572112R1	4064551C1	7900F	F	N/A		
GL5P(+)	18	YL	TXL	3572112R1		DS30	-	2644000R1		
GL5P(+)	18	YL	TXL	3572112R1	3595625C1	1703M	53	N/A		
GL5P(-)	18	GN	TXL	3572112R1		DS32	-	2644000R1		
GL5P(-)	18	GN	TXL	3572112R1	3595625C1	1703M	52	N/A		
GL5R(+)	18	YL	TXL	3572112R1	3595624C1	1703F	53	SWS_N_REQ		
GL5R(+)	18	YL	TXL	3572112R1	3595621C1	1702	11	N/A	3598918C1	3598919C1
GL5R(-)	18	GN	TXL	3572112R1	3595624C1	1703F	52	SWS_N_REQ		
GL5R(-)	18	GN	TXL	3572112R1	3595621C1	1702	17	N/A	3598918C1	3598919C1
GM5A(+)	18	YL	TXL	3572112R1	3683465C1	1939_5	A	N/A	3683466C1	3573833C1
GM5A(+)	18	YL	TXL	3572112R1		AS17	-	2644000R1		

Circuit Number	Gauge	Color	Insulation	Terminal Splice	Connector Body	Connector		Seal / Sleeve	Lock 1	Lock 2
				Number	Part Numbers	Number	Cavity			
GM5A(-)	18	GN	TXL	3572112R1	3683465C1	1939_5	B	N/A	3683466C1	3573833C1
GM5A(-)	18	GN	TXL	3572112R1		AS18	-	2644000R1		
GM5B(+)	18	YL	TXL	3572112R1		AS17	-	2644000R1		
GM5B(+)	18	YL	TXL	3572112R1	3759005C1	1606	H	N/A	3573833C1	
GM5B(-)	18	GN	TXL	3572112R1		AS18	-	2644000R1		
GM5B(-)	18	GN	TXL	3572112R1	3759005C1	1606	G	N/A	3573833C1	
GM5C(+)	18	YL	TXL	3572112R1		AS17	-	2644000R1		
GM5C(+)	18	YL	TXL	3572112R1		AS34	-	2644000R1		
GM5C(-)	18	GN	TXL	3572112R1		AS18	-	2644000R1		
GM5C(-)	18	GN	TXL	3572112R1		AS35	-	2644000R1		
GM5D(+)	18	YL	TXL	3572112R1	3544066C1	1650MA	C	N/A		
GM5D(+)	18	YL	TXL	3572112R1		AS34	-	2644000R1		
GM5D(-)	18	GN	TXL	3572112R1	3544066C1	1650MA	D	N/A		
GM5D(-)	18	GN	TXL	3572112R1		AS35	-	2644000R1		
GM5E(+)	18	YL	TXL	3572112R1		AS34	-	2644000R1		
GM5E(+)	18	YL	TXL	3572112R1		CS3	-	2644000R1		
GM5E(-)	18	GN	TXL	3572112R1		AS35	-	2644000R1		
GM5E(-)	18	GN	TXL	3572112R1		CS4	-	2644000R1		
GM5G(+)	18	YL	TXL	3572112R1		CS3	-	2644000R1		
GM5G(+)	18	YL	TXL	3572112R1	3710061C1	1500A	A9	N/A	3539892C1	3539893C1
GM5G(-)	18	GN	TXL	3572112R1		CS4	-	2644000R1		
GM5G(-)	18	GN	TXL	3572112R1	3710061C1	1500A	A10	N/A	3539892C1	3539893C1
GM5H(+)	18	YL	TXL	3572112R1		CS3	-	2644000R1		
GM5H(+)	18	YL	TXL	3572112R1		MS1	-	2644000R1		
GM5H(-)	18	GN	TXL	3572112R1		CS4	-	2644000R1		
GM5H(-)	18	GN	TXL	3572112R1		MS2	-	2644000R1		
GM5N(+)	18	YL	TXL	3572112R1		MS1	-	2644000R1		
GM5N(+)	18	YL	TXL	3572112R1	3596926C1	1400	8	N/A	3562309C1	
GM5N(-)	18	GN	TXL	3572112R1		MS2	-	2644000R1		
GM5N(-)	18	GN	TXL	3572112R1	3596926C1	1400	7	N/A	3562309C1	
GM5P(+)	18	YL	TXL	3572112R1		MS1	-	2644000R1		
GM5P(+)	18	YL	TXL	3572112R1	3595625C1	1703M	53	N/A		

Circuit Number	Gauge	Color	Insulation	Terminal Splice	Connector Body	Connector		Seal / Sleeve	Lock 1	Lock 2
				Number	Part Numbers	Number	Cavity			
GM5P(-)	18	GN	TXL	3572112R1		MS2	-	2644000R1		
GM5P(-)	18	GN	TXL	3572112R1	3595625C1	1703M	52	N/A		
GM5R(+)	18	YL	TXL	3572112R1	3595624C1	1703F	53	SWS_N_REQ		
GM5R(+)	18	YL	TXL	3572112R1	3595621C1	1702	11	N/A	3598918C1	3598919C1
GM5R(-)	18	GN	TXL	3572112R1	3595624C1	1703F	52	SWS_N_REQ		
GM5R(-)	18	GN	TXL	3572112R1	3595621C1	1702	17	N/A	3598918C1	3598919C1
GN5A(+)	18	YL	TXL	3572112R1	3683465C1	1939_5	A	N/A	3683466C1	3573833C1
GN5A(+)	18	YL	TXL	3572112R1		AS17	-	2644000R1		
GN5A(-)	18	GN	TXL	3572112R1	3683465C1	1939_5	B	N/A	3683466C1	3573833C1
GN5A(-)	18	GN	TXL	3572112R1		AS18	-	2644000R1		
GN5B(+)	18	YL	TXL	3572112R1		AS17	-	2644000R1		
GN5B(+)	18	YL	TXL	3572112R1	3759005C1	1606	H	N/A	3573833C1	
GN5B(-)	18	GN	TXL	3572112R1		AS18	-	2644000R1		
GN5B(-)	18	GN	TXL	3572112R1	3759005C1	1606	G	N/A	3573833C1	
GN5C(+)	18	YL	TXL	3572112R1		AS17	-	2644000R1		
GN5C(+)	18	YL	TXL	3572112R1		AS34	-	2644000R1		
GN5C(-)	18	GN	TXL	3572112R1		AS18	-	2644000R1		
GN5C(-)	18	GN	TXL	3572112R1		AS35	-	2644000R1		
GN5D(+)	18	YL	TXL	3572112R1		AS34	-	2644000R1		
GN5D(+)	18	YL	TXL	3572112R1	3544066C1	1650MA	C	N/A		
GN5D(-)	18	GN	TXL	3572112R1		AS35	-	2644000R1		
GN5D(-)	18	GN	TXL	3572112R1	3544066C1	1650MA	D	N/A		
GN5E(+)	18	YL	TXL	3572112R1		AS34	-	2644000R1		
GN5E(+)	18	YL	TXL	3572112R1		CS3	-	2644000R1		
GN5E(-)	18	GN	TXL	3572112R1		AS35	-	2644000R1		
GN5E(-)	18	GN	TXL	3572112R1		CS4	-	2644000R1		
GN5G(+)	18	YL	TXL	3572112R1		CS3	-	2644000R1		
GN5G(+)	18	YL	TXL	3572112R1	3710061C1	1500A	A9	N/A	3539892C1	3539893C1
GN5G(-)	18	GN	TXL	3572112R1		CS4	-	2644000R1		
GN5G(-)	18	GN	TXL	3572112R1	3710061C1	1500A	A10	N/A	3539892C1	3539893C1
GN5H(+)	18	YL	TXL	3572112R1		CS3	-	2644000R1		
GN5H(+)	18	YL	TXL	3572112R1		DS30	-	2644000R1		

Circuit Number	Gauge	Color	Insulation	Terminal Splice	Connector Body	Connector		Seal / Sleeve	Lock 1	Lock 2
				Number	Part Numbers	Number	Cavity			
GN5H(-)	18	GN	TXL	3572112R1		CS4	-	2644000R1		
GN5H(-)	18	GN	TXL	3572112R1		DS32	-	2644000R1		
GN5J(+)	18	YL	TXL	3572112R1		DS30	-	2644000R1		
GN5J(+)	18	YL	TXL	3572112R1	4064551C1	7900F	E	N/A		
GN5J(-)	18	GN	TXL	3572112R1		DS32	-	2644000R1		
GN5J(-)	18	GN	TXL	3572112R1	4064551C1	7900F	F	N/A		
GN5K(+)	18	YL	TXL	3572112R1		DS30	-	2644000R1		
GN5K(+)	18	YL	TXL	3572112R1		MS1	-	2644000R1		
GN5K(-)	18	GN	TXL	3572112R1		DS32	-	2644000R1		
GN5K(-)	18	GN	TXL	3572112R1		MS2	-	2644000R1		
GN5N(+)	18	YL	TXL	3572112R1		MS1	-	2644000R1		
GN5N(+)	18	YL	TXL	3572112R1	3596926C1		1400	8	N/A	3562309C1
GN5N(-)	18	GN	TXL	3572112R1		MS2	-	2644000R1		
GN5N(-)	18	GN	TXL	3572112R1	3596926C1		1400	7	N/A	3562309C1
GN5P(+)	18	YL	TXL	3572112R1		MS1	-	2644000R1		
GN5P(+)	18	YL	TXL	3572112R1	3595625C1	1703M		53	N/A	
GN5P(-)	18	GN	TXL	3572112R1		MS2	-	2644000R1		
GN5P(-)	18	GN	TXL	3572112R1	3595625C1	1703M		52	N/A	
GN5R(+)	18	YL	TXL	3572112R1	3595624C1	1703F		53	SWS_N_REQ	
GN5R(+)	18	YL	TXL	3572112R1	3595621C1		1702	11	N/A	3598918C1 3598919C1
GN5R(-)	18	GN	TXL	3572112R1	3595624C1	1703F		52	SWS_N_REQ	
GN5R(-)	18	GN	TXL	3572112R1	3595621C1		1702	17	N/A	3598918C1 3598919C1
GP5A(+)	18	YL	TXL	3572112R1	3683465C1	1939_5		A	N/A	3683466C1 3573833C1
GP5A(+)	18	YL	TXL	3572112R1		AS17		-	2644000R1	
GP5A(-)	18	GN	TXL	3572112R1	3683465C1	1939_5		B	N/A	3683466C1 3573833C1
GP5A(-)	18	GN	TXL	3572112R1		AS18		-	2644000R1	
GP5B(+)	18	YL	TXL	3572112R1	3759005C1		1606	H	N/A	3573833C1
GP5B(+)	18	YL	TXL	3572112R1		AS17		-	2644000R1	
GP5B(-)	18	GN	TXL	3572112R1	3759005C1		1606	G	N/A	3573833C1
GP5B(-)	18	GN	TXL	3572112R1		AS18		-	2644000R1	
GP5C(+)	18	YL	TXL	3572112R1		AS17		-	2644000R1	
GP5C(+)	18	YL	TXL	3572112R1		AS34		-	2644000R1	

Circuit Number	Gauge	Color	Insulation	Terminal Splice	Connector Body	Connector		Seal / Sleeve	Lock 1	Lock 2
				Number	Part Numbers	Number	Cavity			
GP5C(-)	18	GN	TXL	3572112R1		AS18	-	2644000R1		
GP5C(-)	18	GN	TXL	3572112R1		AS35	-	2644000R1		
GP5D(+)	18	YL	TXL	3572112R1		AS34	-	2644000R1		
GP5D(+)	18	YL	TXL	3572112R1	3544066C1	1650MA	C	N/A		
GP5D(-)	18	GN	TXL	3572112R1		AS35	-	2644000R1		
GP5D(-)	18	GN	TXL	3572112R1	3544066C1	1650MA	D	N/A		
GP5E(+)	18	YL	TXL	3572112R1		AS34	-	2644000R1		
GP5E(+)	18	YL	TXL	3572112R1		CS3	-	2644000R1		
GP5E(-)	18	GN	TXL	3572112R1		AS35	-	2644000R1		
GP5E(-)	18	GN	TXL	3572112R1		CS4	-	2644000R1		
GP5G(+)	18	YL	TXL	3572112R1		CS3	-	2644000R1		
GP5G(+)	18	YL	TXL	3572112R1	3710061C1	1500A	A9	N/A	3539892C1	3539893C1
GP5G(-)	18	GN	TXL	3572112R1		CS4	-	2644000R1		
GP5G(-)	18	GN	TXL	3572112R1	3710061C1	1500A	A10	N/A	3539892C1	3539893C1
GP5H(+)	18	YL	TXL	3572112R1		CS3	-	2644000R1		
GP5H(+)	18	YL	TXL	3572112R1		DS30	-	2644000R1		
GP5H(-)	18	GN	TXL	3572112R1		CS4	-	2644000R1		
GP5H(-)	18	GN	TXL	3572112R1		DS32	-	2644000R1		
GP5J(+)	18	YL	TXL	3572112R1		DS30	-	2644000R1		
GP5J(+)	18	YL	TXL	3572112R1	4064551C1	7900F	E	N/A		
GP5J(-)	18	GN	TXL	3572112R1		DS32	-	2644000R1		
GP5J(-)	18	GN	TXL	3572112R1	4064551C1	7900F	F	N/A		
GP5K(+)	18	YL	TXL	3572112R1		DS30	-	2644000R1		
GP5K(+)	18	YL	TXL	3572112R1		MS1	-	2644000R1		
GP5K(-)	18	GN	TXL	3572112R1		DS32	-	2644000R1		
GP5K(-)	18	GN	TXL	3572112R1		MS2	-	2644000R1		
GP5N(+)	18	YL	TXL	3572112R1		MS1	-	2644000R1		
GP5N(+)	18	YL	TXL	3572112R1	3557922C1	1420	3	N/A	3549120C1	
GP5N(-)	18	GN	TXL	3572112R1		MS2	-	2644000R1		
GP5N(-)	18	GN	TXL	3572112R1	3557922C1	1420	1	N/A	3549120C1	
GP5P(+)	18	YL	TXL	3572112R1		MS1	-	2644000R1		
GP5P(+)	18	YL	TXL	3572112R1	3595625C1	1703M	53	N/A		

Circuit Number	Gauge	Color	Insulation	Terminal Splice	Connector Body	Connector		Seal / Sleeve	Lock 1	Lock 2
				Number	Part Numbers	Number	Cavity			
GP5P(-)	18	GN	TXL	3572112R1		MS2	-	2644000R1		
GP5P(-)	18	GN	TXL	3572112R1	3595625C1	1703M	52	N/A		
GP5R(+)	18	YL	TXL	3572112R1	3595624C1	1703F	53	SWS_N_REQ		
GP5R(+)	18	YL	TXL	3572112R1	3595621C1	1702	11	N/A	3598918C1	3598919C1
GP5R(-)	18	GN	TXL	3572112R1	3595624C1	1703F	52	SWS_N_REQ		
GP5R(-)	18	GN	TXL	3572112R1	3595621C1	1702	17	N/A	3598918C1	3598919C1
GQ5A(+)	18	YL	TXL	3572112R1	3595623C1	1701	62	N/A		
GQ5A(+)	18	YL	TXL	3572112R1		AS17	-	2644000R1		
GQ5A(-)	18	GN	TXL	3572112R1	3595623C1	1701	61	N/A		
GQ5A(-)	18	GN	TXL	3572112R1		AS18	-	2644000R1		
GQ5B(+)	18	YL	TXL	3572112R1	3759005C1	1606	H	N/A	3573833C1	
GQ5B(+)	18	YL	TXL	3572112R1		AS17	-	2644000R1		
GQ5B(-)	18	GN	TXL	3572112R1	3759005C1	1606	G	N/A	3573833C1	
GQ5B(-)	18	GN	TXL	3572112R1		AS18	-	2644000R1		
GQ5C(+)	18	YL	TXL	3572112R1		AS34	-	2644000R1		
GQ5C(+)	18	YL	TXL	3572112R1		AS17	-	2644000R1		
GQ5C(-)	18	GN	TXL	3572112R1		AS35	-	2644000R1		
GQ5C(-)	18	GN	TXL	3572112R1		AS18	-	2644000R1		
GQ5D(+)	18	YL	TXL	3572112R1		AS34	-	2644000R1		
GQ5D(+)	18	YL	TXL	3572112R1	3544066C1	1650MA	C	N/A		
GQ5D(-)	18	GN	TXL	3572112R1		AS35	-	2644000R1		
GQ5D(-)	18	GN	TXL	3572112R1	3544066C1	1650MA	D	N/A		
GQ5E(+)	18	YL	TXL	3572112R1		AS34	-	2644000R1		
GQ5E(+)	18	YL	TXL	3572112R1		CS3	-	2644000R1		
GQ5E(-)	18	GN	TXL	3572112R1		AS35	-	2644000R1		
GQ5E(-)	18	GN	TXL	3572112R1		CS4	-	2644000R1		
GQ5G(+)	18	YL	TXL	3572112R1	3710061C1	1500A	A9	N/A	3539892C1	3539893C1
GQ5G(+)	18	YL	TXL	3572112R1		CS3	-	2644000R1		
GQ5G(-)	18	GN	TXL	3572112R1	3710061C1	1500A	A10	N/A	3539892C1	3539893C1
GQ5G(-)	18	GN	TXL	3572112R1		CS4	-	2644000R1		
GQ5P(+)	18	YL	TXL	3572112R1	3595625C1	1703M	53	N/A		
GQ5P(+)	18	YL	TXL	3572112R1		CS3	-	2644000R1		

Circuit Number	Gauge	Color	Insulation	Terminal Splice	Connector Body	Connector		Seal / Sleeve	Lock 1	Lock 2
				Number	Part Numbers	Number	Cavity			
GQ5P(-)	18	GN	TXL	3572112R1	3595625C1	1703M	52	N/A		
GQ5P(-)	18	GN	TXL	3572112R1		CS4	-	2644000R1		
GQ5R(+)	18	YL	TXL	3572112R1	3595624C1	1703F	53	SWS_N_REQ		
GQ5R(+)	18	YL	TXL	3572112R1	3595621C1	1702	11	N/A	3598918C1	3598919C1
GQ5R(-)	18	GN	TXL	3572112R1	3595624C1	1703F	52	SWS_N_REQ		
GQ5R(-)	18	GN	TXL	3572112R1	3595621C1	1702	17	N/A	3598918C1	3598919C1
GT5A(+)	18	YL	TXL	3572112R1	3595623C1	1701	62	N/A		
GT5A(+)	18	YL	TXL	3572112R1		AS17	-	2644000R1		
GT5A(-)	18	GN	TXL	3572112R1	3595623C1	1701	61	N/A		
GT5A(-)	18	GN	TXL	3572112R1		AS18	-	2644000R1		
GT5B(+)	18	YL	TXL	3572112R1	3759005C1	1606	H	N/A	3573833C1	
GT5B(+)	18	YL	TXL	3572112R1		AS17	-	2644000R1		
GT5B(-)	18	GN	TXL	3572112R1	3759005C1	1606	G	N/A	3573833C1	
GT5B(-)	18	GN	TXL	3572112R1		AS18	-	2644000R1		
GT5C(+)	18	YL	TXL	3572112R1		AS34	-	2644000R1		
GT5C(+)	18	YL	TXL	3572112R1		AS17	-	2644000R1		
GT5C(-)	18	GN	TXL	3572112R1		AS35	-	2644000R1		
GT5C(-)	18	GN	TXL	3572112R1		AS18	-	2644000R1		
GT5D(+)	18	YL	TXL	3572112R1		AS34	-	2644000R1		
GT5D(+)	18	YL	TXL	3572112R1	3544066C1	1650MA	C	N/A		
GT5D(-)	18	GN	TXL	3572112R1		AS35	-	2644000R1		
GT5D(-)	18	GN	TXL	3572112R1	3544066C1	1650MA	D	N/A		
GT5E(+)	18	YL	TXL	3572112R1		AS34	-	2644000R1		
GT5E(+)	18	YL	TXL	3572112R1		CS3	-	2644000R1		
GT5E(-)	18	GN	TXL	3572112R1		AS35	-	2644000R1		
GT5E(-)	18	GN	TXL	3572112R1		CS4	-	2644000R1		
GT5G(+)	18	YL	TXL	3572112R1	3710061C1	1500A	A9	N/A	3539892C1	3539893C1
GT5G(+)	18	YL	TXL	3572112R1		CS3	-	2644000R1		
GT5G(-)	18	GN	TXL	3572112R1	3710061C1	1500A	A10	N/A	3539892C1	3539893C1
GT5G(-)	18	GN	TXL	3572112R1		CS4	-	2644000R1		
GT5H(+)	18	YL	TXL	3572112R1		DS30	-	2644000R1		
GT5H(+)	18	YL	TXL	3572112R1		CS3	-	2644000R1		

Circuit Number	Gauge	Color	Insulation	Terminal Splice	Connector Body	Connector		Seal / Sleeve	Lock 1	Lock 2
				Number	Part Numbers	Number	Cavity			
GT5H(-)	18	GN	TXL	3572112R1		DS32	-	2644000R1		
GT5H(-)	18	GN	TXL	3572112R1		CS4	-	2644000R1		
GT5J(+)	18	YL	TXL	3572112R1		DS30	-	2644000R1		
GT5J(+)	18	YL	TXL	3572112R1	4064551C1	7900F	E	N/A		
GT5J(-)	18	GN	TXL	3572112R1		DS32	-	2644000R1		
GT5J(-)	18	GN	TXL	3572112R1	4064551C1	7900F	F	N/A		
GT5P(+)	18	YL	TXL	3572112R1		DS30	-	2644000R1		
GT5P(+)	18	YL	TXL	3572112R1	3595625C1	1703M	53	N/A		
GT5P(-)	18	GN	TXL	3572112R1		DS32	-	2644000R1		
GT5P(-)	18	GN	TXL	3572112R1	3595625C1	1703M	52	N/A		
GT5R(+)	18	YL	TXL	3572112R1	3595621C1	1702	11	N/A	3598918C1	3598919C1
GT5R(+)	18	YL	TXL	3572112R1	3595624C1	1703F	53	SWS_N_REQ		
GT5R(-)	18	GN	TXL	3572112R1	3595621C1	1702	17	N/A	3598918C1	3598919C1
GT5R(-)	18	GN	TXL	3572112R1	3595624C1	1703F	52	SWS_N_REQ		
GU5A(+)	18	YL	TXL	3572112R1	3683465C1	1939_5	A	N/A	3683466C1	3573833C1
GU5A(+)	18	YL	TXL	3572112R1		AS17	-	2644000R1		
GU5A(-)	18	GN	TXL	3572112R1	3683465C1	1939_5	B	N/A	3683466C1	3573833C1
GU5A(-)	18	GN	TXL	3572112R1		AS18	-	2644000R1		
GU5B(+)	18	YL	TXL	3572112R1	3759005C1	1606	H	N/A	3573833C1	
GU5B(+)	18	YL	TXL	3572112R1		AS17	-	2644000R1		
GU5B(-)	18	GN	TXL	3572112R1	3759005C1	1606	G	N/A	3573833C1	
GU5B(-)	18	GN	TXL	3572112R1		AS18	-	2644000R1		
GU5C(+)	18	YL	TXL	3572112R1		AS34	-	2644000R1		
GU5C(+)	18	YL	TXL	3572112R1		AS17	-	2644000R1		
GU5C(-)	18	GN	TXL	3572112R1		AS35	-	2644000R1		
GU5C(-)	18	GN	TXL	3572112R1		AS18	-	2644000R1		
GU5D(+)	18	YL	TXL	3572112R1		AS34	-	2644000R1		
GU5D(+)	18	YL	TXL	3572112R1	3757649C1	1650	Conne	ti N/A		
GU5D(-)	18	GN	TXL	3572112R1		AS35	-	2644000R1		
GU5D(-)	18	GN	TXL	3572112R1	3757649C1	1650	Conne	ti N/A		
GU5E(+)	18	YL	TXL	3572112R1		AS34	-	2644000R1		
GU5E(+)	18	YL	TXL	3572112R1		CS3	-	2644000R1		

Circuit Number	Gauge	Color	Insulation	Terminal Splice	Connector Body	Connector		Seal / Sleeve	Lock 1	Lock 2
				Number	Part Numbers	Number	Cavity			
GU5E(-)	18	GN	TXL	3572112R1		AS35	-	2644000R1		
GU5E(-)	18	GN	TXL	3572112R1		CS4	-	2644000R1		
GU5G(+)	18	YL	TXL	3572112R1	3710061C1	1500A	A9	N/A	3539892C1	3539893C1
GU5G(+)	18	YL	TXL	3572112R1		CS3	-	2644000R1		
GU5G(-)	18	GN	TXL	3572112R1	3710061C1	1500A	A10	N/A	3539892C1	3539893C1
GU5G(-)	18	GN	TXL	3572112R1		CS4	-	2644000R1		
GU5H(+)	18	YL	TXL	3572112R1		DS30	-	2644000R1		
GU5H(+)	18	YL	TXL	3572112R1		CS3	-	2644000R1		
GU5H(-)	18	GN	TXL	3572112R1		DS32	-	2644000R1		
GU5H(-)	18	GN	TXL	3572112R1		CS4	-	2644000R1		
GU5J(+)	18	YL	TXL	3572112R1		DS30	-	2644000R1		
GU5J(+)	18	YL	TXL	3572112R1	3605446C91	1852	8	N/A		
GU5J(-)	18	GN	TXL	3572112R1		DS32	-	2644000R1		
GU5J(-)	18	GN	TXL	3572112R1	3605446C91	1852	15	N/A		
GU5P(+)	18	YL	TXL	3572112R1		DS30	-	2644000R1		
GU5P(+)	18	YL	TXL	3572112R1	3595625C1	1703M	53	N/A		
GU5P(-)	18	GN	TXL	3572112R1		DS32	-	2644000R1		
GU5P(-)	18	GN	TXL	3572112R1	3595625C1	1703M	52	N/A		
GU5R(+)	18	YL	TXL	3572112R1	3595621C1	1702	11	N/A	3598918C1	3598919C1
GU5R(+)	18	YL	TXL	3572112R1	3595624C1	1703F	53	SWS_N_REQ		
GU5R(-)	18	GN	TXL	3572112R1	3595621C1	1702	17	N/A	3598918C1	3598919C1
GU5R(-)	18	GN	TXL	3572112R1	3595624C1	1703F	52	SWS_N_REQ		
GV5A(+)	18	YL	TXL	3572112R1	3595623C1	1701	62	N/A		
GV5A(+)	18	YL	TXL	3572112R1		AS17	-	2644000R1		
GV5A(-)	18	GN	TXL	3572112R1	3595623C1	1701	61	N/A		
GV5A(-)	18	GN	TXL	3572112R1		AS18	-	2644000R1		
GV5B(+)	18	YL	TXL	3572112R1	3759005C1	1606	H	N/A	3573833C1	
GV5B(+)	18	YL	TXL	3572112R1		AS17	-	2644000R1		
GV5B(-)	18	GN	TXL	3572112R1	3759005C1	1606	G	N/A	3573833C1	
GV5B(-)	18	GN	TXL	3572112R1		AS18	-	2644000R1		
GV5C(+)	18	YL	TXL	3572112R1		AS34	-	2644000R1		
GV5C(+)	18	YL	TXL	3572112R1		AS17	-	2644000R1		

Circuit Number	Gauge	Color	Insulation	Terminal Splice	Connector Body	Connector		Seal / Sleeve	Lock 1	Lock 2
				Number	Part Numbers	Number	Cavity			
GV5C(-)	18	GN	TXL	3572112R1		AS35	-	2644000R1		
GV5C(-)	18	GN	TXL	3572112R1		AS18	-	2644000R1		
GV5D(+)	18	YL	TXL	3572112R1		AS34	-	2644000R1		
GV5D(+)	18	YL	TXL	3572112R1	3757649C1	1650	Conne	ti N/A		
GV5D(-)	18	GN	TXL	3572112R1		AS35	-	2644000R1		
GV5D(-)	18	GN	TXL	3572112R1	3757649C1	1650	Conne	ti N/A		
GV5E(+)	18	YL	TXL	3572112R1		AS34	-	2644000R1		
GV5E(+)	18	YL	TXL	3572112R1		CS3	-	2644000R1		
GV5E(-)	18	GN	TXL	3572112R1		AS35	-	2644000R1		
GV5E(-)	18	GN	TXL	3572112R1		CS4	-	2644000R1		
GV5G(+)	18	YL	TXL	3572112R1		CS3	-	2644000R1		
GV5G(+)	18	YL	TXL	3572112R1	3710061C1	1500A	A9	N/A	3539892C1	3539893C1
GV5G(-)	18	GN	TXL	3572112R1		CS4	-	2644000R1		
GV5G(-)	18	GN	TXL	3572112R1	3710061C1	1500A	A10	N/A	3539892C1	3539893C1
GV5H(+)	18	YL	TXL	3572112R1		CS3	-	2644000R1		
GV5H(+)	18	YL	TXL	3572112R1		DS30	-	2644000R1		
GV5H(-)	18	GN	TXL	3572112R1		CS4	-	2644000R1		
GV5H(-)	18	GN	TXL	3572112R1		DS32	-	2644000R1		
GV5J(+)	18	YL	TXL	3572112R1	3605446C91	1852	8	N/A		
GV5J(+)	18	YL	TXL	3572112R1		DS30	-	2644000R1		
GV5J(-)	18	GN	TXL	3572112R1	3605446C91	1852	15	N/A		
GV5J(-)	18	GN	TXL	3572112R1		DS32	-	2644000R1		
GV5P(+)	18	YL	TXL	3572112R1	3595625C1	1703M	53	N/A		
GV5P(+)	18	YL	TXL	3572112R1		DS30	-	2644000R1		
GV5P(-)	18	GN	TXL	3572112R1	3595625C1	1703M	52	N/A		
GV5P(-)	18	GN	TXL	3572112R1		DS32	-	2644000R1		
GV5R(+)	18	YL	TXL	3572112R1	3595624C1	1703F	53	SWS_N_REQ		
GV5R(+)	18	YL	TXL	3572112R1	3595621C1	1702	11	N/A	3598918C1	3598919C1
GV5R(-)	18	GN	TXL	3572112R1	3595624C1	1703F	52	SWS_N_REQ		
GV5R(-)	18	GN	TXL	3572112R1	3595621C1	1702	17	N/A	3598918C1	3598919C1
GW5A(+)	18	YL	TXL	3572112R1	3595625C1	1700	62	N/A		
GW5A(+)	18	YL	TXL	3572112R1		AS17	-	2644000R1		

Circuit Number	Gauge	Color	Insulation	Terminal Splice	Connector Body	Connector		Seal / Sleeve	Lock 1	Lock 2
				Number	Part Numbers	Number	Cavity			
GW5A(-)	18	GN	TXL	3572112R1	3595625C1	1700	61	N/A		
GW5A(-)	18	GN	TXL	3572112R1		AS18	-	2644000R1		
GW5B(+)	18	YL	TXL	3572112R1	3759005C1	1606	H	N/A	3573833C1	
GW5B(+)	18	YL	TXL	3572112R1		AS17	-	2644000R1		
GW5B(-)	18	GN	TXL	3572112R1	3759005C1	1606	G	N/A	3573833C1	
GW5B(-)	18	GN	TXL	3572112R1		AS18	-	2644000R1		
GW5C(+)	18	YL	TXL	3572112R1		AS34	-	2644000R1		
GW5C(+)	18	YL	TXL	3572112R1		AS17	-	2644000R1		
GW5C(-)	18	GN	TXL	3572112R1		AS35	-	2644000R1		
GW5C(-)	18	GN	TXL	3572112R1		AS18	-	2644000R1		
GW5D(+)	18	YL	TXL	3572112R1		AS34	-	2644000R1		
GW5D(+)	18	YL	TXL	3572112R1	3544066C1	1650MA	C	N/A		
GW5D(-)	18	GN	TXL	3572112R1		AS35	-	2644000R1		
GW5D(-)	18	GN	TXL	3572112R1	3544066C1	1650MA	D	N/A		
GW5E(+)	18	YL	TXL	3572112R1		AS34	-	2644000R1		
GW5E(+)	18	YL	TXL	3572112R1	3540613C1	16B	K	N/A	3540615C1	
GW5E(-)	18	GN	TXL	3572112R1		AS35	-	2644000R1		
GW5E(-)	18	GN	TXL	3572112R1	3540613C1	16B	J	N/A	3540615C1	
GX92#103	18	TN	TXL	3510329R1	3595624C1	1703F	55	SWS_N_REQ		
GX92#103	18	TN	TXL	3510329R1	3595621C1	1702	21	N/A	3598918C1	3598919C1
GX92#103B	18	TN	TXL	3510329R1	3768010C1	1011	R3 -	0 N/A	3768011C1	
GX92#103B	18	TN	TXL	3510329R1	3595625C1	1703M	55	N/A		
GY92#103	18	TN	TXL	3510329R1	3595621C1	1702	21	N/A	3598918C1	3598919C1
GY92#103	18	TN	TXL	3510329R1	3595624C1	1703F	55	SWS_N_REQ		
GY92#103A	18	TN	TXL	3510329R1	3595625C1	1703M	55	N/A		
GY92#103A	18	TN	TXL	3510329R1	3928059C1	423	2	N/A		
GZ92#103	18	TN	TXL	3510329R1	3595624C1	1703F	55	SWS_N_REQ		
GZ92#103	18	TN	TXL	3510329R1	3595621C1	1702	21	N/A	3598918C1	3598919C1
GZ92#103A	18	TN	TXL	3510329R1		DS73	-	2644000R1		
GZ92#103A	18	TN	TXL	3510329R1	3928059C1	423	2	N/A		
GZ92#103B	18	TN	TXL	3510329R1		DS73	-	2644000R1		
GZ92#103B	18	TN	TXL	3510329R1	3768010C1	1011	R3 -	0 N/A	3768011C1	

Circuit Number	Gauge	Color	Insulation	Terminal Splice	Connector Body	Connector		Seal / Sleeve	Lock 1	Lock 2
				Number	Part Numbers	Number	Cavity			
GZ92#103C	18	TN	TXL	3510329R1		DS73	-	2644000R1		
GZ92#103C	18	TN	TXL	3510329R1	3595625C1	1703M	55	N/A		
HB103	6	RD	SGX	2643702R1		AS24	-	2644000R1		
HB103	6	RD	SGX	2643702R1		BS23	-	2644000R1		
HB103-FL	10	RS	FUS	2643473R1		1822	1	2644005R1		
HB103-FL	10	RS	FUS	2643473R1		AS24	-	2644000R1		
HB103A	12	RD	GXL	2643695R1		BS23	-	2644000R1		
HB103A	12	RD	GXL	2643695R1	3534572C1	6969	A1	N/A	3536085C1	3599541C1
HB103B	12	RD	GXL	2643695R1		BS23	-	2644000R1		
HB103B	12	RD	GXL	2643695R1	3534572C1	6969	A2	N/A	3536085C1	3599541C1
HB103C	12	RD	GXL	2643695R1		BS23	-	2644000R1		
HB103C	12	RD	GXL	2643695R1	3534572C1	6969	A3	N/A	3536085C1	3599541C1
HB103D	12	RD	GXL	2643695R1	3534572C1	6969	B1	N/A	3536085C1	3599541C1
HB103D	12	RD	GXL	2643695R1	3534572C1	6969	J1	N/A	3536085C1	3599541C1
HB103E	12	RD	GXL	2643695R1	3534572C1	6969	B2	N/A	3536085C1	3599541C1
HB103E	12	RD	GXL	2643695R1	3534572C1	6969	E1	N/A	3536085C1	3599541C1
HB103F	12	RD	GXL	2643695R1	3534572C1	6969	B3	N/A	3536085C1	3599541C1
HB103F	12	RD	GXL	2643695R1	3534572C1	6969	E3	N/A	3536085C1	3599541C1
HB103J	18	LTGN	GXL	2643671R1	3598707C1	1601	F6	N/A	1618846C1	1618847C1
HB103J	18	LTGN	GXL	2643671R1	3534572C1	6969	G1	N/A	3536085C1	3599541C1
HB103K	18	LTGN	GXL	2643671R1	3598707C1	1601	F7	N/A	1618846C1	1618847C1
HB103K	18	LTGN	GXL	2643671R1	3534572C1	6969	C1	N/A	3536085C1	3599541C1
HB103L	18	LTGN	GXL	2643671R1	3598707C1	1601	F2	N/A	1618846C1	1618847C1
HB103L	18	LTGN	GXL	2643671R1	3534572C1	6969	C3	N/A	3536085C1	3599541C1
HB103M	12	LTGN	GXL	2643753R1	3595625C1	1700	65	N/A		
HB103M	12	LTGN	GXL	2643753R1	3534572C1	6969	G2	N/A	3536085C1	3599541C1
HB103N	12	LTGN	GXL	2643753R1	3595625C1	1700	66	N/A		
HB103N	12	LTGN	GXL	2643753R1	3534572C1	6969	C2	N/A	3536085C1	3599541C1
HB103P	12	LTGN	GXL	2643753R1	3595625C1	1700	67	N/A		
HB103P	12	LTGN	GXL	2643753R1	3534572C1	6969	C4	N/A	3536085C1	3599541C1
HB11FGAP	16	WH	GXL	2643681R1		BS8	-	N/A		
HB11FGAP	16	WH	GXL	2643681R1		BS24	-	2644000R1		

Circuit Number	Gauge	Color	Insulation	Terminal Splice	Connector Body	Connector		Seal / Sleeve	Lock 1	Lock 2
				Number	Part Numbers	Number	Cavity			
HB11G-GN	18	WH	GXL	2643674R1	3534572C1	6969	J2	N/A	3536085C1	3599541C1
HB11G-GN	18	WH	GXL	2643674R1			BS24	-	2644000R1	
HB11H-GP	18	WH	GXL	2643674R1	3534572C1	6969	E2	N/A	3536085C1	3599541C1
HB11H-GP	18	WH	GXL	2643674R1			BS24	-	2644000R1	
HB11J-GR	18	WH	GXL	2643674R1	3534572C1	6969	E4	N/A	3536085C1	3599541C1
HB11J-GR	18	WH	GXL	2643674R1			BS24	-	2644000R1	
HC103-FL	10	RS	FUS	2643473R1		1822	1	2644005R1		
HC103-FL	10	RS	FUS	2643473R1			AS24	-	2644000R1	
HC103S	6	RD	SGX	2643702R1		1870	1	2644054R1		
HC103S	6	RD	SGX	2643702R1			AS24	-	2644000R1	
HD62-GA	18	WH	TXL	3510359R1	3928059C1	1029	11	N/A		
HD62-GA	18	WH	TXL	3510359R1	3613769C1	1022	10	N/A		
HD62DE	18	DKBL	TXL	3510353R1	3928059C1	1029	12	N/A		
HD62DE	18	DKBL	TXL	3510353R1	3613769C1	1021	8	N/A		
HD85AA	18	GY	TXL	3510311R1	3768015C1	1017	7	N/A	3768016C1	
HD85AA	18	GY	TXL	3510311R1	3928059C1	1029	2	N/A		
HD85AB	18	GY	TXL	3510311R1	3595623C1	1701	28	N/A		
HD85AB	18	GY	TXL	3510311R1	3928059C1	1029	4	N/A		
HE87A	20	GY	TXL	3510310R1			BS7	-	2644000R1	
HE87A	20	GY	TXL	3510310R1	3553649C1	1800	A5	N/A	3553650C1	
HE87B	20	GY	TXL	3510310R1			BS7	-	2644000R1	
HE87B	20	GY	TXL	3510310R1	3598706C1	1600	A15	N/A	1618846C1	1618847C1
HE87D	18	GY	TXL	3510311R1			BS7	-	2644000R1	
HE87D	18	GY	TXL	3510311R1	3595623C1	1701	58	N/A		
HE87EA	18	GY	TXL	3510311R1	3598706C1	1600	A8	N/A	1618846C1	1618847C1
HE87EA	18	GY	TXL	3510311R1	3595623C1	1701	41	N/A		
HE87MB	18	GY	TXL	3510311R1	3595623C1	1701	59	N/A		
HE87MB	18	GY	TXL	3510311R1	3768015C1	1015	6	N/A	3768016C1	
HGTEM1	16	GY	TXL	3510312R1	3598707C1	1	E1	N/A	1618846C1	1618847C1
HGTEM1	16	GY	TXL	3510312R1	3595625C1	1700	52	N/A		
HGTEM2	16	GY	TXL	3510312R1	3598707C1	1	E2	N/A	1618846C1	1618847C1
HGTEM2	16	GY	TXL	3510312R1	3595625C1	1700	53	N/A		

Circuit Number	Gauge	Color	Insulation	Terminal Splice	Connector Body	Connector		Seal / Sleeve	Lock 1	Lock 2
				Number	Part Numbers	Number	Cavity			
HGTEM3	16	GY	TXL	3510312R1	3598707C1	1	E3	N/A	1618846C1	1618847C1
HGTEM3	16	GY	TXL	3510312R1	3595625C1	1700	54	N/A		
HGTEM4	16	GY	TXL	3510312R1	3598707C1	1	E4	N/A	1618846C1	1618847C1
HGTEM4	16	GY	TXL	3510312R1	3595625C1	1700	55	N/A		
HGTEM5	16	GY	TXL	3510312R1	3598707C1	1	E5	N/A	1618846C1	1618847C1
HGTEM5	16	GY	TXL	3510312R1	3595625C1	1700	56	N/A		
HGTEM6	16	GY	TXL	3510312R1	3598707C1	1	E6	N/A	1618846C1	1618847C1
HGTEM6	16	GY	TXL	3510312R1	3595625C1	1700	57	N/A		
HGTEM7	16	GY	TXL	3510312R1	3598707C1	1	E7	N/A	1618846C1	1618847C1
HGTEM7	16	GY	TXL	3510312R1	3595625C1	1700	58	N/A		
HGTEM8	16	GY	TXL	3510312R1	3598707C1	1	E8	N/A	1618846C1	1618847C1
HGTEM8	16	GY	TXL	3510312R1	3595625C1	1700	59	N/A		
HJ87A	18	GY	TXL	3510311R1	3553649C1	1800	A5	N/A	3553650C1	
HJ87A	18	GY	TXL	3510311R1		BS6	-	2644000R1		
HJ87B	20	GY	TXL	3510310R1	3598706C1	1600	A15	N/A	1618846C1	1618847C1
HJ87B	20	GY	TXL	3510310R1		BS6	-	2644000R1		
HJ87BA	18	GY	TXL	3510311R1	3595625C1	1700	20	N/A		
HJ87BA	18	GY	TXL	3510311R1		BS6	-	2644000R1		
HJ87KA	18	GY	TXL	3510311R1	3595625C1	1700	19	N/A		
HJ87KA	18	GY	TXL	3510311R1	3768015C1	1015	6	N/A	3768016C1	
HK87C	18	GY	TXL	3510311R1	3598706C1	1600	A8	N/A	1618846C1	1618847C1
HK87C	18	GY	TXL	3510311R1	3595625C1	1700	17	N/A		
HN20	16	LTGN	TXL	3510300R1	3595623C1	1701	51	N/A		
HN20	16	LTGN	TXL	3510300R1	3768015C1	1010	32	N/A	3768016C1	
HR11-GCB	18	WH	TXL	3510359R1		BS8	-	N/A		
HR11-GCB	18	WH	TXL	3510359R1	593385C1	1873	R1-86	N/A	593387C1	
HR13X	16	PK	TXL	3510324R1	3768015C1	1018	29	N/A	3768016C1	
HR13X	16	PK	TXL	3510324R1	593385C1	1873	R1-85	N/A	593387C1	
HR72-GY	12	WH	TXL	3510362R1		BS8	-	N/A		
HR72-GY	12	WH	TXL	3510362R1	587568C91	1872	B	589391C1		
HR72A	12	OR	TXL	3510320R1	593385C1	1873	R1-87	N/A	593387C1	
HR72A	12	OR	TXL	3510320R1	587568C91	1872	A	589391C1		

Circuit Number	Gauge	Color	Insulation	Terminal Splice	Connector Body	Connector		Seal / Sleeve	Lock 1	Lock 2
				Number	Part Numbers	Number	Cavity			
HR72C	12	OR	TXL	3510320R1	3768015C1	1018	22	N/A	3768016C1	
HR72C	12	OR	TXL	3510320R1	593385C1	1873	R1-30	N/A	593387C1	
HU103AA	18	LTGN	TXL	3510299R1	3598707C1	1601	E14	N/A	1618846C1	1618847C1
HU103AA	18	LTGN	TXL	3510299R1	593385C1	1873B	R1-86	N/A	593387C1	
HU103BA	16	LTGN	GXL	2643678R1	3613769C1	1027	8	N/A		
HU103BA	16	LTGN	GXL	2643678R1	593385C1	1873B	R1-85	N/A	593387C1	
HU103C	10	LTGN	GXL	2643776R1	3595625C1	1700	12	N/A		
HU103C	10	LTGN	GXL	2643776R1	593385C1	1873B	R1-30	N/A	593387C1	
HU103D	12	LTGN	TXL	3510302R1	3595625C1	1700	13	N/A		
HU103D	12	LTGN	TXL	3510302R1	593385C1	1873B	R1-87	N/A	593387C1	
HW11-GCB	18	WH	TXL	3510359R1		BS8	-	N/A		
HW11-GCB	18	WH	TXL	3510359R1	593385C1	1873	R1-86	N/A	593387C1	
HW11-GCK	14	GY	TXL	3510313R1		BS8	-	N/A		
HW11-GCK	14	GY	TXL	3510313R1	3866308C1	9915	2	N/A	1684263C1	
HW12LC	18	PK	TXL	3510323R1	3598707C1	1601	E11	N/A	1618846C1	1618847C1
HW12LC	18	PK	TXL	3510323R1	593385C1	1873	R1-85	N/A	593387C1	
HW14BC	16	RD	GXL	2643760R1	3866308C1	9915	1	N/A	1684263C1	
HW14BC	16	RD	GXL	2643760R1	593385C1	1873	R1-87	N/A	593387C1	
HW14LP	10	RD	GXL	2643698R1	3595625C1	1700	12	N/A		
HW14LP	10	RD	GXL	2643698R1	593385C1	1873	R1-30	N/A	593387C1	
HW14LSC	12	RD	TXL	3510368R1	3595625C1	1703M	12	N/A		
HW14LSC	12	RD	TXL	3510368R1	593385C1	1873	R1-87	N/A	593387C1	
HW14LSD	12	RD	TXL	3510368R1	3595624C1	1703F	12	SWS_N_REQ		
HW14LSD	12	RD	TXL	3510368R1	3595621C1	1702	42	N/A	3598918C1	3598919C1
HZ14-FL	8	LTBL	FUS	3961608R1		AS25	-	2644000R1		
HZ14-FL	8	LTBL	FUS	3961608R1		4800	1	2644054R1		
HZ14BC	4	RD	SGX	2644026R1		AS25	-	2644000R1		
HZ14BC	4	RD	SGX	2644026R1		1605	A	2644004R1		
JA11-GAF	14	WH	TXL	3510361R1	4094648C1	1903	C	N/A	3557682C1	
JA11-GAF	14	WH	TXL	3510361R1		BS8	-	N/A		
JA11-GUC	20	WH	TXL	3510358R1	3768147C1	1904	1	N/A		
JA11-GUC	20	WH	TXL	3510358R1		BS8	-	N/A		

Circuit Number	Gauge	Color	Insulation	Terminal Splice	Connector Body	Connector		Seal / Sleeve	Lock 1	Lock 2
				Number	Part Numbers	Number	Cavity			
JA13UA	20	PK	TXL	3510322R1	3768015C1	1018	38	N/A	3768016C1	
JA13UA	20	PK	TXL	3510322R1	3768147C1	1904	2	N/A		
JA84	14	LTGN	TXL	3510301R1	3768015C1	1017	23	N/A	3768016C1	
JA84	14	LTGN	TXL	3510301R1	4094648C1	1903	A	N/A	3557682C1	
JB11-GCC	14	WH	TXL	3510361R1	3613769C1	1023	4	N/A		
JB11-GCC	14	WH	TXL	3510361R1	3517473C1	1902	B	N/A		
JB86C	14	LTGN	TXL	3510301R1	3768015C1	1017	14	N/A	3768016C1	
JB86C	14	LTGN	TXL	3510301R1	3517473C1	1902	A	N/A		
JC11-GAC	14	WH	TXL	3510361R1	4094648C1	1901	C	N/A	3557682C1	
JC11-GAC	14	WH	TXL	3510361R1		BS8	-	N/A		
JC11-GUB	20	WH	TXL	3510358R1	3768147C1	1905	1	N/A		
JC11-GUB	20	WH	TXL	3510358R1		BS8	-	N/A		
JC13UC	20	PK	TXL	3510322R1	3768015C1	1017	39	N/A	3768016C1	
JC13UC	20	PK	TXL	3510322R1	3768147C1	1905	2	N/A		
JC84C	14	LTGN	TXL	3510301R1	3768015C1	1018	24	N/A	3768016C1	
JC84C	14	LTGN	TXL	3510301R1	4094648C1	1901	A	N/A	3557682C1	
JD11-GCE	14	WH	TXL	3510361R1	4094648C1	1903B	C	N/A	3557682C1	
JD11-GCE	14	WH	TXL	3510361R1		BS8	-	N/A		
JD86C2	14	LTGN	TXL	3510301R1	4094648C1	1903B	A	N/A	3557682C1	
JD86C2	14	LTGN	TXL	3510301R1	3768015C1	1018	6	N/A	3768016C1	
JE11-GUB	20	WH	TXL	3510358R1	3768147C1	1905A	1	N/A		
JE11-GUB	20	WH	TXL	3510358R1		BS8	-	N/A		
JE11-GUD	20	WH	TXL	3510358R1	4094648C1	1901A	C	N/A	3557682C1	
JE11-GUD	20	WH	TXL	3510358R1		BS8	-	N/A		
JE13U	20	PK	TXL	3510322R1	3768015C1	1017	39	N/A	3768016C1	
JE13U	20	PK	TXL	3510322R1	3768147C1	1905A	2	N/A		
JE14UA	14	LTGN	TXL	3510301R1	3768015C1	1018	24	N/A	3768016C1	
JE14UA	14	LTGN	TXL	3510301R1	4094648C1	1901A	A	N/A	3557682C1	
KA60B	18	GY	TXL	3510311R1	3767197C1	1202	D	N/A	1661263C1	3540454C1
KA60B	18	GY	TXL	3510311R1		DS31	-	2644000R1		
KA9	18	GY	TXL	3510311R1	3595623C1	1701	13	N/A		
KA9	18	GY	TXL	3510311R1		CS1	-	2644000R1		

Circuit Number	Gauge	Color	Insulation	Terminal Splice	Connector Body	Connector		Seal / Sleeve	Lock 1	Lock 2
				Number	Part Numbers	Number	Cavity			
KA9A	18	GY	TXL	3510311R1	3598705C1	1602	E5	N/A	1618846C1	1618847C1
KA9A	18	GY	TXL	3510311R1			DS31	-	2644000R1	
KA9AA	18	GY	TXL	3510311R1	3595625C1	1703M	35	N/A		
KA9AA	18	GY	TXL	3510311R1			DS31	-	2644000R1	
KA9B	18	GY	TXL	3510311R1	2007315C1	1620	G	N/A	2007316C1	
KA9B	18	GY	TXL	3510311R1			CS1	-	2644000R1	
KA9BB	18	GY	TXL	3510311R1	3595625C1	1700	18	N/A		
KA9BB	18	GY	TXL	3510311R1			CS1	-	2644000R1	
KA9C	18	GY	TXL	3510311R1	3553649C1	1800	A4	N/A	3553650C1	
KA9C	18	GY	TXL	3510311R1			DS31	-	2644000R1	
KB01DAL	10	BK	TXL	3510297R1	4095571C1	8884E	1	N/A	3756423C1	
KB01DAL	10	BK	TXL	3510297R1	6099041C1	8884A	1	N/A		
KB05DAL	12	WH	GXL	2643787R1	4095571C1	8884E	4	N/A	3756423C1	
KB05DAL	12	WH	GXL	2643787R1	6099041C1	8884A	5	N/A		
KB06DAL	12	RD	TXL	3510368R1	3754532C1	8884F	8	N/A		
KB06DAL	12	RD	TXL	3510368R1	6099041C1	8884A	6	N/A		
KB07D15	18	GY	TXL	3510311R1	6099043C1	8884M	P	N/A		
KB07D15	18	GY	TXL	3510311R1	BLUNT_SL_V	7002	C	N/A		
KB07DAL	12	GY	TXL	3510314R1	3754532C1	8884F	10	N/A		
KB07DAL	12	GY	TXL	3510314R1	6099041C1	8884A	7	N/A		
KB07EAL	18	GY	TXL	3510311R1	6099045C1	8884B	7	N/A		
KB07EAL	18	GY	TXL	3510311R1	6099042C1	8884C	P	N/A		
KB08D14	18	VT	TXL	3510347R1	6099043C1	8884M	O	N/A		
KB08D14	18	VT	TXL	3510347R1	BLUNT_SL_V	7002	B	N/A		
KB08DAL	12	DKBL	GXL	2643815R1	4095571C1	8884E	2	N/A	3756423C1	
KB08DAL	12	DKBL	GXL	2643815R1	6099041C1	8884A	8	N/A		
KB08EAL	18	VT	TXL	3510347R1	6099045C1	8884B	8	N/A		
KB08EAL	18	VT	TXL	3510347R1	6099042C1	8884C	O	N/A		
KB09D13	18	YL	TXL	3510335R1	6099043C1	8884M	N	N/A		
KB09D13	18	YL	TXL	3510335R1	BLUNT_SL_V	7002	A	N/A		
KB09DAL	14	WH	TXL	3510361R1	3754532C1	8884F	12	N/A		
KB09DAL	14	WH	TXL	3510361R1	6099041C1	8884A	9	N/A		

Circuit Number	Gauge	Color	Insulation	Terminal Splice	Connector Body	Connector	Cavity	Seal / Sleeve	Lock 1	Lock 2
				Number	Part Numbers	Number				
KB09EAL	18	YL	TXL	3510335R1	6099045C1	8884B	9	N/A		
KB09EAL	18	YL	TXL	3510335R1	6099042C1	8884C	N	N/A		
KB10D12	18	YL	TXL	3510335R1	6099043C1	8884M	M	N/A		
KB10D12	18	YL	TXL	3510335R1	BLUNT_SL_V	7001	M	N/A		
KB10DAL	14	WH	TXL	3510361R1	3754532C1	8884F	14	N/A		
KB10DAL	14	WH	TXL	3510361R1	6099041C1	8884A	10	N/A		
KB10EAL	18	YL	TXL	3510335R1	6099045C1	8884B	10	N/A		
KB10EAL	18	YL	TXL	3510335R1	6099042C1	8884C	M	N/A		
KB11D11	18	OR	TXL	3510317R1	6099043C1	8884M	L	N/A		
KB11D11	18	OR	TXL	3510317R1	BLUNT_SL_V	7001	L	N/A		
KB11DAL	14	WH	TXL	3510361R1	3754532C1	8884F	16	N/A		
KB11DAL	14	WH	TXL	3510361R1	6099041C1	8884A	11	N/A		
KB11EAL	18	OR	TXL	3510317R1	6099045C1	8884B	11	N/A		
KB11EAL	18	OR	TXL	3510317R1	6099042C1	8884C	L	N/A		
KB12D10	18	OR	TXL	3510317R1	6099043C1	8884M	K	N/A		
KB12D10	18	OR	TXL	3510317R1	BLUNT_SL_V	7001	K	N/A		
KB12EAL	18	OR	TXL	3510317R1	6099045C1	8884B	12	N/A		
KB12EAL	18	OR	TXL	3510317R1	6099042C1	8884C	K	N/A		
KB13D9	18	PK	TXL	3510323R1	6099043C1	8884M	J	N/A		
KB13D9	18	PK	TXL	3510323R1	BLUNT_SL_V	7001	J	N/A		
KB13EAL	18	PK	TXL	3510323R1	6099045C1	8884B	13	N/A		
KB13EAL	18	PK	TXL	3510323R1	6099042C1	8884C	J	N/A		
KB14D8	18	BK	TXL	3510293R1	6099043C1	8884M	H	N/A		
KB14D8	18	BK	TXL	3510293R1	BLUNT_SL_V	7001	H	N/A		
KB14DAL	14	WH	TXL	3510361R1	3754532C1	8884F	18	N/A		
KB14DAL	14	WH	TXL	3510361R1	6099041C1	8884A	14	N/A		
KB14EAL	18	BK	TXL	3510293R1	6099045C1	8884B	14	N/A		
KB14EAL	18	BK	TXL	3510293R1	6099042C1	8884C	H	N/A		
KB15D7	18	LTGN	TXL	3510299R1	6099043C1	8884M	G	N/A		
KB15D7	18	LTGN	TXL	3510299R1	BLUNT_SL_V	7001	G	N/A		
KB15DAL	14	WH	TXL	3510361R1	3754532C1	8884F	3	N/A		
KB15DAL	14	WH	TXL	3510361R1	6099041C1	8884A	15	N/A		

Circuit Number	Gauge	Color	Insulation	Terminal Splice	Connector Body	Connector	Cavity	Seal / Sleeve	Lock 1	Lock 2
				Number	Part Numbers	Number				
KB15EAL	18	LTGN	TXL	3510299R1	6099045C1	8884B	15	N/A		
KB15EAL	18	LTGN	TXL	3510299R1	6099042C1	8884C	G	N/A		
KB16D6	18	DKBL	TXL	3510353R1	6099043C1	8884M	F	N/A		
KB16D6	18	DKBL	TXL	3510353R1	BLUNT_SL_V	7001	F	N/A		
KB16EAL	18	DKBL	TXL	3510353R1	6099045C1	8884B	16	N/A		
KB16EAL	18	DKBL	TXL	3510353R1	6099042C1	8884C	F	N/A		
KB17D21	18	VT	TXL	3510347R1	6099043C1	8884M	V	N/A		
KB17D21	18	VT	TXL	3510347R1	BLUNT_SL_V	7002	J	N/A		
KB17EAL	18	VT	TXL	3510347R1	6099045C1	8884B	17	N/A		
KB17EAL	18	VT	TXL	3510347R1	6099042C1	8884C	V	N/A		
KB18D20	18	RD	TXL	3510365R1	6099043C1	8884M	U	N/A		
KB18D20	18	RD	TXL	3510365R1	BLUNT_SL_V	7002	H	N/A		
KB18EAL	18	RD	TXL	3510365R1	6099045C1	8884B	18	N/A		
KB18EAL	18	RD	TXL	3510365R1	6099042C1	8884C	U	N/A		
KB19D19	18	TN	TXL	3510329R1	6099043C1	8884M	T	N/A		
KB19D19	18	TN	TXL	3510329R1	BLUNT_SL_V	7002	G	N/A		
KB19EAL	18	TN	TXL	3510329R1	6099045C1	8884B	19	N/A		
KB19EAL	18	TN	TXL	3510329R1	6099042C1	8884C	T	N/A		
KB20D18	18	LTGN	TXL	3510299R1	6099043C1	8884M	S	N/A		
KB20D18	18	LTGN	TXL	3510299R1	BLUNT_SL_V	7002	F	N/A		
KB20EAL	18	LTGN	TXL	3510299R1	6099045C1	8884B	20	N/A		
KB20EAL	18	LTGN	TXL	3510299R1	6099042C1	8884C	S	N/A		
KB22D2	18	WH	TXL	3510359R1	6099043C1	8884M	B	N/A		
KB22D2	18	WH	TXL	3510359R1	BLUNT_SL_V	7001	B	N/A		
KB22EAL	18	WH	TXL	3510359R1	6099045C1	8884B	22	N/A		
KB22EAL	18	WH	TXL	3510359R1	6099042C1	8884C	B	N/A		
KB23D3	18	RD	TXL	3510365R1	6099043C1	8884M	C	N/A		
KB23D3	18	RD	TXL	3510365R1	BLUNT_SL_V	7001	C	N/A		
KB23EAL	18	RD	TXL	3510365R1	6099045C1	8884B	23	N/A		
KB23EAL	18	RD	TXL	3510365R1	6099042C1	8884C	C	N/A		
KB25EAL	18	WH	TXL	3510359R1	3754532C1	8884F	4	N/A		
KB25EAL	18	WH	TXL	3510359R1	6099045C1	8884B	25	N/A		

Circuit Number	Gauge	Color	Insulation	Terminal Splice	Connector Body	Connector		Seal / Sleeve	Lock 1	Lock 2
				Number	Part Numbers	Number	Cavity			
KB26D22	18	RD	TXL	3510365R1	6099043C1	8884M	W	N/A		
KB26D22	18	RD	TXL	3510365R1	BLUNT_SL_V	7002	K	N/A		
KB26EAL	18	RD	TXL	3510365R1	6099045C1	8884B	26	N/A		
KB26EAL	18	RD	TXL	3510365R1	6099042C1	8884C	W	N/A		
KB27D4	18	BN	TXL	3510305R1	6099043C1	8884M	D	N/A		
KB27D4	18	BN	TXL	3510305R1	BLUNT_SL_V	7001	D	N/A		
KB27EAL	18	BN	TXL	3510305R1	6099045C1	8884B	27	N/A		
KB27EAL	18	BN	TXL	3510305R1	6099042C1	8884C	D	N/A		
KB28EAL	18	BN	TXL	3510305R1	6099045C1	8884B	28	N/A		
KB28EAL	18	BN	TXL	3510305R1	3754532C1	8884F	5	N/A		
KB29D5	18	BN	TXL	3510305R1	6099043C1	8884M	E	N/A		
KB29D5	18	BN	TXL	3510305R1	BLUNT_SL_V	7001	E	N/A		
KB29EAL	18	BN	TXL	3510305R1	6099045C1	8884B	29	N/A		
KB29EAL	18	BN	TXL	3510305R1	6099042C1	8884C	E	N/A		
KB5AL(+)	18	YL	TXL	3572112R1	6099041C1	8884A	12	N/A		
KB5AL(+)	18	YL	TXL	3572112R1	3601838C1	1024	L	N/A	3601839C1	
KB5AL(-)	18	GN	TXL	3572112R1	6099041C1	8884A	13	N/A		
KB5AL(-)	18	GN	TXL	3572112R1	3601838C1	1024	B	N/A	3601839C1	
KB5CCB(+)	18	YL	TXL	3572112R1	3602454C1	8884D	A	N/A	1655705C1	
KB5CCB(+)	18	YL	TXL	3572112R1	3601838C1	1024	H	N/A	3601839C1	
KB5CCB(-)	18	GN	TXL	3572112R1	3602454C1	8884D	B	N/A	1655705C1	
KB5CCB(-)	18	GN	TXL	3572112R1	3601838C1	1024	E	N/A	3601839C1	
KB5CCC(+)	18	YL	TXL	3572112R1	3602454C1	8884G	A	N/A	1655705C1	
KB5CCC(+)	18	YL	TXL	3572112R1	3601838C1	1028	L	N/A	3601839C1	
KB5CCC(-)	18	GN	TXL	3572112R1	3602454C1	8884G	B	N/A	1655705C1	
KB5CCC(-)	18	GN	TXL	3572112R1	3601838C1	1028	B	N/A	3601839C1	
KB5D17	18	LTGN	TXL	3510299R1	6099043C1	8884M	R	N/A		
KB5D17	18	LTGN	TXL	3510299R1	BLUNT_SL_V	7002	E	N/A		
KB5EAL	18	LTGN	TXL	3510299R1	6099045C1	8884B	5	N/A		
KB5EAL	18	LTGN	TXL	3510299R1	6099042C1	8884C	R	N/A		
KB62D1	18	BK	TXL	3510293R1	6099043C1	8884M	A	N/A		
KB62D1	18	BK	TXL	3510293R1	BLUNT_SL_V	7001	A	N/A		

Circuit Number	Gauge	Color	Insulation	Terminal Splice	Connector Body	Connector		Seal / Sleeve	Lock 1	Lock 2
				Number	Part Numbers	Number	Cavity			
KB62EAL	18	BK	TXL	3510293R1	6099042C1	8884C	A	N/A		
KB62EAL	18	BK	TXL	3510293R1	3613769C1	1021	6	N/A		
KB6D16	18	BK	TXL	3510293R1	6099043C1	8884M	Q	N/A		
KB6D16	18	BK	TXL	3510293R1	BLUNT_SL_V	7002	D	N/A		
KB6EAL	18	BK	TXL	3510293R1	6099045C1	8884B	6	N/A		
KB6EAL	18	BK	TXL	3510293R1	6099042C1	8884C	Q	N/A		
KH39	16	GY	TXL	3510312R1	3595623C1	1701	31	N/A		
KH39	16	GY	TXL	3510312R1	3768015C1	1015	38	N/A	3768016C1	
KH39A	16	GY	TXL	3510312R1	3595623C1	1701	40	N/A		
KH39A	16	GY	TXL	3510312R1	3768015C1	1015	30	N/A	3768016C1	
KK18	16	GY	TXL	3510312R1	3768010C1	1011	R6 -	0 N/A	3768011C1	
KK18	16	GY	TXL	3510312R1	A	DS71	-	2644000R		
KK18-GB	18	WH	TXL	3510359R1	3768010C1	1011	R6 -	6 N/A	3768011C1	
KK18-GB	18	WH	TXL	3510359R1	3613769C1	1022	4	N/A		
KK18A	18	GY	TXL	3510311R1	3768010C1	1011	R6 -	5 N/A	3768011C1	
KK18A	18	GY	TXL	3510311R1	3598707C1	1601	F12	N/A	1618846C1	1618847C1
KK18B	16	GY	TXL	3510312R1	3595623C1	1701	67	N/A		
KK18B	16	GY	TXL	3510312R1		DS71	-	2644000R1		
KK18C	16	GY	TXL	3510312R1	3595625C1	1700	6	N/A		
KK18C	16	GY	TXL	3510312R1		DS71	-	2644000R1		
KK18V	16	GY	TXL	3510312R1	3768010C1	1011	R6 -	7 N/A	3768011C1	
KK18V	16	GY	TXL	3510312R1	3768015C1	1017	21	N/A	3768016C1	
KL18-GB	18	WH	TXL	3510359R1	3768010C1	1011	R6 -	6 N/A	3768011C1	
KL18-GB	18	WH	TXL	3510359R1	3613769C1	1022	4	N/A		
KL18A	16	GY	TXL	3510312R1	3595624C1	1703F	11	SWS_N_REQ		
KL18A	16	GY	TXL	3510312R1	3595621C1	1702	34	N/A	3598918C1	3598919C1
KL18C	16	GY	TXL	3510312R1	3768010C1	1011	R6 -	0 N/A	3768011C1	
KL18C	16	GY	TXL	3510312R1	3595625C1	1703M	11	N/A		
KL18D	18	GY	TXL	3510311R1	3768010C1	1011	R6 -	5 N/A	3768011C1	
KL18D	18	GY	TXL	3510311R1	3598707C1	1601	F12	N/A	1618846C1	1618847C1
KL18V	16	GY	TXL	3510312R1	3768010C1	1011	R6 -	7 N/A	3768011C1	
KL18V	16	GY	TXL	3510312R1	3768015C1	1017	21	N/A	3768016C1	

Circuit Number	Gauge	Color	Insulation	Terminal Splice	Connector Body	Connector		Seal / Sleeve	Lock 1	Lock 2
				Number	Part Numbers	Number	Cavity			
KM18	16	GY	TXL	3510312R1	3768010C1	1011	R6 -	0 N/A	3768011C1	
KM18	16	GY	TXL	3510312R1	A	DS71	-	2644000R		
KM18-GB	18	WH	TXL	3510359R1	3768010C1	1011	R6 -	6 N/A	3768011C1	
KM18-GB	18	WH	TXL	3510359R1	3613769C1	1022	4	N/A		
KM18A	16	GY	TXL	3510312R1	3595624C1	1703F	11	SWS_N_REQ		
KM18A	16	GY	TXL	3510312R1	3595621C1	1702	34	N/A	3598918C1	3598919C1
KM18C	16	GY	TXL	3510312R1	3595625C1	1703M	11	N/A		
KM18C	16	GY	TXL	3510312R1		DS71	-	2644000R1		
KM18D	16	GY	TXL	3510312R1	3595623C1	1701	67	N/A		
KM18D	16	GY	TXL	3510312R1		DS71	-	2644000R1		
KM18E	18	GY	TXL	3510311R1	3768010C1	1011	R6 -	5 N/A	3768011C1	
KM18E	18	GY	TXL	3510311R1	3598707C1	1601	F12	N/A	1618846C1	1618847C1
KM18V	16	GY	TXL	3510312R1	3768010C1	1011	R6 -	7 N/A	3768011C1	
KM18V	16	GY	TXL	3510312R1	3768015C1	1017	21	N/A	3768016C1	
KN49	18	GY	TXL	3510311R1	3595623C1	1701	45	N/A		
KN49	18	GY	TXL	3510311R1	3710061C1	1607	A3	N/A	3539892C1	3539893C1
KN49A	18	GY	TXL	3510311R1	3595623C1	1701	50	N/A		
KN49A	18	GY	TXL	3510311R1	3710061C1	1607	A4	N/A	3539892C1	3539893C1
KP112	16	GY	TXL	3510312R1	3598711C1	1603	J	N/A	3573833C1	
KP112	16	GY	TXL	3510312R1	3595623C1	1701	66	N/A		
KQ71N	16	OR	TXL	3510318R1	3595623C1	1701	70	N/A		
KQ71N	16	OR	TXL	3510318R1	3543733C1	400	L	3535424C1	3543732C1	
KR59-GBN	16	WH	TXL	3510360R1		BS8	-	N/A		
KR59-GBN	16	WH	TXL	3510360R1	1661889C1	1227	C	N/A	1661890C1	
KR59H	18	GY	TXL	3510311R1		LS8	-	2644000R1		
KR59H	18	GY	TXL	3510311R1	1661889C1	1227	A	N/A	1661890C1	
KR59J	18	GY	TXL	3510311R1	3768015C1	1015	13	N/A	3768016C1	
KR59J	18	GY	TXL	3510311R1		LS8	-	2644000R1		
KR59K	18	GY	TXL	3510311R1		LS8	-	2644000R1		
KR59K	18	GY	TXL	3510311R1	1661889C1	1227	B	N/A	1661890C1	
KS59-GA	18	WH	TXL	3510359R1	3928059C1	1108	11	N/A		
KS59-GA	18	WH	TXL	3510359R1		DS10	-	2644000R1		

Circuit Number	Gauge	Color	Insulation	Terminal Splice	Connector Body	Connector		Seal / Sleeve	Lock 1	Lock 2
				Number	Part Numbers	Number	Cavity			
KS59-GB	18	WH	TXL	3510359R1	3928059C1	1023A	11	N/A		
KS59-GB	18	WH	TXL	3510359R1		DS10	-	2644000R1		
KS59-GBA	18	WH	TXL	3510359R1	3928059C1	1108	9	N/A		
KS59-GBA	18	WH	TXL	3510359R1		DS10	-	2644000R1		
KS59-GBP	16	WH	TXL	3510360R1		BS8	-	N/A		
KS59-GBP	16	WH	TXL	3510360R1		DS10	-	2644000R1		
KS59-GC	18	WH	TXL	3510359R1	3768010C1	1013	R4 -	5 N/A	3768011C1	
KS59-GC	18	WH	TXL	3510359R1	A	DS10	-	2644000R		
KS59-GCA	18	WH	TXL	3510359R1	3768010C1	1013	R3 -	5 N/A	3768011C1	
KS59-GCA	18	WH	TXL	3510359R1	A	DS10	-	2644000R		
KS59-GDA	18	WH	TXL	3510359R1	3928059C1	1023B	11	N/A		
KS59-GDA	18	WH	TXL	3510359R1		DS10	-	2644000R1		
KS59JB	18	GY	TXL	3510311R1	3768015C1	1015	13	N/A	3768016C1	
KS59JB	18	GY	TXL	3510311R1		DS43	-	2644000R1		
KS59JC	18	GY	TXL	3510311R1	3768010C1	1013	R4 -	0 N/A	3768011C1	
KS59JC	18	GY	TXL	3510311R1	A	DS43	-	2644000R		
KS59JD	18	GY	TXL	3510311R1	3928059C1	1108	2	N/A		
KS59JD	18	GY	TXL	3510311R1		DS43	-	2644000R1		
KS59KB	18	GY	TXL	3510311R1	3768010C1	1013	R3 -	7A N/A	3768011C1	
KS59KB	18	GY	TXL	3510311R1	B	DS11	-	2644000		
KS59KC	18	GY	TXL	3510311R1	3768010C1	1013	R4 -	7 N/A	3768011C1	
KS59KC	18	GY	TXL	3510311R1	A	DS42	-	2644000R		
KS59KD	18	GY	TXL	3510311R1	3768010C1	1013	R3 -	0 N/A	3768011C1	
KS59KD	18	GY	TXL	3510311R1	A	DS42	-	2644000R		
KS59KE	18	GY	TXL	3510311R1	3928059C1	1108	4	N/A		
KS59KE	18	GY	TXL	3510311R1		DS42	-	2644000R1		
KS59KF	18	GY	TXL	3510311R1	3768010C1	1013	R4 -	6 N/A	3768011C1	
KS59KF	18	GY	TXL	3510311R1	A	DS42	-	2644000R		
KS59MB	18	GY	TXL	3510311R1	3595623C1	1701	60	N/A		
KS59MB	18	GY	TXL	3510311R1	3928059C1	1023A	1	N/A		
KS59NB	18	GY	TXL	3510311R1	3595623C1	1701	61	N/A		
KS59NB	18	GY	TXL	3510311R1	3928059C1	1023B	1	N/A		

Circuit Number	Gauge	Color	Insulation	Terminal Splice	Connector Body	Connector		Seal / Sleeve	Lock 1	Lock 2
				Number	Part Numbers	Number	Cavity			
KS59SB	18	GY	TXL	3510311R1	3928059C1	1023A	2	N/A		
KS59SB	18	GY	TXL	3510311R1		DS11	-	2644000R1		
KS59TA	18	GY	TXL	3510311R1	3928059C1	1108	10	N/A		
KS59TA	18	GY	TXL	3510311R1		DS11	-	2644000R1		
KS59U	18	GY	TXL	3510311R1	3928059C1	1023B	2	N/A		
KS59U	18	GY	TXL	3510311R1		DS11	-	2644000R1		
KS62DA	16	DKBL	TXL	3510354R1	3613769C1	1021	3	N/A		
KS62DA	16	DKBL	TXL	3510354R1		DS44	-	2644000R1		
KS62P	18	DKBL	TXL	3510353R1	3928059C1	1023B	12	N/A		
KS62P	18	DKBL	TXL	3510353R1		DS44	-	2644000R1		
KS62Q	18	DKBL	TXL	3510353R1	3928059C1	1108	12	N/A		
KS62Q	18	DKBL	TXL	3510353R1		DS44	-	2644000R1		
KS62R	18	DKBL	TXL	3510353R1	3928059C1	1023A	12	N/A		
KS62R	18	DKBL	TXL	3510353R1		DS44	-	2644000R1		
KS71P	18	GY	TXL	3510311R1	3768010C1	1013	R3 -	6 N/A	3768011C1	
KS71P	18	GY	TXL	3510311R1	3543733C1	400	L	3535424C	3543732C1	
KT59-GA	18	WH	TXL	3510359R1	3928059C1	1108	11	N/A		
KT59-GA	18	WH	TXL	3510359R1		DS10	-	2644000R1		
KT59-GB	18	WH	TXL	3510359R1	3928059C1	1023A	11	N/A		
KT59-GB	18	WH	TXL	3510359R1		DS10	-	2644000R1		
KT59-GBA	18	WH	TXL	3510359R1	3928059C1	1108	9	N/A		
KT59-GBA	18	WH	TXL	3510359R1		DS10	-	2644000R1		
KT59-GBP	16	WH	TXL	3510360R1		BS8	-	N/A		
KT59-GBP	16	WH	TXL	3510360R1		DS10	-	2644000R1		
KT59-GM	18	WH	TXL	3510359R1	3768010C1	1013	R3 -	5 N/A	3768011C1	
KT59-GM	18	WH	TXL	3510359R1	B	DS10	-	2644000R		
KT59-GMA	18	WH	TXL	3510359R1	3768010C1	1013	R4 -	5 N/A	3768011C1	
KT59-GMA	18	WH	TXL	3510359R1	B	DS10	-	2644000R		
KT59JB	18	GY	TXL	3510311R1	3768015C1	1015	13	N/A	3768016C1	
KT59JB	18	GY	TXL	3510311R1		DS43	-	2644000R1		
KT59JC	18	GY	TXL	3510311R1	3768010C1	1013	R4 -	0 N/A	3768011C1	
KT59JC	18	GY	TXL	3510311R1	A	DS43	-	2644000R		

Circuit Number	Gauge	Color	Insulation	Terminal Splice	Connector Body	Connector		Seal / Sleeve	Lock 1	Lock 2
				Number	Part Numbers	Number	Cavity			
KT59JD	18	GY	TXL	3510311R1	3928059C1	1108	2	N/A		
KT59JD	18	GY	TXL	3510311R1		DS43	-	2644000R1		
KT59KA	18	GY	TXL	3510311R1	3768010C1	1013	R3 -	7A N/A	3768011C1	
KT59KA	18	GY	TXL	3510311R1	B	DS11	-	2644000		
KT59KC	18	GY	TXL	3510311R1	3768010C1	1013	R4 -	7 N/A	3768011C1	
KT59KC	18	GY	TXL	3510311R1	A	DS42	-	2644000R		
KT59KD	18	GY	TXL	3510311R1	3768010C1	1013	R3 -	0 N/A	3768011C1	
KT59KD	18	GY	TXL	3510311R1	A	DS42	-	2644000R		
KT59KE	18	GY	TXL	3510311R1	3928059C1	1108	4	N/A		
KT59KE	18	GY	TXL	3510311R1		DS42	-	2644000R1		
KT59KF	18	GY	TXL	3510311R1	3768010C1	1013	R4 -	6 N/A	3768011C1	
KT59KF	18	GY	TXL	3510311R1	A	DS42	-	2644000R		
KT59MB	18	GY	TXL	3510311R1	3595623C1	1701	60	N/A		
KT59MB	18	GY	TXL	3510311R1	3928059C1	1023A	1	N/A		
KT59SB	18	GY	TXL	3510311R1	3928059C1	1023A	2	N/A		
KT59SB	18	GY	TXL	3510311R1		DS11	-	2644000R1		
KT59TA	18	GY	TXL	3510311R1	3928059C1	1108	10	N/A		
KT59TA	18	GY	TXL	3510311R1		DS11	-	2644000R1		
KT62D	16	DKBL	TXL	3510354R1	3928059C1	1023A	12	N/A		
KT62D	16	DKBL	TXL	3510354R1		DS44	-	2644000R1		
KT62DA	16	DKBL	TXL	3510354R1	3613769C1	1021	3	N/A		
KT62DA	16	DKBL	TXL	3510354R1		DS44	-	2644000R1		
KT62DB	16	DKBL	TXL	3510354R1	3928059C1	1108	12	N/A		
KT62DB	16	DKBL	TXL	3510354R1		DS44	-	2644000R1		
KT71P	18	GY	TXL	3510311R1	3768010C1	1013	R3 -	6 N/A	3768011C1	
KT71P	18	GY	TXL	3510311R1	3543733C1	400	L	3535424C	3543732C1	
KU59-GA	18	WH	TXL	3510359R1	3928059C1	1108	11	N/A		
KU59-GA	18	WH	TXL	3510359R1		DS10	-	2644000R1		
KU59-GB	18	WH	TXL	3510359R1	3928059C1	1023A	11	N/A		
KU59-GB	18	WH	TXL	3510359R1		DS10	-	2644000R1		
KU59-GBP	16	WH	TXL	3510360R1		BS8	-	N/A		
KU59-GBP	16	WH	TXL	3510360R1		DS10	-	2644000R1		

Circuit Number	Gauge	Color	Insulation	Terminal Splice	Connector Body	Connector		Seal / Sleeve	Lock 1	Lock 2
				Number	Part Numbers	Number	Cavity			
KU59-GDA	18	WH	TXL	3510359R1	3928059C1	1023B	11	N/A		
KU59-GDA	18	WH	TXL	3510359R1		DS10	-	2644000R1		
KU59-GDB	18	WH	TXL	3510359R1	3928059C1	1023C	11	N/A		
KU59-GDB	18	WH	TXL	3510359R1		DS10	-	2644000R1		
KU59-GM	18	WH	TXL	3510359R1	3768010C1	1013	R3 -	5 N/A	3768011C1	
KU59-GM	18	WH	TXL	3510359R1	B	DS10	-	2644000R		
KU59-GMA	18	WH	TXL	3510359R1	3768010C1	1013	R4 -	5 N/A	3768011C1	
KU59-GMA	18	WH	TXL	3510359R1	B	DS10	-	2644000R		
KU59GEA	18	WH	TXL	3510359R1	3928059C1	1108	9	N/A		
KU59GEA	18	WH	TXL	3510359R1		DS10	-	2644000R1		
KU59JB	18	GY	TXL	3510311R1	3768015C1	1015	13	N/A	3768016C1	
KU59JB	18	GY	TXL	3510311R1		DS43	-	2644000R1		
KU59JC	18	GY	TXL	3510311R1	3768010C1	1013	R4 -	0 N/A	3768011C1	
KU59JC	18	GY	TXL	3510311R1	A	DS43	-	2644000R		
KU59JD	18	GY	TXL	3510311R1	3928059C1	1108	2	N/A		
KU59JD	18	GY	TXL	3510311R1		DS43	-	2644000R1		
KU59KA	18	GY	TXL	3510311R1	3768010C1	1013	R3 -	7A N/A	3768011C1	
KU59KA	18	GY	TXL	3510311R1	B	DS11	-	2644000		
KU59KC	18	GY	TXL	3510311R1	3768010C1	1013	R4 -	7 N/A	3768011C1	
KU59KC	18	GY	TXL	3510311R1	A	DS42	-	2644000R		
KU59KD	18	GY	TXL	3510311R1	3768010C1	1013	R3 -	0 N/A	3768011C1	
KU59KD	18	GY	TXL	3510311R1	A	DS42	-	2644000R		
KU59KE	18	GY	TXL	3510311R1	3928059C1	1108	4	N/A		
KU59KE	18	GY	TXL	3510311R1		DS42	-	2644000R1		
KU59KF	18	GY	TXL	3510311R1	3768010C1	1013	R4 -	6 N/A	3768011C1	
KU59KF	18	GY	TXL	3510311R1	A	DS42	-	2644000R		
KU59MB	18	GY	TXL	3510311R1	3595623C1	1701	60	N/A		
KU59MB	18	GY	TXL	3510311R1	3928059C1	1023A	1	N/A		
KU59NB	18	GY	TXL	3510311R1	3595623C1	1701	61	N/A		
KU59NB	18	GY	TXL	3510311R1	3928059C1	1023B	1	N/A		
KU59NC	18	GY	TXL	3510311R1	3595623C1	1701	62	N/A		
KU59NC	18	GY	TXL	3510311R1	3928059C1	1023C	1	N/A		

Circuit Number	Gauge	Color	Insulation	Terminal Splice	Connector Body	Connector		Seal / Sleeve	Lock 1	Lock 2
				Number	Part Numbers	Number	Cavity			
KU59SA	18	GY	TXL	3510311R1	3928059C1	1023A	2	N/A		
KU59SA	18	GY	TXL	3510311R1		DS11	-	2644000R1		
KU59SB	18	GY	TXL	3510311R1	3928059C1	1023B	2	N/A		
KU59SB	18	GY	TXL	3510311R1		DS11	-	2644000R1		
KU59SC	18	GY	TXL	3510311R1	3928059C1	1023C	2	N/A		
KU59SC	18	GY	TXL	3510311R1		DS11	-	2644000R1		
KU59TA	18	GY	TXL	3510311R1	3928059C1	1108	10	N/A		
KU59TA	18	GY	TXL	3510311R1		DS11	-	2644000R1		
KU62DA	16	DKBL	TXL	3510354R1	3613769C1	1021	3	N/A		
KU62DA	16	DKBL	TXL	3510354R1		DS44	-	2644000R1		
KU62P	18	DKBL	TXL	3510353R1	3928059C1	1023B	12	N/A		
KU62P	18	DKBL	TXL	3510353R1		DS44	-	2644000R1		
KU62Q	18	DKBL	TXL	3510353R1	3928059C1	1108	12	N/A		
KU62Q	18	DKBL	TXL	3510353R1		DS44	-	2644000R1		
KU62R	18	DKBL	TXL	3510353R1	3928059C1	1023A	12	N/A		
KU62R	18	DKBL	TXL	3510353R1		DS44	-	2644000R1		
KU62S	18	DKBL	TXL	3510353R1	3928059C1	1023C	12	N/A		
KU62S	18	DKBL	TXL	3510353R1		DS44	-	2644000R1		
KU71P	18	GY	TXL	3510311R1	3768010C1	1013	R3 -	6 N/A	3768011C1	
KU71P	18	GY	TXL	3510311R1	3543733C1	400	L	3535424C	3543732C1	
LA17	16	PK	TXL	3510324R1	3759005C1	1606	T	N/A	3573833C1	
LA17	16	PK	TXL	3510324R1	3595625C1	1703M	29	N/A		
LA17A	16	PK	TXL	3510324R1	3595624C1	1703F	29	SWS_N_REQ		
LA17A	16	PK	TXL	3510324R1		PS11	-	2644000R1		
LA17B	16	PK	TXL	3510324R1	3595621C1	1702	16	N/A	3598918C1	3598919C1
LA17B	16	PK	TXL	3510324R1		PS11	-	2644000R1		
LA17C	16	PK	TXL	3510324R1	3595621C1	1702	21	N/A	3598918C1	3598919C1
LA17C	16	PK	TXL	3510324R1		PS11	-	2644000R1		
LB17BA	18	PK	TXL	3510323R1	3768015C1	1010	40	N/A	3768016C1	
LB17BA	18	PK	TXL	3510323R1	3553649C1	1800	D7	N/A	3553650C1	
LB17H	18	PK	TXL	3510323R1	3759005C1	1606	S	N/A	3573833C1	
LB17H	18	PK	TXL	3510323R1	3546518C1	1100	B	N/A	3546519C1	

Circuit Number	Gauge	Color	Insulation	Terminal Splice	Connector Body	Connector		Seal / Sleeve	Lock 1	Lock 2
				Number	Part Numbers	Number	Cavity			
LC17HA	18	PK	TXL	3510323R1	3759005C1	1606	S	N/A	3573833C1	
LC17HA	18	PK	TXL	3510323R1	3546518C1	1100	B	N/A	3546519C1	
LD149AA	18	GY	TXL	3510311R1	3759005C1	1606	S	N/A	3573833C1	
LD149AA	18	GY	TXL	3510311R1		ES2	-	2644000R1		
LD149AB	18	GY	TXL	3510311R1	6099045C1	8884B	21	N/A		
LD149AB	18	GY	TXL	3510311R1		ES2	-	2644000R1		
LD149AC	18	GY	TXL	3510311R1	3553649C1	1800	D7	N/A	3553650C1	
LD149AC	18	GY	TXL	3510311R1		ES2	-	2644000R1		
LD149B	16	GY	TXL	3510312R1	3546518C1	1100	B	N/A	3546519C1	
LD149B	16	GY	TXL	3510312R1		ES2	-	2644000R1		
LE149AA	18	GY	TXL	3510311R1	3759005C1	1606	S	N/A	3573833C1	
LE149AA	18	GY	TXL	3510311R1		ES2	-	2644000R1		
LE149AB	18	GY	TXL	3510311R1	6099045C1	8884B	21	N/A		
LE149AB	18	GY	TXL	3510311R1		ES2	-	2644000R1		
LE149B	16	GY	TXL	3510312R1	3546518C1	1100	B	N/A	3546519C1	
LE149B	16	GY	TXL	3510312R1		ES2	-	2644000R1		
LF104CB	18	DKBL	GXL	2643720R1	3710061C1	1607	B5	N/A	3539892C1	3539893C1
LF104CB	18	DKBL	GXL	2643720R1	3595625C1	1700	44	N/A		
LF104CC	18	DKBL	TXL	3510353R1	3710061C1	1607	B9	N/A	3539892C1	3539893C1
LF104CC	18	DKBL	TXL	3510353R1	3595625C1	1700	43	N/A		
LF104D	18	DKBL	TXL	3510353R1	3598705C1	1602	F8	N/A	1618846C1	1618847C1
LF104D	18	DKBL	TXL	3510353R1	3595623C1	1701	43	N/A		
LG17	16	PK	TXL	3510324R1	3759005C1	1606	T	N/A	3573833C1	
LG17	16	PK	TXL	3510324R1	3595625C1	1703M	29	N/A		
LG17BA	16	PK	TXL	3510324R1	3595624C1	1703F	29	SWS_N_REQ		
LG17BA	16	PK	TXL	3510324R1	3595621C1	1702	16	N/A	3598918C1	3598919C1
LH149B	18	GY	TXL	3510311R1	3759005C1	1606	S	N/A	3573833C1	
LH149B	18	GY	TXL	3510311R1	3546518C1	1100MA	B	N/A	3546519C1	
LH92#141	18	TN	TXL	3510329R1	3595624C1	1703F	28	SWS_N_REQ		
LH92#141	18	TN	TXL	3510329R1	3595621C1	1702	20	N/A	3598918C1	3598919C1
LH92#141A	18	TN	TXL	3510329R1	3759005C1	1606	M	N/A	3573833C1	
LH92#141A	18	TN	TXL	3510329R1	3595625C1	1703M	28	N/A		

Circuit Number	Gauge	Color	Insulation	Terminal Splice	Connector Body	Connector		Seal / Sleeve	Lock 1	Lock 2
				Number	Part Numbers	Number	Cavity			
LJ104DA	16	DKBL	TXL	3510354R1	3768010C1	1012	R6 -	0 N/A	3768011C1	
LJ104DA	16	DKBL	TXL	3510354R1	3768015C1	1017	13	N/A	3768016C1	
LJ104DB	16	DKBL	TXL	3510354R1	3768010C1	1012	R6 -	7 N/A	3768011C1	
LJ104DB	16	DKBL	TXL	3510354R1	3595623C1	1701	44	N/A		
LJ104DC	18	DKBL	TXL	3510353R1	3768010C1	1012	R6 -	5 N/A	3768011C1	
LJ104DC	18	DKBL	TXL	3510353R1	3598707C1	1601	E1	N/A	1618846C1	1618847C1
LL13B	16	PK	TXL	3510324R1	BLUNT_SL_V	1916	A	SWS_N_REQ		
LL13B	16	PK	TXL	3510324R1	3768015C1	1015	31	N/A	3768016C1	
LL14G	16	RD	TXL	3510366R1	BLUNT_SL_V	1919	A	N/A		
LL14G	16	RD	TXL	3510366R1	3768015C1	1018	7	N/A	3768016C1	
LP88	18	LTGN	TXL	3510299R1	3595625C1	1703M	60	N/A		
LP88	18	LTGN	TXL	3510299R1	3598705C1	1602	E9	N/A	1618846C1	1618847C1
LP88J	18	LTGN	TXL	3510299R1	3595621C1	1702	14	N/A	3598918C1	3598919C1
LP88J	18	LTGN	TXL	3510299R1	3595624C1	1703F	60	SWS_N_REQ		
LQ88A	18	LTGN	TXL	3510299R1	3759005C1	1606	R	N/A	3573833C1	
LQ88A	18	LTGN	TXL	3510299R1	3595625C1	1703M	59	N/A		
LQ88AJ	18	LTGN	TXL	3510299R1	3595624C1	1703F	59	SWS_N_REQ		
LQ88AJ	18	LTGN	TXL	3510299R1	3595621C1	1702	41	N/A	3598918C1	3598919C1
LS59A	18	GY	TXL	3510311R1	3598705C1	1602	E12	N/A	1618846C1	1618847C1
LS59A	18	GY	TXL	3510311R1	3595623C1	1701	32	N/A		
LT59C	18	GY	TXL	3510311R1	3598707C1	1601	F10	N/A	1618846C1	1618847C1
LT59C	18	GY	TXL	3510311R1	3595623C1	1701	33	N/A		
LT59D	18	GY	TXL	3510311R1	3598707C1	1601	E12	N/A	1618846C1	1618847C1
LT59D	18	GY	TXL	3510311R1	3595623C1	1701	34	N/A		
LU59E	18	GY	TXL	3510311R1	3598707C1	1601	F8	N/A	1618846C1	1618847C1
LU59E	18	GY	TXL	3510311R1	3595623C1	1701	35	N/A		
LW59M	18	GY	TXL	3510311R1	3598707C1	1601	F6	N/A	1618846C1	1618847C1
LW59M	18	GY	TXL	3510311R1	3595623C1	1701	46	N/A		
LW59N	18	GY	TXL	3510311R1	3598707C1	1601	F7	N/A	1618846C1	1618847C1
LW59N	18	GY	TXL	3510311R1	3595623C1	1701	47	N/A		
LW59P	18	GY	TXL	3510311R1	3598707C1	1601	F2	N/A	1618846C1	1618847C1
LW59P	18	GY	TXL	3510311R1	3595623C1	1701	48	N/A		

Circuit Number	Gauge	Color	Insulation	Terminal Splice	Connector Body	Connector		Seal / Sleeve	Lock 1	Lock 2
				Number	Part Numbers	Number	Cavity			
LW59Q	18	GY	TXL	3510311R1	3598707C1	1601	F3	N/A	1618846C1	1618847C1
LW59Q	18	GY	TXL	3510311R1	3595623C1	1701	49	N/A		
LX59M	18	GY	TXL	3510311R1	3598707C1	1601	F6	N/A	1618846C1	1618847C1
LX59M	18	GY	TXL	3510311R1	3595623C1	1701	46	N/A		
LX59N	18	GY	TXL	3510311R1	3598707C1	1601	F7	N/A	1618846C1	1618847C1
LX59N	18	GY	TXL	3510311R1	3595623C1	1701	47	N/A		
LX59P	18	GY	TXL	3510311R1	3598707C1	1601	F2	N/A	1618846C1	1618847C1
LX59P	18	GY	TXL	3510311R1	3595623C1	1701	48	N/A		
LX59Q	18	GY	TXL	3510311R1	3598707C1	1601	F3	N/A	1618846C1	1618847C1
LX59Q	18	GY	TXL	3510311R1	3595623C1	1701	44	N/A		
LY59G	18	GY	TXL	3510311R1	3598707C1	1601	E13	N/A	1618846C1	1618847C1
LY59G	18	GY	TXL	3510311R1	3595623C1	1701	36	N/A		
LY59H	18	GY	TXL	3510311R1	3598707C1	1601	F4	N/A	1618846C1	1618847C1
LY59H	18	GY	TXL	3510311R1	3595623C1	1701	37	N/A		
LY59J	18	GY	TXL	3510311R1	3598707C1	1601	E9	N/A	1618846C1	1618847C1
LY59J	18	GY	TXL	3510311R1	3595623C1	1701	38	N/A		
LY59K	18	GY	TXL	3510311R1	3598707C1	1601	F5	N/A	1618846C1	1618847C1
LY59K	18	GY	TXL	3510311R1	3595623C1	1701	39	N/A		
LZ59S	18	GY	TXL	3510311R1	3598707C1	1601	E10	N/A	1618846C1	1618847C1
LZ59S	18	GY	TXL	3510311R1	3595623C1	1701	54	N/A		
LZ59T	18	GY	TXL	3510311R1	3598707C1	1601	E15	N/A	1618846C1	1618847C1
LZ59T	18	GY	TXL	3510311R1	3595623C1	1701	55	N/A		
LZ59V	18	GY	TXL	3510311R1	3598707C1	1601	F14	N/A	1618846C1	1618847C1
LZ59V	18	GY	TXL	3510311R1	3595623C1	1701	56	N/A		
LZ59W	18	GY	TXL	3510311R1	3598707C1	1601	F9	N/A	1618846C1	1618847C1
LZ59W	18	GY	TXL	3510311R1	3595623C1	1701	57	N/A		
MA97F	16	VT	TXL	3510348R1	3768015C1	1015	32	N/A	3768016C1	
MA97F	16	VT	TXL	3510348R1	3595625C1	1703M	54	N/A		
MA97FA	16	VT	TXL	3510348R1	3595624C1	1703F	54	SWS_N_REQ		
MA97FA	16	VT	TXL	3510348R1	3595621C1	1702	37	N/A	3598918C1	3598919C1
MB41D	18	TN	TXL	3510329R1	3595624C1	1703F	25	SWS_N_REQ		
MB41D	18	TN	TXL	3510329R1	3595621C1	1702	18	N/A	3598918C1	3598919C1

Circuit Number	Gauge	Color	Insulation	Terminal Splice	Connector Body	Connector		Seal / Sleeve	Lock 1	Lock 2
				Number	Part Numbers	Number	Cavity			
MB41DJ	18	TN	TXL	3510329R1	3595625C1	1703M	25	N/A		
MB41DJ	18	TN	TXL	3510329R1	1661200C1	3200M	E	N/A		
MB41E	18	TN	TXL	3510329R1	3595621C1	1702	15	N/A	3598918C1	3598919C1
MB41E	18	TN	TXL	3510329R1	3595624C1	1703F	24	SWS_N_REQ		
MB41EJ	18	TN	TXL	3510329R1	1661200C1	3200M	F	N/A		
MB41EJ	18	TN	TXL	3510329R1	3595625C1	1703M	24	N/A		
MC41	18	TN	TXL	3510329R1	3595624C1	1703F	25	SWS_N_REQ		
MC41	18	TN	TXL	3510329R1	3690369C1	4060A	3	SWS_N_REQ		
MC41D	18	TN	TXL	3510329R1	3595625C1	1703M	25	N/A		
MC41D	18	TN	TXL	3510329R1	1661200C1	3200M	E	N/A		
MC41E	18	TN	TXL	3510329R1	1661200C1	3200M	F	N/A		
MC41E	18	TN	TXL	3510329R1	3595625C1	1703M	24	N/A		
MC41EJ	18	TN	TXL	3510329R1	3690369C1	4060A	8	SWS_N_REQ		
MC41EJ	18	TN	TXL	3510329R1	3595624C1	1703F	24	SWS_N_REQ		
MD13Z	16	PK	TXL	3510324R1	3595624C1	1703F	13	SWS_N_REQ		
MD13Z	16	PK	TXL	3510324R1	3690369C1	4060A	10	SWS_N_REQ		
MD13ZA	16	PK	TXL	3510324R1	3595625C1	1703M	13	N/A		
MD13ZA	16	PK	TXL	3510324R1	3768015C1	1017	40	N/A	3768016C1	
ME106B	18	GY	TXL	3510311R1	3598705C1	1602	E8	N/A	1618846C1	1618847C1
ME106B	18	GY	TXL	3510311R1	3595623C1	1701	56	N/A		
ME110B	18	GY	TXL	3510311R1	3595623C1	1701	57	N/A		
ME110B	18	GY	TXL	3510311R1	2007315C1	1620	D	N/A	2007316C1	
ME61B	18	GY	TXL	3510311R1	3595623C1	1701	55	N/A		
ME61B	18	GY	TXL	3510311R1	3598705C1	1602	F7	N/A	1618846C1	1618847C1
MH11-GBA	18	WH	TXL	3510359R1	3595624C1	1703F	16	SWS_N_REQ		
MH11-GBA	18	WH	TXL	3510359R1	3553404C1	4087	12	SWS_N_REQ	3553460C1	
MH11-GBD	18	WH	TXL	3510359R1	3613769C1	1023	5	N/A		
MH11-GBD	18	WH	TXL	3510359R1	3595625C1	1703M	16	N/A		
MH26A	18	TN	TXL	3510329R1	3690369C1	4060A	6	SWS_N_REQ		
MH26A	18	TN	TXL	3510329R1	3553404C1	4087	11	SWS_N_REQ	3553460C1	
MH26B	18	TN	TXL	3510329R1	3690369C1	4060A	7	SWS_N_REQ		
MH26B	18	TN	TXL	3510329R1	3553404C1	4087	10	SWS_N_REQ	3553460C1	

Circuit Number	Gauge	Color	Insulation	Terminal Splice	Connector Body	Connector		Seal / Sleeve	Lock 1	Lock 2
				Number	Part Numbers	Number	Cavity			
MH26D	18	TN	GXL	2643676R1	3768015C1	1017	16	N/A	3768016C1	
MH26D	18	TN	GXL	2643676R1	3595625C1	1703M	27	N/A		
MH26DA	18	TN	GXL	2643676R1	3595624C1	1703F	27	SWS_N_REQ		
MH26DA	18	TN	GXL	2643676R1	3553404C1	4087	6	SWS_N_REQ	3553460C1	
MH5CC(+)	18	YL	TXL	3572112R1	3595624C1	1703F	30	SWS_N_REQ		
MH5CC(+)	18	YL	TXL	3572112R1	3553404C1	4087	7	SWS_N_REQ	3553460C1	
MH5CC(-)	18	GN	TXL	3572112R1	3595624C1	1703F	32	SWS_N_REQ		
MH5CC(-)	18	GN	TXL	3572112R1	3553404C1	4087	8	SWS_N_REQ	3553460C1	
MH5CCA(+)	18	YL	TXL	3572112R1	3601838C1	1025	L	N/A	3601839C1	
MH5CCA(+)	18	YL	TXL	3572112R1	3595625C1	1703M	30	N/A		
MH5CCA(-)	18	GN	TXL	3572112R1	3601838C1	1025	B	N/A	3601839C1	
MH5CCA(-)	18	GN	TXL	3572112R1	3595625C1	1703M	32	N/A		
MJ11-GAD	18	WH	TXL	3510359R1	3613769C1	1023	5	N/A		
MJ11-GAD	18	WH	TXL	3510359R1	3595625C1	1703M	16	N/A		
MJ11-GBD	18	WH	TXL	3510359R1	3595624C1	1703F	16	SWS_N_REQ		
MJ11-GBD	18	WH	TXL	3510359R1	3553404C1	4087B	12	SWS_N_REQ	3553460C1	
MJ26A	18	TN	TXL	3510329R1	3690369C1	4060A	6	SWS_N_REQ		
MJ26A	18	TN	TXL	3510329R1	3553404C1	4087B	11	SWS_N_REQ	3553460C1	
MJ26B	18	TN	TXL	3510329R1	3690369C1	4060A	7	SWS_N_REQ		
MJ26B	18	TN	TXL	3510329R1	3553404C1	4087B	10	SWS_N_REQ	3553460C1	
MJ26D	18	TN	GXL	2643676R1	3768015C1	1017	16	N/A	3768016C1	
MJ26D	18	TN	GXL	2643676R1	3595625C1	1703M	27	N/A		
MJ26DA	18	TN	GXL	2643676R1	3595624C1	1703F	27	SWS_N_REQ		
MJ26DA	18	TN	GXL	2643676R1	3553404C1	4087B	6	SWS_N_REQ	3553460C1	
MJ5CC(+)	18	YL	TXL	3572112R1	3595624C1	1703F	30	SWS_N_REQ		
MJ5CC(+)	18	YL	TXL	3572112R1	3553404C1	4087B	7	SWS_N_REQ	3553460C1	
MJ5CC(-)	18	GN	TXL	3572112R1	3595624C1	1703F	32	SWS_N_REQ		
MJ5CC(-)	18	GN	TXL	3572112R1	3553404C1	4087B	8	SWS_N_REQ	3553460C1	
MJ5CCA(+)	18	YL	TXL	3572112R1	3601838C1	1025	L	N/A	3601839C1	
MJ5CCA(+)	18	YL	TXL	3572112R1	3595625C1	1703M	30	N/A		
MJ5CCA(-)	18	GN	TXL	3572112R1	3601838C1	1025	B	N/A	3601839C1	
MJ5CCA(-)	18	GN	TXL	3572112R1	3595625C1	1703M	32	N/A		

Circuit Number	Gauge	Color	Insulation	Terminal Splice	Connector Body	Connector		Seal / Sleeve	Lock 1	Lock 2
				Number	Part Numbers	Number	Cavity			
MK11-GTS	20	WH	TXL	3510358R1	4089980C1	1349	3	N/A		
MK11-GTS	20	WH	TXL	3510358R1		BS8	-	N/A		
MK13TS	20	PK	TXL	3510322R1	4089980C1	1349	2	N/A		
MK13TS	20	PK	TXL	3510322R1	3768015C1	1015	5	N/A	3768016C1	
MK14TS	20	RD	TXL	3510364R1	4089980C1	1349	1	N/A		
MK14TS	20	RD	TXL	3510364R1	3768015C1	1010	37	N/A	3768016C1	
MK5TS(+)	20	YL	193	3858761R1	3601838C1	1025	H	N/A	3601839C1	
MK5TS(+)	20	YL	193	3858761R1	3598293C1	1350	1	N/A		
MK5TS(-)	20	GN	193	3858761R1	3601838C1	1025	E	N/A	3601839C1	
MK5TS(-)	20	GN	193	3858761R1	3598293C1	1350	6	N/A		
ML11-G	8	WH	GXL	2643789R1		1005B	1	2644005R1		
ML11-G	8	WH	GXL	2643789R1		1910G	1	2644054R1		
ML11-GBE	16	WH	TXL	3510360R1	3613769C1	1023	6	N/A		
ML11-GBE	16	WH	TXL	3510360R1	1667305C1	1910A	B	N/A	1661263C1	
ML14EA	16	RD	TXL	3510366R1	1667305C1	1910A	A	N/A	1661263C1	
ML14EA	16	RD	TXL	3510366R1	3768015C1	1010	37	N/A	3768016C1	
ML3BE(+)	18	DKBL	TXL	3510353R1	1667305C1	1910A	C	N/A	1661263C1	
ML3BE(+)	18	DKBL	TXL	3510353R1	2006789C1	1660	E	N/A	2006792C1	
ML3BE(-)	18	GY	TXL	3510311R1	1667305C1	1910A	D	N/A	1661263C1	
ML3BE(-)	18	GY	TXL	3510311R1	2006789C1	1661	E	N/A	2006792C1	
MM11-GBE	14	WH	TXL	3510361R1	3554818C1	1938M	A	N/A	3554821C1	
MM11-GBE	14	WH	TXL	3510361R1	3613769C1	1027	3	N/A		
MM11-GBH	18	WH	TXL	3510359R1	2011340C1	1939	D	N/A	2011364C1	
MM11-GBH	18	WH	TXL	3510359R1	3613769C1	1027	4	N/A		
MM13EE	18	PK	TXL	3510323R1	2011340C1	1939	E	N/A	2011364C1	
MM13EE	18	PK	TXL	3510323R1	3768015C1	1015	5	N/A	3768016C1	
MM14EA	14	RD	GXL	2643686R1	3554818C1	1938M	B	N/A	3554821C1	
MM14EA	14	RD	GXL	2643686R1		DS61	-	2644000R1		
MM14EB	18	RD	GXL	2643759R1	3768015C1	1010	37	N/A	3768016C1	
MM14EB	18	RD	GXL	2643759R1		DS61	-	2644000R1		
MM14ED	18	RD	GXL	2643759R1	2011340C1	1939	C	N/A	2011364C1	
MM14ED	18	RD	GXL	2643759R1		DS61	-	2644000R1		

Circuit Number	Gauge	Color	Insulation	Terminal Splice	Connector Body	Connector		Seal / Sleeve	Lock 1	Lock 2
				Number	Part Numbers	Number	Cavity			
MM3BD(+)	18	DKBL	TXL	3510353R1	3553404C1	1939M	4	N/A	3553460C1	
MM3BD(+)	18	DKBL	TXL	3510353R1	2006789C1	1660	E	N/A	2006792C1	
MM3BD(-)	18	GY	TXL	3510311R1	3553404C1	1939M	5	N/A	3553460C1	
MM3BD(-)	18	GY	TXL	3510311R1	2006789C1	1661	E	N/A	2006792C1	
MN5BF(+)	18	YL	TXL	3572112R1	3601838C1	1025	H	N/A	3601839C1	
MN5BF(+)	18	YL	TXL	3572112R1	3553404C1	1939M	12	N/A	3553460C1	
MN5BF(-)	18	GN	TXL	3572112R1	3601838C1	1025	E	N/A	3601839C1	
MN5BF(-)	18	GN	TXL	3572112R1	3553404C1	1939M	11	N/A	3553460C1	
MP11-G	8	WH	GXL	2643789R1		1005B	1	2644005R1		
MP11-G	8	WH	GXL	2643789R1		1910G	1	2644054R1		
MP11-GBE	16	WH	TXL	3510360R1	3613769C1	1023	6	N/A		
MP11-GBE	16	WH	TXL	3510360R1	1667305C1	1910A	B	N/A	1661263C1	
MP14EA	16	RD	TXL	3510366R1	1667305C1	1910A	A	N/A	1661263C1	
MP14EA	16	RD	TXL	3510366R1	3768015C1	1010	37	N/A	3768016C1	
MP5CG(+)	18	YL	TXL	3572112R1	3601838C1	1025	H	N/A	3601839C1	
MP5CG(+)	18	YL	TXL	3572112R1	1667305C1	1910A	C	N/A	1661263C1	
MP5CG(-)	18	GN	TXL	3572112R1	3601838C1	1025	E	N/A	3601839C1	
MP5CG(-)	18	GN	TXL	3572112R1	1667305C1	1910A	D	N/A	1661263C1	
MQ11-GBE	16	WH	TXL	3510360R1	3613769C1	1023	6	N/A		
MQ11-GBE	16	WH	TXL	3510360R1	1661199C1	1918A	C	N/A		
MQ11-GMW	20	WH	TXL	3510358R1	3710061C1	1500A	B5	N/A	3539892C1	3539893C1
MQ11-GMW	20	WH	TXL	3510358R1	2005836C1	1919A	B	N/A	2006504C1	
MQ13EE	16	PK	TXL	3510324R1	1661199C1	1918A	B	N/A		
MQ13EE	16	PK	TXL	3510324R1	3768015C1	1015	5	N/A	3768016C1	
MQ14ED	16	RD	TXL	3510366R1	1661199C1	1918A	A	N/A		
MQ14ED	16	RD	TXL	3510366R1	3768015C1	1010	37	N/A	3768016C1	
MQ3BE(+)	18	DKBL	TXL	3510353R1	2005836C1	1919A	C	N/A	2006504C1	
MQ3BE(+)	18	DKBL	TXL	3510353R1	2006789C1	1660	E	N/A	2006792C1	
MQ3BE(-)	18	GY	TXL	3510311R1	2005836C1	1919A	D	N/A	2006504C1	
MQ3BE(-)	18	GY	TXL	3510311R1	2006789C1	1661	E	N/A	2006792C1	
MQ86-GD1	18	WH	TXL	3510359R1	2005836C1	1916A	E	N/A	2006504C1	
MQ86-GD1	18	WH	TXL	3510359R1		KS1	-	2644000R1		

Circuit Number	Gauge	Color	Insulation	Terminal Splice	Connector Body	Connector		Seal / Sleeve	Lock 1	Lock 2
				Number	Part Numbers	Number	Cavity			
MQ86-GD2	18	WH	TXL	3510359R1	1661259C1	1917	B	N/A	1661263C1	
MQ86-GD2	18	WH	TXL	3510359R1		KS1	-	2644000R1		
MQ86-GD3	18	WH	TXL	3510359R1	2005836C1	1919A	E	N/A	2006504C1	
MQ86-GD3	18	WH	TXL	3510359R1		KS1	-	2644000R1		
MQ86H	18	LTGN	TXL	3510299R1	2005836C1	1916A	A	N/A	2006504C1	
MQ86H	18	LTGN	TXL	3510299R1	3597143C1	1300	13	N/A		
MQ86HA	18	LTGN	TXL	3510299R1	2005836C1	1916A	C	N/A	2006504C1	
MQ86HA	18	LTGN	TXL	3510299R1	2005836C1	1919A	F	N/A	2006504C1	
MQ86HB	18	LTGN	TXL	3510299R1	1667305C1	3205M	C	N/A	1661263C1	
MQ86HB	18	LTGN	TXL	3510299R1	2005836C1	1916A	F	N/A	2006504C1	
MQ86J	18	LTGN	TXL	3510299R1	2005836C1	1916A	B	N/A	2006504C1	
MQ86J	18	LTGN	TXL	3510299R1	3597143C1	1300	14	N/A		
MQ86JA	18	LTGN	TXL	3510299R1	2005836C1	1916A	D	N/A	2006504C1	
MQ86JA	18	LTGN	TXL	3510299R1	2005836C1	1919A	G	N/A	2006504C1	
MQ86JB	18	LTGN	TXL	3510299R1	1667305C1	3205M	D	N/A	1661263C1	
MQ86JB	18	LTGN	TXL	3510299R1	2005836C1	1916A	G	N/A	2006504C1	
MQ86K	18	LTGN	TXL	3510299R1	1667305C1	3206M	C	N/A	1661263C1	
MQ86K	18	LTGN	TXL	3510299R1	3597143C1	1300	11	N/A		
MQ86L	18	LTGN	TXL	3510299R1	1667305C1	3206M	D	N/A	1661263C1	
MQ86L	18	LTGN	TXL	3510299R1	3597143C1	1300	12	N/A		
MQ86RCD	18	LTGN	TXL	3510299R1	2005836C1	1919A	A	N/A	2006504C1	
MQ86RCD	18	LTGN	TXL	3510299R1	1661259C1	1917	A	N/A	1661263C1	
MQ98F	20	TN	TXL	3510328R1	3710061C1	1500A	B4	N/A	3539892C1	3539893C1
MQ98F	20	TN	TXL	3510328R1	3768015C1	1018	40	N/A	3768016C1	
MR5BF(+)	18	YL	TXL	3572112R1	3601838C1	1025	H	N/A	3601839C1	
MR5BF(+)	18	YL	TXL	3572112R1	1667741C1	1937N	A	N/A	1667771C1	
MR5BF(-)	18	GN	TXL	3572112R1	3601838C1	1025	E	N/A	3601839C1	
MR5BF(-)	18	GN	TXL	3572112R1	1667741C1	1937N	C	N/A	1667771C1	
NA11-GKF	20	WH	TXL	3510358R1	4063041C1	1020	4	N/A	2037987C1	
NA11-GKF	20	WH	TXL	3510358R1	3613769C1	1027	2	N/A		
NA28D	20	TN	TXL	3510328R1	3710061C1	1607	A9	N/A	3539892C1	3539893C1
NA28D	20	TN	TXL	3510328R1	4063041C1	1020	1	N/A	2037987C1	

Circuit Number	Gauge	Color	Insulation	Terminal Splice	Connector Body	Connector		Seal / Sleeve	Lock 1	Lock 2
				Number	Part Numbers	Number	Cavity			
NA62F	20	DKBL	TXL	3510352R1	4063041C1	1020	3	N/A	2037987C1	
NA62F	20	DKBL	TXL	3510352R1	3613769C1	1021	12	N/A		
NA9CDC	20	GY	TXL	3510310R1	2007315C1	1620	B	N/A	2007316C1	
NA9CDC	20	GY	TXL	3510310R1	4063041C1	1020	2	N/A	2037987C1	
NC12B	20	LTBL	TXL	3510340R1	3833917C1	2224	3	N/A		
NC12B	20	LTBL	TXL	3510340R1	3768015C1	1017	32	N/A	3768016C1	
ND10AA	20	WH	TXL	3510358R1	3833917C1	2224	2	N/A		
ND10AA	20	WH	TXL	3510358R1		JS1	-	2644000R1		
ND10AB	20	WH	TXL	3510358R1	3833917C1	2224	5	N/A		
ND10AB	20	WH	TXL	3510358R1		JS1	-	2644000R1		
ND10AC	20	WH	TXL	3510358R1		JS1	-	2644000R1		
ND10AC	20	WH	TXL	3510358R1	3834322C1	2225	10	N/A		
ND10AD	20	LTGN	TXL	3510298R1		JS1	-	2644000R1		
ND10AD	20	LTGN	TXL	3510298R1	3834322C1	2225	15	N/A		
ND11-GAL	16	WH	TXL	3510360R1		JS1	-	2644000R1		
ND11-GAL	16	WH	TXL	3510360R1		BS8	-	N/A		
ND9A	20	WH	TXL	3510358R1	2007315C1	1620	H	N/A	2007316C1	
ND9A	20	WH	TXL	3510358R1	3834322C1	2225	1	N/A		
NE14A	20	PK	TXL	3510322R1	3833917C1	2224	1	N/A		
NE14A	20	PK	TXL	3510322R1	3768015C1	1017	13	N/A	3768016C1	
NE86AA	20	LTGN	TXL	3510298R1	3834322C1	2225	11	N/A		
NE86AA	20	LTGN	TXL	3510298R1	3600061C1	1301	7	N/A		
NE86AB	20	LTGN	TXL	3510298R1	3834322C1	2225	12	N/A		
NE86AB	20	LTGN	TXL	3510298R1	3600061C1	1301	10	N/A		
NE86AC	20	LTGN	TXL	3510298R1	3834322C1	2225	13	N/A		
NE86AC	20	LTGN	TXL	3510298R1	3600061C1	1301	9	N/A		
NE86AD	20	LTGN	TXL	3510298R1	3834322C1	2225	14	N/A		
NE86AD	20	LTGN	TXL	3510298R1	3600061C1	1301	11	N/A		
NG5L(+)	20	YL	193	3858761R1	3834322C1	2225	8	N/A		
NG5L(+)	20	YL	193	3858761R1	3601838C1	1026	H	N/A	3601839C1	
NG5L(-)	20	GN	193	3858761R1	3834322C1	2225	16	N/A		
NG5L(-)	20	GN	193	3858761R1	3601838C1	1026	E	N/A	3601839C1	

Circuit Number	Gauge	Color	Insulation	Terminal Splice	Connector Body	Connector		Seal / Sleeve	Lock 1	Lock 2
				Number	Part Numbers	Number	Cavity			
NJ31	18	TN	TXL	3510329R1	3595624C1	1703F	61	SWS_N_REQ		
NJ31	18	TN	TXL	3510329R1	3595621C1	1702	13	N/A	3598918C1	3598919C1
NJ31J	18	TN	TXL	3510329R1	3598706C1	1600	B7	N/A	1618846C1	1618847C1
NJ31J	18	TN	TXL	3510329R1	3595625C1	1703M	61	N/A		
NK40	18	GY	GXL	2643673R1	3598706C1	1600	B2	N/A	1618846C1	1618847C1
NK40	18	GY	GXL	2643673R1	3553649C1	1800	C12	N/A	3553650C1	
NK40A	18	GY	GXL	2643673R1	3598706C1	1600	B3	N/A	1618846C1	1618847C1
NK40A	18	GY	GXL	2643673R1	3553649C1	1800	B2	N/A	3553650C1	
NK40BB	18	GY	TXL	3510311R1	3598706C1	1600	B14	N/A	1618846C1	1618847C1
NK40BB	18	GY	TXL	3510311R1	3553649C1	1800	C2	N/A	3553650C1	
NK6	18	GY	GXL	2643673R1	3598705C1	1602	E4	N/A	1618846C1	1618847C1
NK6	18	GY	GXL	2643673R1	3553649C1	1800	B3	N/A	3553650C1	
NL40	18	GY	GXL	2643673R1	3598706C1	1600	B2	N/A	1618846C1	1618847C1
NL40	18	GY	GXL	2643673R1	3595625C1	1700	29	N/A		
NL6A	18	GY	GXL	2643673R1	3598705C1	1602	E8	N/A	1618846C1	1618847C1
NL6A	18	GY	GXL	2643673R1	3595625C1	1700	28	N/A		
NL9ZB	18	GY	TXL	3510311R1	2007315C1	1620	K	N/A	2007316C1	
NL9ZB	18	GY	TXL	3510311R1	3595625C1	1700	27	N/A		
NM32A	18	TN	GXL	2643676R1	3598706C1	1600	B11	N/A	1618846C1	1618847C1
NM32A	18	TN	GXL	2643676R1	3595623C1	1701	44	N/A		
NN32B	18	TN	TXL	3510329R1	3598706C1	1600	B10	N/A	1618846C1	1618847C1
NN32B	18	TN	TXL	3510329R1	3595623C1	1701	43	N/A		
NP11-GA	18	WH	TXL	3510359R1	3613769C1	1022	12	N/A		
NP11-GA	18	WH	TXL	3510359R1		DS49	-	2644000R1		
NP11-GC	18	WH	TXL	3510359R1	3704182C1	1950	6	N/A		
NP11-GC	18	WH	TXL	3510359R1		DS49	-	2644000R1		
NP11-GD	18	WH	TXL	3510359R1	3704144C1	1928	4	N/A		
NP11-GD	18	WH	TXL	3510359R1		DS49	-	2644000R1		
NP13DCB	18	PK	TXL	3510323R1	3704182C1	1950	4	N/A		
NP13DCB	18	PK	TXL	3510323R1		DS48	-	2644000R1		
NP13DCG	18	PK	TXL	3510323R1	3768015C1	1018	31	N/A	3768016C1	
NP13DCG	18	PK	TXL	3510323R1		DS48	-	2644000R1		

Circuit Number	Gauge	Color	Insulation	Terminal Splice	Connector Body	Connector		Seal / Sleeve	Lock 1	Lock 2
				Number	Part Numbers	Number	Cavity			
NP13DCH	18	PK	TXL	3510323R1	3704144C1	1928	1	N/A		
NP13DCH	18	PK	TXL	3510323R1		DS48	-	2644000R1		
NP14DCA	18	RD	TXL	3510365R1	3704182C1	1950	2	N/A		
NP14DCA	18	RD	TXL	3510365R1		DS47	-	2644000R1		
NP14DCE	18	RD	GXL	2643759R1	3768015C1	1017	5	N/A	3768016C1	
NP14DCE	18	RD	GXL	2643759R1		DS47	-	2644000R1		
NP14DCF	18	RD	TXL	3510365R1	3704144C1	1928	3	N/A		
NP14DCF	18	RD	TXL	3510365R1		DS47	-	2644000R1		
NP5DZ(+)	18	YL	TXL	3572112R1	3704182C1	1950	8	N/A		
NP5DZ(+)	18	YL	TXL	3572112R1	3601838C1	1026	L	N/A	3601839C1	
NP5DZ(-)	18	GN	TXL	3572112R1	3704182C1	1950	9	N/A		
NP5DZ(-)	18	GN	TXL	3572112R1	3601838C1	1026	B	N/A	3601839C1	
NP91	20	-	TXL	3510292R1	3704182C1	1950	16	N/A		
NP91	20	-	TXL	3510292R1	3704144C1	1928	2	N/A		
NZ22-GAN	16	WH	TXL	3510360R1	3595625C1	1700	26	N/A		
NZ22-GAN	16	WH	TXL	3510360R1	3613769C1	1023	8	N/A		
NZ22AA	16	PK	TXL	3510324R1	3768015C1	1018	37	N/A	3768016C1	
NZ22AA	16	PK	TXL	3510324R1	3595625C1	1700	17	N/A		
PA47T	18	GY	TXL	3510311R1	3595624C1	1703F	31	SWS_N_REQ		
PA47T	18	GY	TXL	3510311R1	3595621C1	1702	38	N/A	3598918C1	3598919C1
PA47TA	16	GY	GXL	2643680R1	BLUNT_SL_V	1945	A	N/A		
PA47TA	16	GY	GXL	2643680R1	3595625C1	1703M	31	N/A		
PB97DF	18	VT	TXL	3510347R1	3768015C1	1017	37	N/A	3768016C1	
PB97DF	18	VT	TXL	3510347R1	3595625C1	1703M	31	N/A		
PB97DG	18	VT	TXL	3510347R1	3595624C1	1703F	31	SWS_N_REQ		
PB97DG	18	VT	TXL	3510347R1	3595621C1	1702	38	N/A	3598918C1	3598919C1
PC92-GAJ	18	WH	TXL	3510359R1		DS64	-	2644000R1		
PC92-GAJ	18	WH	TXL	3510359R1	3768010C1	1012	R3 -	5 N/A	3768011C1	
PC92-GN1	18	WH	GXL	2643674R1	593385C1	1873C	R1-85	N/A	593387C1	
PC92-GN1	18	WH	GXL	2643674R1		DS64	-	2644000R1		
PC92-GN2	18	WH	TXL	3510359R1	3613769C1	1023	11	N/A		
PC92-GN2	18	WH	TXL	3510359R1		DS64	-	2644000R1		

Circuit Number	Gauge	Color	Insulation	Terminal Splice	Connector Body	Connector		Seal / Sleeve	Lock 1	Lock 2
				Number	Part Numbers	Number	Cavity			
PC92A1	18	TN	TXL	3510329R1	3595625C1	1703M	11	N/A		
PC92A1	18	TN	TXL	3510329R1	3768010C1	1012	R3 -	7 N/A	3768011C1	
PC92A18	16	TN	GXL	2643683R1	3768010C1	1012	R3 -	0 N/A	3768011C1	
PC92A18	16	TN	GXL	2643683R1	3595625C1	1703M	14	N/A		
PC92A18A	16	TN	GXL	2643683R1	3595621C1	1702	34	N/A	3598918C1	3598919C1
PC92A18A	16	TN	GXL	2643683R1	3595624C1	1703F	14	SWS_N_REQ		
PC92A2	18	TN	TXL	3510329R1	3595624C1	1703F	11	SWS_N_REQ		
PC92A2	18	TN	TXL	3510329R1	3595621C1	1702	27	N/A	3598918C1	3598919C1
PC92A20	16	TN	GXL	2643683R1	593385C1	1873C	R1-30	N/A	593387C1	
PC92A20	16	TN	GXL	2643683R1	3595625C1	1703M	15	N/A		
PC92A20A	16	TN	GXL	2643683R1	3595621C1	1702	1	N/A	3598918C1	3598919C1
PC92A20A	16	TN	GXL	2643683R1	3595624C1	1703F	15	SWS_N_REQ		
PC92A3	18	TN	GXL	2643676R1	3595625C1	1703M	43	N/A		
PC92A3	18	TN	GXL	2643676R1	593385C1	1873C	R1-87	N/A	593387C1	
PC92A3A	18	TN	GXL	2643676R1	3595621C1	1702	26	N/A	3598918C1	3598919C1
PC92A3A	18	TN	GXL	2643676R1	3595624C1	1703F	43	SWS_N_REQ		
PC92DN	18	TN	GXL	2643676R1		DS65	-	2644000R1		
PC92DN	18	TN	GXL	2643676R1	3768010C1	1012	R3 -	6 N/A	3768011C1	
PC92DN1	18	TN	GXL	2643676R1		DS65	-	2644000R1		
PC92DN1	18	TN	GXL	2643676R1	593385C1	1873C	R1-86	N/A	593387C1	
PC92DN2	18	TN	GXL	2643676R1	3595624C1	1703F	58	SWS_N_REQ		
PC92DN2	18	TN	GXL	2643676R1	3595621C1	1702	25	N/A	3598918C1	3598919C1
PC92DN3	18	TN	GXL	2643676R1		DS65	-	2644000R1		
PC92DN3	18	TN	GXL	2643676R1	3595625C1	1703M	58	N/A		
QA11-GAD	18	WH	TXL	3510359R1	3928059C1	1107	11	N/A		
QA11-GAD	18	WH	TXL	3510359R1		DS70	-	2644000R1		
QA11-GAM	18	WH	TXL	3510359R1		BS8	-	N/A		
QA11-GAM	18	WH	TXL	3510359R1		DS70	-	2644000R1		
QA11-GCH	18	WH	TXL	3510359R1	3768010C1	1013	R5 -	7A N/A	3768011C1	
QA11-GCH	18	WH	TXL	3510359R1	A	DS70	-	2644000		
QA11-GCJ	18	WH	TXL	3510359R1	3768010C1	1013	R6 -	7A N/A	3768011C1	
QA11-GCJ	18	WH	TXL	3510359R1	A	DS70	-	2644000		

Circuit Number	Gauge	Color	Insulation	Terminal Splice	Connector Body	Connector		Seal / Sleeve	Lock 1	Lock 2
				Number	Part Numbers	Number	Cavity			
QA11-GM	18	WH	TXL	3510359R1	3768010C1	1013	R2 -	6 N/A	3768011C1	
QA11-GM	18	WH	TXL	3510359R1	A	DS70	-	2644000R		
QA13A	18	PK	TXL	3510323R1	3768015C1	1018	32	N/A	3768016C1	
QA13A	18	PK	TXL	3510323R1		DS2	-	2644000R1		
QA13B	18	PK	TXL	3510323R1	3768010C1	1013	R2 -	0 N/A	3768011C1	
QA13B	18	PK	TXL	3510323R1	A	DS2	-	2644000R		
QA13C	18	PK	TXL	3510323R1	3768010C1	1013	R5 -	7 N/A	3768011C1	
QA13C	18	PK	TXL	3510323R1	A	DS2	-	2644000R		
QA13DA	18	PK	TXL	3510323R1	3768010C1	1013	R6 -	7 N/A	3768011C1	
QA13DA	18	PK	TXL	3510323R1	A	DS2	-	2644000R		
QA13DB	18	PK	TXL	3510323R1	3928059C1	1107	10	N/A		
QA13DB	18	PK	TXL	3510323R1		DS2	-	2644000R1		
QA23-G	18	WH	TXL	3510359R1	3595625C1	1703M	3	N/A		
QA23-G	18	WH	TXL	3510359R1		DS70	-	2644000R1		
QA23-GT	18	WH	TXL	3510359R1	3710061C1	1500A	B7	N/A	3539892C1	3539893C1
QA23-GT	18	WH	TXL	3510359R1		DS70	-	2644000R1		
QA23A	18	TN	TXL	3510329R1	3710061C1	1500A	B6	N/A	3539892C1	3539893C1
QA23A	18	TN	TXL	3510329R1	2206665C1	9916	2	N/A		
QA23BA	18	TN	TXL	3510329R1	3595625C1	1703M	4	N/A		
QA23BA	18	TN	TXL	3510329R1		DS3	-	2644000R1		
QA23BC	18	TN	TXL	3510329R1	3768010C1	1013	R5 -	0 N/A	3768011C1	
QA23BC	18	TN	TXL	3510329R1	B	DS3	-	2644000R		
QA23BD	18	TN	TXL	3510329R1	2206665C1	9916	3	N/A		
QA23BD	18	TN	TXL	3510329R1		DS3	-	2644000R1		
QA23BE	18	TN	TXL	3510329R1	3522251C1	4120	B	3568570C1	3522253C1	
QA23BE	18	TN	TXL	3510329R1	3595624C1	1703F	4	SWS_N_REQ		
QA23CA	18	TN	TXL	3510329R1	3595625C1	1703M	5	N/A		
QA23CA	18	TN	TXL	3510329R1	3768010C1	1013	R5 -	6 N/A	3768011C1	
QA23CB	18	TN	TXL	3510329R1	3522251C1	4120	C	3568570C1	3522253C1	
QA23CB	18	TN	TXL	3510329R1	3595624C1	1703F	5	SWS_N_REQ		
QA23DA	18	TN	TXL	3510329R1	3768010C1	1013	R2 -	7 N/A	3768011C1	
QA23DA	18	TN	TXL	3510329R1	3768010C1	1013	R5 -	85 N/A	3768011C1	

Circuit Number	Gauge	Color	Insulation	Terminal Splice	Connector Body	Connector		Seal / Sleeve	Lock 1	Lock 2
				Number	Part Numbers	Number	Cavity			
QA23DB	18	TN	TXL	3510329R1	3768010C1	1013	R6 -	0 N/A	3768011C1	
QA23DB	18	TN	TXL	3510329R1	B	LS2	-	2644000R		
QA23DC	18	TN	TXL	3510329R1	2206665C1	9916	1	N/A		
QA23DC	18	TN	TXL	3510329R1		LS2	-	2644000R1		
QA23DD	18	PK	TXL	3510323R1	3595625C1	1703M	6	N/A		
QA23DD	18	PK	TXL	3510323R1		LS2	-	2644000R1		
QA23DE	18	PK	TXL	3510323R1	3522251C1	4120	D	3568570C1	3522253C1	
QA23DE	18	PK	TXL	3510323R1	3595624C1	1703F	6	SWS_N_REQ		
QA23EA	18	TN	TXL	3510329R1	3595625C1	1703M	7	N/A		
QA23EA	18	TN	TXL	3510329R1		DS1	-	2644000R1		
QA23EB	18	TN	TXL	3510329R1	3768010C1	1013	R6 -	6 N/A	3768011C1	
QA23EB	18	TN	TXL	3510329R1	A	DS1	-	2644000R		
QA23EC	18	TN	TXL	3510329R1	3928059C1	1107	9	N/A		
QA23EC	18	TN	TXL	3510329R1		DS1	-	2644000R1		
QA23ED	18	TN	TXL	3510329R1	3522251C1	4120	A	3568570C1	3522253C1	
QA23ED	18	TN	TXL	3510329R1	3595624C1	1703F	3	SWS_N_REQ		
QA23EF	18	TN	TXL	3510329R1	3522251C1	4120	E	3568570C1	3522253C1	
QA23EF	18	TN	TXL	3510329R1	3595624C1	1703F	7	SWS_N_REQ		
QA23F	18	TN	TXL	3510329R1	3598711C1	1603	J	N/A	3573833C1	
QA23F	18	TN	TXL	3510329R1	3768010C1	1013	R2 -	5 N/A	3768011C1	
QA23H	18	TN	TXL	3510329R1	3768010C1	1013	R2 -	7A N/A	3768011C1	
QA23H	18	TN	TXL	3510329R1	3768010C	1013	R6	85 N/A		
QA62K	18	DKBL	TXL	3510353R1	3928059C1	1107	12	N/A		
QA62K	18	DKBL	TXL	3510353R1	3613769C1	1021	13	N/A		
QA9Z	18	GY	TXL	3510311R1	2007315C1	1620	E	N/A	2007316C1	
QA9Z	18	GY	TXL	3510311R1	3928059C1	1107	1	N/A		
QA9ZC	18	GY	TXL	3510311R1	3598705C1	1602	F13	N/A	1618846C1	1618847C1
QA9ZC	18	GY	TXL	3510311R1	3928059C1	1107	2	N/A		
QC105	18	LTGN	TXL	3510299R1	3768015C1	1018	30	N/A	3768016C1	
QC105	18	LTGN	TXL	3510299R1	587567C91	1918	B	N/A		
QC105-GAP	18	WH	TXL	3510359R1		BS8	-	N/A		
QC105-GAP	18	WH	TXL	3510359R1	587567C91	1918	A	N/A		

Circuit Number	Gauge	Color	Insulation	Terminal Splice	Connector Body	Connector		Seal / Sleeve	Lock 1	Lock 2
				Number	Part Numbers	Number	Cavity			
QD105-GA	16	WH	TXL	3510360R1	587567C91	1935	A	N/A		
QD105-GA	16	WH	TXL	3510360R1		AS3	-	2644000R1		
QD105-GB	16	WH	TXL	3510360R1	587567C91	1918	A	N/A		
QD105-GB	16	WH	TXL	3510360R1		AS3	-	2644000R1		
QD105-GCP	16	WH	TXL	3510360R1	3613769C1	1022	13	N/A		
QD105-GCP	16	WH	TXL	3510360R1		AS3	-	2644000R1		
QD105A	16	LTGN	TXL	3510300R1	587567C91	1935	B	N/A		
QD105A	16	LTGN	TXL	3510300R1		AS7	-	2644000R1		
QD105B	16	LTGN	TXL	3510300R1	587567C91	1918	B	N/A		
QD105B	16	LTGN	TXL	3510300R1		AS7	-	2644000R1		
QD105C	16	LTGN	TXL	3510300R1	3768015C1	1018	30	N/A	3768016C1	
QD105C	16	LTGN	TXL	3510300R1		AS7	-	2644000R1		
QE11-GCN	12	WH	TXL	3510362R1		BS8	-	N/A		
QE11-GCN	12	WH	TXL	3510362R1		AS28	-	2644000R1		
QE11-GP	12	WH	TXL	3510362R1	587567C91	1918	B	N/A		
QE11-GP	12	WH	TXL	3510362R1		AS28	-	2644000R1		
QE11-GR	12	WH	TXL	3510362R1	587567C91	1935	B	N/A		
QE11-GR	12	WH	TXL	3510362R1		AS28	-	2644000R1		
QE14A	12	RD	TXL	3510368R1	3768015C1	1017	6	N/A	3768016C1	
QE14A	12	RD	TXL	3510368R1		AS27	-	2644000R1		
QE14B	12	RD	TXL	3510368R1	587567C91	1918	A	N/A		
QE14B	12	RD	TXL	3510368R1		AS27	-	2644000R1		
QE14C	12	RD	TXL	3510368R1	587567C91	1935	A	N/A		
QE14C	12	RD	TXL	3510368R1		AS27	-	2644000R1		
QF11-GCN	12	WH	TXL	3510362R1		BS8	-	N/A		
QF11-GCN	12	WH	TXL	3510362R1	587567C91	1918	B	N/A		
QF14A	12	RD	TXL	3510368R1	3768015C1	1017	6	N/A	3768016C1	
QF14A	12	RD	TXL	3510368R1	587567C91	1918	A	N/A		
QG11-GC	18	WH	TXL	3510359R1	1661260C1	3000	B	N/A	1661264C1	
QG11-GC	18	WH	TXL	3510359R1	3586750C1	8999	3	N/A	3553460C1	
QG11-GCA	18	WH	TXL	3510359R1	1661260C1	3000	A	N/A	1661264C1	
QG11-GCA	18	WH	TXL	3510359R1	3613769C1	8995	5	N/A		

Circuit Number	Gauge	Color	Insulation	Terminal Splice	Connector Body	Connector		Seal / Sleeve	Lock 1	Lock 2
				Number	Part Numbers	Number	Cavity			
QG11-GJ	18	WH	TXL	3510359R1	1661259C1	3002	B	N/A	1661263C1	
QG11-GJ	18	WH	TXL	3510359R1	3586750C1	8999	10	N/A	3553460C1	
QG11-GJA	18	WH	TXL	3510359R1	1661259C1	3002	A	N/A	1661263C1	
QG11-GJA	18	WH	TXL	3510359R1	3613769C1	8995	11	N/A		
QH11-GD	18	WH	TXL	3510359R1	3586750C1	8999	4	N/A	3553460C1	
QH11-GD	18	WH	TXL	3510359R1	2018590C1	8997	2	N/A		
QH11-GDA	18	WH	TXL	3510359R1	3613769C1	8995	6	N/A		
QH11-GDA	18	WH	TXL	3510359R1	2018590C1	8997	1	N/A		
QH11-GE	18	WH	TXL	3510359R1	3586750C1	8999	5	N/A	3553460C1	
QH11-GE	18	WH	TXL	3510359R1	2018590C1	8997	6	N/A		
QH11-GEA	18	WH	TXL	3510359R1	3613769C1	8995	7	N/A		
QH11-GEA	18	WH	TXL	3510359R1	2018590C1	8997	5	N/A		
QH11-GK	18	WH	TXL	3510359R1	3586750C1	8999	9	N/A	3553460C1	
QH11-GK	18	WH	TXL	3510359R1	2018590C1	8997	4	N/A		
QH11-GKA	18	WH	TXL	3510359R1	3613769C1	8995	12	N/A		
QH11-GKA	18	WH	TXL	3510359R1	2018590C1	8997	3	N/A		
QH11-GL	18	WH	TXL	3510359R1	3586750C1	8999	8	N/A	3553460C1	
QH11-GL	18	WH	TXL	3510359R1	2018590C1	8997	8	N/A		
QH11-GLA	18	WH	TXL	3510359R1	3613769C1	8995	13	N/A		
QH11-GLA	18	WH	TXL	3510359R1	2018590C1	8997	7	N/A		
QI79A	18	GY	TXL	3510311R1	1661260C1	1112	A	N/A	1661264C1	
QI79A	18	GY	TXL	3510311R1	3598706C1	1600	A2	N/A	1618846C1	1618847C1
QI9BB	18	GY	TXL	3510311R1	1661260C1	1112	B	N/A	1661264C1	
QI9BB	18	GY	TXL	3510311R1	2007315C1	1620	J	N/A	2007316C1	
QJ11-GF	18	WH	TXL	3510359R1	3586750C1	8999	6	N/A	3553460C1	
QJ11-GF	18	WH	TXL	3510359R1	2018590C1	8997	10	N/A		
QJ11-GFA	18	WH	TXL	3510359R1	3613769C1	8995	8	N/A		
QJ11-GFA	18	WH	TXL	3510359R1	2018590C1	8997	9	N/A		
QJ11-GM	18	WH	TXL	3510359R1	3586750C1	8999	7	N/A	3553460C1	
QJ11-GM	18	WH	TXL	3510359R1	2018590C1	8997	12	N/A		
QJ11-GMA	18	WH	TXL	3510359R1	3613769C1	8995	14	N/A		
QJ11-GMA	18	WH	TXL	3510359R1	2018590C1	8997	11	N/A		

Circuit Number	Gauge	Color	Insulation	Terminal Splice	Connector Body	Connector		Seal / Sleeve	Lock 1	Lock 2
				Number	Part Numbers	Number	Cavity			
QK11-GA	18	WH	TXL	3510359R1	1661260C1	2997	B	N/A	1661264C1	
QK11-GA	18	WH	TXL	3510359R1	3586750C1	8882	1	N/A	3553460C1	
QK11-GAA	18	WH	TXL	3510359R1	1661260C1	2997	A	N/A	1661264C1	
QK11-GAA	18	WH	TXL	3510359R1	3613769C1	8995	3	N/A		
QK11-GAN	14	WH	GXL	2643689R1		BS8	-	N/A		
QK11-GAN	14	WH	GXL	2643689R1	3613769C1	8995	1	N/A		
QK11-GB	18	WH	TXL	3510359R1	1661260C1	2999	B	N/A	1661264C1	
QK11-GB	18	WH	TXL	3510359R1	3586750C1	8882	2	N/A	3553460C1	
QK11-GBA	18	WH	TXL	3510359R1	1661260C1	2999	A	N/A	1661264C1	
QK11-GBA	18	WH	TXL	3510359R1	3613769C1	8995	4	N/A		
QK11-GG	18	WH	TXL	3510359R1	1661259C1	2996	B	N/A	1661263C1	
QK11-GG	18	WH	TXL	3510359R1	3586750C1	8882	12	N/A	3553460C1	
QK11-GGA	18	WH	TXL	3510359R1	1661259C1	2996	A	N/A	1661263C1	
QK11-GGA	18	WH	TXL	3510359R1	3613769C1	8995	9	N/A		
QK11-GH	18	WH	TXL	3510359R1	1661259C1	2998	B	N/A	1661263C1	
QK11-GH	18	WH	TXL	3510359R1	3586750C1	8882	11	N/A	3553460C1	
QK11-GHA	18	WH	TXL	3510359R1	1661259C1	2998	A	N/A	1661263C1	
QK11-GHA	18	WH	TXL	3510359R1	3613769C1	8995	10	N/A		
QL11-A	18	WH	TXL	3510359R1	3613769C1	8995	2	N/A		
QL11-A	18	WH	TXL	3510359R1		BS27	-	2644000R1		
QL11-AA	18	WH	TXL	3510359R1	1661200C1	8883	C	N/A		
QL11-AA	18	WH	TXL	3510359R1		BS27	-	2644000R1		
QL11-AB	18	WH	TXL	3510359R1	3553404C1	8881	12	N/A	3553460C1	
QL11-AB	18	WH	TXL	3510359R1		BS27	-	2644000R1		
QL13A	18	RD	TXL	3510365R1	3768015C1	1018	30	N/A	3768016C1	
QL13A	18	RD	TXL	3510365R1		DS45	-	2644000R1		
QL13AA	18	RD	TXL	3510365R1	3553404C1	8881	10	N/A	3553460C1	
QL13AA	18	RD	TXL	3510365R1		DS45	-	2644000R1		
QL13RB	18	RD	TXL	3510365R1	1661200C1	8883	D	N/A		
QL13RB	18	RD	TXL	3510365R1		DS45	-	2644000R1		
QL5(+)	18	YL	TXL	3572112R1	3601838C1	1028	H	N/A	3601839C1	
QL5(+)	18	YL	TXL	3572112R1	3553404C1	8881	8	N/A	3553460C1	

Circuit Number	Gauge	Color	Insulation	Terminal Splice	Connector Body	Connector		Seal / Sleeve	Lock 1	Lock 2
				Number	Part Numbers	Number	Cavity			
QL5(-)	18	GN	TXL	3572112R1	3601838C1	1028	E	N/A	3601839C1	
QL5(-)	18	GN	TXL	3572112R1	3553404C1	8881	5	N/A	3553460C1	
QL5A	18	GN	TXL	3572112R1	3553404C1	8881	6	N/A	3553460C1	
QL5A	18	GN	TXL	3572112R1	1661200C1	8883	A	N/A		
QL5B	18	YL	TXL	3572112R1	3553404C1	8881	7	N/A	3553460C1	
QL5B	18	YL	TXL	3572112R1	1661200C1	8883	B	N/A		
QM11-GC	18	WH	TXL	3510359R1	1661260C1	3000	B	N/A	1661264C1	
QM11-GC	18	WH	TXL	3510359R1	3586750C1	8882	6	N/A	3553460C1	
QM11-GCA	18	WH	TXL	3510359R1	1661260C1	3000	A	N/A	1661264C1	
QM11-GCA	18	WH	TXL	3510359R1	3613769C1	8995	5	N/A		
QM11-GJ	18	WH	TXL	3510359R1	1661259C1	3002	B	N/A	1661263C1	
QM11-GJ	18	WH	TXL	3510359R1	3586750C1	8882	7	N/A	3553460C1	
QM11-GJA	18	WH	TXL	3510359R1	1661259C1	3002	A	N/A	1661263C1	
QM11-GJA	18	WH	TXL	3510359R1	3613769C1	8995	11	N/A		
QN11-GD	18	WH	TXL	3510359R1	3586750C1	8882	3	N/A	3553460C1	
QN11-GD	18	WH	TXL	3510359R1	2018590C1	8997	2	N/A		
QN11-GDA	18	WH	TXL	3510359R1	3613769C1	8995	6	N/A		
QN11-GDA	18	WH	TXL	3510359R1	2018590C1	8997	1	N/A		
QN11-GK	18	WH	TXL	3510359R1	3586750C1	8882	10	N/A	3553460C1	
QN11-GK	18	WH	TXL	3510359R1	2018590C1	8997	4	N/A		
QN11-GKA	18	WH	TXL	3510359R1	3613769C1	8995	12	N/A		
QN11-GKA	18	WH	TXL	3510359R1	2018590C1	8997	3	N/A		
QN11-GLA	18	WH	TXL	3510359R1	3613769C1	8995	13	N/A		
QN11-GLA	18	WH	TXL	3510359R1	2018590C1	8997	7	N/A		
QP11-GF	18	WH	TXL	3510359R1	3586750C1	8882	4	N/A	3553460C1	
QP11-GF	18	WH	TXL	3510359R1	2018590C1	8997	10	N/A		
QP11-GFA	18	WH	TXL	3510359R1	3613769C1	8995	8	N/A		
QP11-GFA	18	WH	TXL	3510359R1	2018590C1	8997	9	N/A		
QP11-GM	18	WH	TXL	3510359R1	3586750C1	8882	9	N/A	3553460C1	
QP11-GM	18	WH	TXL	3510359R1	2018590C1	8997	12	N/A		
QP11-GMA	18	WH	TXL	3510359R1	3613769C1	8995	14	N/A		
QP11-GMA	18	WH	TXL	3510359R1	2018590C1	8997	11	N/A		

Circuit Number	Gauge	Color	Insulation	Terminal Splice	Connector Body	Connector		Seal / Sleeve	Lock 1	Lock 2
				Number	Part Numbers	Number	Cavity			
QQ11-GE	18	WH	TXL	3510359R1	3586750C1	8882	5	N/A	3553460C1	
QQ11-GE	18	WH	TXL	3510359R1	2018590C1	8997	6	N/A		
QQ11-GEA	18	WH	TXL	3510359R1	3613769C1	8995	7	N/A		
QQ11-GEA	18	WH	TXL	3510359R1	2018590C1	8997	5	N/A		
QQ11-GL	18	WH	TXL	3510359R1	3586750C1	8882	8	N/A	3553460C1	
QQ11-GL	18	WH	TXL	3510359R1	2018590C1	8997	8	N/A		
QR11-G	18	WH	TXL	3510359R1	3613769C1	8995	2	N/A		
QR11-G	18	WH	TXL	3510359R1	3553404C1	8881	12	N/A	3553460C1	
QR13AA	18	RD	TXL	3510365R1	3553404C1	8881	10	N/A	3553460C1	
QR13AA	18	RD	TXL	3510365R1	3768015C1	1018	30	N/A	3768016C1	
QR5(+)	18	YL	TXL	3572112R1	3601838C1	1028	H	N/A	3601839C1	
QR5(+)	18	YL	TXL	3572112R1	3553404C1	8881	8	N/A	3553460C1	
QR5(-)	18	GN	TXL	3572112R1	3601838C1	1028	E	N/A	3601839C1	
QR5(-)	18	GN	TXL	3572112R1	3553404C1	8881	5	N/A	3553460C1	
QS11-G	18	WH	TXL	3510359R1	3613769C1	8995	2	N/A		
QS11-G	18	WH	TXL	3510359R1	3553404C1	8998	12	N/A	3553460C1	
QS11-GA	18	WH	TXL	3510359R1	1661260C1	2997	B	N/A	1661264C1	
QS11-GA	18	WH	TXL	3510359R1	3586750C1	8999	1	N/A	3553460C1	
QS11-GAA	18	WH	TXL	3510359R1	1661260C1	2997	A	N/A	1661264C1	
QS11-GAA	18	WH	TXL	3510359R1	3613769C1	8995	3	N/A		
QS11-GAN	14	WH	GXL	2643689R1		BS8	-	N/A		
QS11-GAN	14	WH	GXL	2643689R1	3613769C1	8995	1	N/A		
QS11-GB	18	WH	TXL	3510359R1	1661260C1	2999	B	N/A	1661264C1	
QS11-GB	18	WH	TXL	3510359R1	3586750C1	8999	2	N/A	3553460C1	
QS11-GBA	18	WH	TXL	3510359R1	1661260C1	2999	A	N/A	1661264C1	
QS11-GBA	18	WH	TXL	3510359R1	3613769C1	8995	4	N/A		
QS11-GG	18	WH	TXL	3510359R1	1661259C1	2996	B	N/A	1661263C1	
QS11-GG	18	WH	TXL	3510359R1	3586750C1	8999	12	N/A	3553460C1	
QS11-GGA	18	WH	TXL	3510359R1	1661259C1	2996	A	N/A	1661263C1	
QS11-GGA	18	WH	TXL	3510359R1	3613769C1	8995	9	N/A		
QS11-GH	18	WH	TXL	3510359R1	1661259C1	2998	B	N/A	1661263C1	
QS11-GH	18	WH	TXL	3510359R1	3586750C1	8999	11	N/A	3553460C1	

Circuit Number	Gauge	Color	Insulation	Terminal Splice	Connector Body	Connector		Seal / Sleeve	Lock 1	Lock 2
				Number	Part Numbers	Number	Cavity			
QS11-GHA	18	WH	TXL	3510359R1	1661259C1	2998	A	N/A	1661263C1	
QS11-GHA	18	WH	TXL	3510359R1	3613769C1	8995	10	N/A		
QS13R	18	RD	TXL	3510365R1	3768015C1	1018	30	N/A	3768016C1	
QS13R	18	RD	TXL	3510365R1	3553404C1	8998	10	N/A	3553460C1	
QS3D(+)	20	DKBL	TXL	3510352R1	3553404C1	8998	4	N/A	3553460C1	
QS3D(+)	20	DKBL	TXL	3510352R1	2006789C1	1660	F	N/A	2006792C1	
QS3D(-)	20	GY	TXL	3510310R1	3553404C1	8998	5	N/A	3553460C1	
QS3D(-)	20	GY	TXL	3510310R1	2006789C1	1661	F	N/A	2006792C1	
QS5B(+)	18	YL	TXL	3572112R1	3601838C1	1028	H	N/A	3601839C1	
QS5B(+)	18	YL	TXL	3572112R1	3553404C1	8998	6	N/A	3553460C1	
QS5B(-)	18	GN	TXL	3572112R1	3601838C1	1028	E	N/A	3601839C1	
QS5B(-)	18	GN	TXL	3572112R1	3553404C1	8998	7	N/A	3553460C1	
QT11-GE	18	WH	TXL	3510359R1	3586750C1	8882	4	N/A	3553460C1	
QT11-GE	18	WH	TXL	3510359R1	2018590C1	8997	6	N/A		
QT11-GEA	18	WH	TXL	3510359R1	3613769C1	8995	7	N/A		
QT11-GEA	18	WH	TXL	3510359R1	2018590C1	8997	5	N/A		
QT11-GL	18	WH	TXL	3510359R1	3586750C1	8882	9	N/A	3553460C1	
QT11-GL	18	WH	TXL	3510359R1	2018590C1	8997	8	N/A		
QU11-G	18	WH	TXL	3510359R1	3613769C1	8995	2	N/A		
QU11-G	18	WH	TXL	3510359R1		JS9	-	2644000R1		
QU11-G1	18	WH	TXL	3510359R1	1661200C1	8883	C	N/A		
QU11-G1	18	WH	TXL	3510359R1		JS9	-	2644000R1		
QU11-G2	18	WH	TXL	3510359R1	3553404C1	8881	12	N/A	3553460C1	
QU11-G2	18	WH	TXL	3510359R1		JS9	-	2644000R1		
QU11-G3	18	WH	TXL	3510359R1	3553404C1	8998	12	N/A	3553460C1	
QU11-G3	18	WH	TXL	3510359R1		JS9	-	2644000R1		
QU11-GA	18	WH	TXL	3510359R1	1661260C1	2997	B	N/A	1661264C1	
QU11-GA	18	WH	TXL	3510359R1		DS4	-	2644000R1		
QU11-GA1	18	WH	TXL	3510359R1	3586750C1	8999	1	N/A	3553460C1	
QU11-GA1	18	WH	TXL	3510359R1		DS4	-	2644000R1		
QU11-GA2	18	WH	TXL	3510359R1	3586750C1	8882	1	N/A	3553460C1	
QU11-GA2	18	WH	TXL	3510359R1		DS4	-	2644000R1		

Circuit Number	Gauge	Color	Insulation	Terminal Splice	Connector Body	Connector		Seal / Sleeve	Lock 1	Lock 2
				Number	Part Numbers	Number	Cavity			
QU11-GAA	18	WH	TXL	3510359R1	1661260C1	2997	A	N/A	1661264C1	
QU11-GAA	18	WH	TXL	3510359R1	3613769C1	8995	3	N/A		
QU11-GAN	14	WH	GXL	2643689R1		BS8	-	N/A		
QU11-GAN	14	WH	GXL	2643689R1	3613769C1	8995	1	N/A		
QU11-GB	18	WH	TXL	3510359R1	1661260C1	2999	B	N/A	1661264C1	
QU11-GB	18	WH	TXL	3510359R1		DS46	-	2644000R1		
QU11-GB1	18	WH	TXL	3510359R1	3586750C1	8999	2	N/A	3553460C1	
QU11-GB1	18	WH	TXL	3510359R1		DS46	-	2644000R1		
QU11-GB2	18	WH	TXL	3510359R1	3586750C1	8882	2	N/A	3553460C1	
QU11-GB2	18	WH	TXL	3510359R1		DS46	-	2644000R1		
QU11-GBA	18	WH	TXL	3510359R1	1661260C1	2999	A	N/A	1661264C1	
QU11-GBA	18	WH	TXL	3510359R1	3613769C1	8995	4	N/A		
QU11-GG	18	WH	TXL	3510359R1	1661259C1	2996	B	N/A	1661263C1	
QU11-GG	18	WH	TXL	3510359R1		JS7	-	2644000R1		
QU11-GG1	18	WH	TXL	3510359R1	3586750C1	8999	12	N/A	3553460C1	
QU11-GG1	18	WH	TXL	3510359R1		JS7	-	2644000R1		
QU11-GG2	18	WH	TXL	3510359R1	3586750C1	8882	12	N/A	3553460C1	
QU11-GG2	18	WH	TXL	3510359R1		JS7	-	2644000R1		
QU11-GGA	18	WH	TXL	3510359R1	1661259C1	2996	A	N/A	1661263C1	
QU11-GGA	18	WH	TXL	3510359R1	3613769C1	8995	9	N/A		
QU11-GH	18	WH	TXL	3510359R1	1661259C1	2998	B	N/A	1661263C1	
QU11-GH	18	WH	TXL	3510359R1		AS32	-	2644000R1		
QU11-GH1	18	WH	TXL	3510359R1	3586750C1	8999	11	N/A	3553460C1	
QU11-GH1	18	WH	TXL	3510359R1		AS32	-	2644000R1		
QU11-GH2	18	WH	TXL	3510359R1	3586750C1	8882	11	N/A	3553460C1	
QU11-GH2	18	WH	TXL	3510359R1		AS32	-	2644000R1		
QU11-GHA	18	WH	TXL	3510359R1	1661259C1	2998	A	N/A	1661263C1	
QU11-GHA	18	WH	TXL	3510359R1	3613769C1	8995	10	N/A		
QU14R	18	RD	TXL	3510365R1	3768015C1	1018	30	N/A	3768016C1	
QU14R	18	RD	TXL	3510365R1		DS45	-	2644000R1		
QU14RA	18	RD	TXL	3510365R1	3553404C1	8881	10	N/A	3553460C1	
QU14RA	18	RD	TXL	3510365R1		DS45	-	2644000R1		

Circuit Number	Gauge	Color	Insulation	Terminal Splice	Connector Body	Connector		Seal / Sleeve	Lock 1	Lock 2
				Number	Part Numbers	Number	Cavity			
QU14RB	18	RD	TXL	3510365R1	1661200C1	8883	D	N/A		
QU14RB	18	RD	TXL	3510365R1		DS45	-	2644000R1		
QU14RC	18	RD	TXL	3510365R1	3553404C1	8998	10	N/A	3553460C1	
QU14RC	18	RD	TXL	3510365R1		DS45	-	2644000R1		
QU3D(+)	20	DKBL	TXL	3510352R1	3553404C1	8998	4	N/A	3553460C1	
QU3D(+)	20	DKBL	TXL	3510352R1	2006789C1	1660	F	N/A	2006792C1	
QU3D(-)	20	GY	TXL	3510310R1	3553404C1	8998	5	N/A	3553460C1	
QU3D(-)	20	GY	TXL	3510310R1	2006789C1	1661	F	N/A	2006792C1	
QU5(+)	18	YL	TXL	3572112R1	3601838C1	1028	H	N/A	3601839C1	
QU5(+)	18	YL	TXL	3572112R1		LS11	-	2644000R1		
QU5(-)	18	GN	TXL	3572112R1	3601838C1	1028	E	N/A	3601839C1	
QU5(-)	18	GN	TXL	3572112R1		LS12	-	2644000R1		
QU5A	18	GN	TXL	3572112R1	3553404C1	8881	6	N/A	3553460C1	
QU5A	18	GN	TXL	3572112R1	1661200C1	8883	A	N/A		
QU5A(+)	18	YL	TXL	3572112R1	3553404C1	8881	8	N/A	3553460C1	
QU5A(+)	18	YL	TXL	3572112R1		LS11	-	2644000R1		
QU5A(-)	18	GN	TXL	3572112R1	3553404C1	8881	5	N/A	3553460C1	
QU5A(-)	18	GN	TXL	3572112R1		LS12	-	2644000R1		
QU5B	18	YL	TXL	3572112R1	3553404C1	8881	7	N/A	3553460C1	
QU5B	18	YL	TXL	3572112R1	1661200C1	8883	B	N/A		
QU5B(+)	18	YL	TXL	3572112R1	3553404C1	8998	6	N/A	3553460C1	
QU5B(+)	18	YL	TXL	3572112R1		LS11	-	2644000R1		
QU5B(-)	18	GN	TXL	3572112R1	3553404C1	8998	7	N/A	3553460C1	
QU5B(-)	18	GN	TXL	3572112R1		LS12	-	2644000R1		
QV11-GD	18	WH	TXL	3510359R1	2018590C1	8997	2	N/A		
QV11-GD	18	WH	TXL	3510359R1		KS4	-	2644000R1		
QV11-GD1	18	WH	TXL	3510359R1	3586750C1	8999	4	N/A	3553460C1	
QV11-GD1	18	WH	TXL	3510359R1		KS4	-	2644000R1		
QV11-GD2	18	WH	TXL	3510359R1	3586750C1	8882	3	N/A	3553460C1	
QV11-GD2	18	WH	TXL	3510359R1		KS4	-	2644000R1		
QV11-GDA	18	WH	TXL	3510359R1	3613769C1	8995	6	N/A		
QV11-GDA	18	WH	TXL	3510359R1	2018590C1	8997	1	N/A		

Circuit Number	Gauge	Color	Insulation	Terminal Splice	Connector Body	Connector		Seal / Sleeve	Lock 1	Lock 2
				Number	Part Numbers	Number	Cavity			
QV11-GE	18	WH	TXL	3510359R1	2018590C1	8997	6	N/A		
QV11-GE	18	WH	TXL	3510359R1		KS6	-	2644000R1		
QV11-GE1	18	WH	TXL	3510359R1	3586750C1	8999	5	N/A	3553460C1	
QV11-GE1	18	WH	TXL	3510359R1		KS6	-	2644000R1		
QV11-GE2	18	WH	TXL	3510359R1	3586750C1	8882	5	N/A	3553460C1	
QV11-GE2	18	WH	TXL	3510359R1		KS6	-	2644000R1		
QV11-GEA	18	WH	TXL	3510359R1	3613769C1	8995	7	N/A		
QV11-GEA	18	WH	TXL	3510359R1	2018590C1	8997	5	N/A		
QV11-GF	18	WH	TXL	3510359R1	2018590C1	8997	10	N/A		
QV11-GF	18	WH	TXL	3510359R1		AS6	-	2644000R1		
QV11-GF1	18	WH	TXL	3510359R1	3586750C1	8999	6	N/A	3553460C1	
QV11-GF1	18	WH	TXL	3510359R1		AS6	-	2644000R1		
QV11-GF2	18	WH	TXL	3510359R1	3586750C1	8882	4	N/A	3553460C1	
QV11-GF2	18	WH	TXL	3510359R1		AS6	-	2644000R1		
QV11-GFA	18	WH	TXL	3510359R1	3613769C1	8995	8	N/A		
QV11-GFA	18	WH	TXL	3510359R1	2018590C1	8997	9	N/A		
QV11-GK	18	WH	TXL	3510359R1	2018590C1	8997	4	N/A		
QV11-GK	18	WH	TXL	3510359R1		KS7	-	2644000R1		
QV11-GK1	18	WH	TXL	3510359R1	3586750C1	8999	9	N/A	3553460C1	
QV11-GK1	18	WH	TXL	3510359R1		KS7	-	2644000R1		
QV11-GK2	18	WH	TXL	3510359R1	3586750C1	8882	10	N/A	3553460C1	
QV11-GK2	18	WH	TXL	3510359R1		KS7	-	2644000R1		
QV11-GKA	18	WH	TXL	3510359R1	3613769C1	8995	12	N/A		
QV11-GKA	18	WH	TXL	3510359R1	2018590C1	8997	3	N/A		
QV11-GL	18	WH	TXL	3510359R1	2018590C1	8997	8	N/A		
QV11-GL	18	WH	TXL	3510359R1		KS8	-	2644000R1		
QV11-GL1	18	WH	TXL	3510359R1	3586750C1	8999	8	N/A	3553460C1	
QV11-GL1	18	WH	TXL	3510359R1		KS8	-	2644000R1		
QV11-GL2	18	WH	TXL	3510359R1	3586750C1	8882	8	N/A	3553460C1	
QV11-GL2	18	WH	TXL	3510359R1		KS8	-	2644000R1		
QV11-GLA	18	WH	TXL	3510359R1	3613769C1	8995	13	N/A		
QV11-GLA	18	WH	TXL	3510359R1	2018590C1	8997	7	N/A		

Circuit Number	Gauge	Color	Insulation	Terminal Splice	Connector Body	Connector		Seal / Sleeve	Lock 1	Lock 2
				Number	Part Numbers	Number	Cavity			
QV11-GM	18	WH	TXL	3510359R1	2018590C1	8997	12	N/A		
QV11-GM	18	WH	TXL	3510359R1		KS9	-	2644000R1		
QV11-GM1	18	WH	TXL	3510359R1	3586750C1	8999	7	N/A	3553460C1	
QV11-GM1	18	WH	TXL	3510359R1		KS9	-	2644000R1		
QV11-GM2	18	WH	TXL	3510359R1	3586750C1	8882	9	N/A	3553460C1	
QV11-GM2	18	WH	TXL	3510359R1		KS9	-	2644000R1		
QV11-GMA	18	WH	TXL	3510359R1	3613769C1	8995	14	N/A		
QV11-GMA	18	WH	TXL	3510359R1	2018590C1	8997	11	N/A		
QW79A	18	GY	TXL	3510311R1	3598706C1	1600	A2	N/A	1618846C1	1618847C1
QW79A	18	GY	TXL	3510311R1		AS2	-	2644000R1		
QW79B	18	GY	GXL	2643673R1	1661260C1	1112	A	N/A	1661264C1	
QW79B	18	GY	GXL	2643673R1		AS2	-	2644000R1		
QW79C	18	GY	GXL	2643673R1	1661260C1	1113	A	N/A	1661264C1	
QW79C	18	GY	GXL	2643673R1		AS2	-	2644000R1		
QW9BB	18	GY	TXL	3510311R1	2007315C1	1620	J	N/A	2007316C1	
QW9BB	18	GY	TXL	3510311R1		AS1	-	2644000R1		
QW9BC	18	GY	GXL	2643673R1	1661260C1	1112	B	N/A	1661264C1	
QW9BC	18	GY	GXL	2643673R1		AS1	-	2644000R1		
QW9BD	18	GY	GXL	2643673R1	1661260C1	1113	B	N/A	1661264C1	
QW9BD	18	GY	GXL	2643673R1		AS1	-	2644000R1		
QX11-GD1	18	WH	TXL	3510359R1	3586750C1	8882	3	N/A	3553460C1	
QX11-GD1	18	WH	TXL	3510359R1		KS4	-	2644000R1		
QX11-GD2	18	WH	TXL	3510359R1	2018590C1	8997	2	N/A		
QX11-GD2	18	WH	TXL	3510359R1		KS4	-	2644000R1		
QX11-GD3	18	WH	TXL	3510359R1	3586750C1	8999	4	N/A	3553460C1	
QX11-GD3	18	WH	TXL	3510359R1		KS4	-	2644000R1		
QX11-GDA	18	WH	TXL	3510359R1	3613769C1	8995	6	N/A		
QX11-GDA	18	WH	TXL	3510359R1	2018590C1	8997	1	N/A		
QX11-GE1	18	WH	TXL	3510359R1	3586750C1	8882	5	N/A	3553460C1	
QX11-GE1	18	WH	TXL	3510359R1		KS6	-	2644000R1		
QX11-GE2	18	WH	TXL	3510359R1	2018590C1	8997	6	N/A		
QX11-GE2	18	WH	TXL	3510359R1		KS6	-	2644000R1		

Circuit Number	Gauge	Color	Insulation	Terminal Splice	Connector Body	Connector		Seal / Sleeve	Lock 1	Lock 2
				Number	Part Numbers	Number	Cavity			
QX11-GE3	18	WH	TXL	3510359R1	3586750C1	8999	5	N/A	3553460C1	
QX11-GE3	18	WH	TXL	3510359R1		KS6	-	2644000R1		
QX11-GEA	18	WH	TXL	3510359R1	3613769C1	8995	7	N/A		
QX11-GEA	18	WH	TXL	3510359R1	2018590C1	8997	5	N/A		
QX11-GK1	18	WH	TXL	3510359R1	3586750C1	8882	10	N/A	3553460C1	
QX11-GK1	18	WH	TXL	3510359R1		KS7	-	2644000R1		
QX11-GK2	18	WH	TXL	3510359R1	2018590C1	8997	4	N/A		
QX11-GK2	18	WH	TXL	3510359R1		KS7	-	2644000R1		
QX11-GK3	18	WH	TXL	3510359R1	3586750C1	8999	9	N/A	3553460C1	
QX11-GK3	18	WH	TXL	3510359R1		KS7	-	2644000R1		
QX11-GKA	18	WH	TXL	3510359R1	3613769C1	8995	12	N/A		
QX11-GKA	18	WH	TXL	3510359R1	2018590C1	8997	3	N/A		
QX11-GL1	18	WH	TXL	3510359R1	3586750C1	8882	8	N/A	3553460C1	
QX11-GL1	18	WH	TXL	3510359R1		KS8	-	2644000R1		
QX11-GL2	18	WH	TXL	3510359R1	2018590C1	8997	8	N/A		
QX11-GL2	18	WH	TXL	3510359R1		KS8	-	2644000R1		
QX11-GL3	18	WH	TXL	3510359R1	3586750C1	8999	8	N/A	3553460C1	
QX11-GL3	18	WH	TXL	3510359R1		KS8	-	2644000R1		
QX11-GLA	18	WH	TXL	3510359R1	3613769C1	8995	13	N/A		
QX11-GLA	18	WH	TXL	3510359R1	2018590C1	8997	7	N/A		
QY11-GF1	18	WH	TXL	3510359R1	3586750C1	8882	4	N/A	3553460C1	
QY11-GF1	18	WH	TXL	3510359R1		KS5	-	2644000R1		
QY11-GF2	18	WH	TXL	3510359R1	2018590C1	8997	10	N/A		
QY11-GF2	18	WH	TXL	3510359R1		KS5	-	2644000R1		
QY11-GF3	18	WH	TXL	3510359R1	3586750C1	8999	6	N/A	3553460C1	
QY11-GF3	18	WH	TXL	3510359R1		KS5	-	2644000R1		
QY11-GFA	18	WH	TXL	3510359R1	3613769C1	8995	8	N/A		
QY11-GFA	18	WH	TXL	3510359R1	2018590C1	8997	9	N/A		
QY11-GM1	18	WH	TXL	3510359R1	3586750C1	8882	9	N/A	3553460C1	
QY11-GM1	18	WH	TXL	3510359R1		AS32	-	2644000R1		
QY11-GM2	18	WH	TXL	3510359R1	2018590C1	8997	12	N/A		
QY11-GM2	18	WH	TXL	3510359R1		AS32	-	2644000R1		

Circuit Number	Gauge	Color	Insulation	Terminal Splice	Connector Body	Connector		Seal / Sleeve	Lock 1	Lock 2
				Number	Part Numbers	Number	Cavity			
QY11-GM3	18	WH	TXL	3510359R1	3586750C1	8999	7	N/A	3553460C1	
QY11-GM3	18	WH	TXL	3510359R1		AS32	-	2644000R1		
QY11-GMA	18	WH	TXL	3510359R1	3613769C1	8995	14	N/A		
QY11-GMA	18	WH	TXL	3510359R1	2018590C1	8997	11	N/A		
QZ11-G	18	WH	TXL	3510359R1	3613769C1	8995	2	N/A		
QZ11-G	18	WH	TXL	3510359R1	3553404C1	8998	12	N/A	3553460C1	
QZ11-GA1	18	WH	TXL	3510359R1	3586750C1	8882	1	N/A	3553460C1	
QZ11-GA1	18	WH	TXL	3510359R1		KS6	-	2644000R1		
QZ11-GA2	18	WH	TXL	3510359R1	1661260C1	2997	B	N/A	1661264C1	
QZ11-GA2	18	WH	TXL	3510359R1		KS6	-	2644000R1		
QZ11-GA3	18	WH	TXL	3510359R1	3586750C1	8999	1	N/A	3553460C1	
QZ11-GA3	18	WH	TXL	3510359R1		KS6	-	2644000R1		
QZ11-GAA	18	WH	TXL	3510359R1	1661260C1	2997	A	N/A	1661264C1	
QZ11-GAA	18	WH	TXL	3510359R1	3613769C1	8995	3	N/A		
QZ11-GAN	18	WH	TXL	3510359R1		BS8	-	N/A		
QZ11-GAN	18	WH	TXL	3510359R1	3553404C1	8881	12	N/A	3553460C1	
QZ11-GAP	14	WH	GXL	2643689R1		BS8	-	N/A		
QZ11-GAP	14	WH	GXL	2643689R1	3613769C1	8995	1	N/A		
QZ11-GB1	18	WH	TXL	3510359R1	3586750C1	8882	2	N/A	3553460C1	
QZ11-GB1	18	WH	TXL	3510359R1		KS7	-	2644000R1		
QZ11-GB2	18	WH	TXL	3510359R1	1661260C1	2999	B	N/A	1661264C1	
QZ11-GB2	18	WH	TXL	3510359R1		KS7	-	2644000R1		
QZ11-GB3	18	WH	TXL	3510359R1	3586750C1	8999	2	N/A	3553460C1	
QZ11-GB3	18	WH	TXL	3510359R1		KS7	-	2644000R1		
QZ11-GBA	18	WH	TXL	3510359R1	1661260C1	2999	A	N/A	1661264C1	
QZ11-GBA	18	WH	TXL	3510359R1	3613769C1	8995	4	N/A		
QZ11-GG1	18	WH	TXL	3510359R1	3586750C1	8882	12	N/A	3553460C1	
QZ11-GG1	18	WH	TXL	3510359R1		KS8	-	2644000R1		
QZ11-GG2	18	WH	TXL	3510359R1	1661259C1	2996	B	N/A	1661263C1	
QZ11-GG2	18	WH	TXL	3510359R1		KS8	-	2644000R1		
QZ11-GG3	18	WH	TXL	3510359R1	3586750C1	8999	12	N/A	3553460C1	
QZ11-GG3	18	WH	TXL	3510359R1		KS8	-	2644000R1		

Circuit Number	Gauge	Color	Insulation	Terminal Splice	Connector Body	Connector		Seal / Sleeve	Lock 1	Lock 2
				Number	Part Numbers	Number	Cavity			
QZ11-GGA	18	WH	TXL	3510359R1	1661259C1	2996	A	N/A	1661263C1	
QZ11-GGA	18	WH	TXL	3510359R1	3613769C1	8995	9	N/A		
QZ11-GH1	18	WH	TXL	3510359R1	3586750C1	8882	11	N/A	3553460C1	
QZ11-GH1	18	WH	TXL	3510359R1		KS9	-	2644000R1		
QZ11-GH2	18	WH	TXL	3510359R1	1661259C1	2998	B	N/A	1661263C1	
QZ11-GH2	18	WH	TXL	3510359R1		KS9	-	2644000R1		
QZ11-GH3	18	WH	TXL	3510359R1	3586750C1	8999	11	N/A	3553460C1	
QZ11-GH3	18	WH	TXL	3510359R1		KS9	-	2644000R1		
QZ11-GHA	18	WH	TXL	3510359R1	1661259C1	2998	A	N/A	1661263C1	
QZ11-GHA	18	WH	TXL	3510359R1	3613769C1	8995	10	N/A		
QZ13R1	18	RD	TXL	3510365R1	3553404C1	8881	10	N/A	3553460C1	
QZ13R1	18	RD	TXL	3510365R1		AS33	-	2644000R1		
QZ13R2	18	RD	TXL	3510365R1	3553404C1	8998	10	N/A	3553460C1	
QZ13R2	18	RD	TXL	3510365R1		AS33	-	2644000R1		
QZ13R3	18	RD	TXL	3510365R1	3768015C1	1018	30	N/A	3768016C1	
QZ13R3	18	RD	TXL	3510365R1		AS33	-	2644000R1		
QZ3D(+)	20	DKBL	TXL	3510352R1	3553404C1	8998	4	N/A	3553460C1	
QZ3D(+)	20	DKBL	TXL	3510352R1	2006789C1	1660	F	N/A	2006792C1	
QZ3D(-)	20	GY	TXL	3510310R1	3553404C1	8998	5	N/A	3553460C1	
QZ3D(-)	20	GY	TXL	3510310R1	2006789C1	1661	F	N/A	2006792C1	
QZ5D1(+)	18	YL	TXL	3572112R1	3553404C1	8881	8	N/A	3553460C1	
QZ5D1(+)	18	YL	TXL	3572112R1		LS13	-	2644000R1		
QZ5D1(-)	18	GN	TXL	3572112R1	3553404C1	8881	5	N/A	3553460C1	
QZ5D1(-)	18	GN	TXL	3572112R1		LS14	-	2644000R1		
QZ5D2(+)	18	YL	TXL	3572112R1	3553404C1	8998	6	N/A	3553460C1	
QZ5D2(+)	18	YL	TXL	3572112R1		LS13	-	2644000R1		
QZ5D2(-)	18	GN	TXL	3572112R1	3553404C1	8998	7	N/A	3553460C1	
QZ5D2(-)	18	GN	TXL	3572112R1		LS14	-	2644000R1		
QZ5D3(+)	18	YL	TXL	3572112R1	3601838C1	1028	H	N/A	3601839C1	
QZ5D3(+)	18	YL	TXL	3572112R1		LS13	-	2644000R1		
QZ5D3(-)	18	GN	TXL	3572112R1	3601838C1	1028	E	N/A	3601839C1	
QZ5D3(-)	18	GN	TXL	3572112R1		LS14	-	2644000R1		

Circuit Number	Gauge	Color	Insulation	Terminal Splice	Connector Body	Connector		Seal / Sleeve	Lock 1	Lock 2
				Number	Part Numbers	Number	Cavity			
RA28B	18	TN	TXL	3510329R1	3595624C1	1703F	18	SWS_N_REQ		
RA28B	18	TN	TXL	3510329R1	3595621C1	1702	12	N/A	3598918C1	3598919C1
RA28BA	18	TN	TXL	3510329R1	3598705C1	1602	F9	N/A	1618846C1	1618847C1
RA28BA	18	TN	TXL	3510329R1	3595625C1	1703M	18	N/A		
RC81-G	10	WH	GXL	2643788R1		1004A	1	2644002R1		
RC81-G	10	WH	GXL	2643788R1		BS12	-	2644000R1		
RC81-GA	12	WH	TXL	3510362R1	1661200C1	3200M	D	N/A		
RC81-GA	12	WH	TXL	3510362R1		BS12	-	2644000R1		
RC81-GB	12	WH	TXL	3510362R1	1661200C1	3204M	D	N/A		
RC81-GB	12	WH	TXL	3510362R1		BS12	-	2644000R1		
RC81A	12	LTGN	TXL	3510302R1	1661200C1	3204M	C	N/A		
RC81A	12	LTGN	TXL	3510302R1	3768015C1	1010	38	N/A	3768016C1	
RC81B	12	RD	TXL	3510368R1	3768015C1	1010	30	N/A	3768016C1	
RC81B	12	RD	TXL	3510368R1	1661200C1	3200M	C	N/A		
RD81-G	10	WH	GXL	2643788R1		1004A	1	2644002R1		
RD81-G	10	WH	GXL	2643788R1		BS12	-	2644000R1		
RD81-GA	12	WH	TXL	3510362R1	1661200C1	3200M	D	N/A		
RD81-GA	12	WH	TXL	3510362R1		BS12	-	2644000R1		
RD81-GB	12	WH	TXL	3510362R1	1661200C1	3204M	D	N/A		
RD81-GB	12	WH	TXL	3510362R1		BS12	-	2644000R1		
RD81-GD	12	WH	TXL	3510362R1	2005836C1	2600	E	N/A	2006504C1	
RD81-GD	12	WH	TXL	3510362R1		BS12	-	2644000R1		
RD81-GDA	12	WH	TXL	3510362R1	2005836C1	2600	F	N/A	2006504C1	
RD81-GDA	12	WH	TXL	3510362R1		BS12	-	2644000R1		
RD81A	12	LTGN	TXL	3510302R1	1661200C1	3204M	C	N/A		
RD81A	12	LTGN	TXL	3510302R1	3768015C1	1010	38	N/A	3768016C1	
RD81B	12	RD	TXL	3510368R1	3768015C1	1010	30	N/A	3768016C1	
RD81B	12	RD	TXL	3510368R1	1661200C1	3200M	C	N/A		
RD81D	12	RD	TXL	3510368R1	2005836C1	2600	C	N/A	2006504C1	
RD81D	12	RD	TXL	3510368R1	3768015C1	1018	15	N/A	3768016C1	
RD81DA	12	RD	TXL	3510368R1	2005836C1	2600	D	N/A	2006504C1	
RD81DA	12	RD	TXL	3510368R1	3768015C1	1018	16	N/A	3768016C1	

Circuit Number	Gauge	Color	Insulation	Terminal Splice	Connector Body	Connector		Seal / Sleeve	Lock 1	Lock 2
				Number	Part Numbers	Number	Cavity			
RF78	16	LTGN	TXL	3510300R1	3768010C1	1013	R1 -	7 N/A	3768011C1	
RF78	16	LTGN	TXL	3510300R1	B	JS3	-	2644000R		
RF78-GA	16	WH	TXL	3510360R1	3613769C1	1027	12	N/A		
RF78-GA	16	WH	TXL	3510360R1	1661200C1	3200M	D	N/A		
RF78-GB	16	WH	TXL	3510360R1	1661200C1	3204M	D	N/A		
RF78-GB	16	WH	TXL	3510360R1	3613769C1	1023	7	N/A		
RF78B	16	LTGN	TXL	3510300R1	1661201C1	3100F	B	N/A		
RF78B	16	LTGN	TXL	3510300R1		JS3	-	2644000R1		
RF78RJ	16	LTGN	TXL	3510300R1	1661201C1	3000F	B	N/A		
RF78RJ	16	LTGN	TXL	3510300R1		JS3	-	2644000R1		
RF78RP	16	LTGN	TXL	3510300R1	3768010C1	1013	R1 -	0 N/A	3768011C1	
RF78RP	16	LTGN	TXL	3510300R1	3768015C1	1015	22	N/A	3768016C1	
RF78RR	18	WH	TXL	3510359R1	3768010C1	1013	R1 -	5 N/A	3768011C1	
RF78RR	18	WH	TXL	3510359R1	3613769C1	1022	8	N/A		
RG62DD	18	DKBL	TXL	3510353R1	1661201C1	3000F	C	N/A		
RG62DD	18	DKBL	TXL	3510353R1	3613769C1	1021	10	N/A		
RG78J	18	LTGN	TXL	3510299R1	1661201C1	3000F	D	N/A		
RG78J	18	LTGN	TXL	3510299R1	1661201C1	3100F	D	N/A		
RG78L	18	LTGN	TXL	3510299R1	1661201C1	3000F	F	N/A		
RG78L	18	LTGN	TXL	3510299R1	1661201C1	3100F	F	N/A		
RG78M	18	LTGN	TXL	3510299R1	1661201C1	3000F	E	N/A		
RG78M	18	LTGN	TXL	3510299R1	1661201C1	3100F	E	N/A		
RG78V	12	LTGN	TXL	3510302R1	3768015C1	1010	30	N/A	3768016C1	
RG78V	12	LTGN	TXL	3510302R1	1661200C1	3200M	C	N/A		
RH62D	20	DKBL	TXL	3510352R1	3662108C1	254F	A1	N/A		
RH62D	20	DKBL	TXL	3510352R1	3510243C1	254M	A1	N/A		
RH78-GD	20	WH	TXL	3510358R1	3662108C1	254F	A4	N/A		
RH78-GD	20	WH	TXL	3510358R1	3510243C1	254M	A4	N/A		
RH78C	20	LTGN	TXL	3510298R1	3662108C1	254F	B3	N/A		
RH78C	20	LTGN	TXL	3510298R1	3510243C1	254M	B3	N/A		
RH78DB	20	LTGN	TXL	3510298R1	3662108C1	254F	B2	N/A		
RH78DB	20	LTGN	TXL	3510298R1	3510243C1	254M	B2	N/A		

Circuit Number	Gauge	Color	Insulation	Terminal Splice	Connector Body	Connector		Seal / Sleeve	Lock 1	Lock 2
				Number	Part Numbers	Number	Cavity			
RH78EF	20	LTGN	TXL	3510298R1	3662108C1	254F	B4	N/A		
RH78EF	20	LTGN	TXL	3510298R1	3510243C1	254M	B4	N/A		
RH78JA	20	LTGN	TXL	3510298R1	3662108C1	254F	B1	N/A		
RH78JA	20	LTGN	TXL	3510298R1	3510243C1	254M	B1	N/A		
RH78K	20	LTGN	TXL	3510298R1	3662108C1	254F	A3	N/A		
RH78K	20	LTGN	TXL	3510298R1	3510243C1	254M	A3	N/A		
RH78VB	20	RD	TXL	3510364R1	3662108C1	254F	A2	N/A		
RH78VB	20	RD	TXL	3510364R1	3510243C1	254M	A2	N/A		
RK78-GC	18	WH	TXL	3510359R1	3613769C1		1027 13	N/A		
RK78-GC	18	WH	TXL	3510359R1	3768010C1		1014 R1 -	5 N/A	3768011C1	
RK78-GD	18	WH	TXL	3510359R1	3768010C1		1014 R5 -	5 N/A	3768011C1	
RK78-GD	18	WH	TXL	3510359R1	3613769C1		1027 14	N/A		
RK78-GE	12	WH	TXL	3510362R1		BS8	-	N/A		
RK78-GE	12	WH	TXL	3510362R1	899167R1		3005 A	N/A		
RK78BC	16	LTGN	TXL	3510300R1	3768010C1		1014 R1 -	6 N/A	3768011C1	
RK78BC	16	LTGN	TXL	3510300R1	A		DS66 -	2644000R		
RK78BD	16	LTGN	TXL	3510300R1			DS66 -	2644000R1		
RK78BD	16	LTGN	TXL	3510300R1	3598707C1		1601 F16	N/A	1618846C1	1618847C1
RK78D	14	BK	TXL	3510295R1	899167R1		3001 A	N/A		
RK78D	14	BK	TXL	3510295R1	3768010C1		1014 R5 -	7 N/A	3768011C1	
RK78E	14	LTGN	TXL	3510301R1	3768010C1		1014 R5 -	0 N/A	3768011C1	
RK78E	14	LTGN	TXL	3510301R1	3768015C1		1018 22	N/A	3768016C1	
RK78F	18	LTGN	TXL	3510299R1			DS66 -	2644000R1		
RK78F	18	LTGN	TXL	3510299R1	3768010C1		1014 R5 -	6 N/A	3768011C1	
RK78G	16	LTGN	TXL	3510300R1	3768010C1		1014 R1 -	0 N/A	3768011C1	
RK78G	16	LTGN	TXL	3510300R1	3768015C1		1017 16	N/A	3768016C1	
RK78H	14	BK	TXL	3510295R1	3768010C1		1014 R1 -	7 N/A	3768011C1	
RK78H	14	BK	TXL	3510295R1	899167R1		3004 A	N/A		
RL78AA	16	LTGN	TXL	3510300R1	3768010C1		1014 R6 -	0 N/A	3768011C1	
RL78AA	16	LTGN	TXL	3510300R1	3768015C1		1017 38	N/A	3768016C1	
RL78AB	16	LTGN	TXL	3510300R1	3768010C1		1014 R6 -	7 N/A	3768011C1	
RL78AB	16	LTGN	TXL	3510300R1	3595625C1		1700 63	N/A		

Circuit Number	Gauge	Color	Insulation	Terminal Splice	Connector Body	Connector		Seal / Sleeve	Lock 1	Lock 2
				Number	Part Numbers	Number	Cavity			
RL78RN	18	WH	TXL	3510359R1	3768010C1	1014	R6 -	5 N/A	3768011C1	
RL78RN	18	WH	TXL	3510359R1	3613769C1	1022	3	N/A		
RM78AA	16	LTGN	TXL	3510300R1	3768010C1	1014	R6 -	0 N/A	3768011C1	
RM78AA	16	LTGN	TXL	3510300R1	3768015C1	1017	38	N/A	3768016C1	
RM78AB	16	LTGN	TXL	3510300R1	3768010C1	1014	R6 -	7 N/A	3768011C1	
RM78AB	16	LTGN	TXL	3510300R1	A	DS69	-	2644000R		
RM78AC	16	LTGN	TXL	3510300R1	3595625C1	1700	63	N/A		
RM78AC	16	LTGN	TXL	3510300R1		DS69	-	2644000R1		
RM78AD	16	LTGN	TXL	3510300R1	3595625C1	1700	64	N/A		
RM78AD	16	LTGN	TXL	3510300R1		DS69	-	2644000R1		
RM78RM	18	WH	TXL	3510359R1	3768010C1	1014	R6 -	5 N/A	3768011C1	
RM78RM	18	WH	TXL	3510359R1	3613769C1	1022	3	N/A		
RN78RC	18	LTGN	TXL	3510299R1	3598707C1	1601	F13	N/A	1618846C1	1618847C1
RN78RC	18	LTGN	TXL	3510299R1		DS63	-	2644000R1		
RN78RD	18	LTGN	TXL	3510299R1	3768010C1	1014	R6 -	6 N/A	3768011C1	
RN78RD	18	LTGN	TXL	3510299R1	A	DS63	-	2644000R		
RN78RK	18	LTGN	TXL	3510299R1	3768010C1	1013	R1 -	6 N/A	3768011C1	
RN78RK	18	LTGN	TXL	3510299R1	A	DS63	-	2644000R		
RP78RC	18	LTGN	TXL	3510299R1	3768010C1	1013	R1 -	6 N/A	3768011C1	
RP78RC	18	LTGN	TXL	3510299R1	3598707C1	1601	F13	N/A	1618846C1	1618847C1
RR78RC	18	LTGN	TXL	3510299R1	3598707C1	1601	F13	N/A	1618846C1	1618847C1
RR78RC	18	LTGN	TXL	3510299R1	3768010C1	1014	R6 -	6 N/A	3768011C1	
SA6DB	20	GY	TXL	3510310R1	3595625C1	1703M	19	N/A		
SA6DB	20	GY	TXL	3510310R1	3598705C1	1602	E6	N/A	1618846C1	1618847C1
SA6DBJ	20	GY	TXL	3510310R1	3595621C1	1702	3	N/A	3598918C1	3598919C1
SA6DBJ	20	GY	TXL	3510310R1	3595624C1	1703F	19	SWS_N_REQ		
SA77	16	LTGN	GXL	2643678R1	3598711C1	1603	C	N/A	3573833C1	
SA77	16	LTGN	GXL	2643678R1	3595625C1	1703M	65	N/A		
SA77B	20	GY	TXL	3510310R1	3598706C1	1600	B12	N/A	1618846C1	1618847C1
SA77B	20	GY	TXL	3510310R1	3595625C1	1703M	20	N/A		
SA77BA	20	LTGN	TXL	3510298R1	3710061C1	1607	A12	N/A	3539892C1	3539893C1
SA77BA	20	LTGN	TXL	3510298R1	3595625C1	1703M	23	N/A		

Circuit Number	Gauge	Color	Insulation	Terminal Splice	Connector Body	Connector		Seal / Sleeve	Lock 1	Lock 2
				Number	Part Numbers	Number	Cavity			
SA77BAJ	20	LTGN	TXL	3510298R1	3595624C1	1703F	23	SWS_N_REQ		
SA77BAJ	20	LTGN	TXL	3510298R1	3595621C1	1702	42	N/A	3598918C1	3598919C1
SA77BJ	20	LTGN	TXL	3510298R1	3595624C1	1703F	20	SWS_N_REQ		
SA77BJ	20	LTGN	TXL	3510298R1	3595621C1	1702	4	N/A	3598918C1	3598919C1
SA77D	20	LTGN	TXL	3510298R1	4057658C1	1200E	L	N/A		
SA77D	20	LTGN	TXL	3510298R1	3710061C1	1607	A10	N/A	3539892C1	3539893C1
SA77J	16	LTGN	GXL	2643678R1	3595624C1	1703F	65	SWS_N_REQ		
SA77J	16	LTGN	GXL	2643678R1	3595621C1	1702	10	N/A	3598918C1	3598919C1
SH11-GA	14	WH	TXL	3510361R1	3595624C1	1703F	2	SWS_N_REQ		
SH11-GA	14	WH	TXL	3510361R1	3690369C1	4060A	5	SWS_N_REQ		
SH11-GAP	14	WH	TXL	3510361R1	BLUNT_SL_V	1914	B	SWS_N_REQ		
SH11-GAP	14	WH	TXL	3510361R1	3595625C1	1703M	2	N/A		
SH14HC	14	RD	TXL	3510367R1	3595624C1	1703F	1	SWS_N_REQ		
SH14HC	14	RD	TXL	3510367R1	3690369C1	4060A	4	SWS_N_REQ		
SH14HCA	14	RD	TXL	3510367R1	BLUNT_SL_V	1913	B	SWS_N_REQ		
SH14HCA	14	RD	TXL	3510367R1	3595625C1	1703M	1	N/A		
SH86P	16	LTGN	TXL	3510300R1	BLUNT_SL_V	1915	B	SWS_N_REQ		
SH86P	16	LTGN	TXL	3510300R1	3768015C1	1015	21	N/A	3768016C1	
SJ11-G	14	WH	TXL	3510361R1	3595624C1	1703F	2	SWS_N_REQ		
SJ11-G	14	WH	TXL	3510361R1	3690369C1	4060A	5	SWS_N_REQ		
SJ11-GA	14	WH	TXL	3510361R1	1661198C1	6900	B	N/A		
SJ11-GA	14	WH	TXL	3510361R1	3595625C1	1703M	2	N/A		
SJ14HF	14	RD	TXL	3510367R1	3690369C1	4060A	4	SWS_N_REQ		
SJ14HF	14	RD	TXL	3510367R1	3595624C1	1703F	1	SWS_N_REQ		
SJ14HFA	14	RD	TXL	3510367R1	3595625C1	1703M	1	N/A		
SJ14HFA	14	RD	TXL	3510367R1	1661198C1	6900	A	N/A		
SJ86P	16	LTGN	TXL	3510300R1	3768015C1	1015	21	N/A	3768016C1	
SJ86P	16	LTGN	TXL	3510300R1	1661198C1	6900	C	N/A		
SK11-GAP	14	WH	TXL	3510361R1		4081A	1	2644038R1		
SK11-GAP	14	WH	TXL	3510361R1	BLUNT_SL_V	1914	B	SWS_N_REQ		
SK14HC	14	RD	TXL	3510367R1	BLUNT_SL_V	1913	B	SWS_N_REQ		
SK14HC	14	RD	TXL	3510367R1	3595625C1	1703M	1	N/A		

Circuit Number	Gauge	Color	Insulation	Terminal Splice	Connector Body	Connector		Seal / Sleeve	Lock 1	Lock 2
				Number	Part Numbers	Number	Cavity			
SK14HD	14	RD	TXL	3510367R1	3595624C1	1703F	1	SWS_N_REQ		
SK14HD	14	RD	TXL	3510367R1	3595621C1	1702	9	N/A	3598918C1	3598919C1
SK86P	16	LTGN	TXL	3510300R1	3768015C1	1015	21	N/A	3768016C1	
SK86P	16	LTGN	TXL	3510300R1	BLUNT_SL_V	1915	B	SWS_N_REQ		
SL11GAP	14	WH	TXL	3510361R1		4081A	1	2644038R1		
SL11GAP	14	WH	TXL	3510361R1	1661198C1	6900	B	N/A		
SL14HD	16	LTGN	TXL	3510300R1	3595625C1	1703M	1	N/A		
SL14HD	16	LTGN	TXL	3510300R1	1661198C1	6900	A	N/A		
SL14HF	14	RD	TXL	3510367R1	3595621C1	1702	9	N/A	3598918C1	3598919C1
SL14HF	14	RD	TXL	3510367R1	3595624C1	1703F	1	SWS_N_REQ		
SL86P	16	LTGN	TXL	3510300R1	3768015C1	1015	21	N/A	3768016C1	
SL86P	16	LTGN	TXL	3510300R1	1661198C1	6900	C	N/A		
SM86-G	18	WH	TXL	3510359R1		BS8	-	N/A		
SM86-G	18	WH	TXL	3510359R1	3597143C1	1300	8	N/A		
SM86AE	18	LTGN	TXL	3510299R1	3597143C1	1300	4	N/A		
SM86AE	18	LTGN	TXL	3510299R1	3768015C1	1017	30	N/A	3768016C1	
SM86F	18	LTGN	TXL	3510299R1	3544688C1	2000	2	N/A		
SM86F	18	LTGN	TXL	3510299R1	3768015C1	1017	31	N/A	3768016C1	
SM86P	18	LTGN	TXL	3510299R1	3597143C1	1300	7	N/A		
SM86P	18	LTGN	TXL	3510299R1	3768015C1	1010	29	N/A	3768016C1	
SN86A	18	GY	TXL	3510311R1	3598706C1	1600	B1	N/A	1618846C1	1618847C1
SN86A	18	GY	TXL	3510311R1	3553649C1	1800	B12	N/A	3553650C1	
SP86BA	18	LTGN	TXL	3510299R1	3533975C1	2312	C	N/A	3534158C1	
SP86BA	18	LTGN	TXL	3510299R1	3597143C1	1300	15	N/A		
SP86CA	18	LTGN	TXL	3510299R1	3533975C1	2312	D	N/A	3534158C1	
SP86CA	18	LTGN	TXL	3510299R1	3597143C1	1300	16	N/A		
SP86DA	18	LTGN	TXL	3510299R1	3533975C1	2313	C	N/A	3534158C1	
SP86DA	18	LTGN	TXL	3510299R1	3597143C1	1300	9	N/A		
SP86EA	18	LTGN	TXL	3510299R1	3533975C1	2313	D	N/A	3534158C1	
SP86EA	18	LTGN	TXL	3510299R1	3597143C1	1300	10	N/A		
SQ86H	18	LTGN	TXL	3510299R1	3597143C1	1300	13	N/A		
SQ86H	18	LTGN	TXL	3510299R1	1667305C1	3205M	C	N/A	1661263C1	

Circuit Number	Gauge	Color	Insulation	Terminal Splice	Connector Body	Connector		Seal / Sleeve	Lock 1	Lock 2
				Number	Part Numbers	Number	Cavity			
SQ86J	18	LTGN	TXL	3510299R1	3597143C1	1300	14	N/A		
SQ86J	18	LTGN	TXL	3510299R1	1667305C1	3205M	D	N/A	1661263C1	
SQ86K	18	LTGN	TXL	3510299R1	3597143C1	1300	11	N/A		
SQ86K	18	LTGN	TXL	3510299R1	1667305C1	3206M	C	N/A	1661263C1	
SQ86L	18	LTGN	TXL	3510299R1	3597143C1	1300	12	N/A		
SQ86L	18	LTGN	TXL	3510299R1	1667305C1	3206M	D	N/A	1661263C1	
SR86A(+)	20	LTGN	TXL	3510298R1	3811207C1	2505	2	N/A		
SR86A(+)	20	LTGN	TXL	3510298R1	3600061C1	1301	15	N/A		
SR86A(-)	20	LTGN	TXL	3510298R1	3811207C1	2505	1	N/A		
SR86A(-)	20	LTGN	TXL	3510298R1	3600061C1	1301	16	N/A		
TA75A	20	LTGN	TXL	3510298R1	3768152C1	1200A	6	N/A		
TA75A	20	LTGN	TXL	3510298R1		DS28	-	2644000R1		
TA75AA	18	LTGN	TXL	3510299R1	3598706C1	1600	B15	N/A	1618846C1	1618847C1
TA75AA	18	LTGN	TXL	3510299R1		DS28	-	2644000R1		
TA75AB	18	LTGN	TXL	3510299R1	4057658C1	1200E	N	N/A		
TA75AB	18	LTGN	TXL	3510299R1		DS28	-	2644000R1		
TA75AC	12	RD	GXL	2643695R1	3768015C1	1010	14	N/A	3768016C1	
TA75AC	12	RD	GXL	2643695R1	4061870C1	1200D	A	N/A	4064677C1	
TB74	18	LTGN	TXL	3510299R1	3598706C1	1600	B5	N/A	1618846C1	1618847C1
TB74	18	LTGN	TXL	3510299R1	3595625C1	1703M	17	N/A		
TB74J	18	LTGN	TXL	3510299R1	3595624C1	1703F	17	SWS_N_REQ		
TB74J	18	LTGN	TXL	3510299R1	3590299C1	6202	B	3568570C1	1661874C1	
TC9AAJ	18	GY	TXL	3510311R1	3595624C1	1703F	35	SWS_N_REQ		
TC9AAJ	18	GY	TXL	3510311R1		PS3	-	2644000R1		
TC9AE	18	GY	TXL	3510311R1	3590299C1	6202	A	3568570C1	1661874C1	
TC9AE	18	GY	TXL	3510311R1		PS3	-	2644000R1		
TC9E	18	GY	TXL	3510311R1	3595621C1	1702	2	N/A	3598918C1	3598919C1
TC9E	18	GY	TXL	3510311R1		PS3	-	2644000R1		
TD9E	18	GY	TXL	3510311R1	3595624C1	1703F	35	SWS_N_REQ		
TD9E	18	GY	TXL	3510311R1	3595621C1	1702	2	N/A	3598918C1	3598919C1
TE94T	12	GY	TXL	3510314R1	3595623C1	1701	10	N/A		
TE94T	12	GY	TXL	3510314R1	3768010C1	1012	R1 -	7 N/A	3768011C1	

Circuit Number	Gauge	Color	Insulation	Terminal Splice	Connector Body	Connector		Seal / Sleeve	Lock 1	Lock 2
				Number	Part Numbers	Number	Cavity			
TF72V	12	GY	TXL	3510314R1	3595623C1	1701	11	N/A		
TF72V	12	GY	TXL	3510314R1	3768010C1	1012	R1 -	7 N/A	3768011C1	
TH14SC	12	RD	TXL	3510368R1	3768010C1	1012	R4 -	0 N/A	3768011C1	
TH14SC	12	RD	TXL	3510368R1	3768015C1	1017	22	N/A	3768016C1	
TH72	18	OR	TXL	3510317R1	3768010C1	1012	R4 -	5 N/A	3768011C1	
TH72	18	OR	TXL	3510317R1	3598707C1	1601	E11	N/A	1618846C1	1618847C1
TH72-GA	18	WH	TXL	3510359R1	3768010C1	1012	R4 -	6 N/A	3768011C1	
TH72-GA	18	WH	TXL	3510359R1	3613769C1	1022	9	N/A		
TH72A	12	OR	TXL	3510320R1	3768010C1	1012	R4 -	7 N/A	3768011C1	
TH72A	12	OR	TXL	3510320R1	3595623C1	1701	11	N/A		
TJ11-GAM	16	WH	TXL	3510360R1	BLUNT_SL_V	1923	D	SWS_N_REQ		
TJ11-GAM	16	WH	TXL	3510360R1	3613769C1	1022	14	N/A		
TJ14NS	12	BK	TXL	3510296R1	BLUNT_SL_V	1923	A	SWS_N_REQ		
TJ14NS	12	BK	TXL	3510296R1	3768015C1	1017	8	N/A	3768016C1	
TJ70E	10	RD	TXL	3510369R1	BLUNT_SL_V	1923	B	SWS_N_REQ		
TJ70E	10	RD	TXL	3510369R1		DS56	-	2644000R1		
TJ70ER	18	RD	TXL	3510365R1	3759005C1	1606	L	N/A	3573833C1	
TJ70ER	18	RD	TXL	3510365R1		DS56	-	2644000R1		
TJ70ET	10	RD	TXL	3510369R1	3768010C1	1011	R1 -	7 N/A	3768011C1	
TJ70ET	10	RD	TXL	3510369R1	A	DS56	-	2644000R		
TJ70T	10	RD	TXL	3510369R1	3595623C1	1701	9	N/A		
TJ70T	10	RD	TXL	3510369R1		DS56	-	2644000R1		
TJ94T	10	DKBL	TXL	3510357R1	BLUNT_SL_V	1923	C	SWS_N_REQ		
TJ94T	10	DKBL	TXL	3510357R1	3595623C1	1701	10	N/A		
TK70T	12	OR	TXL	3510320R1	3768010C1	1011	R1 -	7 N/A	3768011C1	
TK70T	12	OR	TXL	3510320R1	3595623C1	1701	9	N/A		
UA17B	18	PK	TXL	3510323R1	3710061C1	1607	B2	N/A	3539892C1	3539893C1
UA17B	18	PK	TXL	3510323R1	3553649C1	1800	D8	N/A	3553650C1	
UA97A	18	VT	TXL	3510347R1	3598706C1	1600	B4	N/A	1618846C1	1618847C1
UA97A	18	VT	TXL	3510347R1	3553649C1	1800	C11	N/A	3553650C1	
UB92#134	18	TN	TXL	3510329R1	3595621C1	1702	19	N/A	3598918C1	3598919C1
UB92#134	18	TN	TXL	3510329R1	3595624C1	1703F	21	SWS_N_REQ		

Circuit Number	Gauge	Color	Insulation	Terminal Splice	Connector Body	Connector		Seal / Sleeve	Lock 1	Lock 2
				Number	Part Numbers	Number	Cavity			
UB92#134A	18	TN	TXL	3510329R1	3595625C1	1703M	21	N/A		
UB92#134A	18	TN	TXL	3510329R1	4064551C1	7900F	B	N/A		
UB92#141	18	TN	TXL	3510329R1	3595621C1	1702	20	N/A	3598918C1	3598919C1
UB92#141	18	TN	TXL	3510329R1	3595624C1	1703F	28	SWS_N_REQ		
UB92#141A	18	TN	TXL	3510329R1	3595625C1	1703M	28	N/A		
UB92#141A	18	TN	TXL	3510329R1	3759005C1	1606	M	N/A	3573833C1	
UB92#163	16	PK	TXL	3510324R1	3595624C1	1703F	42	SWS_N_REQ		
UB92#163	16	PK	TXL	3510324R1	3595621C1	1702	8	N/A	3598918C1	3598919C1
UB92#163A	16	PK	TXL	3510324R1	3768015C1	1018	39	N/A	3768016C1	
UB92#163A	16	PK	TXL	3510324R1	3595625C1	1703M	42	N/A		
UC92-GAH	18	WH	TXL	3510359R1	3613769C1	1023	3	N/A		
UC92-GAH	18	WH	TXL	3510359R1	4064551C1	7900F	H	N/A		
UC92DC	18	TN	TXL	3510329R1	3768015C1	1010	21	N/A	3768016C1	
UC92DC	18	TN	TXL	3510329R1	4064551C1	7900F	G	N/A		
UD13A	16	PK	GXL	2643752R1	3595625C1	1703M	42	N/A		
UD13A	16	PK	GXL	2643752R1	3768015C1	1018	39	N/A	3768016C1	
UD13AJ	16	PK	GXL	2643752R1	3595621C1	1702	8	N/A	3598918C1	3598919C1
UD13AJ	16	PK	GXL	2643752R1	3595624C1	1703F	42	SWS_N_REQ		
UD14A	18	RD	TXL	3510365R1	3768015C1	1010	5	N/A	3768016C1	
UD14A	18	RD	TXL	3510365R1	3768010C1	1014	R2 -	0 N/A	3768011C1	
UD17B	18	PK	TXL	3510323R1	3768010C1	1014	R2 -	7 N/A	3768011C1	
UD17B	18	PK	TXL	3510323R1	3759005C1	1606	M	N/A	3573833C1	
UD92-GC	18	WH	TXL	3510359R1	3768010C1	1014	R2 -	5 N/A	3768011C1	
UD92-GC	18	WH	TXL	3510359R1	3595625C1	1703M	21	N/A		
UD92-GCJ	18	WH	TXL	3510359R1	3595624C1	1703F	21	SWS_N_REQ		
UD92-GCJ	18	WH	TXL	3510359R1	3595621C1	1702	19	N/A	3598918C1	3598919C1
UD92B	18	TN	TXL	3510329R1	3595625C1	1703M	28	N/A		
UD92B	18	TN	TXL	3510329R1	3768010C1	1014	R2 -	6 N/A	3768011C1	
UD92BJ	18	TN	TXL	3510329R1	3595621C1	1702	20	N/A	3598918C1	3598919C1
UD92BJ	18	TN	TXL	3510329R1	3595624C1	1703F	28	SWS_N_REQ		
UE92	18	TN	TXL	3510329R1	3595625C1	1703M	33	N/A		
UE92	18	TN	TXL	3510329R1	4064551C1	7900F	C	N/A		

Circuit Number	Gauge	Color	Insulation	Terminal Splice	Connector Body	Connector		Seal / Sleeve	Lock 1	Lock 2
				Number	Part Numbers	Number	Cavity			
UE92AA	18	GY	TXL	3510311R1	3595625C1	1703M	34	N/A		
UE92AA	18	GY	TXL	3510311R1	4064551C1	7900F	D	N/A		
UE92AJ	18	GY	TXL	3510311R1	3595621C1	1702	40	N/A	3598918C1	3598919C1
UE92AJ	18	GY	TXL	3510311R1	3595624C1	1703F	34	SWS_N_REQ		
UE92J	18	TN	TXL	3510329R1	3595621C1	1702	39	N/A	3598918C1	3598919C1
UE92J	18	TN	TXL	3510329R1	3595624C1	1703F	33	SWS_N_REQ		
UF62A	18	DKBL	TXL	3510353R1	3613769C1	1021	14	N/A		
UF62A	18	DKBL	TXL	3510353R1	3540756C1	422F	C	3568570C1	3540758C1	
UF92#141	18	TN	TXL	3510329R1	3595624C1	1703F	28	SWS_N_REQ		
UF92#141	18	TN	TXL	3510329R1	3595621C1	1702	20	N/A	3598918C1	3598919C1
UF92#141A	18	TN	TXL	3510329R1	3595625C1	1703M	28	N/A		
UF92#141A	18	TN	TXL	3510329R1	3759005C1	1606	M	N/A	3573833C1	
UF92#163	16	TN	TXL	3510330R1	3595621C1	1702	8	N/A	3598918C1	3598919C1
UF92#163	16	TN	TXL	3510330R1	3595624C1	1703F	42	SWS_N_REQ		
UF92#163A	16	TN	TXL	3510330R1	3540756C1	422F	A	1661872C1	3540758C1	
UF92#163A	16	TN	TXL	3510330R1		DS57	-	2644000R1		
UF92#163B	16	TN	TXL	3510330R1	3768015C1	1018	39	N/A	3768016C1	
UF92#163B	16	TN	TXL	3510330R1		DS57	-	2644000R1		
UF92#163C	16	TN	TXL	3510330R1	3595625C1	1703M	42	N/A		
UF92#163C	16	TN	TXL	3510330R1		DS57	-	2644000R1		
UF92-GAH	18	WH	TXL	3510359R1	3613769C1	1023	13	N/A		
UF92-GAH	18	WH	TXL	3510359R1	3540756C1	422F	D	3568570C1	3540758C1	
UF92D	18	TN	TXL	3510329R1	3598707C1	1601	E8	N/A	1618846C1	1618847C1
UF92D	18	TN	TXL	3510329R1	3540756C1	422F	B	3568570C1	3540758C1	
UG92#161	18	TN	TXL	3510329R1	3595624C1	1703F	56	SWS_N_REQ		
UG92#161	18	TN	TXL	3510329R1	3595621C1	1702	12	N/A	3598918C1	3598919C1
UG92#161A	18	TN	TXL	3510329R1	3598707C1	1601	E4	N/A	1618846C1	1618847C1
UG92#161A	18	TN	TXL	3510329R1	3595625C1	1703M	56	N/A		
UH44J	18	GY	TXL	3510311R1	1667741C1	425	C	3568570C1	1667771C1	
UH44J	18	GY	TXL	3510311R1	3595625C1	1700	47	N/A		
UH44L	18	GY	TXL	3510311R1	1667741C1	425	B	3568570C1	1667771C1	
UH44L	18	GY	TXL	3510311R1	3595625C1	1700	61	N/A		

Circuit Number	Gauge	Color	Insulation	Terminal Splice	Connector Body	Connector		Seal / Sleeve	Lock 1	Lock 2
				Number	Part Numbers	Number	Cavity			
UH91-GAH	18	WH	TXL	3510359R1	1667741C1	425	A	3568570C1	1667771C1	
UH91-GAH	18	WH	TXL	3510359R1	3613769C1	1023	9	N/A		
UJ93	18	TN	TXL	3510329R1	3595624C1	1703F	56	SWS_N_REQ		
UJ93	18	TN	TXL	3510329R1	3595621C1	1702	39	N/A	3598918C1	3598919C1
UJ93A	18	TN	TXL	3510329R1	3598705C1	1602	F11	N/A	1618846C1	1618847C1
UJ93A	18	TN	TXL	3510329R1	3595625C1	1703M	56	N/A		
UK92A	18	TN	TXL	3510329R1	3595624C1	1703F	22	SWS_N_REQ		
UK92A	18	TN	TXL	3510329R1	3595621C1	1702	1	N/A	3598918C1	3598919C1
UK92C	18	TN	TXL	3510329R1	4064551C1	7900F	B	N/A		
UK92C	18	TN	TXL	3510329R1	3595625C1	1703M	22	N/A		
UL62Z	18	DKBL	TXL	3510353R1	3613769C1	1021	2	N/A		
UL62Z	18	DKBL	TXL	3510353R1	3605446C91	1852	3	N/A		
UL92#134	18	TN	TXL	3510329R1	3595621C1	1702	19	N/A	3598918C1	3598919C1
UL92#134	18	TN	TXL	3510329R1	3595624C1	1703F	21	SWS_N_REQ		
UL92#134A	18	TN	TXL	3510329R1	3595625C1	1703M	21	N/A		
UL92#134A	18	TN	TXL	3510329R1	3605446C91	1852	11	N/A		
UL92#163	18	TN	TXL	3510329R1	3605446C91	1852	12	N/A		
UL92#163	18	TN	TXL	3510329R1	3768015C1	1018	39	N/A	3768016C1	
UL92#163A	16	PK	TXL	3510324R1	3768015C1	1015	24	N/A	3768016C1	
UL92#163A	16	PK	TXL	3510324R1	3595625C1	1703M	42	N/A		
UL92#163B	16	PK	TXL	3510324R1	3595621C1	1702	8	N/A	3598918C1	3598919C1
UL92#163B	16	PK	TXL	3510324R1	3595624C1	1703F	42	SWS_N_REQ		
UL92-GAH	18	WH	TXL	3510359R1	3613769C1	1023	3	N/A		
UL92-GAH	18	WH	TXL	3510359R1	3605446C91	1852	5	N/A		
UL92BT	18	TN	TXL	3510329R1	3605446C91	1852	13	N/A		
UL92BT	18	TN	TXL	3510329R1	3768015C1	1010	5	N/A	3768016C1	
UN62A	18	DKBL	TXL	3510353R1	3613769C1	1021	14	N/A		
UN62A	18	DKBL	TXL	3510353R1	3540756C1	7900	C	N/A	3540758C1	
UN92-GAH	18	WH	TXL	3510359R1	3613769C1	1023	13	N/A		
UN92-GAH	18	WH	TXL	3510359R1	3540756C1	7900	D	N/A	3540758C1	
UN92D	18	TN	TXL	3510329R1	3598707C1	1601	E8	N/A	1618846C1	1618847C1
UN92D	18	TN	TXL	3510329R1	3540756C1	7900	B	N/A	3540758C1	

Circuit Number	Gauge	Color	Insulation	Terminal Splice	Connector Body	Connector		Seal / Sleeve	Lock 1	Lock 2
				Number	Part Numbers	Number	Cavity			
UN92YD	16	TN	TXL	3510330R1	3540756C1	7900	A	N/A	3540758C1	
UN92YD	16	TN	TXL	3510330R1	3768015C1	1015	24	N/A	3768016C1	
VA92#117	18	TN	TXL	3510329R1	3595621C1	1702	25	N/A	3598918C1	3598919C1
VA92#117	18	TN	TXL	3510329R1	3595624C1	1703F	43	SWS_N_REQ		
VA92#117A	18	TN	TXL	3510329R1	3768010C1	1011	R3 -	6 N/A	3768011C1	
VA92#117A	18	TN	TXL	3510329R1	3598707C1	1601	E16	N/A	1618846C1	1618847C1
VA92#117B	18	TN	TXL	3510329R1	3768010C1	1011	R3 -	5 N/A	3768011C1	
VA92#117B	18	TN	TXL	3510329R1	3613769C1	1027	6	N/A		
VA92#117C	18	TN	TXL	3510329R1	3768010C1	1011	R3 -	7 N/A	3768011C1	
VA92#117C	18	TN	TXL	3510329R1	3595625C1	1703M	43	N/A		
VB62RA	18	TN	TXL	3510329R1	3613769C1	1021	7	N/A		
VB62RA	18	TN	TXL	3510329R1		DS58	-	2644000R1		
VB62RB	18	TN	TXL	3510329R1	3928059C1	423	12	N/A		
VB62RB	18	TN	TXL	3510329R1		DS58	-	2644000R1		
VB62RC	18	TN	TXL	3510329R1	3928059C1	424	12	N/A		
VB62RC	18	TN	TXL	3510329R1		DS58	-	2644000R1		
VB92#112	18	TN	TXL	3510329R1	3595624C1	1703F	62	SWS_N_REQ		
VB92#112	18	TN	TXL	3510329R1	3595621C1	1702	41	N/A	3598918C1	3598919C1
VB92#112A	18	TN	TXL	3510329R1	3519221C91	422	C	3517771C1		
VB92#112A	18	TN	TXL	3510329R1	3595625C1	1703M	62	N/A		
VB92#156	18	TN	TXL	3510329R1	3595621C1	1702	31	N/A	3598918C1	3598919C1
VB92#156	18	TN	TXL	3510329R1	3595624C1	1703F	57	SWS_N_REQ		
VB92#156A	18	TN	TXL	3510329R1	3595625C1	1703M	57	N/A		
VB92#156A	18	TN	TXL	3510329R1	3519221C91	422	B	3517771C1		
VB92#158	18	TN	TXL	3510329R1	3595621C1	1702	26	N/A	3598918C1	3598919C1
VB92#158	18	TN	TXL	3510329R1	3595624C1	1703F	58	SWS_N_REQ		
VB92#158A	18	TN	TXL	3510329R1	3595625C1	1703M	58	N/A		
VB92#158A	18	TN	TXL	3510329R1	3519221C91	422	A	3517771C1		
VB92#161	18	TN	TXL	3510329R1	3595621C1	1702	39	N/A	3598918C1	3598919C1
VB92#161	18	TN	TXL	3510329R1	3595624C1	1703F	56	SWS_N_REQ		
VB92#161A	18	TN	TXL	3510329R1	3595625C1	1703M	56	N/A		
VB92#161A	18	TN	TXL	3510329R1	3928059C1	423	4	N/A		

Circuit Number	Gauge	Color	Insulation	Terminal Splice	Connector Body	Connector		Seal / Sleeve	Lock 1	Lock 2
				Number	Part Numbers	Number	Cavity			
VB92-GAL	18	WH	TXL	3510359R1	3613769C1	1027	11	N/A		
VB92-GAL	18	WH	TXL	3510359R1	3928059C1	424	11	N/A		
VB92-GAP	18	WH	TXL	3510359R1	3613769C1	1027	9	N/A		
VB92-GAP	18	WH	TXL	3510359R1	3928059C1	423	11	N/A		
VB92RE	18	TN	TXL	3510329R1		GS5	-	2644000R1		
VB92RE	18	TN	TXL	3510329R1	587571C91	421	A	3517771C1		
VB92RF	18	TN	TXL	3510329R1		GS5	-	2644000R1		
VB92RF	18	TN	TXL	3510329R1	3928059C1	424	2	N/A		
VB92RH	18	TN	TXL	3510329R1		GS5	-	2644000R1		
VB92RH	18	TN	TXL	3510329R1	587571C91	421	C	3517771C1		
VB92RJ	18	TN	TXL	3510329R1	3928059C1	424	4	N/A		
VB92RJ	18	TN	TXL	3510329R1	587571C91	421	D	3517771C1		
VG56T	10	YL	TXL	3510339R1	3598711C1	1603	B	N/A	3573833C1	
VG56T	10	YL	TXL	3510339R1	3595623C1	1701	5	N/A		
VG57T	10	LTGN	TXL	3510303R1	3598711C1	1603	A	N/A	3573833C1	
VG57T	10	LTGN	TXL	3510303R1	3595623C1	1701	6	N/A		
VG58T	12	BN	TXL	3510308R1	3598710C1	1604	F	N/A		
VG58T	12	BN	TXL	3510308R1	3595623C1	1701	7	N/A		
VG68T	12	BN	TXL	3510308R1	3598710C1	1604	D	N/A		
VG68T	12	BN	TXL	3510308R1	3595623C1	1701	8	N/A		
VG70-GT	18	WH	TXL	3510359R1	3768010C1	1011	R1 -	5 N/A	3768011C1	
VG70-GT	18	WH	TXL	3510359R1	3613769C1	1022	11	N/A		
VG70D	18	OR	TXL	3510317R1	3768010C1	1011	R1 -	6 N/A	3768011C1	
VG70D	18	OR	TXL	3510317R1	3598707C1	1601	F15	N/A	1618846C1	1618847C1
VG70J	12	OR	TXL	3510320R1	3768010C1	1011	R1 -	0 N/A	3768011C1	
VG70J	12	OR	TXL	3510320R1	3768015C1	1010	6	N/A	3768016C1	
VH94TV	12	GY	GXL	2643783R1	3768010C1	1012	R1 -	0 N/A	3768011C1	
VH94TV	12	GY	GXL	2643783R1	3768015C1	1010	22	N/A	3768016C1	
VJ70-GT	18	WH	TXL	3510359R1	3768010C1	1011	R1 -	5 N/A	3768011C1	
VJ70-GT	18	WH	TXL	3510359R1	3613769C1	1022	11	N/A		
VJ70-GV	18	WH	TXL	3510359R1	3768010C1	1012	R5 -	5 N/A	3768011C1	
VJ70-GV	18	WH	TXL	3510359R1	3613769C1	1022	7	N/A		

Circuit Number	Gauge	Color	Insulation	Terminal Splice	Connector Body	Connector		Seal / Sleeve	Lock 1	Lock 2
				Number	Part Numbers	Number	Cavity			
VJ70D	18	OR	TXL	3510317R1		DS60	-	2644000R1		
VJ70D	18	OR	TXL	3510317R1	3598707C1	1601	F15	N/A	1618846C1	1618847C1
VJ70DA	18	OR	TXL	3510317R1		DS60	-	2644000R1		
VJ70DA	18	OR	TXL	3510317R1	3768010C1	1011	R1 -	6 N/A	3768011C1	
VJ70DB	18	OR	TXL	3510317R1		DS60	-	2644000R1		
VJ70DB	18	OR	TXL	3510317R1	3768010C1	1012	R5 -	6 N/A	3768011C1	
VJ70J	12	OR	TXL	3510320R1	3768010C1	1011	R1 -	0 N/A	3768011C1	
VJ70J	12	OR	TXL	3510320R1	3768015C1	1010	6	N/A	3768016C1	
VJ70JA	12	OR	TXL	3510320R1	3768010C1	1012	R5 -	0 N/A	3768011C1	
VJ70JA	12	OR	TXL	3510320R1	3768015C1	1018	14	N/A	3768016C1	
VK12-GCL	18	WH	TXL	3510359R1	3768010C1	1012	R4 -	5 N/A	3768011C1	
VK12-GCL	18	WH	TXL	3510359R1	3613769C1	1022	5	N/A		
VK14BA	16	RD	TXL	3510366R1	3768015C1	1017	22	N/A	3768016C1	
VK14BA	16	RD	TXL	3510366R1	3768010C1	1012	R4 -	0 N/A	3768011C1	
VL12BB	16	LTBL	TXL	3510342R1	3768010C1	1012	R4 -	7 N/A	3768011C1	
VL12BB	16	LTBL	TXL	3510342R1	3595623C1	1701	75	N/A		
VL58T	12	BN	TXL	3510308R1	3598710C1	1604	F	N/A		
VL58T	12	BN	TXL	3510308R1		AS38	-	2644000R1		
VL58TA	12	BN	TXL	3510308R1	3595623C1	1701	7	N/A		
VL58TA	12	BN	TXL	3510308R1		AS38	-	2644000R1		
VL58TB	12	BN	TXL	3510308R1	3595623C1	1701	74	N/A		
VL58TB	12	BN	TXL	3510308R1		AS38	-	2644000R1		
VL68T	12	BN	TXL	3510308R1	3598710C1	1604	D	N/A		
VL68T	12	BN	TXL	3510308R1		AS39	-	2644000R1		
VL68TA	12	BN	TXL	3510308R1	3595623C1	1701	8	N/A		
VL68TA	12	BN	TXL	3510308R1		AS39	-	2644000R1		
VL68TB	12	BN	TXL	3510308R1	3595623C1	1701	71	N/A		
VL68TB	12	BN	TXL	3510308R1		AS39	-	2644000R1		
VL70TA	12	OR	TXL	3510320R1	3768010C1	1012	R5 -	7 N/A	3768011C1	
VL70TA	12	OR	TXL	3510320R1	3595623C1	1701	72	N/A		
VM12BB	16	LTBL	TXL	3510342R1	3768010C1	1012	R4 -	7 N/A	3768011C1	
VM12BB	16	LTBL	TXL	3510342R1	2039311C9	4450M	F	1652325C		

Circuit Number	Gauge	Color	Insulation	Terminal Splice	Connector Body	Connector		Seal / Sleeve	Lock 1	Lock 2
				Number	Part Numbers	Number	Cavity			
VM58T	12	BN	TXL	3510308R1	3598710C1	1604	F	N/A		
VM58T	12	BN	TXL	3510308R1		AS38	-	2644000R1		
VM58TA	12	BN	TXL	3510308R1	3595623C1	1701	7	N/A		
VM58TA	12	BN	TXL	3510308R1		AS38	-	2644000R1		
VM58TB	12	BN	TXL	3510308R1	2039311C91	4450M	D	589391C1	2039342C1	
VM58TB	12	BN	TXL	3510308R1		AS38	-	2644000R1		
VM68T	12	BN	TXL	3510308R1	3598710C1	1604	D	N/A		
VM68T	12	BN	TXL	3510308R1		AS39	-	2644000R1		
VM68TA	12	BN	TXL	3510308R1	3595623C1	1701	8	N/A		
VM68TA	12	BN	TXL	3510308R1		AS39	-	2644000R1		
VM68TB	12	BN	TXL	3510308R1	2039311C91	4450M	A	589391C1	2039342C1	
VM68TB	12	BN	TXL	3510308R1		AS39	-	2644000R1		
VM70TA	12	OR	TXL	3510320R1	3768010C1	1012	R5 -	7 N/A	3768011C1	
VM70TA	12	OR	TXL	3510320R1	1686834C1	4460M	C	589391C1	1664408C1	
VN70-GV	18	WH	TXL	3510359R1	3768010C1	1012	R5 -	5 N/A	3768011C1	
VN70-GV	18	WH	TXL	3510359R1	3613769C1	1022	7	N/A		
VN70D	18	OR	TXL	3510317R1	3598707C1	1601	F15	N/A	1618846C1	1618847C1
VN70D	18	OR	TXL	3510317R1	3768010C1	1012	R5 -	6 N/A	3768011C1	
VN70JA	12	OR	TXL	3510320R1	3768015C1	1018	14	N/A	3768016C1	
VN70JA	12	OR	TXL	3510320R1	3768010C1	1012	R5 -	0 N/A	3768011C1	
VP12BB	16	LTBL	TXL	3510342R1	3595623C1	1701	75	N/A		
VP12BB	16	LTBL	TXL	3510342R1	3768010C1	1012	R4 -	7 N/A	3768011C1	
VP58	12	BN	TXL	3510308R1	3598710C1	1604	F	N/A		
VP58	12	BN	TXL	3510308R1		AS38	-	2644000R1		
VP58BB	12	BN	TXL	3510308R1	3595623C1	1701	74	N/A		
VP58BB	12	BN	TXL	3510308R1		AS38	-	2644000R1		
VP58T	12	BN	TXL	3510308R1	3595623C1	1701	7	N/A		
VP58T	12	BN	TXL	3510308R1		AS38	-	2644000R1		
VP68	12	BN	TXL	3510308R1	3598710C1	1604	D	N/A		
VP68	12	BN	TXL	3510308R1		AS39	-	2644000R1		
VP68BB	12	BN	TXL	3510308R1	3595623C1	1701	71	N/A		
VP68BB	12	BN	TXL	3510308R1		AS39	-	2644000R1		

Circuit Number	Gauge	Color	Insulation	Terminal Splice	Connector Body	Connector		Seal / Sleeve	Lock 1	Lock 2
				Number	Part Numbers	Number	Cavity			
VP68T	12	BN	TXL	3510308R1	3595623C1	1701	8	N/A		
VP68T	12	BN	TXL	3510308R1		AS39	-	2644000R1		
VQ042DAL	12	OR	GXL	2643755R1		DS62	-	2644000R1		
VQ042DAL	12	OR	GXL	2643755R1	4095571C1	8884E	3	N/A	3756423C1	
VQ04DAL	14	RD	TXL	3510367R1		DS62	-	2644000R1		
VQ04DAL	14	RD	TXL	3510367R1	6099041C1	8884A	4	N/A		
VQ70TA	12	OR	TXL	3510320R1		DS62	-	2644000R1		
VQ70TA	12	OR	TXL	3510320R1	3768010C1	1012	R5 -	7 N/A	3768011C1	
VQ70TB	12	OR	TXL	3510320R1		DS62	-	2644000R1		
VQ70TB	12	OR	TXL	3510320R1	3595623C1	1701	72	N/A		
VR12BB	16	LTBL	TXL	3510342R1	3768010C1	1012	R4 -	7 N/A	3768011C1	
VR12BB	16	LTBL	TXL	3510342R1	3595623C1	1701	75	N/A		
VR58T	12	BN	TXL	3510308R1		AS38	-	2644000R1		
VR58T	12	BN	TXL	3510308R1	3598710C1	1604	F	N/A		
VR58TA	12	BN	TXL	3510308R1		AS38	-	2644000R1		
VR58TA	12	BN	TXL	3510308R1	3595623C1	1701	7	N/A		
VR58TB	12	BN	TXL	3510308R1		AS38	-	2644000R1		
VR58TB	12	BN	TXL	3510308R1	3595623C1	1701	74	N/A		
VR68T	12	BN	TXL	3510308R1		AS39	-	2644000R1		
VR68T	12	BN	TXL	3510308R1	3598710C1	1604	D	N/A		
VR68TA	12	BN	TXL	3510308R1		AS39	-	2644000R1		
VR68TA	12	BN	TXL	3510308R1	3595623C1	1701	8	N/A		
VR68TB	16	BN	TXL	3510306R1		AS39	-	2644000R1		
VR68TB	16	BN	TXL	3510306R1	3595623C1	1701	71	N/A		
VS70TA	12	OR	TXL	3510320R1	3768010C1	1012	R5 -	7 N/A	3768011C1	
VS70TA	12	OR	TXL	3510320R1	3595623C1	1701	72	N/A		
VT12BB	16	LTBL	TXL	3510342R1	3768010C1	1012	R4 -	7 N/A	3768011C1	
VT12BB	16	LTBL	TXL	3510342R1	2039311C9	4450M	F	1652325C		
VT58	12	BN	TXL	3510308R1	3598710C1	1604	F	N/A		
VT58	12	BN	TXL	3510308R1		AS38	-	2644000R1		
VT58T	12	BN	TXL	3510308R1	3595623C1	1701	7	N/A		
VT58T	12	BN	TXL	3510308R1		AS38	-	2644000R1		

Circuit Number	Gauge	Color	Insulation	Terminal Splice	Connector Body	Connector		Seal / Sleeve	Lock 1	Lock 2
				Number	Part Numbers	Number	Cavity			
VT58TB	12	BN	TXL	3510308R1	2039311C91	4450M	D	589391C1	2039342C1	
VT58TB	12	BN	TXL	3510308R1		AS38	-	2644000R1		
VT68T	12	BN	TXL	3510308R1	3595623C1	1701	8	N/A		
VT68T	12	BN	TXL	3510308R1		AS39	-	2644000R1		
VT68TA	12	BN	TXL	3510308R1	3598710C1	1604	D	N/A		
VT68TA	12	BN	TXL	3510308R1		AS39	-	2644000R1		
VT68TB	12	BN	TXL	3510308R1	2039311C91	4450M	A	589391C1	2039342C1	
VT68TB	12	BN	TXL	3510308R1		AS39	-	2644000R1		
VU103A	18	LTGN	TXL	3510299R1	BLUNT_SL_V	1940	A	N/A		
VU103A	18	LTGN	TXL	3510299R1	3598705C1	1602	F14	N/A	1618846C1	1618847C1
VU103B	18	LTGN	TXL	3510299R1	BLUNT_SL_V	1940	B	N/A		
VU103B	18	LTGN	TXL	3510299R1	3598705C1	1602	F12	N/A	1618846C1	1618847C1
VU103C	18	LTGN	TXL	3510299R1	BLUNT_SL_V	1940	C	N/A		
VU103C	18	LTGN	TXL	3510299R1	3598707C1	1601	E2	N/A	1618846C1	1618847C1
VU103D	18	LTGN	TXL	3510299R1	BLUNT_SL_V	1940	D	N/A		
VU103D	18	LTGN	TXL	3510299R1	3598707C1	1601	E1	N/A	1618846C1	1618847C1
VU9ZF	18	GY	TXL	3510311R1	BLUNT_SL_V	1940	E	N/A		
VU9ZF	18	GY	TXL	3510311R1	2007315C1	1620	K	N/A	2007316C1	
VV44A	18	GY	GXL	2643673R1	BLUNT_SL_V	1941	A	N/A		
VV44A	18	GY	GXL	2643673R1	3598707C1	1601	F1	N/A	1618846C1	1618847C1
VW11-GBE	16	WH	TXL	3510360R1	3616085C1	1921	4	N/A		
VW11-GBE	16	WH	TXL	3510360R1	3613769C1	1023	6	N/A		
VW11-GEF	14	WH	TXL	3510361R1	3554818C1	1924	A	N/A	3554821C1	
VW11-GEF	14	WH	TXL	3510361R1	3613769C1	1023	14	N/A		
VW13EE	16	PK	TXL	3510324R1	3616085C1	1921	3	N/A		
VW13EE	16	PK	TXL	3510324R1	3768015C1	1015	5	N/A	3768016C1	
VW14EA	16	RD	GXL	2643760R1	3616085C1	1921	5	N/A		
VW14EA	16	RD	GXL	2643760R1	3768015C1	1010	37	N/A	3768016C1	
VW14ED	14	RD	GXL	2643686R1	3554818C1	1924	B	N/A	3554821C1	
VW14ED	14	RD	GXL	2643686R1	3768015C1	1010	24	N/A	3768016C1	
VW5CC(+)	18	YL	TXL	3572112R1	3616085C1	1921	7	N/A		
VW5CC(+)	18	YL	TXL	3572112R1	3601838C1	1025	H	N/A	3601839C1	

Circuit Number	Gauge	Color	Insulation	Terminal Splice	Connector Body	Connector		Seal / Sleeve	Lock 1	Lock 2
				Number	Part Numbers	Number	Cavity			
VW5CC(-)	18	GN	TXL	3572112R1	3616085C1	1921	2	N/A		
VW5CC(-)	18	GN	TXL	3572112R1	3601838C1	1025	E	N/A	3601839C1	
WA44	16	GY	TXL	3510312R1	3598706C1	1600	A12	N/A	1618846C1	1618847C1
WA44	16	GY	TXL	3510312R1	3553649C1	1800	B7	N/A	3553650C1	
WB70	20	RD	TXL	3510364R1	3598705C1	1602	E14	N/A	1618846C1	1618847C1
WB70	20	RD	TXL	3510364R1	3553649C1	1800	B9	N/A	3553650C1	
WB70A	20	RD	TXL	3510364R1	3598705C1	1602	E15	N/A	1618846C1	1618847C1
WB70A	20	RD	TXL	3510364R1	3553649C1	1800	A6	N/A	3553650C1	
WC40	18	GY	TXL	3510311R1	3598706C1	1600	B2	N/A	1618846C1	1618847C1
WC40	18	GY	TXL	3510311R1	3553649C1	1800	C12	N/A	3553650C1	
WC44	16	GY	TXL	3510312R1	3598707C1	1601	F1	N/A	1618846C1	1618847C1
WC44	16	GY	TXL	3510312R1	3595623C1	1701	69	N/A		
WC44D	18	GY	TXL	3510311R1	3598705C1	1602	F15	N/A	1618846C1	1618847C1
WC44D	18	GY	TXL	3510311R1	3595623C1	1701	58	N/A		
WC6	20	GY	TXL	3510310R1	3598705C1	1602	E4	N/A	1618846C1	1618847C1
WC6	20	GY	TXL	3510310R1	3553649C1	1800	B3	N/A	3553650C1	
WD44Y	16	GY	TXL	3510312R1	3595625C1	1700	47	N/A		
WD44Y	16	GY	TXL	3510312R1	3768015C1	1015	8	N/A	3768016C1	
WE24EAL	18	BK	TXL	3510293R1	6099045C1	8884B	24	N/A		
WE24EAL	18	BK	TXL	3510293R1		ES1	-	2644000R1		
WE44AA	16	GY	TXL	3510312R1	3553649C1	1800	B7	N/A	3553650C1	
WE44AA	16	GY	TXL	3510312R1		ES1	-	2644000R1		
WE44AB	16	GY	TXL	3510312R1	3598706C1	1600	A12	N/A	1618846C1	1618847C1
WE44AB	16	GY	TXL	3510312R1		ES1	-	2644000R1		
WF63	18	DKBL	TXL	3510353R1	3598710C1	1604	J	N/A		
WF63	18	DKBL	TXL	3510353R1	3544688C1	2000	4	N/A		
WG63	18	DKBL	TXL	3510353R1	3598710C1	1604	J	N/A		
WG63	18	DKBL	TXL	3510353R1		AS21	-	2644000R1		
WG63BB	18	DKBL	TXL	3510353R1	1667305C1	3205M	A	N/A	1661263C1	
WG63BB	18	DKBL	TXL	3510353R1		AS21	-	2644000R1		
WG63BC	18	DKBL	TXL	3510353R1	1667305C1	3206M	A	N/A	1661263C1	
WG63BC	18	DKBL	TXL	3510353R1		AS21	-	2644000R1		

Circuit Number	Gauge	Color	Insulation	Terminal Splice	Connector Body	Connector		Seal / Sleeve	Lock 1	Lock 2
				Number	Part Numbers	Number	Cavity			
WG63BD	18	DKBL	TXL	3510353R1	3544688C1	2000	4	N/A		
WG63BD	18	DKBL	TXL	3510353R1		AS21	-	2644000R1		
WJ63	18	DKBL	TXL	3510353R1	3598710C1	1604	J	N/A		
WJ63	18	DKBL	TXL	3510353R1		AS21	-	2644000R1		
WJ63-GC	12	WH	TXL	3510362R1	2005836C1	2600	H	N/A	2006504C1	
WJ63-GC	12	WH	TXL	3510362R1		BS8	-	N/A		
WJ63BB	18	DKBL	TXL	3510353R1	1667305C1	3205M	A	N/A	1661263C1	
WJ63BB	18	DKBL	TXL	3510353R1		AS21	-	2644000R1		
WJ63BC	18	DKBL	TXL	3510353R1	1667305C1	3206M	A	N/A	1661263C1	
WJ63BC	18	DKBL	TXL	3510353R1		AS21	-	2644000R1		
WJ63BD	18	DKBL	TXL	3510353R1	3544688C1	2000	4	N/A		
WJ63BD	18	DKBL	TXL	3510353R1		AS21	-	2644000R1		
WJ63BE	18	DKBL	TXL	3510353R1	2005836C1	2600	G	N/A	2006504C1	
WJ63BE	18	DKBL	TXL	3510353R1		AS21	-	2644000R1		
XA94	16	GY	TXL	3510312R1	3596929C1	1401	2	N/A		
XA94	16	GY	TXL	3510312R1	3595625C1	1700	27	N/A		
XA94-GA	12	WH	TXL	3510362R1		4081	1	2644038R1		
XA94-GA	12	WH	TXL	3510362R1	3596926C1	1400	1	N/A	3562309C1	
XA94A	16	GY	TXL	3510312R1	3596929C1	1401	3	N/A		
XA94A	16	GY	TXL	3510312R1	3595625C1	1700	28	N/A		
XA94AY	12	GY	TXL	3510314R1	3596926C1	1400	16	N/A	3562309C1	
XA94AY	12	GY	TXL	3510314R1	3768015C1	1010	39	N/A	3768016C1	
XA94B	16	GY	TXL	3510312R1	3596929C1	1401	1	N/A		
XA94B	16	GY	TXL	3510312R1	3595625C1	1700	29	N/A		
XA94BA	16	GY	TXL	3510312R1	3596929C1	1401	17	N/A		
XA94BA	16	GY	TXL	3510312R1	3595623C1	1701	23	N/A		
XA94BB	16	GY	TXL	3510312R1	3596929C1	1401	12	N/A		
XA94BB	16	GY	TXL	3510312R1	3595623C1	1701	24	N/A		
XA94BC	16	GY	TXL	3510312R1	3596929C1	1401	16	N/A		
XA94BC	16	GY	TXL	3510312R1	3595623C1	1701	25	N/A		
XA94BD	16	GY	TXL	3510312R1	3596929C1	1401	18	N/A		
XA94BD	16	GY	TXL	3510312R1	3595623C1	1701	17	N/A		

Circuit Number	Gauge	Color	Insulation	Terminal Splice	Connector Body	Connector		Seal / Sleeve	Lock 1	Lock 2
				Number	Part Numbers	Number	Cavity			
XA94BE	16	GY	TXL	3510312R1	3596929C1	1401	15	N/A		
XA94BE	16	GY	TXL	3510312R1	3595623C1	1701	16	N/A		
XA94BF	16	GY	TXL	3510312R1	3596926C1	1400	11	N/A	3562309C1	
XA94BF	16	GY	TXL	3510312R1	3595623C1	1701	19	N/A		
XA94BH	16	GY	TXL	3510312R1	3596926C1	1400	10	N/A	3562309C1	
XA94BH	16	GY	TXL	3510312R1	3595623C1	1701	18	N/A		
XA94BJ	16	GY	TXL	3510312R1	3596929C1	1401	13	N/A		
XA94BJ	16	GY	TXL	3510312R1	3595623C1	1701	21	N/A		
XA94BK	16	GY	TXL	3510312R1	3596929C1	1401	9	N/A		
XA94BK	16	GY	TXL	3510312R1	3595623C1	1701	22	N/A		
XA94BL	16	GY	TXL	3510312R1	3596929C1	1401	10	N/A		
XA94BL	16	GY	TXL	3510312R1	3595623C1	1701	20	N/A		
XA94C	16	GY	TXL	3510312R1	3596929C1	1401	5	N/A		
XA94C	16	GY	TXL	3510312R1	3595625C1	1700	30	N/A		
XA94D	16	GY	TXL	3510312R1	3596929C1	1401	8	N/A		
XA94D	16	GY	TXL	3510312R1	3595625C1	1700	31	N/A		
XA94E	16	GY	TXL	3510312R1	3596929C1	1401	11	N/A		
XA94E	16	GY	TXL	3510312R1	3595625C1	1700	32	N/A		
XA94F	16	GY	TXL	3510312R1	3596929C1	1401	14	N/A		
XA94F	16	GY	TXL	3510312R1	3595625C1	1700	33	N/A		
XA94H	16	GY	TXL	3510312R1	3596929C1	1401	7	N/A		
XA94H	16	GY	TXL	3510312R1	3595625C1	1700	34	N/A		
XA94J	16	GY	TXL	3510312R1	3596929C1	1401	6	N/A		
XA94J	16	GY	TXL	3510312R1	3595625C1	1700	35	N/A		
XA94K	16	GY	TXL	3510312R1	3596929C1	1401	4	N/A		
XA94K	16	GY	TXL	3510312R1	3595625C1	1700	36	N/A		
XA94V	18	GY	TXL	3510311R1	3596926C1	1400	3	N/A	3562309C1	
XA94V	18	GY	TXL	3510311R1	3768015C1	1015	37	N/A	3768016C1	
XB94BM	16	GY	TXL	3510312R1	3596926C1	1400	5	N/A	3562309C1	
XB94BM	16	GY	TXL	3510312R1	3595623C1	1701	14	N/A		
XB94BN	16	GY	TXL	3510312R1	3596926C1	1400	4	N/A	3562309C1	
XB94BN	16	GY	TXL	3510312R1	3595623C1	1701	15	N/A		

Circuit Number	Gauge	Color	Insulation	Terminal Splice	Connector Body	Connector		Seal / Sleeve	Lock 1	Lock 2
				Number	Part Numbers	Number	Cavity			
XC44A	18	GY	TXL	3510311R1	3595623C1	1701	21	N/A		
XC44A	18	GY	TXL	3510311R1	3518182C1	1109	1	N/A	3518184C1	
XC90-D	14	GY	TXL	3510313R1		4081	1	2644038R1		
XC90-D	14	GY	TXL	3510313R1		HS1	-	2644000R1		
XC90-K	18	GY	TXL	3510311R1	3595623C1	1701	60	N/A		
XC90-K	18	GY	TXL	3510311R1		HS1	-	2644000R1		
XC90-M	18	GY	TXL	3510311R1	3518182C1	1109	2	N/A	3518184C1	
XC90-M	18	GY	TXL	3510311R1		HS1	-	2644000R1		
XD90-GD	14	GY	TXL	3510313R1		4081	1	2644038R1		
XD90-GD	14	GY	TXL	3510313R1	3595623C1	1701	60	N/A		
XE94-GC	12	WH	GXL	2643787R1		4081	1	2644038R1		
XE94-GC	12	WH	GXL	2643787R1		BS28	-	2644000R1		
XE94AA	14	GY	GXL	2643782R1	3595625C1	1700	28	N/A		
XE94AA	14	GY	GXL	2643782R1		BS28	-	2644000R1		
XE94AB	14	GY	GXL	2643782R1	3595625C1	1700	27	N/A		
XE94AB	14	GY	GXL	2643782R1	3557921C1	1421	3	N/A	3562309C1	
XE94AC	18	GY	TXL	3510311R1	3595625C1	1700	30	N/A		
XE94AC	18	GY	TXL	3510311R1	3557921C1	1421	12	N/A	3562309C1	
XE94AD	18	GY	TXL	3510311R1	3595625C1	1700	31	N/A		
XE94AD	18	GY	TXL	3510311R1	3557921C1	1421	15	N/A	3562309C1	
XE94AE	18	GY	TXL	3510311R1	3595625C1	1700	32	N/A		
XE94AE	18	GY	TXL	3510311R1	3557921C1	1421	10	N/A	3562309C1	
XE94AF	18	GY	TXL	3510311R1	3595625C1	1700	33	N/A		
XE94AF	18	GY	TXL	3510311R1	3557921C1	1421	13	N/A	3562309C1	
XE94AH	14	GY	GXL	2643782R1	3595625C1	1700	36	N/A		
XE94AH	14	GY	GXL	2643782R1	3557921C1	1421	4	N/A	3562309C1	
XE94AJ	14	GY	GXL	2643782R1	3595625C1	1700	35	N/A		
XE94AJ	14	GY	GXL	2643782R1		BS28	-	2644000R1		
XE94AK	14	GY	GXL	2643782R1	3595625C1	1700	34	N/A		
XE94AK	14	GY	GXL	2643782R1	3557921C1	1421	1	N/A	3562309C1	
XE94AL	14	GY	GXL	2643782R1	3595625C1	1700	29	N/A		
XE94AL	14	GY	GXL	2643782R1	3557921C1	1421	6	N/A	3562309C1	

Circuit Number	Gauge	Color	Insulation	Terminal Splice	Connector Body	Connector		Seal / Sleeve	Lock 1	Lock 2
				Number	Part Numbers	Number	Cavity			
XE94AY	14	GY	GXL	2643782R1	3557922C1	1420	8	N/A	3549120C1	
XE94AY	14	GY	GXL	2643782R1	3768015C1	1010	39	N/A	3768016C1	
XE94G1	18	WH	TXL	3510359R1	3557922C1	1420	4	N/A	3549120C1	
XE94G1	18	WH	TXL	3510359R1		BS28	-	2644000R1		
XE94G2	16	WH	TXL	3510360R1	3557922C1	1420	9	N/A	3549120C1	
XE94G2	16	WH	TXL	3510360R1		BS28	-	2644000R1		
XE94G6	14	WH	GXL	2643689R1	3595623C1	1701	25	N/A		
XE94G6	14	WH	GXL	2643689R1		BS28	-	2644000R1		
XE94G7	14	WH	GXL	2643689R1	3595623C1	1701	24	N/A		
XE94G7	14	WH	GXL	2643689R1		BS28	-	2644000R1		
XE94V	14	GY	GXL	2643782R1	3557922C1	1420	7	N/A	3549120C1	
XE94V	14	GY	GXL	2643782R1	3768015C1	1015	37	N/A	3768016C1	
XE94WL	18	GY	TXL	3510311R1	3595623C1	1701	14	N/A		
XE94WL	18	GY	TXL	3510311R1	3557921C1	1421	11	N/A	3562309C1	
XE94WM	18	GY	TXL	3510311R1	3595623C1	1701	15	N/A		
XE94WM	18	GY	TXL	3510311R1	3557921C1	1421	14	N/A	3562309C1	
XE94WN	14	GY	GXL	2643782R1	3595623C1	1701	18	N/A		
XE94WN	14	GY	GXL	2643782R1	3557921C1	1421	5	N/A	3562309C1	
XE94WR	14	GY	GXL	2643782R1	3595623C1	1701	19	N/A		
XE94WR	14	GY	GXL	2643782R1	3557921C1	1421	2	N/A	3562309C1	
XE94WS	18	GY	TXL	3510311R1	3595623C1	1701	22	N/A		
XE94WS	18	GY	TXL	3510311R1	3557921C1	1421	17	N/A	3562309C1	
XE94WT	18	GY	TXL	3510311R1	3595623C1	1701	23	N/A		
XE94WT	18	GY	TXL	3510311R1	3557921C1	1421	18	N/A	3562309C1	
XE94WU	14	GY	TXL	3510313R1	3595623C1	1701	17	N/A		
XE94WU	14	GY	TXL	3510313R1	3557921C1	1421	9	N/A	3562309C1	
XE94WW	14	GY	GXL	2643782R1	3595623C1	1701	16	N/A		
XE94WW	14	GY	GXL	2643782R1	3557921C1	1421	8	N/A	3562309C1	
XF94SA	20	GY	TXL	3510310R1	3601838C1	1410	C	N/A	3601839C1	
XF94SA	20	GY	TXL	3510310R1	1667305C1	1820M	A	N/A	1661263C1	
XF94SAA	18	GY	TXL	3510311R1	3596927C1	1403	11	N/A		
XF94SAA	18	GY	TXL	3510311R1	3601838C1	1410	A	N/A	3601839C1	

Circuit Number	Gauge	Color	Insulation	Terminal Splice	Connector Body	Connector		Seal / Sleeve	Lock 1	Lock 2
				Number	Part Numbers	Number	Cavity			
XF94SAB	18	GY	TXL	3510311R1	3601838C1	1410	B	N/A	3601839C1	
XF94SAB	18	GY	TXL	3510311R1	3595625C1	1700	50	N/A		
XF94SB	20	GY	TXL	3510310R1	3601838C1	1410	J	N/A	3601839C1	
XF94SB	20	GY	TXL	3510310R1	1667305C1	1820M	B	N/A	1661263C1	
XF94SBA	18	GY	TXL	3510311R1	3596927C1	1403	8	N/A		
XF94SBA	18	GY	TXL	3510311R1	3601838C1	1410	G	N/A	3601839C1	
XF94SBB	18	GY	TXL	3510311R1	3601838C1	1410	H	N/A	3601839C1	
XF94SBB	18	GY	TXL	3510311R1	3595625C1	1700	42	N/A		
XF94SC	20	GY	TXL	3510310R1	3601838C1	1410	F	N/A	3601839C1	
XF94SC	20	GY	TXL	3510310R1	1667305C1	1820M	C	N/A	1661263C1	
XF94SCA	18	GY	TXL	3510311R1	3596927C1	1403	10	N/A		
XF94SCA	18	GY	TXL	3510311R1	3601838C1	1410	D	N/A	3601839C1	
XF94SCB	18	GY	TXL	3510311R1	3601838C1	1410	E	N/A	3601839C1	
XF94SCB	18	GY	TXL	3510311R1	3595625C1	1700	60	N/A		
XF94SD	20	GY	TXL	3510310R1	3601838C1	1410	M	N/A	3601839C1	
XF94SD	20	GY	TXL	3510310R1	1667305C1	1820M	D	N/A	1661263C1	
XF94SDA	18	LTGN	TXL	3510299R1	3596927C1	1403	7	N/A		
XF94SDA	18	LTGN	TXL	3510299R1	3601838C1	1410	K	N/A	3601839C1	
XF94SDB	18	GY	TXL	3510311R1	3595625C1	1700	51	N/A		
XF94SDB	18	GY	TXL	3510311R1	3601838C1	1410	L	N/A	3601839C1	
XF94SE	18	GY	TXL	3510311R1	3596927C1	1403	2	N/A		
XF94SE	18	GY	TXL	3510311R1	3553649C1	1800	D5	N/A	3553650C1	
XF94SF	18	GY	TXL	3510311R1	3596927C1	1403	5	N/A		
XF94SF	18	GY	TXL	3510311R1	3553649C1	1800	D6	N/A	3553650C1	
XF94SH	18	GY	TXL	3510311R1	3596927C1	1403	3	N/A		
XF94SH	18	GY	TXL	3510311R1	3595625C1	1700	76	N/A		
XF94SJ	16	GY	GXL	2643680R1	3596928C1	1402	5	N/A		
XF94SJ	16	GY	GXL	2643680R1	3595625C1	1700	69	N/A		
XF94SL	16	GY	GXL	2643680R1	3596927C1	1403	6	N/A		
XF94SL	16	GY	GXL	2643680R1	3595625C1	1700	73	N/A		
XF94SM	16	GY	GXL	2643680R1	3596927C1	1403	9	N/A		
XF94SM	16	GY	GXL	2643680R1	3595625C1	1700	71	N/A		

Circuit Number	Gauge	Color	Insulation	Terminal Splice	Connector Body	Connector		Seal / Sleeve	Lock 1	Lock 2
				Number	Part Numbers	Number	Cavity			
XF94SN	16	GY	GXL	2643680R1	3596927C1	1403	12	N/A		
XF94SN	16	GY	GXL	2643680R1	3595625C1	1700	72	N/A		
XF94SV	16	GY	TXL	3510312R1	3553649C1	1800	C3	N/A	3553650C1	
XF94SV	16	GY	TXL	3510312R1		PS1	-	2644000R1		
XF94SVC	16	GY	TXL	3510312R1	3595625C1	1700	75	N/A		
XF94SVC	16	GY	TXL	3510312R1		PS1	-	2644000R1		
XF94SVD	16	GY	TXL	3510312R1	3596927C1	1403	4	N/A		
XF94SVD	16	GY	TXL	3510312R1		PS1	-	2644000R1		
XF94SZC	16	GY	TXL	3510312R1	3595625C1	1700	74	N/A		
XF94SZC	16	GY	TXL	3510312R1		PS2	-	2644000R1		
XF94SZD	16	GY	TXL	3510312R1	3596927C1	1403	1	N/A		
XF94SZD	16	GY	TXL	3510312R1		PS2	-	2644000R1		
XF94SZE	16	GY	TXL	3510312R1	3553649C1	1800	C10	N/A	3553650C1	
XF94SZE	16	GY	TXL	3510312R1		PS2	-	2644000R1		
XG94SL	18	GY	TXL	3510311R1	3596927C1	1403	6	N/A		
XG94SL	18	GY	TXL	3510311R1	3595623C1	1701	46	N/A		
XG94SM	16	GY	GXL	2643680R1	3596927C1	1403	9	N/A		
XG94SM	16	GY	GXL	2643680R1	3595623C1	1701	47	N/A		
XG94SN	18	GY	TXL	3510311R1	3596927C1	1403	12	N/A		
XG94SN	18	GY	TXL	3510311R1	3595623C1	1701	48	N/A		
XH94SV	18	GY	TXL	3510311R1	3596927C1	1403	4	N/A		
XH94SV	18	GY	TXL	3510311R1	3553649C1	1800	C3	N/A	3553650C1	
XH94SZ	18	GY	TXL	3510311R1	3596927C1	1403	1	N/A		
XH94SZ	18	GY	TXL	3510311R1	3553649C1	1800	C10	N/A	3553650C1	
XJ94SK	18	GY	TXL	3510311R1	3596928C1	1402	3	N/A		
XJ94SK	18	GY	TXL	3510311R1	3595625C1	1700	70	N/A		
XK94SH	18	GY	TXL	3510311R1	3596927C1	1403	3	N/A		
XK94SH	18	GY	TXL	3510311R1	3595623C1	1701	62	N/A		
XK94SVC	18	GY	TXL	3510311R1	3595623C1	1701	61	N/A		
XK94SVC	18	GY	TXL	3510311R1		PS1	-	2644000R1		
XK94SVD	18	GY	TXL	3510311R1	3596927C1	1403	4	N/A		
XK94SVD	18	GY	TXL	3510311R1		PS1	-	2644000R1		

Circuit Number	Gauge	Color	Insulation	Terminal Splice	Connector Body	Connector		Seal / Sleeve	Lock 1	Lock 2
				Number	Part Numbers	Number	Cavity			
XK94SVE	18	GY	TXL	3510311R1	3553649C1	1800	C3	N/A	3553650C1	
XK94SVE	18	GY	TXL	3510311R1			PS1	-	2644000R1	
XK94SZC	18	GY	TXL	3510311R1	3595623C1	1701	60	N/A		
XK94SZC	18	GY	TXL	3510311R1			PS2	-	2644000R1	
XK94SZD	18	GY	TXL	3510311R1	3596927C1	1403	1	N/A		
XK94SZD	18	GY	TXL	3510311R1			PS2	-	2644000R1	
XK94SZE	18	GY	TXL	3510311R1	3553649C1	1800	C10	N/A	3553650C1	
XK94SZE	18	GY	TXL	3510311R1			PS2	-	2644000R1	
XL94SA	20	GY	TXL	3510310R1	3601838C1	1410	C	N/A	3601839C1	
XL94SA	20	GY	TXL	3510310R1	3595623C1	1701	54	N/A		
XL94SAA	18	GY	TXL	3510311R1	3601838C1	1410	A	N/A	3601839C1	
XL94SAA	18	GY	TXL	3510311R1	3596927C1	1403	11	N/A		
XL94SAB	18	GY	TXL	3510311R1	3601838C1	1410	B	N/A	3601839C1	
XL94SAB	18	GY	TXL	3510311R1	1667305C1	1820M	A	N/A	1661263C1	
XL94SB	20	GY	TXL	3510310R1	3601838C1	1410	J	N/A	3601839C1	
XL94SB	20	GY	TXL	3510310R1	3595623C1	1701	56	N/A		
XL94SBA	18	GY	TXL	3510311R1	3596927C1	1403	8	N/A		
XL94SBA	18	GY	TXL	3510311R1	3601838C1	1410	G	N/A	3601839C1	
XL94SBB	18	GY	TXL	3510311R1	3601838C1	1410	H	N/A	3601839C1	
XL94SBB	18	GY	TXL	3510311R1	1667305C1	1820M	B	N/A	1661263C1	
XL94SC	20	GY	TXL	3510310R1	3601838C1	1410	F	N/A	3601839C1	
XL94SC	20	GY	TXL	3510310R1	3595623C1	1701	55	N/A		
XL94SCA	18	GY	TXL	3510311R1	3596927C1	1403	10	N/A		
XL94SCA	18	GY	TXL	3510311R1	3601838C1	1410	D	N/A	3601839C1	
XL94SCB	18	GY	TXL	3510311R1	3601838C1	1410	E	N/A	3601839C1	
XL94SCB	18	GY	TXL	3510311R1	1667305C1	1820M	C	N/A	1661263C1	
XL94SD	20	GY	TXL	3510310R1	3601838C1	1410	M	N/A	3601839C1	
XL94SD	20	GY	TXL	3510310R1	3595623C1	1701	57	N/A		
XL94SDA	18	LTGN	TXL	3510299R1	3596927C1	1403	7	N/A		
XL94SDA	18	LTGN	TXL	3510299R1	3601838C1	1410	K	N/A	3601839C1	
XL94SDB	18	GY	TXL	3510311R1	3601838C1	1410	L	N/A	3601839C1	
XL94SDB	18	GY	TXL	3510311R1	1667305C1	1820M	D	N/A	1661263C1	

Circuit Number	Gauge	Color	Insulation	Terminal Splice	Connector Body	Connector		Seal / Sleeve	Lock 1	Lock 2
				Number	Part Numbers	Number	Cavity			
XL94SE	18	GY	TXL	3510311R1	3596927C1	1403	2	N/A		
XL94SE	18	GY	TXL	3510311R1	3553649C1	1800	D5	N/A	3553650C1	
XL94SF	18	GY	TXL	3510311R1	3596927C1	1403	5	N/A		
XL94SF	18	GY	TXL	3510311R1	3553649C1	1800	D6	N/A	3553650C1	
XL94SJ	16	GY	GXL	2643680R1	3596928C1	1402	5	N/A		
XL94SJ	16	GY	GXL	2643680R1	3595623C1	1701	49	N/A		
XM94SK	18	GY	TXL	3510311R1	3596928C1	1402	3	N/A		
XM94SK	18	GY	TXL	3510311R1	3595623C1	1701	69	N/A		
XN94AA	14	GY	GXL	2643782R1	3596928C1	1402	2	N/A		
XN94AA	14	GY	GXL	2643782R1	3595623C1	1701	61	N/A		
XN94AB	14	GY	GXL	2643782R1	3596928C1	1402	3	N/A		
XN94AB	14	GY	GXL	2643782R1	3595623C1	1701	65	N/A		
XP94AA	14	GY	GXL	2643782R1	3596928C1	1402	2	N/A		
XP94AA	14	GY	GXL	2643782R1	3595623C1	1701	61	N/A		
XP94AB	16	GY	GXL	2643680R1	3595623C1	1701	65	N/A		
XP94AB	16	GY	GXL	2643680R1		CS2	-	2644000R1		
XP94AC	16	GY	GXL	2643680R1	3596928C1	1402	3	N/A		
XP94AC	16	GY	GXL	2643680R1		CS2	-	2644000R1		
XP94SK	16	GY	GXL	2643680R1	3595625C1	1700	70	N/A		
XP94SK	16	GY	GXL	2643680R1		CS2	-	2644000R1		
XQ94AA	14	GY	GXL	2643782R1	3596928C1	1402	2	N/A		
XQ94AA	14	GY	GXL	2643782R1	3595623C1	1701	61	N/A		
XQ94AB	14	GY	GXL	2643782R1	3595623C1	1701	65	N/A		
XQ94AB	14	GY	GXL	2643782R1		BS17	-	2644000R1		
XQ94AC	16	GY	GXL	2643680R1	3596927C1	1403	3	N/A		
XQ94AC	16	GY	GXL	2643680R1		BS17	-	2644000R1		
XQ94SK	16	GY	GXL	2643680R1	3595623C1	1701	69	N/A		
XQ94SK	16	GY	GXL	2643680R1		BS17	-	2644000R1		
XR94BP	16	GY	TXL	3510312R1	3596928C1	1402	4	N/A		
XR94BP	16	GY	TXL	3510312R1	3595625C1	1700	24	N/A		
XR94BQ	16	GY	TXL	3510312R1	3596928C1	1402	14	N/A		
XR94BQ	16	GY	TXL	3510312R1	3595625C1	1700	46	N/A		

Circuit Number	Gauge	Color	Insulation	Terminal Splice	Connector Body	Connector		Seal / Sleeve	Lock 1	Lock 2
				Number	Part Numbers	Number	Cavity			
XR94BR	16	GY	TXL	3510312R1	3596928C1	1402	11	N/A		
XR94BR	16	GY	TXL	3510312R1	3595625C1	1700	45	N/A		
XR94BS	16	GY	TXL	3510312R1	3596928C1	1402	13	N/A		
XR94BS	16	GY	TXL	3510312R1	3595625C1	1700	41	N/A		
XR94BT	16	GY	TXL	3510312R1	3596928C1	1402	9	N/A		
XR94BT	16	GY	TXL	3510312R1	3595625C1	1700	39	N/A		
XR94BU	16	GY	TXL	3510312R1	3596928C1	1402	10	N/A		
XR94BU	16	GY	TXL	3510312R1	3595625C1	1700	40	N/A		
XR94BV	16	GY	TXL	3510312R1	3596928C1	1402	15	N/A		
XR94BV	16	GY	TXL	3510312R1	3595625C1	1700	49	N/A		
XR94BW	16	GY	TXL	3510312R1	3596928C1	1402	12	N/A		
XR94BW	16	GY	TXL	3510312R1	3595625C1	1700	48	N/A		
XR94BY	16	GY	TXL	3510312R1	3596928C1	1402	6	N/A		
XR94BY	16	GY	TXL	3510312R1	3595625C1	1700	37	N/A		
XR94BZ	16	GY	TXL	3510312R1	3596928C1	1402	7	N/A		
XR94BZ	16	GY	TXL	3510312R1	3595625C1	1700	38	N/A		
XS014	10	RD	TXL	3510369R1	1661747C91	6068	1	N/A		
XS014	10	RD	TXL	3510369R1		PS7	-	2644000R1		
XS090F	10	GY	TXL	3510315R1	1661747C91	6068	4	N/A		
XS090F	10	GY	TXL	3510315R1		6067	1	2644002R1		
XS14B	8	GY	GXL	2643785R1	3537133C1	6066	A	3537135C1		
XS14B	8	GY	GXL	2643785R1		PS7	-	2644000R1		
XS70	18	GY	TXL	3510311R1	3598705C1	1602	E14	N/A	1618846C1	1618847C1
XS70	18	GY	TXL	3510311R1	3553649C1	1800	B9	N/A	3553650C1	
XS90-G	16	WH	GXL	2643681R1	2036584C1	6061	B	SWS_N_REQ		
XS90-G	16	WH	GXL	2643681R1		PS5	-	2644000R1		
XS90-GA	12	WH	GXL	2643787R1		6062	1	2644038R1		
XS90-GA	12	WH	GXL	2643787R1		PS5	-	2644000R1		
XS90-GM	10	WH	GXL	2643788R1		6069	1	2644005R1		
XS90-GM	10	WH	GXL	2643788R1		PS5	-	2644000R1		
XS90A	16	GY	TXL	3510312R1	1661747C91	6068	2	N/A		
XS90A	16	GY	TXL	3510312R1		PS8	-	2644000R1		

Circuit Number	Gauge	Color	Insulation	Terminal Splice	Connector Body	Connector		Seal / Sleeve	Lock 1	Lock 2
				Number	Part Numbers	Number	Cavity			
XS90CA	16	GY	GXL	2643680R1	2036584C1	6061	A	SWS_N_REQ		
XS90CA	16	GY	GXL	2643680R1			PS6	-	2644000R1	
XS90H	14	GY	GXL	2643782R1	1667639C1	6060	A	SWS_N_REQ		
XS90H	14	GY	GXL	2643782R1		6067	1	2644002R1		
XS90HA	16	GY	GXL	2643680R1	1667639C1	6060	B	SWS_N_REQ		
XS90HA	16	GY	GXL	2643680R1	3595624C1	1703F	39	SWS_N_REQ		
XS90HB	18	GY	TXL	3510311R1	3598706C1	1600	B10	N/A	1618846C1	1618847C1
XS90HB	18	GY	TXL	3510311R1	3595625C1	1703M	39	N/A		
XS90J	18	GY	TXL	3510311R1	3598707C1	1601	F9	N/A	1618846C1	1618847C1
XS90J	18	GY	TXL	3510311R1	598839C1	6071	B	N/A		
XS90K	16	GY	TXL	3510312R1	1661747C91	6068	5	N/A		
XS90K	16	GY	TXL	3510312R1	3595624C1	1703F	9	SWS_N_REQ		
XS90KA	16	GY	TXL	3510312R1	598839C1	6071	C	N/A		
XS90KA	16	GY	TXL	3510312R1	3595625C1	1703M	9	N/A		
XS90L	16	GY	TXL	3510312R1	3602747C1	6065	1	SWS_N_REQ	3539784C1	
XS90L	16	GY	TXL	3510312R1	3595624C1	1703F	10	SWS_N_REQ		
XS90LA	16	GY	TXL	3510312R1	598839C1	6071	A	N/A		
XS90LA	16	GY	TXL	3510312R1	3595625C1	1703M	10	N/A		
XS90M	18	GY	TXL	3510311R1	3598706C1	1600	B6	N/A	1618846C1	1618847C1
XS90M	18	GY	TXL	3510311R1	3595625C1	1703M	41	N/A		
XS90MA	18	GY	TXL	3510311R1	3595624C1	1703F	41	SWS_N_REQ		
XS90MA	18	GY	TXL	3510311R1			PS8	-	2644000R1	
XS90N	16	GY	TXL	3510312R1	3602747C1	6065	2	SWS_N_REQ	3539784C1	
XS90N	16	GY	TXL	3510312R1			PS9	-	2644000R1	
XS90NA	14	GY	GXL	2643782R1	1667639C1	6070	A	SWS_N_REQ		
XS90NA	14	GY	GXL	2643782R1			PS7	-	2644000R1	
XS90NB	14	GY	GXL	2643782R1	1667639C1	6070	B	SWS_N_REQ		
XS90NB	14	GY	GXL	2643782R1			PS9	-	2644000R1	
XS90P	18	GY	GXL	2643673R1	2036583C1	6063	B	SWS_N_REQ		
XS90P	18	GY	GXL	2643673R1	3595624C1	1703F	26	SWS_N_REQ		
XS90PA	18	GY	GXL	2643673R1	3595625C1	1703M	26	N/A		
XS90PA	18	GY	GXL	2643673R1	3598705C1	1602	F16	N/A	1618846C1	1618847C1

Circuit Number	Gauge	Color	Insulation	Terminal Splice	Connector Body	Connector		Seal / Sleeve	Lock 1	Lock 2
				Number	Part Numbers	Number	Cavity			
XS94L	12	GY	TXL	3510314R1	3768015C1	1010	39	N/A	3768016C1	
XS94L	12	GY	TXL	3510314R1	3595623C1	1701	26	N/A		
XS94L(+)	18	GY	TXL	3510311R1	3595625C1	1700	30	N/A		
XS94L(+)	18	GY	TXL	3510311R1	3595623C1	1701	14	N/A		
XS94L(-)	18	GY	TXL	3510311R1	3595625C1	1700	31	N/A		
XS94L(-)	18	GY	TXL	3510311R1	3595623C1	1701	15	N/A		
XS94R(+)	18	GY	TXL	3510311R1	3595625C1	1700	35	N/A		
XS94R(+)	18	GY	TXL	3510311R1	3595623C1	1701	16	N/A		
XS94R(-)	18	GY	TXL	3510311R1	3595625C1	1700	36	N/A		
XS94R(-)	18	GY	TXL	3510311R1	3595623C1	1701	17	N/A		
XS9AB	18	GY	TXL	3510311R1	2036583C1	6063	A	SWS_N_REQ		
XS9AB	18	GY	TXL	3510311R1	3595624C1	1703F	63	SWS_N_REQ		
XS9AC	18	GY	TXL	3510311R1	3595625C1	1703M	63	N/A		
XS9AC	18	GY	TXL	3510311R1	2007315C1	1620	C	N/A	2007316C1	
XT10GV	18	WH	TXL	3510359R1	3595625C1	1700	38	N/A		
XT10GV	18	WH	TXL	3510359R1	3595623C1	1701	25	N/A		
XT3C(+)	18	DKBL	TXL	3510353R1	3595623C1	1701	19	N/A		
XT3C(+)	18	DKBL	TXL	3510353R1	2006789C1	1660	C	N/A	2006792C1	
XT3C(-)	18	GY	TXL	3510311R1	3595623C1	1701	18	N/A		
XT3C(-)	18	GY	TXL	3510311R1	2006789C1	1661	C	N/A	2006792C1	
XT40A	14	GY	TXL	3510313R1	593385C1	1873H	R1-30	N/A	593387C1	
XT40A	14	GY	TXL	3510313R1	3768015C1	1018	8	N/A	3768016C1	
XT40B	14	GY	TXL	3510313R1	593385C1	1873H	R1-87	N/A	593387C1	
XT40B	14	GY	TXL	3510313R1	3595625C1	1700	50	N/A		
XT90D	18	GY	TXL	3510311R1	3595625C1	1700	33	N/A		
XT90D	18	GY	TXL	3510311R1	3595623C1	1701	22	N/A		
XT90E	18	GY	TXL	3510311R1	3768015C1	1015	37	N/A	3768016C1	
XT90E	18	GY	TXL	3510311R1		DS67	-	2644000R1		
XT90F	18	GY	TXL	3510311R1	3595623C1	1701	24	N/A		
XT90F	18	GY	TXL	3510311R1		DS67	-	2644000R1		
XT90G	18	GY	TXL	3510311R1	593385C1	1873H	R1-86	N/A	593387C1	
XT90G	18	GY	TXL	3510311R1		DS67	-	2644000R1		

Circuit Number	Gauge	Color	Insulation	Terminal Splice	Connector Body	Connector		Seal / Sleeve	Lock 1	Lock 2
				Number	Part Numbers	Number	Cavity			
XT90HC	18	GY	TXL	3510311R1	593385C1	1873H	R1-85	N/A	593387C1	
XT90HC	18	GY	TXL	3510311R1	3613769C1	1027	7	N/A		
XT90R	18	GY	TXL	3510311R1	3595625C1	1700	32	N/A		
XT90R	18	GY	TXL	3510311R1	3595623C1	1701	23	N/A		
XU10-GV	18	WH	TXL	3510359R1	3595625C1	1700	38	N/A		
XU10-GV	18	WH	TXL	3510359R1	3595623C1	1701	25	N/A		
XU3C(+)	18	DKBL	TXL	3510353R1	3595623C1	1701	19	N/A		
XU3C(+)	18	DKBL	TXL	3510353R1	2006789C1	1660	C	N/A	2006792C1	
XU3C(-)	18	DKBL	TXL	3510353R1	3595623C1	1701	18	N/A		
XU3C(-)	18	DKBL	TXL	3510353R1	2006789C1	1661	C	N/A	2006792C1	
XU90D	18	GY	TXL	3510311R1	3595625C1	1700	33	N/A		
XU90D	18	GY	TXL	3510311R1	3595623C1	1701	22	N/A		
XU90E	18	GY	TXL	3510311R1	3768015C1	1015	37	N/A	3768016C1	
XU90E	18	GY	TXL	3510311R1	3595623C1	1701	24	N/A		
XU90R	18	GY	TXL	3510311R1	3595625C1	1700	32	N/A		
XU90R	18	GY	TXL	3510311R1	3595623C1	1701	23	N/A		
XV56	16	OR	TXL	3510318R1	3598710C1	1604	C	N/A		
XV56	16	OR	TXL	3510318R1	3595625C1	1700	14	N/A		
XV56AA	16	OR	TXL	3510318R1	3598711C1	1603	B	N/A	3573833C1	
XV56AA	16	OR	TXL	3510318R1	3543733C1	400	E	3535424C1	3543732C1	
XV56T	16	OR	TXL	3510318R1	3595623C1	1701	5	N/A		
XV56T	16	OR	TXL	3510318R1	3543733C1	400	F	3535424C1	3543732C1	
XV57	16	OR	TXL	3510318R1	3598710C1	1604	K	N/A		
XV57	16	OR	TXL	3510318R1		BS26	-	2644000R1		
XV57B	16	OR	TXL	3510318R1	3595625C1	1700	15	N/A		
XV57B	16	OR	TXL	3510318R1		BS26	-	2644000R1		
XV57C	18	OR	TXL	3510317R1	3673259C1	1942F	4	N/A	3503599C1	
XV57C	18	OR	TXL	3510317R1		BS26	-	2644000R1		
XV57T	16	OR	TXL	3510318R1	3543733C1	400	B	3535424C1	3543732C1	
XV57T	16	OR	TXL	3510318R1	3595623C1	1701	6	N/A		
XX24EAL	18	BN	TXL	3510305R1	6099045C1	8884B	24	N/A		
XX24EAL	18	BN	TXL	3510305R1		DS35	-	2644000R1		

Circuit Number	Gauge	Color	Insulation	Terminal Splice	Connector Body	Connector		Seal / Sleeve	Lock 1	Lock 2
				Number	Part Numbers	Number	Cavity			
XX44A	18	GY	TXL	3510311R1	3595623C1	1701	21	N/A		
XX44A	18	GY	TXL	3510311R1		DS35	-	2644000R1		
XX44AA	18	GY	TXL	3510311R1	3518182C1	1109A	1	N/A	3518184C1	
XX44AA	18	GY	TXL	3510311R1		DS35	-	2644000R1		
XX90-D	14	GY	TXL	3510313R1		4081	1	2644038R1		
XX90-D	14	GY	TXL	3510313R1		HS1	-	2644000R1		
XX90-K	18	GY	TXL	3510311R1	3595623C1	1701	60	N/A		
XX90-K	18	GY	TXL	3510311R1		HS1	-	2644000R1		
XX90-M	18	GY	TXL	3510311R1	3518182C1	1109A	2	N/A	3518184C1	
XX90-M	18	GY	TXL	3510311R1		HS1	-	2644000R1		
XY58DA	18	BN	TXL	3510305R1	1661201C1	3000F	A	N/A		
XY58DA	18	BN	TXL	3510305R1	2007315C1	1623	D	N/A	2007316C1	
XY58DB	18	BN	TXL	3510305R1	1661201C1	3100F	A	N/A		
XY58DB	18	BN	TXL	3510305R1	2007315C1	1623	E	N/A	2007316C1	
XZ56	16	OR	TXL	3510318R1	3598710C1	1604	C	N/A		
XZ56	16	OR	TXL	3510318R1		AS26	-	2644000R1		
XZ56AA	16	OR	TXL	3510318R1	3598711C1	1603	B	N/A	3573833C1	
XZ56AA	16	OR	TXL	3510318R1	3543733C1	400	E	3535424C1	3543732C1	
XZ56B	16	OR	TXL	3510318R1	3595625C1	1700	14	N/A		
XZ56B	16	OR	TXL	3510318R1		AS26	-	2644000R1		
XZ56D	18	OR	TXL	3510317R1	1661201C1	3000F	A	N/A		
XZ56D	18	OR	TXL	3510317R1		AS26	-	2644000R1		
XZ56T	16	OR	TXL	3510318R1	3543733C1	400	F	3535424C1	3543732C1	
XZ56T	16	OR	TXL	3510318R1	3595623C1	1701	5	N/A		
XZ57	16	OR	TXL	3510318R1	3598710C1	1604	K	N/A		
XZ57	16	OR	TXL	3510318R1		BS26	-	2644000R1		
XZ57B	16	OR	TXL	3510318R1	3595625C1	1700	15	N/A		
XZ57B	16	OR	TXL	3510318R1		BS26	-	2644000R1		
XZ57D	18	OR	TXL	3510317R1	1661201C1	3100F	A	N/A		
XZ57D	18	OR	TXL	3510317R1		BS26	-	2644000R1		
XZ57T	16	OR	TXL	3510318R1	3543733C1	400	B	3535424C1	3543732C1	
XZ57T	16	OR	TXL	3510318R1	3595623C1	1701	6	N/A		

Circuit Number	Gauge	Color	Insulation	Terminal Splice	Connector Body	Connector		Seal / Sleeve	Lock 1	Lock 2
				Number	Part Numbers	Number	Cavity			
YA67-G	16	WH	TXL	3510360R1	3613769C1	1022	6	N/A		
YA67-G	16	WH	TXL	3510360R1	3595625C1	1700	47	N/A		
YA67A	16	PK	TXL	3510324R1	3768015C1	1015	29	N/A	3768016C1	
YA67A	16	PK	TXL	3510324R1	3595625C1	1700	24	N/A		
YB67TA	18	PK	TXL	3510323R1	3768015C1	1015	39	N/A	3768016C1	
YB67TA	18	PK	TXL	3510323R1	3595623C1	1701	5	N/A		
YB67U	18	GY	GXL	2643673R1	3673259C1	1942F	3	N/A	3503599C1	
YB67U	18	GY	GXL	2643673R1	3595623C1	1701	6	N/A		
YB67V	18	GY	GXL	2643673R1	3673259C1	1942F	1	N/A	3503599C1	
YB67V	18	GY	GXL	2643673R1	3595623C1	1701	9	N/A		
YB67W	18	GY	GXL	2643673R1	3673259C1	1942F	2	N/A	3503599C1	
YB67W	18	GY	GXL	2643673R1	3595623C1	1701	10	N/A		
YC67-G	16	WH	TXL	3510360R1	3613769C1	1022	6	N/A		
YC67-G	16	WH	TXL	3510360R1	3595625C1	1700	47	N/A		
YC67A	16	PK	TXL	3510324R1	3768015C1	1015	29	N/A	3768016C1	
YC67A	16	PK	TXL	3510324R1	3595625C1	1700	20	N/A		
YD11-GBP	18	WH	TXL	3510359R1	3613769C1	1023	10	N/A		
YD11-GBP	18	WH	TXL	3510359R1		DS14	-	2644000R1		
YD11COG	18	WH	TXL	3510359R1	3540613C1	16B	D	N/A	3540615C1	
YD11COG	18	WH	TXL	3510359R1		DS14	-	2644000R1		
YD11COG1	18	WH	TXL	3510359R1	3928059C1	1126M	2	N/A		
YD11COG1	18	WH	TXL	3510359R1		DS14	-	2644000R1		
YD13COG	16	PK	TXL	3510324R1	3540613C1	16B	C	N/A	3540615C1	
YD13COG	16	PK	TXL	3510324R1		AS19	-	2644000R1		
YD14CSB	16	RD	TXL	3510366R1	3540613C1	16B	H	N/A	3540615C1	
YD14CSB	16	RD	TXL	3510366R1	3768015C1	1010	16	N/A	3768016C1	
YD5DA(+)	18	YL	TXL	3572112R1	3540613C1	16B	F	N/A	3540615C1	
YD5DA(+)	18	YL	TXL	3572112R1	3595625C1	1700	25	N/A		
YD5DA(-)	18	GN	TXL	3572112R1	3540613C1	16B	E	N/A	3540615C1	
YD5DA(-)	18	GN	TXL	3572112R1	3595625C1	1700	26	N/A		
YD62A	18	DKBL	TXL	3510353R1	3613769C1	1021	4	N/A		
YD62A	18	DKBL	TXL	3510353R1	3928059C1	1126M	12	N/A		

Circuit Number	Gauge	Color	Insulation	Terminal Splice	Connector Body	Connector		Seal / Sleeve	Lock 1	Lock 2
				Number	Part Numbers	Number	Cavity			
YD67-G	18	WH	TXL	3510359R1	3613769C1	1022	6	N/A		
YD67-G	18	WH	TXL	3510359R1	3595625C1	1700	47	N/A		
YD67A	16	PK	TXL	3510324R1	3768015C1	1015	40	N/A	3768016C1	
YD67A	16	PK	TXL	3510324R1		AS19	-	2644000R1		
YD67COG	18	GY	TXL	3510311R1	3540613C1	16B	G	N/A	3540615C1	
YD67COG	18	GY	TXL	3510311R1		DS13	-	2644000R1		
YD67COG1	18	GY	TXL	3510311R1	3928059C1	1126M	1	N/A		
YD67COG1	18	GY	TXL	3510311R1		DS13	-	2644000R1		
YD67COG2	18	GY	TXL	3510311R1	3928059C1	1126M	4	N/A		
YD67COG2	18	GY	TXL	3510311R1		DS13	-	2644000R1		
YD67NB	16	VT	TXL	3510348R1	3928059C1	1126M	11	N/A		
YD67NB	16	VT	TXL	3510348R1		DS14	-	2644000R1		
YD67Y	18	PK	TXL	3510323R1	3595625C1	1700	24	N/A		
YD67Y	18	PK	TXL	3510323R1		AS19	-	2644000R1		
YF52A	14	YL	TXL	3510337R1	3595625C1	1700	1	N/A		
YF52A	14	YL	TXL	3510337R1	3598711C1	1603	H	N/A	3573833C1	
YF52B	14	YL	TXL	3510337R1	3595625C1	1700	3	N/A		
YF52B	14	YL	TXL	3510337R1	3598711C1	1603	L	N/A	3573833C1	
YF53A	14	YL	TXL	3510337R1	3598710C1	1604	B	N/A		
YF53A	14	YL	TXL	3510337R1	3595625C1	1700	2	N/A		
YF53B	14	YL	TXL	3510337R1	3598710C1	1604	H	N/A		
YF53B	14	YL	TXL	3510337R1	3595625C1	1700	4	N/A		
YG52A	14	YL	TXL	3510337R1	3598711C1	1603	H	N/A	3573833C1	
YG52A	14	YL	TXL	3510337R1	593385C1	1873D	R1-30	N/A	593387C1	
YG52AA	14	YL	TXL	3510337R1	3595625C1	1700	1	N/A		
YG52AA	14	YL	TXL	3510337R1	593385C1	1873D	R1-87	N/A	593387C1	
YG52AC	14	YL	TXL	3510337R1	593385C1	1873D	R1-87	N/A	593387C1	
YG52AC	14	YL	TXL	3510337R1	3595625C1	1700	10	N/A		
YG52B	14	YL	TXL	3510337R1	3598711C1	1603	L	N/A	3573833C1	
YG52B	14	YL	TXL	3510337R1	593385C1	1873E	R1-30	N/A	593387C1	
YG52BA	14	YL	TXL	3510337R1	3595625C1	1700	3	N/A		
YG52BA	14	YL	TXL	3510337R1	593385C1	1873E	R1-87	N/A	593387C1	

Circuit Number	Gauge	Color	Insulation	Terminal Splice	Connector Body	Connector		Seal / Sleeve	Lock 1	Lock 2
				Number	Part Numbers	Number	Cavity			
YG52BC	14	YL	TXL	3510337R1	593385C1	1873E	R1-87	N/A	593387C1	
YG52BC	14	YL	TXL	3510337R1	3595625C1	1700	11	N/A		
YG53A	14	YL	TXL	3510337R1	3598710C1	1604	B	N/A		
YG53A	14	YL	TXL	3510337R1	593385C1	1873F	R1-30	N/A	593387C1	
YG53AA	14	YL	TXL	3510337R1	3595625C1	1700	2	N/A		
YG53AA	14	YL	TXL	3510337R1	593385C1	1873F	R1-87	N/A	593387C1	
YG53AC	14	YL	TXL	3510337R1	593385C1	1873F	R1-87	N/A	593387C1	
YG53AC	14	YL	TXL	3510337R1	3595625C1	1700	8	N/A		
YG53B	14	YL	TXL	3510337R1	3598710C1	1604	H	N/A		
YG53B	14	YL	TXL	3510337R1	593385C1	1873G	R1-30	N/A	593387C1	
YG53BA	14	YL	TXL	3510337R1	3595625C1	1700	4	N/A		
YG53BA	14	YL	TXL	3510337R1	593385C1	1873G	R1-87	N/A	593387C1	
YG53BC	14	YL	TXL	3510337R1	593385C1	1873G	R1-87	N/A	593387C1	
YG53BC	14	YL	TXL	3510337R1	3595625C1	1700	9	N/A		
YG96-GA	18	YL	TXL	3510335R1	593385C1	1873G	R1-85	N/A	593387C1	
YG96-GA	18	YL	TXL	3510335R1		HS4	-	2644000R1		
YG96-GB	18	YL	TXL	3510335R1	593385C1	1873F	R1-85	N/A	593387C1	
YG96-GB	18	YL	TXL	3510335R1		HS4	-	2644000R1		
YG96-GC	18	YL	TXL	3510335R1	593385C1	1873E	R1-85	N/A	593387C1	
YG96-GC	18	YL	TXL	3510335R1		HS4	-	2644000R1		
YG96-GD	18	YL	TXL	3510335R1	593385C1	1873D	R1-85	N/A	593387C1	
YG96-GD	18	YL	TXL	3510335R1		HS4	-	2644000R1		
YG96-GE	18	YL	TXL	3510335R1	3613769C1	1023	2	N/A		
YG96-GE	18	YL	TXL	3510335R1		HS4	-	2644000R1		
YG96A	18	YL	TXL	3510335R1	3598705C1	1602	E13	N/A	1618846C1	1618847C1
YG96A	18	YL	TXL	3510335R1		ES7	-	2644000R1		
YG96B	18	YL	TXL	3510335R1	593385C1	1873G	R1-86	N/A	593387C1	
YG96B	18	YL	TXL	3510335R1		ES7	-	2644000R1		
YG96C	18	YL	TXL	3510335R1	593385C1	1873F	R1-86	N/A	593387C1	
YG96C	18	YL	TXL	3510335R1		ES7	-	2644000R1		
YG96D	18	YL	TXL	3510335R1	593385C1	1873E	R1-86	N/A	593387C1	
YG96D	18	YL	TXL	3510335R1		ES7	-	2644000R1		

Circuit Number	Gauge	Color	Insulation	Terminal Splice	Connector Body	Connector		Seal / Sleeve	Lock 1	Lock 2
				Number	Part Numbers	Number	Cavity			
YG96E	18	YL	TXL	3510335R1	593385C1	1873D	R1-86	N/A	593387C1	
YG96E	18	YL	TXL	3510335R1		ES7	-	2644000R1		
YH57	16	OR	TXL	3510318R1	3598710C1	1604	K	N/A		
YH57	16	OR	TXL	3510318R1		BS26	-	2644000R1		
YH57B	16	OR	TXL	3510318R1	3595625C1	1700	15	N/A		
YH57B	16	OR	TXL	3510318R1		BS26	-	2644000R1		
YH57D	18	OR	TXL	3510317R1	1661201C1	3100F	A	N/A		
YH57D	18	OR	TXL	3510317R1		BS26	-	2644000R1		
YJ64A	16	YL	TXL	3510336R1	3598711C1	1603	F	N/A	3573833C1	
YJ64A	16	YL	TXL	3510336R1	3595625C1	1700	22	N/A		
YJ64B	16	YL	TXL	3510336R1	3598711C1	1603	K	N/A	3573833C1	
YJ64B	16	YL	TXL	3510336R1	3595625C1	1700	23	N/A		
YK57	16	OR	TXL	3510318R1	3598710C1	1604	K	N/A		
YK57	16	OR	TXL	3510318R1		BS26	-	2644000R1		
YK57B	16	OR	TXL	3510318R1	3595625C1	1700	15	N/A		
YK57B	16	OR	TXL	3510318R1		BS26	-	2644000R1		
YK57C	18	OR	TXL	3510317R1	3673259C1	1942F	4	N/A	3503599C1	
YK57C	18	OR	TXL	3510317R1		BS26	-	2644000R1		
YK57D	18	OR	TXL	3510317R1	1661201C1	3100F	A	N/A		
YK57D	18	OR	TXL	3510317R1		BS26	-	2644000R1		
YL56	16	OR	TXL	3510318R1	3595623C1	1701	2	N/A		
YL56	16	OR	TXL	3510318R1	3543733C1	1625	F	3535424C1	3543732C1	
YL56A	16	OR	TXL	3510318R1	3598711C1	1603	D	N/A	3573833C1	
YL56A	16	OR	TXL	3510318R1	3543733C1	1625	E	3535424C1	3543732C1	
YL57	16	OR	TXL	3510318R1	3595623C1	1701	3	N/A		
YL57	16	OR	TXL	3510318R1	3543733C1	1625	B	3535424C1	3543732C1	
YL57C	16	OR	TXL	3510318R1	3598711C1	1603	M	N/A	3573833C1	
YL57C	16	OR	TXL	3510318R1	3543733C1	1625	A	3535424C1	3543732C1	
YM56	16	OR	TXL	3510318R1	3598710C1	1604	C	N/A		
YM56	16	OR	TXL	3510318R1	3595625C1	1700	14	N/A		
YM56A	14	OR	TXL	3510319R1	3598711C1	1603	D	N/A	3573833C1	
YM56A	14	OR	TXL	3510319R1	3595623C1	1701	2	N/A		

Circuit Number	Gauge	Color	Insulation	Terminal Splice	Connector Body	Connector		Seal / Sleeve	Lock 1	Lock 2
				Number	Part Numbers	Number	Cavity			
YM57A	14	OR	TXL	3510319R1	3598711C1	1603	M	N/A	3573833C1	
YM57A	14	OR	TXL	3510319R1	3595623C1	1701	3	N/A		
YN56	18	OR	TXL	3510317R1	3598710C1	1604	C	N/A		
YN56	18	OR	TXL	3510317R1		AS26	-	2644000R1		
YN56A	14	OR	TXL	3510319R1	3598711C1	1603	D	N/A	3573833C1	
YN56A	14	OR	TXL	3510319R1	3595623C1	1701	2	N/A		
YN56B	16	OR	TXL	3510318R1	3595625C1	1700	14	N/A		
YN56B	16	OR	TXL	3510318R1		AS26	-	2644000R1		
YN56D	18	OR	TXL	3510317R1	1661201C1	3000F	A	N/A		
YN56D	18	OR	TXL	3510317R1		AS26	-	2644000R1		
YN57A	14	OR	TXL	3510319R1	3598711C1	1603	M	N/A	3573833C1	
YN57A	14	OR	TXL	3510319R1	3595623C1	1701	3	N/A		
YP54	16	BN	TXL	3510306R1	3598710C1	1604	G	N/A		
YP54	16	BN	TXL	3510306R1	2007315C1	1623	A	N/A	2007316C1	
YP54B	18	BN	TXL	3510305R1	3595625C1	1700	5	N/A		
YP54B	18	BN	TXL	3510305R1	2007315C1	1623	C	N/A	2007316C1	
YP58T	18	BN	TXL	3510305R1	3544688C1	2000	1	N/A		
YP58T	18	BN	TXL	3510305R1	2007315C1	1623	F	N/A	2007316C1	
YQ57	16	OR	TXL	3510318R1		BS26	-	2644000R1		
YQ57	16	OR	TXL	3510318R1	3598710C1	1604	K	N/A		
YQ57B	16	OR	TXL	3510318R1		BS26	-	2644000R1		
YQ57B	16	OR	TXL	3510318R1	3595625C1	1700	15	N/A		
YQ57C	18	OR	TXL	3510317R1		BS26	-	2644000R1		
YQ57C	18	OR	TXL	3510317R1	3673259C1	1942F	4	N/A	3503599C1	
YR57	16	OR	TXL	3510318R1	3595625C1	1700	15	N/A		
YR57	16	OR	TXL	3510318R1	3598710C1	1604	K	N/A		
YS54	16	BN	TXL	3510306R1	3598710C1	1604	G	N/A		
YS54	16	BN	TXL	3510306R1	2007315C1	1623	A	N/A	2007316C1	
YS54B	18	BN	TXL	3510305R1	3595625C1	1700	5	N/A		
YS54B	18	BN	TXL	3510305R1	2007315C1	1623	C	N/A	2007316C1	
YS58T	18	BN	TXL	3510305R1	3544688C1	2000	1	N/A		
YS58T	18	BN	TXL	3510305R1	2007315C1	1623	D	N/A	2007316C1	

Circuit Number	Gauge	Color	Insulation	Terminal Splice	Connector Body	Connector		Seal / Sleeve	Lock 1	Lock 2
				Number	Part Numbers	Number	Cavity			
YT56AA	16	OR	TXL	3510318R1	3598711C1	1603	B	N/A	3573833C1	
YT56AA	16	OR	TXL	3510318R1	3543733C1	400	E	3535424C1	3543732C1	
YT56B	16	OR	TXL	3510318R1	3598710C1	1604	C	N/A		
YT56B	16	OR	TXL	3510318R1	3595625C1	1700	14	N/A		
YT56T	16	OR	TXL	3510318R1	3543733C1	400	F	3535424C1	3543732C1	
YT56T	16	OR	TXL	3510318R1	3595623C1	1701	5	N/A		
YT57B	16	OR	TXL	3510318R1	3595625C1	1700	15	N/A		
YT57B	16	OR	TXL	3510318R1	3598710C1	1604	K	N/A		
YT57T	16	OR	TXL	3510318R1	3543733C1	400	B	3535424C1	3543732C1	
YT57T	16	OR	TXL	3510318R1	3595623C1	1701	6	N/A		
YU57A	16	OR	TXL	3510318R1	3598711C1	1603	A	N/A	3573833C1	
YU57A	16	OR	TXL	3510318R1	3543733C1	400	A	3535424C1	3543732C1	
YV56BB	16	YL	TXL	3510336R1	3595623C1	1701	12	N/A		
YV56BB	16	YL	TXL	3510336R1	3543733C1	1625	G	3535424C1	3543732C1	
YV56BC	16	YL	TXL	3510336R1	3595623C1	1701	42	N/A		
YV56BC	16	YL	TXL	3510336R1	3543733C1	400	H	3535424C1	3543732C1	
YV57BB	16	TN	TXL	3510330R1	3595623C1	1701	63	N/A		
YV57BB	16	TN	TXL	3510330R1	3543733C1	1625	C	3535424C1	3543732C1	
YV57BC	16	LTGN	TXL	3510300R1	3595623C1	1701	64	N/A		
YV57BC	16	LTGN	TXL	3510300R1	3543733C1	400	C	3535424C1	3543732C1	
YW11-GBJ	12	WH	TXL	3510362R1		BS8	-	N/A		
YW11-GBJ	12	WH	TXL	3510362R1	2039311C91	4450M	G	589391C1	2039342C1	
YW56BB	16	YL	TXL	3510336R1	3543733C1	1625	G	3535424C1	3543732C1	
YW56BB	16	YL	TXL	3510336R1	2039311C91	4450M	B	1652325C1	2039342C1	
YW56BC	16	YL	TXL	3510336R1	3543733C1	400	G	3535424C1	3543732C1	
YW56BC	16	YL	TXL	3510336R1	1686834C1	4460M	A	1652325C1	1664408C1	
YW57BB	16	LTGN	TXL	3510300R1	3543733C1	1625	C	3535424C1	3543732C1	
YW57BB	16	LTGN	TXL	3510300R1	2039311C91	4450M	C	1652325C1	2039342C1	
YW57BC	16	LTGN	TXL	3510300R1	3543733C1	400	C	3535424C1	3543732C1	
YW57BC	16	LTGN	TXL	3510300R1	1686834C1	4460M	B	1652325C1	1664408C1	
YX56BB	16	YL	TXL	3510336R1	3595623C1	1701	12	N/A		
YX56BB	16	YL	TXL	3510336R1	3543733C1	1625	G	3535424C1	3543732C1	

Circuit Number	Gauge	Color	Insulation	Terminal Splice	Connector Body	Connector		Seal / Sleeve	Lock 1	Lock 2
				Number	Part Numbers	Number	Cavity			
YX56BC	16	YL	TXL	3510336R1	3595623C1	1701	42	N/A		
YX56BC	16	YL	TXL	3510336R1	3543733C1	400	H	3535424C1	3543732C1	
YX57BB	16	LTGN	TXL	3510300R1	3595623C1	1701	63	N/A		
YX57BB	16	LTGN	TXL	3510300R1	3543733C1	1625	C	3535424C1	3543732C1	
YX57BC	16	LTGN	TXL	3510300R1	3595623C1	1701	64	N/A		
YX57BC	16	LTGN	TXL	3510300R1	3543733C1	400	C	3535424C1	3543732C1	
YX70B	12	YL	TXL	3510338R1	3598710C1	1604	D	N/A		
YX70B	12	YL	TXL	3510338R1	3595623C1	1701	72	N/A		
YY56	16	OR	TXL	3510318R1	3598710C1	1604	C	N/A		
YY56	16	OR	TXL	3510318R1		AS26	-	2644000R1		
YY56AA	16	OR	TXL	3510318R1	3598711C1	1603	B	N/A	3573833C1	
YY56AA	16	OR	TXL	3510318R1	3543733C1	400	E	3535424C1	3543732C1	
YY56B	16	OR	TXL	3510318R1	3595625C1	1700	14	N/A		
YY56B	16	OR	TXL	3510318R1		AS26	-	2644000R1		
YY56D	18	OR	TXL	3510317R1	1661201C1	3000F	A	N/A		
YY56D	18	OR	TXL	3510317R1		AS26	-	2644000R1		
YY56T	16	OR	TXL	3510318R1	3543733C1	400	F	3535424C1	3543732C1	
YY56T	16	OR	TXL	3510318R1	3595623C1	1701	5	N/A		
YY57	16	OR	TXL	3510318R1	3598710C1	1604	K	N/A		
YY57	16	OR	TXL	3510318R1		BS26	-	2644000R1		
YY57B	16	OR	TXL	3510318R1	3595625C1	1700	15	N/A		
YY57B	16	OR	TXL	3510318R1		BS26	-	2644000R1		
YY57C	18	OR	TXL	3510317R1	3673259C1	1942F	4	N/A	3503599C1	
YY57C	18	OR	TXL	3510317R1		BS26	-	2644000R1		
YY57D	18	OR	TXL	3510317R1	1661201C1	3100F	A	N/A		
YY57D	18	OR	TXL	3510317R1		BS26	-	2644000R1		
YY57T	16	OR	TXL	3510318R1	3543733C1	400	B	3535424C1	3543732C1	
YY57T	16	OR	TXL	3510318R1	3595623C1	1701	6	N/A		
YZ11-GBJ	12	WH	TXL	3510362R1		BS8	-	N/A		
YZ11-GBJ	12	WH	TXL	3510362R1	2039311C91	4450M	G	589391C1	2039342C1	
YZ56BB	16	YL	TXL	3510336R1	3543733C1	1625	G	3535424C1	3543732C1	
YZ56BB	16	YL	TXL	3510336R1	2039311C91	4450M	B	1652325C1	2039342C1	

Circuit Number	Gauge	Color	Insulation	Terminal Splice	Connector Body	Connector		Seal / Sleeve	Lock 1	Lock 2
				Number	Part Numbers	Number	Cavity			
YZ56BC	16	YL	TXL	3510336R1	3543733C1	400	G	3535424C1	3543732C1	
YZ56BC	16	YL	TXL	3510336R1	1686834C1	4460M	A	1652325C1	1664408C1	
YZ57BB	16	LTGN	TXL	3510300R1	3543733C1	1625	C	3535424C1	3543732C1	
YZ57BB	16	LTGN	TXL	3510300R1	2039311C91	4450M	C	1652325C1	2039342C1	
YZ57BC	16	LTGN	TXL	3510300R1	3543733C1	400	C	3535424C1	3543732C1	
YZ57BC	16	LTGN	TXL	3510300R1	1686834C1	4460M	B	1652325C1	1664408C1	
YZ70B	12	YL	TXL	3510338R1	3598710C1	1604	D	N/A		
YZ70B	12	YL	TXL	3510338R1	1686834C1	4460M	C	589391C1	1664408C1	
ZA71A	16	OR	TXL	3510318R1	3595623C1	1701	1	N/A		
ZA71A	16	OR	TXL	3510318R1	3543733C1	400	K	3535424C1	3543732C1	
ZA71BA	16	OR	TXL	3510318R1	3595624C1	1703F	66	SWS_N_REQ		
ZA71BA	16	OR	TXL	3510318R1	3595621C1	1702	6	N/A	3598918C1	3598919C1
ZA71BB	16	OR	TXL	3510318R1	3768015C1	1015	15	N/A	3768016C1	
ZA71BB	16	OR	TXL	3510318R1	3595625C1	1703M	66	N/A		
ZA71BJ	16	OR	TXL	3510318R1	3595621C1	1702	7	N/A	3598918C1	3598919C1
ZA71BJ	16	OR	TXL	3510318R1	3595624C1	1703F	44	SWS_N_REQ		
ZA71BK	16	OR	TXL	3510318R1	3595625C1	1703M	44	N/A		
ZA71BK	16	OR	TXL	3510318R1	3543733C1	400	J	3535424C1	3543732C1	
ZB50A	18	YL	TXL	3510335R1	1661259C1	1052	B	N/A	1661263C1	
ZB50A	18	YL	TXL	3510335R1	4063156C1	9	H	N/A		
ZB50B	18	YL	TXL	3510335R1	1661259C1	1052	A	N/A	1661263C1	
ZB50B	18	YL	TXL	3510335R1	4063156C1	9	E	N/A		
ZC71	16	OR	TXL	3510318R1	3768015C1	1015	15	N/A	3768016C1	
ZC71	16	OR	TXL	3510318R1		DS24	-	2644000R1		
ZC71A	18	OR	TXL	3510317R1	3768010C1	1012	R2 -	0 N/A	3768011C1	
ZC71A	18	OR	TXL	3510317R1	B	DS24	-	2644000R		
ZC71B	18	WH	TXL	3510359R1	3768010C1	1012	R2 -	6 N/A	3768011C1	
ZC71B	18	WH	TXL	3510359R1	B	DS24	-	2644000R		
ZC71BA	16	OR	TXL	3510318R1	3543733C1	400	J	3535424C1	3543732C1	
ZC71BA	16	OR	TXL	3510318R1	3768010C1	1012	R2 -	7 N/A	3768011C1	
ZC71BK	16	OR	TXL	3510318R1	3543733C1	400	K	3535424C1	3543732C1	
ZC71BK	16	OR	TXL	3510318R1	3595623C1	1701	1	N/A		

Circuit Number	Gauge	Color	Insulation	Terminal Splice	Connector Body	Connector		Seal / Sleeve	Lock 1	Lock 2
				Number	Part Numbers	Number	Cavity			
ZC92#165	18	TN	TXL	3510329R1	3595624C1	1703F	45	SWS_N_REQ		
ZC92#165	18	TN	TXL	3510329R1	3595621C1	1702	7	N/A	3598918C1	3598919C1
ZC92#165A	18	TN	TXL	3510329R1	3768010C1	1012	R2 -	5 N/A	3768011C1	
ZC92#165A	18	TN	TXL	3510329R1	3595625C1	1703M	45	N/A		
ZD50A	18	YL	TXL	3510335R1	1661259C1	1052	B	N/A	1661263C1	
ZD50A	18	YL	TXL	3510335R1	4063156C1	0009B	H	N/A		
ZD50B	18	YL	TXL	3510335R1	1661259C1	1052	A	N/A	1661263C1	
ZD50B	18	YL	TXL	3510335R1	4063156C1	0009B	E	N/A		
ZE71AD	16	OR	TXL	3510318R1	3595623C1	1701	1	N/A		
ZE71AD	16	OR	TXL	3510318R1	3543733C1	400	K	3535424C1	3543732C1	
ZG71BA	16	OR	TXL	3510318R1		BS25	-	2644000R1		
ZG71BA	16	OR	TXL	3510318R1	3595623C1	1701	1	N/A		
ZG71BB	16	OR	TXL	3510318R1		BS25	-	2644000R1		
ZG71BB	16	OR	TXL	3510318R1	3595623C1	1701	73	N/A		
ZG71BC	16	OR	TXL	3510318R1		BS25	-	2644000R1		
ZG71BC	16	OR	TXL	3510318R1	3543733C1	400	K	3535424C1	3543732C1	
ZH71	16	OR	TXL	3510318R1	3595624C1	1703F	66	SWS_N_REQ		
ZH71	16	OR	TXL	3510318R1	3595621C1	1702	6	N/A	3598918C1	3598919C1
ZH71AA	16	OR	TXL	3510318R1	3595625C1	1703M	66	N/A		
ZH71AA	16	OR	TXL	3510318R1	3768015C1	1015	15	N/A	3768016C1	
ZH71AB	16	OR	TXL	3510318R1	3595621C1	1702	7	N/A	3598918C1	3598919C1
ZH71AB	16	OR	TXL	3510318R1	3595624C1	1703F	45	SWS_N_REQ		
ZH71AC	16	OR	TXL	3510318R1	3595625C1	1703M	45	N/A		
ZH71AC	16	OR	TXL	3510318R1	3543733C1	400	J	3535424C1	3543732C1	
ZJ71	16	OR	TXL	3510318R1	3768015C1	1015	15	N/A	3768016C1	
ZJ71	16	OR	TXL	3510318R1		DS24	-	2644000R1		
ZJ71A	18	OR	TXL	3510317R1	3768010C1	1012	R2 -	0 N/A	3768011C1	
ZJ71A	18	OR	TXL	3510317R1	B	DS24	-	2644000R		
ZJ71AB	16	OR	TXL	3510318R1	3768010C1	1012	R2 -	7 N/A	3768011C1	
ZJ71AB	16	OR	TXL	3510318R1	3543733C1	400	J	3535424C	3543732C1	
ZJ71B	18	WH	TXL	3510359R1	3768010C1	1012	R2 -	6 N/A	3768011C1	
ZJ71B	18	WH	TXL	3510359R1	B	DS24	-	2644000R		

Circuit Number	Gauge	Color	Insulation	Terminal Splice	Connector Body	Connector		Seal / Sleeve	Lock 1	Lock 2
				Number	Part Numbers	Number	Cavity			
ZJ92#165	18	TN	TXL	3510329R1	3595624C1	1703F	45	SWS_N_REQ		
ZJ92#165	18	TN	TXL	3510329R1	3595621C1	1702	7	N/A	3598918C1	3598919C1
ZJ92#165A	18	TN	TXL	3510329R1	3768010C1	1012	R2 -	5 N/A	3768011C1	
ZJ92#165A	18	TN	TXL	3510329R1	3595625C1	1703M	45	N/A		
ZK71BA	16	OR	TXL	3510318R1	3595623C1	1701	1	N/A		
ZK71BA	16	OR	TXL	3510318R1		BS25	-	2644000R1		
ZK71BB	16	LTBL	TXL	3510342R1	2039311C91	4450M	E	1652325C1	2039342C1	
ZK71BB	16	LTBL	TXL	3510342R1		BS25	-	2644000R1		
ZK71CB	16	OR	TXL	3510318R1	3543733C1	400	K	3535424C1	3543732C1	
ZK71CB	16	OR	TXL	3510318R1		BS25	-	2644000R1		
ZL71	16	OR	TXL	3510318R1	3768015C1	1015	15	N/A	3768016C1	
ZL71	16	OR	TXL	3510318R1	3768010C1	1012	R2 -	0 N/A	3768011C1	
ZL71AA	18	TN	TXL	3510329R1	3595624C1	1703F	45	SWS_N_REQ		
ZL71AA	18	TN	TXL	3510329R1	3595621C1	1702	7	N/A	3598918C1	3598919C1
ZL71AB	18	TN	TXL	3510329R1	3595625C1	1703M	45	N/A		
ZL71AB	18	TN	TXL	3510329R1	3768010C1	1012	R2 -	6 N/A	3768011C1	
ZL71AC	16	OR	TXL	3510318R1	3543733C1	400	J	3535424C1	3543732C1	
ZL71AC	16	OR	TXL	3510318R1	3768010C1	1012	R2 -	7 N/A	3768011C1	
ZL71B	18	WH	TXL	3510359R1	3595625C1	1703M	1	N/A		
ZL71B	18	WH	TXL	3510359R1	3768010C1	1012	R2 -	5 N/A	3768011C1	
ZL71C	18	WH	TXL	3510359R1	3595624C1	1703F	1	SWS_N_REQ		
ZL71C	18	WH	TXL	3510359R1	3595621C1	1702	9	N/A	3598918C1	3598919C1
ZN68	16	BN	TXL	3510306R1	3595623C1	1701	4	N/A		
ZN68	16	BN	TXL	3510306R1	2007315C1	1623	G	N/A	2007316C1	
ZP68	16	BN	TXL	3510306R1	2007315C1	1623	G	N/A	2007316C1	
ZP68	16	BN	TXL	3510306R1		DS6	-	2644000R1		
ZP68A	16	BN	TXL	3510306R1	3595623C1	1701	4	N/A		
ZP68A	16	BN	TXL	3510306R1		DS6	-	2644000R1		
ZP68TB	16	BN	TXL	3510306R1	3595623C1	1701	71	N/A		
ZP68TB	16	BN	TXL	3510306R1		DS6	-	2644000R1		
ZQ68	16	BN	TXL	3510306R1	2007315C1	1623	G	N/A	2007316C1	
ZQ68	16	BN	TXL	3510306R1		GS8	-	2644000R1		

Circuit Number	Gauge	Color	Insulation	Terminal Splice	Connector Body	Connector		Seal / Sleeve	Lock 1	Lock 2
				Number	Part Numbers	Number	Cavity			
ZQ68A	16	BN	TXL	3510306R1	3595623C1	1701	4	N/A		
ZQ68A	16	BN	TXL	3510306R1		GS8	-	2644000R1		
ZQ68TB	16	BN	TXL	3510306R1	2039311C91	4450M	A	1652325C1	2039342C1	
ZQ68TB	16	BN	TXL	3510306R1		GS8	-	2644000R1		
ZR12-GA	16	WH	TXL	3510360R1	3928059C1	1106	11	N/A		
ZR12-GA	16	WH	TXL	3510360R1		MS3	-	2644000R1		
ZR12-GB	12	WH	TXL	3510362R1	3554817C1	2021	B	N/A	3554820C1	
ZR12-GB	12	WH	TXL	3510362R1		MS3	-	2644000R1		
ZR12-GC	16	WH	TXL	3510360R1	3613769C1	1027	5	N/A		
ZR12-GC	16	WH	TXL	3510360R1		MS3	-	2644000R1		
ZR12-GD	16	WH	TXL	3510360R1	3768010C1	1014	R3 -	5 N/A	3768011C1	
ZR12-GD	16	WH	TXL	3510360R1	B	MS3	-	2644000R		
ZR12-GE	18	WH	TXL	3510359R1	3928059C1	1106	9	N/A		
ZR12-GE	18	WH	TXL	3510359R1		MS3	-	2644000R1		
ZR12U	12	LTBL	TXL	3510344R1	3768010C1	1014	R3 -	7 N/A	3768011C1	
ZR12U	12	LTBL	TXL	3510344R1	3554817C1	2021	A	N/A	3554820C1	
ZR12Z	12	LTBL	TXL	3510344R1	3768010C1	1014	R3 -	0 N/A	3768011C1	
ZR12Z	12	LTBL	TXL	3510344R1	3768015C1	1017	24	N/A	3768016C1	
ZR12ZA	18	LTBL	TXL	3510341R1	3768015C1	1017	29	N/A	3768016C1	
ZR12ZA	18	LTBL	TXL	3510341R1	3928059C1	1106	2	N/A		
ZR12ZB	18	LTBL	TXL	3510341R1	3928059C1	1106	4	N/A		
ZR12ZB	18	LTBL	TXL	3510341R1	3768010C1	1014	R3 -	6 N/A	3768011C1	
ZR12ZC	18	LTBL	TXL	3510341R1	3928059C1	1106	10	N/A		
ZR12ZC	18	LTBL	TXL	3510341R1	3928059C1	1106	12	N/A		
ZR62DJ	18	DKBL	TXL	3510353R1	3928059C1	1106	12	N/A		
ZR62DJ	18	DKBL	TXL	3510353R1	3613769C1	1021	5	N/A		
ZT65	16	OR	TXL	3510318R1	3598711C1	1603	G	N/A	3573833C1	
ZT65	16	OR	TXL	3510318R1	3595623C1	1701	68	N/A		
ZU71D	18	OR	TXL	3510317R1	3598705C1	1602	F10	N/A	1618846C1	1618847C1
ZU71D	18	OR	TXL	3510317R1	3543733C1	400	M	3535424C1	3543732C1	
[MLBRN]	22	-	TXL	V-22-TXL	PAS8(1 2)		20A	2		
[MLBRN]	22	-	TXL	V-22-TXL	PAS8(1 2)		21A	2		

Circuit Number	Gauge	Color	Insulation	Terminal Splice	Connector Body	Connector	Cavity	Seal / Sleeve	Lock 1	Lock 2
				Number	Part Numbers	Number				
[MLGRN]	22	-	TXL	V-22-TXL	PAS8(1	2)	20A	3		
[MLGRN]	22	-	TXL	V-22-TXL	PAS8(1	2)	21A	3		
[MLGRY]	22	-	TXL	V-22-TXL	PAS8(1	2)	20A	5		
[MLGRY]	22	-	TXL	V-22-TXL	PAS8(1	2)	21A	5		
[MLRED]	22	-	TXL	V-22-TXL	PAS8(1	2)	20A	8		
[MLRED]	22	-	TXL	V-22-TXL	PAS8(1	2)	21A	8		
[MLWHT]	22	-	TXL	V-22-TXL	PAS8(1	2)	20A	1		
[MLWHT]	22	-	TXL	V-22-TXL	PAS8(1	2)	21A	1		
[MLYEL]	22	-	TXL	V-22-TXL	PAS8(1	2)	20A	4		
[MLYEL]	22	-	TXL	V-22-TXL	PAS8(1	2)	21A	4		
[MPBRN]	22	-	TXL	V-22-TXL	PAS8(1	2)	20A	2		
[MPBRN]	22	-	TXL	V-22-TXL	PAS8(1	2)	21A	2		
[MPGRN]	22	-	TXL	V-22-TXL	PAS8(1	2)	20A	3		
[MPGRN]	22	-	TXL	V-22-TXL	PAS8(1	2)	21A	3		
[MPGRY]	22	-	TXL	V-22-TXL	PAS8(1	2)	20A	5		
[MPGRY]	22	-	TXL	V-22-TXL	PAS8(1	2)	21A	5		
[MPRED]	22	-	TXL	V-22-TXL	PAS8(1	2)	20A	8		
[MPRED]	22	-	TXL	V-22-TXL	PAS8(1	2)	21A	8		
[MPWHT]	22	-	TXL	V-22-TXL	PAS8(1	2)	20A	1		
[MPWHT]	22	-	TXL	V-22-TXL	PAS8(1	2)	21A	1		
[MPYEL]	22	-	TXL	V-22-TXL	PAS8(1	2)	20A	4		
[MPYEL]	22	-	TXL	V-22-TXL	PAS8(1	2)	21A	4		
[SECORE]	NONE	-	NON	V-COAXWIRE	PAS2(1	2)	2A	1		
[SECORE]	NONE	-	NON	V-COAXWIRE	PAS2(1	2)	1A	1		
[SESHLD]	NONE	-	NON	V-COAXWIRE	PAS2(1	2)	2A	2		
[SESHLD]	NONE	-	NON	V-COAXWIRE	PAS2(1	2)	1A	2		
[SFCORE]	NONE	-	NON	V-COAXWIRE	PAS2(1	2)	3A	1		
[SFCORE]	NONE	-	NON	V-COAXWIRE	PAS2(1	2)	4A	1		
[SFSHLD]	NONE	-	NON	V-COAXWIRE	PAS2(1	2)	3A	2		
[SFSHLD]	NONE	-	NON	V-COAXWIRE	PAS2(1	2)	4A	2		
[XS90B]	16	-	GXL	V-16-GXL	PAS2(A	B)	6064	B		
[XS90B]	16	-	GXL	V-16-GXL		PS8	-	2644000R1		

Circuit Number	Gauge	Color	Insulation	Terminal Splice	Connector Body	Connector		Seal / Sleeve	Lock 1	Lock 2
				Number	Part Numbers	Number	Cavity			
[XS90C]	16	-	GXL	V-16-GXL	PAS2(A	B)	6064	A		
[XS90C]	16	-	GXL	V-16-GXL		PS6	-	2644000R1		
BB102A	18	YL	TXL	3510335R1	3612512C1	1800F	A8	N/A	3612513C1	3553652C1
BB102A	18	YL	TXL	3510335R1	3539212C1	1810	4	N/A		
BB52A	18	YL	TXL	3510335R1	3612512C1	1800F	A7	N/A	3612513C1	3553652C1
BB52A	18	YL	TXL	3510335R1	3539212C1	1810	3	N/A		
BB56A	18	OR	TXL	3510317R1	3612512C1	1800F	A1	N/A	3612513C1	3553652C1
BB56A	18	OR	TXL	3510317R1	3539212C1	1810	1	N/A		
BB57A	18	OR	TXL	3510317R1	3612512C1	1800F	A2	N/A	3612513C1	3553652C1
BB57A	18	OR	TXL	3510317R1	3539212C1	1810	2	N/A		
BB82	18	GY	TXL	3510311R1	3612512C1	1800F	C9	N/A	3612513C1	3553652C1
BB82	18	GY	TXL	3510311R1	3539212C1	1810	8	N/A		
BB82A	18	GY	TXL	3510311R1	3612512C1	1800F	C1	N/A	3612513C1	3553652C1
BB82A	18	GY	TXL	3510311R1	3539212C1	1810	11	N/A		
BB82B	18	GY	TXL	3510311R1	3612512C1	1800F	B1	N/A	3612513C1	3553652C1
BB82B	18	GY	TXL	3510311R1	3539212C1	1810	5	N/A		
BB87A	18	GY	TXL	3510311R1	3612512C1	1800F	A5	N/A	3612513C1	3553652C1
BB87A	18	GY	TXL	3510311R1	3539212C1	1810	12	N/A		
BB97P	18	VT/BK	GXL	4092323R1	3612512C1	1800F	C5	N/A	3612513C1	3553652C1
BB97P	18	VT/BK	GXL	4092323R1	1673744C1	1804	3	N/A		
BB97Y	18	VT	GXL	2643718R1	3612512C1	1800F	B4	N/A	3612513C1	3553652C1
BB97Y	18	VT	GXL	2643718R1	1673744C1	1804	2	N/A		
BB99E	18	VT/BK	GXL	4092323R1	3612512C1	1800F	C6	N/A	3612513C1	3553652C1
BB99E	18	VT/BK	GXL	4092323R1	1673744C1	1804	6	N/A		
BB99U	18	VT/WH	GXL	4092319R1	3612512C1	1800F	B5	N/A	3612513C1	3553652C1
BB99U	18	VT/WH	GXL	4092319R1	1673744C1	1804	4	N/A		
BB99V	18	VT/WH	GXL	4092319R1	3612512C1	1800F	C4	N/A	3612513C1	3553652C1
BB99V	18	VT/WH	GXL	4092319R1	1673744C1	1804	1	N/A		
BB99W	18	VT	GXL	2643718R1	3612512C1	1800F	B6	N/A	3612513C1	3553652C1
BB99W	18	VT	GXL	2643718R1	1673744C1	1804	5	N/A		
BD5FA(+)	18	YL	TXL	3572112R1	4064551C1	1825F	E	N/A		
BD5FA(+)	18	YL	TXL	3572112R1	4064552C1	7900M	E	N/A		

Circuit Number	Gauge	Color	Insulation	Terminal Splice	Connector Body	Connector		Seal / Sleeve	Lock 1	Lock 2
				Number	Part Numbers	Number	Cavity			
BD5FA(-)	18	GN	TXL	3572112R1	4064551C1	1825F	F	N/A		
BD5FA(-)	18	GN	TXL	3572112R1	4064552C1	7900M	F	N/A		
BD62DC	18	DKBL	TXL	3510353R1	4064551C1	1825F	G	N/A		
BD62DC	18	DKBL	TXL	3510353R1	4064552C1	7900M	G	N/A		
BD92	18	TN	TXL	3510329R1	4064551C1	1825F	C	N/A		
BD92	18	TN	TXL	3510329R1	4064552C1	7900M	C	N/A		
BD92#134	18	TN	TXL	3510329R1	4064551C1	1825F	B	N/A		
BD92#134	18	TN	TXL	3510329R1	4064552C1	7900M	B	N/A		
BD92-GAH	18	WH	TXL	3510359R1	4064551C1	1825F	H	N/A		
BD92-GAH	18	WH	TXL	3510359R1	4064552C1	7900M	H	N/A		
BD9ZA	18	GY	TXL	3510311R1	4064551C1	1825F	D	N/A		
BD9ZA	18	GY	TXL	3510311R1	4064552C1	7900M	D	N/A		
BE11-GAA	18	WH	TXL	3510359R1	3612512C1	1800F	A3	N/A	3612513C1	3553652C1
BE11-GAA	18	WH	TXL	3510359R1		SDS1	-	2644000R1		
BE62-GDD	18	WH	TXL	3510359R1	3608496C1	1802	6	N/A		
BE62-GDD	18	WH	TXL	3510359R1		SDS1	-	2644000R1		
BE62DD	20	DKBL	TXL	3510352R1	3612512C1	1800F	D3	N/A	3612513C1	3553652C1
BE62DD	20	DKBL	TXL	3510352R1	3608496C1	1802	5	N/A		
BE85A	20	GY	TXL	3510310R1	3612512C1	1800F	B10	N/A	3612513C1	3553652C1
BE85A	20	GY	TXL	3510310R1	3608496C1	1802	3	N/A		
BE87-G	18	WH	TXL	3510359R1	3539212C1	1810	6	N/A		
BE87-G	18	WH	TXL	3510359R1		SDS1	-	2644000R1		
BF11-GAA	18	WH	TXL	3510359R1	3612512C1	1800F	A3	N/A	3612513C1	3553652C1
BF11-GAA	18	WH	TXL	3510359R1	3539212C1	1810	6	N/A		
BF62DD	20	DKBL	TXL	3510352R1	3612512C1	1800F	D3	N/A	3612513C1	3553652C1
BF62DD	20	DKBL	TXL	3510352R1	3547870C1	1809	C	N/A	3515764C1	
BF85B	20	GY	TXL	3510310R1	3612512C1	1800F	B10	N/A	3612513C1	3553652C1
BF85B	20	GY	TXL	3510310R1	3547870C1	1809	B	N/A	3515764C1	
BF97	20	GY	TXL	3510310R1	3612512C1	1800F	B12	N/A	3612513C1	3553652C1
BF97	20	GY	TXL	3510310R1	3547870C1	1809	A	N/A	3515764C1	
BG11-GAA	18	WH	TXL	3510359R1	3612512C1	1800F	A3	N/A	3612513C1	3553652C1
BG11-GAA	18	WH	TXL	3510359R1	3539212C1	1810	6	N/A		

Circuit Number	Gauge	Color	Insulation	Terminal Splice	Connector Body	Connector		Seal / Sleeve	Lock 1	Lock 2
				Number	Part Numbers	Number	Cavity			
BG40	18	GY	TXL	3510311R1	3612512C1	1800F	C12	N/A	3612513C1	3553652C1
BG40	18	GY	TXL	3510311R1	1678137C1	1811	C	N/A		
BG40A	18	GY	TXL	3510311R1	1678137C1	1812	C	N/A		
BG40A	18	GY	TXL	3510311R1	3612512C1	1800F	B2	N/A	3612513C1	3553652C1
BG40F	18	GY	TXL	3510311R1	3612512C1	1800F	C2	N/A	3612513C1	3553652C1
BG40F	18	GY	TXL	3510311R1	1678137C1	1822	C	N/A		
BG44BB	18	GY	TXL	3510311R1	3612512C1	1800F	B7	N/A	3612513C1	3553652C1
BG44BB	18	GY	TXL	3510311R1	1661777C1	1813	C	N/A	1661873C1	
BG62DD	20	DKBL	TXL	3510352R1	3612512C1	1800F	D3	N/A	3612513C1	3553652C1
BG62DD	20	DKBL	TXL	3510352R1	3547870C1	1809	C	N/A	3515764C1	
BG6H	18	GY	GXL	2643673R1	3612512C1	1800F	B3	N/A	3612513C1	3553652C1
BG6H	18	GY	GXL	2643673R1		SCS1	-	2644000R1		
BG6HA	18	GY	TXL	3510311R1	1678137C1	1812	B	N/A		
BG6HA	18	GY	TXL	3510311R1		SCS1	-	2644000R1		
BG6HB	18	GY	TXL	3510311R1	1678137C1	1811	B	N/A		
BG6HB	18	GY	TXL	3510311R1		SCS1	-	2644000R1		
BG6HC	18	GY	TXL	3510311R1	1678137C1	1822	B	N/A		
BG6HC	18	GY	TXL	3510311R1		SCS1	-	2644000R1		
BG70	18	OR	TXL	3510317R1	3612512C1	1800F	B9	N/A	3612513C1	3553652C1
BG70	18	OR	TXL	3510317R1	1661777C1	1824	C	N/A	1661873C1	
BG70A	18	OR	TXL	3510317R1	3612512C1	1800F	A6	N/A	3612513C1	3553652C1
BG70A	18	OR	TXL	3510317R1	1661777C1	1823	C	N/A	1661873C1	
BG85B	20	GY	TXL	3510310R1	3612512C1	1800F	B10	N/A	3612513C1	3553652C1
BG85B	20	GY	TXL	3510310R1	3547870C1	1809	B	N/A	3515764C1	
BG97	20	GY	TXL	3510310R1	3612512C1	1800F	B12	N/A	3612513C1	3553652C1
BG97	20	GY	TXL	3510310R1	3547870C1	1809	A	N/A	3515764C1	
BG9R	18	GY	TXL	3510311R1	3547870C1	1809	D	N/A	3515764C1	
BG9R	18	GY	TXL	3510311R1		SCS2	-	2644000R1		
BG9S	18	GY	TXL	3510311R1	3539212C1	1810	7	N/A		
BG9S	18	GY	TXL	3510311R1		SCS2	-	2644000R1		
BG9V	18	GY	GXL	2643673R1	3612512C1	1800F	A4	N/A	3612513C1	3553652C1
BG9V	18	GY	GXL	2643673R1		SCS2	-	2644000R1		

Circuit Number	Gauge	Color	Insulation	Terminal Splice	Connector Body	Connector		Seal / Sleeve	Lock 1	Lock 2
				Number	Part Numbers	Number	Cavity			
BG9VC	18	GY	TXL	3510311R1	1678137C1	1811	A	N/A		
BG9VC	18	GY	TXL	3510311R1		SCS2	-	2644000R1		
BG9VD	18	GY	TXL	3510311R1	1661777C1	1813	D	N/A	1661873C1	
BG9VD	18	GY	TXL	3510311R1		SCS2	-	2644000R1		
BG9VE	18	GY	TXL	3510311R1	1678137C1	1812	A	N/A		
BG9VE	18	GY	TXL	3510311R1		SCS2	-	2644000R1		
BG9VF	18	GY	TXL	3510311R1	1678137C1	1822	A	N/A		
BG9VF	18	GY	TXL	3510311R1		SCS2	-	2644000R1		
BG9VG	18	GY	TXL	3510311R1	1661777C1	1823	D	N/A	1661873C1	
BG9VG	18	GY	TXL	3510311R1		SCS2	-	2644000R1		
BG9VH	18	GY	TXL	3510311R1	1661777C1	1824	D	N/A	1661873C1	
BG9VH	18	GY	TXL	3510311R1		SCS2	-	2644000R1		
BL100	20	GY	TXL	3510310R1	3612512C1	1800F	B11	N/A	3612513C1	3553652C1
BL100	20	GY	TXL	3510310R1	3608496C1	1802	2	N/A		
BL11-GAA	18	WH	GXL	2643674R1	3612512C1	1800F	A3	N/A	3612513C1	3553652C1
BL11-GAA	18	WH	GXL	2643674R1		SDS1	-	2644000R1		
BL40	18	GY	TXL	3510311R1	3612512C1	1800F	C12	N/A	3612513C1	3553652C1
BL40	18	GY	TXL	3510311R1	1678137C1	1811	C	N/A		
BL40A	18	GY	TXL	3510311R1	3612512C1	1800F	B2	N/A	3612513C1	3553652C1
BL40A	18	GY	TXL	3510311R1	1678137C1	1812	C	N/A		
BL40F	18	GY	TXL	3510311R1	3612512C1	1800F	C2	N/A	3612513C1	3553652C1
BL40F	18	GY	TXL	3510311R1	1678137C1	1822	C	N/A		
BL44BB	18	GY	TXL	3510311R1	3612512C1	1800F	B7	N/A	3612513C1	3553652C1
BL44BB	18	GY	TXL	3510311R1	1661777C1	1813	C	N/A	1661873C1	
BL62-GDD	18	WH	TXL	3510359R1	3608496C1	1802	6	N/A		
BL62-GDD	18	WH	TXL	3510359R1		SDS1	-	2644000R1		
BL62DD	20	DKBL	TXL	3510352R1	3612512C1	1800F	D3	N/A	3612513C1	3553652C1
BL62DD	20	DKBL	TXL	3510352R1	3608496C1	1802	5	N/A		
BL6H	18	GY	GXL	2643673R1	3612512C1	1800F	B3	N/A	3612513C1	3553652C1
BL6H	18	GY	GXL	2643673R1		SCS1	-	2644000R1		
BL6HA	18	GY	TXL	3510311R1	1678137C1	1812	B	N/A		
BL6HA	18	GY	TXL	3510311R1		SCS1	-	2644000R1		

Circuit Number	Gauge	Color	Insulation	Terminal Splice	Connector Body	Connector		Seal / Sleeve	Lock 1	Lock 2
				Number	Part Numbers	Number	Cavity			
BL6HB	18	GY	TXL	3510311R1	1678137C1	1811	B	N/A		
BL6HB	18	GY	TXL	3510311R1		SCS1	-	2644000R1		
BL6HC	18	GY	TXL	3510311R1	1678137C1	1822	B	N/A		
BL6HC	18	GY	TXL	3510311R1		SCS1	-	2644000R1		
BL70	18	OR	TXL	3510317R1	3612512C1	1800F	B9	N/A	3612513C1	3553652C1
BL70	18	OR	TXL	3510317R1	1661777C1	1824	C	N/A	1661873C1	
BL70A	18	OR	TXL	3510317R1	3612512C1	1800F	A6	N/A	3612513C1	3553652C1
BL70A	18	OR	TXL	3510317R1	1661777C1	1823	C	N/A	1661873C1	
BL85A	20	GY	TXL	3510310R1	3612512C1	1800F	B10	N/A	3612513C1	3553652C1
BL85A	20	GY	TXL	3510310R1	3608496C1	1802	3	N/A		
BL87-G	18	WH	TXL	3510359R1	3539212C1	1810	6	N/A		
BL87-G	18	WH	TXL	3510359R1		SDS1	-	2644000R1		
BL97	20	GY	TXL	3510310R1	3612512C1	1800F	B12	N/A	3612513C1	3553652C1
BL97	20	GY	TXL	3510310R1	3608496C1	1802	1	N/A		
BL9S	18	GY	TXL	3510311R1	3539212C1	1810	7	N/A		
BL9S	18	GY	TXL	3510311R1		SCS2	-	2644000R1		
BL9V	18	GY	GXL	2643673R1	3612512C1	1800F	A4	N/A	3612513C1	3553652C1
BL9V	18	GY	GXL	2643673R1		SCS2	-	2644000R1		
BL9VA	20	GY	TXL	3510310R1	3608496C1	1802	4	N/A		
BL9VA	20	GY	TXL	3510310R1		SCS2	-	2644000R1		
BL9VC	18	GY	TXL	3510311R1	1678137C1	1811	A	N/A		
BL9VC	18	GY	TXL	3510311R1		SCS2	-	2644000R1		
BL9VD	18	GY	TXL	3510311R1	1661777C1	1813	D	N/A	1661873C1	
BL9VD	18	GY	TXL	3510311R1		SCS2	-	2644000R1		
BL9VE	18	GY	TXL	3510311R1	1678137C1	1812	A	N/A		
BL9VE	18	GY	TXL	3510311R1		SCS2	-	2644000R1		
BL9VF	18	GY	TXL	3510311R1	1678137C1	1822	A	N/A		
BL9VF	18	GY	TXL	3510311R1		SCS2	-	2644000R1		
BL9VG	18	GY	TXL	3510311R1	1661777C1	1823	D	N/A	1661873C1	
BL9VG	18	GY	TXL	3510311R1		SCS2	-	2644000R1		
BL9VH	18	GY	TXL	3510311R1	1661777C1	1824	D	N/A	1661873C1	
BL9VH	18	GY	TXL	3510311R1		SCS2	-	2644000R1		

Circuit Number	Gauge	Color	Insulation	Terminal Splice	Connector Body	Connector		Seal / Sleeve	Lock 1	Lock 2
				Number	Part Numbers	Number	Cavity			
BN94SA	20	GY	TXL	3510310R1	3601800C1	1821	2	N/A		
BN94SA	20	GY	TXL	3510310R1	1667529C1	1820F	A	N/A	1667530C1	
BN94SB	20	GY	TXL	3510310R1	3601800C1	1821	3	N/A		
BN94SB	20	GY	TXL	3510310R1	1667529C1	1820F	B	N/A	1667530C1	
BN94SC	20	GY	TXL	3510310R1	3601800C1	1821	1	N/A		
BN94SC	20	GY	TXL	3510310R1	1667529C1	1820F	C	N/A	1667530C1	
BN94SD	20	GY	TXL	3510310R1	3601800C1	1821	4	N/A		
BN94SD	20	GY	TXL	3510310R1	1667529C1	1820F	D	N/A	1667530C1	
BN94SE	18	GY	GXL	2643673R1	3612512C1	1800F	D5	N/A	3612513C1	3553652C1
BN94SE	18	GY	GXL	2643673R1	1678137C1	1826	C	N/A		
BN94SF	18	GY	GXL	2643673R1	3612512C1	1800F	D6	N/A	3612513C1	3553652C1
BN94SF	18	GY	GXL	2643673R1	1678137C1	1828	C	N/A		
BN94SV	18	GY	GXL	2643673R1	3612512C1	1800F	C3	N/A	3612513C1	3553652C1
BN94SV	18	GY	GXL	2643673R1		SCS3	-	2644000R1		
BN94SVA	18	GY	GXL	2643673R1	1678137C1	1826	B	N/A		
BN94SVA	18	GY	GXL	2643673R1		SCS3	-	2644000R1		
BN94SVB	18	GY	GXL	2643673R1	1678137C1	1828	B	N/A		
BN94SVB	18	GY	GXL	2643673R1		SCS3	-	2644000R1		
BN94SZ	18	GY	GXL	2643673R1	3612512C1	1800F	C10	N/A	3612513C1	3553652C1
BN94SZ	18	GY	GXL	2643673R1		SCS4	-	2644000R1		
BN94SZA	18	GY	GXL	2643673R1	1678137C1	1826	A	N/A		
BN94SZA	18	GY	GXL	2643673R1		SCS4	-	2644000R1		
BN94Szb	18	GY	GXL	2643673R1	1678137C1	1828	A	N/A		
BN94Szb	18	GY	GXL	2643673R1		SCS4	-	2644000R1		
BV44BB	18	WH	GXL	2643674R1	3612512C1	1800F	B7	N/A	3612513C1	3553652C1
BV44BB	18	WH	GXL	2643674R1	1661259C1	1815A	A	N/A	1661263C1	
BV70	18	OR	TXL	3510317R1	3612512C1	1800F	B9	N/A	3612513C1	3553652C1
BV70	18	OR	TXL	3510317R1	2036584C1	1814A	A	N/A		
BV9R	18	GY	TXL	3510311R1	3547870C1	1809	D	N/A	3515764C1	
BV9R	18	GY	TXL	3510311R1		SCS2	-	2644000R1		
BV9S	18	GY	TXL	3510311R1	3539212C1	1810	7	N/A		
BV9S	18	GY	TXL	3510311R1		SCS2	-	2644000R1		

Circuit Number	Gauge	Color	Insulation	Terminal Splice	Connector Body	Connector		Seal / Sleeve	Lock 1	Lock 2
				Number	Part Numbers	Number	Cavity			
BV9V	18	GY	TXL	3510311R1	3612512C1	1800F	A4	N/A	3612513C1	3553652C1
BV9V	18	GY	TXL	3510311R1		SCS2	-	2644000R1		
BV9VF	18	GY	GXL	2643673R1	2036584C1	1814A	B	N/A		
BV9VF	18	GY	GXL	2643673R1		SCS2	-	2644000R1		
BVBLK1	18	BK	GXL	2643670R1	1661259C1	1815A	B	N/A	1661263C1	
BVBLK1	18	BK	GXL	2643670R1		SCS2	-	2644000R1		
BW40	18	GY	TXL	3510311R1	3612512C1	1800F	C12	N/A	3612513C1	3553652C1
BW40	18	GY	TXL	3510311R1	1678137C1	1811	C	N/A		
BW44BB	18	GY	TXL	3510311R1	3612512C1	1800F	B7	N/A	3612513C1	3553652C1
BW44BB	18	GY	TXL	3510311R1	1661777C1	1813	C	N/A	1661873C1	
BW6HB	18	GY	TXL	3510311R1	1678137C1	1811	B	N/A		
BW6HB	18	GY	TXL	3510311R1	3612512C1	1800F	B3	N/A	3612513C1	3553652C1
BW70	18	OR	TXL	3510317R1	3612512C1	1800F	B9	N/A	3612513C1	3553652C1
BW70	18	OR	TXL	3510317R1	2036584C1	1814A	A	N/A		
BW9R	18	GY	TXL	3510311R1	3547870C1	1809	D	N/A	3515764C1	
BW9R	18	GY	TXL	3510311R1		SCS2	-	2644000R1		
BW9S	18	GY	TXL	3510311R1	3539212C1	1810	7	N/A		
BW9S	18	GY	TXL	3510311R1		SCS2	-	2644000R1		
BW9V	18	GY	TXL	3510311R1	3612512C1	1800F	A4	N/A	3612513C1	3553652C1
BW9V	18	GY	TXL	3510311R1		SCS2	-	2644000R1		
BW9VC	18	GY	TXL	3510311R1	1678137C1	1811	A	N/A		
BW9VC	18	GY	TXL	3510311R1		SCS2	-	2644000R1		
BW9VD	18	GY	TXL	3510311R1	1661777C1	1813	D	N/A	1661873C1	
BW9VD	18	GY	TXL	3510311R1		SCS2	-	2644000R1		
BW9VF	18	GY	GXL	2643673R1	2036584C1	1814A	B	N/A		
BW9VF	18	GY	GXL	2643673R1		SCS2	-	2644000R1		
BX100	20	GY	TXL	3510310R1	3612512C1	1800F	B11	N/A	3612513C1	3553652C1
BX100	20	GY	TXL	3510310R1	3608496C1	1802	2	N/A		
BX44BB	18	WH	GXL	2643674R1	3612512C1	1800F	B7	N/A	3612513C1	3553652C1
BX44BB	18	WH	GXL	2643674R1	1661259C1	1815A	A	N/A	1661263C1	
BX70	18	OR	TXL	3510317R1	3612512C1	1800F	B9	N/A	3612513C1	3553652C1
BX70	18	OR	TXL	3510317R1	2036584C1	1814A	A	N/A		

Circuit Number	Gauge	Color	Insulation	Terminal Splice	Connector Body	Connector		Seal / Sleeve	Lock 1	Lock 2
				Number	Part Numbers	Number	Cavity			
BX97	20	GY	TXL	3510310R1	3612512C1	1800F	B12	N/A	3612513C1	3553652C1
BX97	20	GY	TXL	3510310R1	3608496C1	1802	1	N/A		
BX9S	18	GY	TXL	3510311R1	3539212C1	1810	7	N/A		
BX9S	18	GY	TXL	3510311R1		SCS2	-	2644000R1		
BX9V	18	GY	TXL	3510311R1	3612512C1	1800F	A4	N/A	3612513C1	3553652C1
BX9V	18	GY	TXL	3510311R1		SCS2	-	2644000R1		
BX9VA	20	GY	TXL	3510310R1		SCS2	-	2644000R1		
BX9VA	20	GY	TXL	3510310R1	3608496C1	1802	4	N/A		
BX9VF	18	GY	GXL	2643673R1	2036584C1	1814A	B	N/A		
BX9VF	18	GY	GXL	2643673R1		SCS2	-	2644000R1		
BXBLK1	18	BK	GXL	2643670R1	1661259C1	1815A	B	N/A	1661263C1	
BXBLK1	18	BK	GXL	2643670R1		SCS2	-	2644000R1		
BZ100	20	GY	TXL	3510310R1	3612512C1	1800F	B11	N/A	3612513C1	3553652C1
BZ100	20	GY	TXL	3510310R1	3608496C1	1802	2	N/A		
BZ40	18	GY	TXL	3510311R1	3612512C1	1800F	C12	N/A	3612513C1	3553652C1
BZ40	18	GY	TXL	3510311R1	1678137C1	1811	C	N/A		
BZ44BB	18	GY	TXL	3510311R1	3612512C1	1800F	B7	N/A	3612513C1	3553652C1
BZ44BB	18	GY	TXL	3510311R1	1661777C1	1813	C	N/A	1661873C1	
BZ6HB	18	GY	TXL	3510311R1	1678137C1	1811	B	N/A		
BZ6HB	18	GY	TXL	3510311R1	3612512C1	1800F	B3	N/A	3612513C1	3553652C1
BZ70	18	OR	TXL	3510317R1	3612512C1	1800F	B9	N/A	3612513C1	3553652C1
BZ70	18	OR	TXL	3510317R1	2036584C1	1814A	A	N/A		
BZ97	20	GY	TXL	3510310R1	3612512C1	1800F	B12	N/A	3612513C1	3553652C1
BZ97	20	GY	TXL	3510310R1	3608496C1	1802	1	N/A		
BZ9S	18	GY	TXL	3510311R1	3539212C1	1810	7	N/A		
BZ9S	18	GY	TXL	3510311R1		SCS2	-	2644000R1		
BZ9V	18	GY	TXL	3510311R1	3612512C1	1800F	A4	N/A	3612513C1	3553652C1
BZ9V	18	GY	TXL	3510311R1		SCS2	-	2644000R1		
BZ9VA	20	GY	TXL	3510310R1		SCS2	-	2644000R1		
BZ9VA	20	GY	TXL	3510310R1	3608496C1	1802	4	N/A		
BZ9VC	18	GY	TXL	3510311R1	1678137C1	1811	A	N/A		
BZ9VC	18	GY	TXL	3510311R1		SCS2	-	2644000R1		

Circuit Number	Gauge	Color	Insulation	Terminal Splice	Connector Body	Connector		Seal / Sleeve	Lock 1	Lock 2
				Number	Part Numbers	Number	Cavity			
BZ9VD	18	GY	TXL	3510311R1	1661777C1	1813	D	N/A	1661873C1	
BZ9VD	18	GY	TXL	3510311R1			SCS2	-	2644000R1	
BZ9VF	18	GY	GXL	2643673R1	2036584C1	1814A	B	N/A		
BZ9VF	18	GY	GXL	2643673R1			SCS2	-	2644000R1	
CA100	20	GY	TXL	3510310R1	3612512C1	1800F	B11	N/A	3612513C1	3553652C1
CA100	20	GY	TXL	3510310R1	3608496C1	1802	2	N/A		
CA11-GAA	18	WH	GXL	2643674R1	3612512C1	1800F	A3	N/A	3612513C1	3553652C1
CA11-GAA	18	WH	GXL	2643674R1			SDS1	-	2644000R1	
CA17H	18	PK	TXL	3510323R1	3612512C1	1800F	D8	N/A	3612513C1	3553652C1
CA17H	18	PK	TXL	3510323R1	3540757C1	1807	B	N/A	3540758C1	
CA17J	18	PK	TXL	3510323R1	3612512C1	1800F	D7	N/A	3612513C1	3553652C1
CA17J	18	PK	TXL	3510323R1	3540757C1	1807	A	N/A	3540758C1	
CA40	18	GY	TXL	3510311R1	3612512C1	1800F	C12	N/A	3612513C1	3553652C1
CA40	18	GY	TXL	3510311R1	1678137C1	1811	C	N/A		
CA40A	18	GY	TXL	3510311R1	3612512C1	1800F	B2	N/A	3612513C1	3553652C1
CA40A	18	GY	TXL	3510311R1	1678137C1	1812	C	N/A		
CA40F	18	GY	TXL	3510311R1	3612512C1	1800F	C2	N/A	3612513C1	3553652C1
CA40F	18	GY	TXL	3510311R1	1678137C1	1822	C	N/A		
CA44BB	18	GY	TXL	3510311R1	3612512C1	1800F	B7	N/A	3612513C1	3553652C1
CA44BB	18	GY	TXL	3510311R1	1661777C1	1813	C	N/A	1661873C1	
CA62-GDD	18	WH	TXL	3510359R1	3608496C1	1802	6	N/A		
CA62-GDD	18	WH	TXL	3510359R1			SDS1	-	2644000R1	
CA62DD	20	DKBL	TXL	3510352R1	3612512C1	1800F	D3	N/A	3612513C1	3553652C1
CA62DD	20	DKBL	TXL	3510352R1	3608496C1	1802	5	N/A		
CA6H	18	GY	GXL	2643673R1	3612512C1	1800F	B3	N/A	3612513C1	3553652C1
CA6H	18	GY	GXL	2643673R1			SCS1	-	2644000R1	
CA6HA	18	GY	TXL	3510311R1	1678137C1	1812	B	N/A		
CA6HA	18	GY	TXL	3510311R1			SCS1	-	2644000R1	
CA6HB	18	GY	TXL	3510311R1	1678137C1	1811	B	N/A		
CA6HB	18	GY	TXL	3510311R1			SCS1	-	2644000R1	
CA6HC	18	GY	TXL	3510311R1	1678137C1	1822	B	N/A		
CA6HC	18	GY	TXL	3510311R1			SCS1	-	2644000R1	

Circuit Number	Gauge	Color	Insulation	Terminal Splice	Connector Body	Connector		Seal / Sleeve	Lock 1	Lock 2
				Number	Part Numbers	Number	Cavity			
CA70	18	OR	TXL	3510317R1	3612512C1	1800F	B9	N/A	3612513C1	3553652C1
CA70	18	OR	TXL	3510317R1	1661777C1	1824	C	N/A	1661873C1	
CA70A	18	OR	TXL	3510317R1	3612512C1	1800F	A6	N/A	3612513C1	3553652C1
CA70A	18	OR	TXL	3510317R1	1661777C1	1823	C	N/A	1661873C1	
CA85A	20	GY	TXL	3510310R1	3612512C1	1800F	B10	N/A	3612513C1	3553652C1
CA85A	20	GY	TXL	3510310R1	3608496C1	1802	3	N/A		
CA87-G	18	WH	TXL	3510359R1	3539212C1	1810	6	N/A		
CA87-G	18	WH	TXL	3510359R1		SDS1	-	2644000R1		
CA97	20	GY	TXL	3510310R1	3612512C1	1800F	B12	N/A	3612513C1	3553652C1
CA97	20	GY	TXL	3510310R1	3608496C1	1802	1	N/A		
CA97A	18	VT	GXL	2643718R1	3612512C1	1800F	C11	N/A	3612513C1	3553652C1
CA97A	18	VT	GXL	2643718R1	3540757C1	1807	C	N/A	3540758C1	
CA9S	18	GY	TXL	3510311R1	3539212C1	1810	7	N/A		
CA9S	18	GY	TXL	3510311R1		SCS2	-	2644000R1		
CA9V	18	GY	GXL	2643673R1	3612512C1	1800F	A4	N/A	3612513C1	3553652C1
CA9V	18	GY	GXL	2643673R1		SCS2	-	2644000R1		
CA9VA	20	GY	TXL	3510310R1	3608496C1	1802	4	N/A		
CA9VA	20	GY	TXL	3510310R1		SCS2	-	2644000R1		
CA9VB	18	GY	TXL	3510311R1	3540757C1	1807	D	N/A	3540758C1	
CA9VB	18	GY	TXL	3510311R1		SCS2	-	2644000R1		
CA9VC	18	GY	TXL	3510311R1	1678137C1	1811	A	N/A		
CA9VC	18	GY	TXL	3510311R1		SCS2	-	2644000R1		
CA9VD	18	GY	TXL	3510311R1	1661777C1	1813	D	N/A	1661873C1	
CA9VD	18	GY	TXL	3510311R1		SCS2	-	2644000R1		
CA9VE	18	GY	TXL	3510311R1	1678137C1	1812	A	N/A		
CA9VE	18	GY	TXL	3510311R1		SCS2	-	2644000R1		
CA9VF	18	GY	TXL	3510311R1	1678137C1	1822	A	N/A		
CA9VF	18	GY	TXL	3510311R1		SCS2	-	2644000R1		
CA9VG	18	GY	TXL	3510311R1	1661777C1	1823	D	N/A	1661873C1	
CA9VG	18	GY	TXL	3510311R1		SCS2	-	2644000R1		
CA9VH	18	GY	TXL	3510311R1	1661777C1	1824	D	N/A	1661873C1	
CA9VH	18	GY	TXL	3510311R1		SCS2	-	2644000R1		

Circuit Number	Gauge	Color	Insulation	Terminal Splice	Connector Body	Connector		Seal / Sleeve	Lock 1	Lock 2
				Number	Part Numbers	Number	Cavity			
CB11-GAA	18	WH	TXL	3510359R1	3612512C1	1800F	A3	N/A	3612513C1	3553652C1
CB11-GAA	18	WH	TXL	3510359R1	3539212C1	1810	6	N/A		
CB17H	18	PK	TXL	3510323R1	3612512C1	1800F	D8	N/A	3612513C1	3553652C1
CB17H	18	PK	TXL	3510323R1	3540757C1	1807	B	N/A	3540758C1	
CB17J	18	PK	TXL	3510323R1	3612512C1	1800F	D7	N/A	3612513C1	3553652C1
CB17J	18	PK	TXL	3510323R1	3540757C1	1807	A	N/A	3540758C1	
CB40	18	GY	TXL	3510311R1	3612512C1	1800F	C12	N/A	3612513C1	3553652C1
CB40	18	GY	TXL	3510311R1	1678137C1	1811	C	N/A		
CB40A	18	GY	TXL	3510311R1	1678137C1	1812	C	N/A		
CB40A	18	GY	TXL	3510311R1	3612512C1	1800F	B2	N/A	3612513C1	3553652C1
CB40F	18	GY	TXL	3510311R1	3612512C1	1800F	C2	N/A	3612513C1	3553652C1
CB40F	18	GY	TXL	3510311R1	1678137C1	1822	C	N/A		
CB44BB	18	GY	TXL	3510311R1	3612512C1	1800F	B7	N/A	3612513C1	3553652C1
CB44BB	18	GY	TXL	3510311R1	1661777C1	1813	C	N/A	1661873C1	
CB62DD	20	DKBL	TXL	3510352R1	3612512C1	1800F	D3	N/A	3612513C1	3553652C1
CB62DD	20	DKBL	TXL	3510352R1	3547870C1	1809	C	N/A	3515764C1	
CB6H	18	GY	GXL	2643673R1	3612512C1	1800F	B3	N/A	3612513C1	3553652C1
CB6H	18	GY	GXL	2643673R1		SCS1	-	2644000R1		
CB6HA	18	GY	TXL	3510311R1	1678137C1	1812	B	N/A		
CB6HA	18	GY	TXL	3510311R1		SCS1	-	2644000R1		
CB6HB	18	GY	TXL	3510311R1	1678137C1	1811	B	N/A		
CB6HB	18	GY	TXL	3510311R1		SCS1	-	2644000R1		
CB6HC	18	GY	TXL	3510311R1	1678137C1	1822	B	N/A		
CB6HC	18	GY	TXL	3510311R1		SCS1	-	2644000R1		
CB70	18	OR	TXL	3510317R1	3612512C1	1800F	B9	N/A	3612513C1	3553652C1
CB70	18	OR	TXL	3510317R1	1661777C1	1824	C	N/A	1661873C1	
CB70A	18	OR	TXL	3510317R1	3612512C1	1800F	A6	N/A	3612513C1	3553652C1
CB70A	18	OR	TXL	3510317R1	1661777C1	1823	C	N/A	1661873C1	
CB85B	20	GY	TXL	3510310R1	3612512C1	1800F	B10	N/A	3612513C1	3553652C1
CB85B	20	GY	TXL	3510310R1	3547870C1	1809	B	N/A	3515764C1	
CB97	20	GY	TXL	3510310R1	3612512C1	1800F	B12	N/A	3612513C1	3553652C1
CB97	20	GY	TXL	3510310R1	3547870C1	1809	A	N/A	3515764C1	

Circuit Number	Gauge	Color	Insulation	Terminal Splice	Connector Body	Connector		Seal / Sleeve	Lock 1	Lock 2
				Number	Part Numbers	Number	Cavity			
CB97A	18	VT	GXL	2643718R1	3612512C1	1800F	C11	N/A	3612513C1	3553652C1
CB97A	18	VT	GXL	2643718R1	3540757C1	1807	C	N/A	3540758C1	
CB9R	18	GY	TXL	3510311R1	3547870C1	1809	D	N/A	3515764C1	
CB9R	18	GY	TXL	3510311R1		SCS2	-	2644000R1		
CB9S	18	GY	TXL	3510311R1	3539212C1	1810	7	N/A		
CB9S	18	GY	TXL	3510311R1		SCS2	-	2644000R1		
CB9V	18	GY	GXL	2643673R1	3612512C1	1800F	A4	N/A	3612513C1	3553652C1
CB9V	18	GY	GXL	2643673R1		SCS2	-	2644000R1		
CB9VB	18	GY	TXL	3510311R1	3540757C1	1807	D	N/A	3540758C1	
CB9VB	18	GY	TXL	3510311R1		SCS2	-	2644000R1		
CB9VC	18	GY	TXL	3510311R1	1678137C1	1811	A	N/A		
CB9VC	18	GY	TXL	3510311R1		SCS2	-	2644000R1		
CB9VD	18	GY	TXL	3510311R1	1661777C1	1813	D	N/A	1661873C1	
CB9VD	18	GY	TXL	3510311R1		SCS2	-	2644000R1		
CB9VE	18	GY	TXL	3510311R1	1678137C1	1812	A	N/A		
CB9VE	18	GY	TXL	3510311R1		SCS2	-	2644000R1		
CB9VF	18	GY	TXL	3510311R1	1678137C1	1822	A	N/A		
CB9VF	18	GY	TXL	3510311R1		SCS2	-	2644000R1		
CB9VG	18	GY	TXL	3510311R1	1661777C1	1823	D	N/A	1661873C1	
CB9VG	18	GY	TXL	3510311R1		SCS2	-	2644000R1		
CB9VH	18	GY	TXL	3510311R1	1661777C1	1824	D	N/A	1661873C1	
CB9VH	18	GY	TXL	3510311R1		SCS2	-	2644000R1		
CC100	20	GY	TXL	3510310R1	3612512C1	1800F	B11	N/A	3612513C1	3553652C1
CC100	20	GY	TXL	3510310R1	3608496C1	1802	2	N/A		
CC17H	18	PK	TXL	3510323R1	3612512C1	1800F	D8	N/A	3612513C1	3553652C1
CC17H	18	PK	TXL	3510323R1	3540757C1	1807	B	N/A	3540758C1	
CC17J	18	PK	TXL	3510323R1	3612512C1	1800F	D7	N/A	3612513C1	3553652C1
CC17J	18	PK	TXL	3510323R1	3540757C1	1807	A	N/A	3540758C1	
CC40	18	GY	TXL	3510311R1	3612512C1	1800F	C12	N/A	3612513C1	3553652C1
CC40	18	GY	TXL	3510311R1	1678137C1	1811	C	N/A		
CC44BB	18	GY	TXL	3510311R1	3612512C1	1800F	B7	N/A	3612513C1	3553652C1
CC44BB	18	GY	TXL	3510311R1	1661777C1	1813	C	N/A	1661873C1	

Circuit Number	Gauge	Color	Insulation	Terminal Splice	Connector Body	Connector		Seal / Sleeve	Lock 1	Lock 2
				Number	Part Numbers	Number	Cavity			
CC6HB	18	GY	TXL	3510311R1	1678137C1	1811	B	N/A		
CC6HB	18	GY	TXL	3510311R1	3612512C1	1800F	B3	N/A	3612513C1	3553652C1
CC70	18	OR	TXL	3510317R1	3612512C1	1800F	B9	N/A	3612513C1	3553652C1
CC70	18	OR	TXL	3510317R1	2036584C1	1814A	A	N/A		
CC97	20	GY	TXL	3510310R1	3612512C1	1800F	B12	N/A	3612513C1	3553652C1
CC97	20	GY	TXL	3510310R1	3608496C1	1802	1	N/A		
CC97A	18	VT	GXL	2643718R1	3612512C1	1800F	C11	N/A	3612513C1	3553652C1
CC97A	18	VT	GXL	2643718R1	3540757C1	1807	C	N/A	3540758C1	
CC9S	18	GY	TXL	3510311R1	3539212C1	1810	7	N/A		
CC9S	18	GY	TXL	3510311R1		SCS2	-	2644000R1		
CC9V	18	GY	TXL	3510311R1	3612512C1	1800F	A4	N/A	3612513C1	3553652C1
CC9V	18	GY	TXL	3510311R1		SCS2	-	2644000R1		
CC9VA	20	GY	TXL	3510310R1		SCS2	-	2644000R1		
CC9VA	20	GY	TXL	3510310R1	3608496C1	1802	4	N/A		
CC9VB	18	GY	TXL	3510311R1	3540757C1	1807	D	N/A	3540758C1	
CC9VB	18	GY	TXL	3510311R1		SCS2	-	2644000R1		
CC9VC	18	GY	TXL	3510311R1	1678137C1	1811	A	N/A		
CC9VC	18	GY	TXL	3510311R1		SCS2	-	2644000R1		
CC9VD	18	GY	TXL	3510311R1	1661777C1	1813	D	N/A	1661873C1	
CC9VD	18	GY	TXL	3510311R1		SCS2	-	2644000R1		
CC9VF	18	GY	GXL	2643673R1	2036584C1	1814A	B	N/A		
CC9VF	18	GY	GXL	2643673R1		SCS2	-	2644000R1		
CD100	20	GY	TXL	3510310R1	3612512C1	1800F	B11	N/A	3612513C1	3553652C1
CD100	20	GY	TXL	3510310R1	3608496C1	1802	2	N/A		
CD17H	18	PK	TXL	3510323R1	3612512C1	1800F	D8	N/A	3612513C1	3553652C1
CD17H	18	PK	TXL	3510323R1	3540757C1	1807	B	N/A	3540758C1	
CD17J	18	PK	TXL	3510323R1	3612512C1	1800F	D7	N/A	3612513C1	3553652C1
CD17J	18	PK	TXL	3510323R1	3540757C1	1807	A	N/A	3540758C1	
CD44BB	18	WH	GXL	2643674R1	3612512C1	1800F	B7	N/A	3612513C1	3553652C1
CD44BB	18	WH	GXL	2643674R1	1661259C1	1815A	A	N/A	1661263C1	
CD70	18	OR	TXL	3510317R1	3612512C1	1800F	B9	N/A	3612513C1	3553652C1
CD70	18	OR	TXL	3510317R1	2036584C1	1814A	A	N/A		

Circuit Number	Gauge	Color	Insulation	Terminal Splice	Connector Body	Connector		Seal / Sleeve	Lock 1	Lock 2
				Number	Part Numbers	Number	Cavity			
CD97	20	GY	TXL	3510310R1	3612512C1	1800F	B12	N/A	3612513C1	3553652C1
CD97	20	GY	TXL	3510310R1	3608496C1	1802	1	N/A		
CD97A	18	VT	GXL	2643718R1	3612512C1	1800F	C11	N/A	3612513C1	3553652C1
CD97A	18	VT	GXL	2643718R1	3540757C1	1807	C	N/A	3540758C1	
CD9S	18	GY	TXL	3510311R1	3539212C1	1810	7	N/A		
CD9S	18	GY	TXL	3510311R1		SCS2	-	2644000R1		
CD9V	18	GY	TXL	3510311R1	3612512C1	1800F	A4	N/A	3612513C1	3553652C1
CD9V	18	GY	TXL	3510311R1		SCS2	-	2644000R1		
CD9VA	20	GY	TXL	3510310R1		SCS2	-	2644000R1		
CD9VA	20	GY	TXL	3510310R1	3608496C1	1802	4	N/A		
CD9VB	18	GY	TXL	3510311R1	3540757C1	1807	D	N/A	3540758C1	
CD9VB	18	GY	TXL	3510311R1		SCS2	-	2644000R1		
CD9VF	18	GY	GXL	2643673R1	2036584C1	1814A	B	N/A		
CD9VF	18	GY	GXL	2643673R1		SCS2	-	2644000R1		
CDBLK1	18	BK	GXL	2643670R1	1661259C1	1815A	B	N/A	1661263C1	
CDBLK1	18	BK	GXL	2643670R1		SCS2	-	2644000R1		
CE17H	18	PK	TXL	3510323R1	3612512C1	1800F	D8	N/A	3612513C1	3553652C1
CE17H	18	PK	TXL	3510323R1	3540757C1	1807	B	N/A	3540758C1	
CE17J	18	PK	TXL	3510323R1	3612512C1	1800F	D7	N/A	3612513C1	3553652C1
CE17J	18	PK	TXL	3510323R1	3540757C1	1807	A	N/A	3540758C1	
CE40	18	GY	TXL	3510311R1	3612512C1	1800F	C12	N/A	3612513C1	3553652C1
CE40	18	GY	TXL	3510311R1	1678137C1	1811	C	N/A		
CE44BB	18	GY	TXL	3510311R1	3612512C1	1800F	B7	N/A	3612513C1	3553652C1
CE44BB	18	GY	TXL	3510311R1	1661777C1	1813	C	N/A	1661873C1	
CE6HB	18	GY	TXL	3510311R1	1678137C1	1811	B	N/A		
CE6HB	18	GY	TXL	3510311R1	3612512C1	1800F	B3	N/A	3612513C1	3553652C1
CE70	18	OR	TXL	3510317R1	3612512C1	1800F	B9	N/A	3612513C1	3553652C1
CE70	18	OR	TXL	3510317R1	2036584C1	1814A	A	N/A		
CE97A	18	VT	GXL	2643718R1	3612512C1	1800F	C11	N/A	3612513C1	3553652C1
CE97A	18	VT	GXL	2643718R1	3540757C1	1807	C	N/A	3540758C1	
CE9R	18	GY	TXL	3510311R1	3547870C1	1809	D	N/A	3515764C1	
CE9R	18	GY	TXL	3510311R1		SCS2	-	2644000R1		

Circuit Number	Gauge	Color	Insulation	Terminal Splice	Connector Body	Connector		Seal / Sleeve	Lock 1	Lock 2
				Number	Part Numbers	Number	Cavity			
CE9S	18	GY	TXL	3510311R1	3539212C1	1810	7	N/A		
CE9S	18	GY	TXL	3510311R1		SCS2	-	2644000R1		
CE9V	18	GY	TXL	3510311R1	3612512C1	1800F	A4	N/A	3612513C1	3553652C1
CE9V	18	GY	TXL	3510311R1		SCS2	-	2644000R1		
CE9VB	18	GY	TXL	3510311R1	3540757C1	1807	D	N/A	3540758C1	
CE9VB	18	GY	TXL	3510311R1		SCS2	-	2644000R1		
CE9VC	18	GY	TXL	3510311R1	1678137C1	1811	A	N/A		
CE9VC	18	GY	TXL	3510311R1		SCS2	-	2644000R1		
CE9VD	18	GY	TXL	3510311R1	1661777C1	1813	D	N/A	1661873C1	
CE9VD	18	GY	TXL	3510311R1		SCS2	-	2644000R1		
CE9VF	18	GY	GXL	2643673R1	2036584C1	1814A	B	N/A		
CE9VF	18	GY	GXL	2643673R1		SCS2	-	2644000R1		
CF17H	18	PK	TXL	3510323R1	3612512C1	1800F	D8	N/A	3612513C1	3553652C1
CF17H	18	PK	TXL	3510323R1	3540757C1	1807	B	N/A	3540758C1	
CF17J	18	PK	TXL	3510323R1	3612512C1	1800F	D7	N/A	3612513C1	3553652C1
CF17J	18	PK	TXL	3510323R1	3540757C1	1807	A	N/A	3540758C1	
CF44BB	18	WH	GXL	2643674R1	3612512C1	1800F	B7	N/A	3612513C1	3553652C1
CF44BB	18	WH	GXL	2643674R1	1661259C1	1815A	A	N/A	1661263C1	
CF70	18	OR	TXL	3510317R1	3612512C1	1800F	B9	N/A	3612513C1	3553652C1
CF70	18	OR	TXL	3510317R1	2036584C1	1814A	A	N/A		
CF97A	18	VT	GXL	2643718R1	3612512C1	1800F	C11	N/A	3612513C1	3553652C1
CF97A	18	VT	GXL	2643718R1	3540757C1	1807	C	N/A	3540758C1	
CF9R	18	GY	TXL	3510311R1	3547870C1	1809	D	N/A	3515764C1	
CF9R	18	GY	TXL	3510311R1		SCS2	-	2644000R1		
CF9S	18	GY	TXL	3510311R1	3539212C1	1810	7	N/A		
CF9S	18	GY	TXL	3510311R1		SCS2	-	2644000R1		
CF9V	18	GY	TXL	3510311R1	3612512C1	1800F	A4	N/A	3612513C1	3553652C1
CF9V	18	GY	TXL	3510311R1		SCS2	-	2644000R1		
CF9VB	18	GY	TXL	3510311R1	3540757C1	1807	D	N/A	3540758C1	
CF9VB	18	GY	TXL	3510311R1		SCS2	-	2644000R1		
CF9VF	18	GY	GXL	2643673R1	2036584C1	1814A	B	N/A		
CF9VF	18	GY	GXL	2643673R1		SCS2	-	2644000R1		

Circuit Number	Gauge	Color	Insulation	Terminal Splice	Connector Body	Connector		Seal / Sleeve	Lock 1	Lock 2
				Number	Part Numbers	Number	Cavity			
CFBLK1	18	BK	GXL	2643670R1	1661259C1	1815A	B	N/A	1661263C1	
CFBLK1	18	BK	GXL	2643670R1		SCS2	-	2644000R1		
AB41	18	TN	TXL	3510329R1		SS6	-	2644000R1		
AB41	18	TN	TXL	3510329R1	3924162C1	6715	2	SWS_N_REQ		
AB41-G	18	TN	TXL	3510329R1	3924162C1	6715	1	SWS_N_REQ		
AB41-G	18	TN	TXL	3510329R1	3543733C1	6747	D	3535424C1	3543732C1	
AB41A	20	TN	TXL	3510328R1		SS6	-	2644000R1		
AB41A	20	TN	TXL	3510328R1	3945694C1	6000	65	SWS_N_REQ	3743662C1	
AC23	20	TN	TXL	3510328R1	3945694C1	6000	78	SWS_N_REQ	3743662C1	
AC23	20	TN	TXL	3510328R1	3522068C1	600	A	3568570C1	1661874C1	
AC23-G	20	TN	TXL	3510328R1	3543733C1	6747	G	3535423C1	3543732C1	
AC23-G	20	TN	TXL	3510328R1	3522068C1	600	B	3568570C1	1661874C1	
AD41	18	TN	TXL	3510329R1	6112506C1	4060	3	SWS_N_REQ		
AD41	18	TN	TXL	3510329R1		SS71	-	2644000R1		
AD41-G	18	TN	TXL	3510329R1	6112506C1	4060	8	SWS_N_REQ		
AD41-G	18	TN	TXL	3510329R1	3543733C1	6747	D	3535424C1	3543732C1	
AD41A	20	TN	TXL	3510328R1		SS71	-	2644000R1		
AD41A	20	TN	TXL	3510328R1	3945694C1	6000	65	SWS_N_REQ	3743662C1	
AE26A	18	TN	GXL	2643676R1	6112506C1	4060	7	SWS_N_REQ		
AE26A	18	TN	GXL	2643676R1	1669834C1	6332	A	1652325C1	1675053C1	
AE26B	18	TN	GXL	2643676R1	6112506C1	4060	6	SWS_N_REQ		
AE26B	18	TN	GXL	2643676R1		6335	1	2644038R1		
AG11-G1	10	WH	TXL	3510363R1		6304	1	2644005R1		
AG11-G1	10	WH	TXL	3510363R1		SS13	-	2644000R1		
AG18D	18	WH	TXL	3510359R1	3512331C91	6710	5	3517771C1	3515185C1	
AG18D	18	WH	TXL	3510359R1		SS13	-	2644000R1		
AG18E	10	WH	TXL	3510363R1	6105358C1	6709	2	SWS_N_REQ		
AG18E	10	WH	TXL	3510363R1		SS13	-	2644000R1		
AG77-G	18	WH	TXL	3510359R1	1671610C1	6200	A	3517771C1	1671608C1	
AG77-G	18	WH	TXL	3510359R1		SS13	-	2644000R1		
AH77-G	18	WH	TXL	3510359R1		6304A	1	2644038R1		
AH77-G	18	WH	TXL	3510359R1	1671610C1	6200	A	3517771C1	1671608C1	

Circuit Number	Gauge	Color	Insulation	Terminal Splice	Connector Body	Connector		Seal / Sleeve	Lock 1	Lock 2
				Number	Part Numbers	Number	Cavity			
AP11-G1	10	WH	TXL	3510363R1		SS19	-	2644000R1		
AP11-G1	10	WH	TXL	3510363R1		6304	1	2644005R1		
AP18D	18	WH	TXL	3510359R1		SS19	-	2644000R1		
AP18D	18	WH	TXL	3510359R1	3512331C91	6710	5	3517771C1	3515185C1	
AP18E	10	WH	TXL	3510363R1	6105358C1	6709	2	SWS_N_REQ		
AP18E	10	WH	TXL	3510363R1		SS19	-	2644000R1		
BD2	2	RD	SGX	3592739R1		320	1	2644004R1		
BD2	2	RD	SGX	3592739R1		SS80	-	2644000R1		
BD2-FLA	10	RS	FUS	2643473R1		SS80	-	2644000R1		
BD2-FLA	10	RS	FUS	2643473R1		311	1	2644054R1		
BD2-FLB	10	RS	FUS	2643473R1		SS80	-	2644000R1		
BD2-FLB	10	RS	FUS	2643473R1		311	1	2644054R1		
BD2-G	2	WH	SGX	3592741R1		420	1	3812582R1		
BD2-G	2	WH	SGX	3592741R1		411	1	2644004R1		
BE2	2	RD	SGX	3592739R1		320	1	2644004R1		
BE2	2	RD	SGX	3592739R1		SS144	-	2644000R1		
BE2-FLA	10	RS	FUS	2643473R1		SS144	-	2644000R1		
BE2-FLA	10	RS	FUS	2643473R1		311B	1	2644054R1		
BE2-FLB	10	RS	FUS	2643473R1		SS144	-	2644000R1		
BE2-FLB	10	RS	FUS	2643473R1		311B	1	2644054R1		
BE2-G	2	WH	SGX	3592741R1		420	1	3812582R1		
BE2-G	2	WH	SGX	3592741R1		411B	1	2644004R1		
KA10-G	10	WH	GXL	2643788R1		6305	1	2644005R1		
KA10-G	10	WH	GXL	2643788R1		SS49	-	2644000R1		
KA10-GA	16	WH	TXL	3510360R1	3945694C1	6000	49	SWS_N_REQ	3743662C1	
KA10-GA	16	WH	TXL	3510360R1		SS49	-	2644000R1		
KA10-GB	16	WH	TXL	3510360R1	3945694C1	6000	50	SWS_N_REQ	3743662C1	
KA10-GB	16	WH	TXL	3510360R1		SS49	-	2644000R1		
KA10-GC	16	WH	TXL	3510360R1	3945694C1	6000	51	SWS_N_REQ	3743662C1	
KA10-GC	16	WH	TXL	3510360R1		SS52	-	2644000R1		
KA10-GD	16	WH	TXL	3510360R1	3945694C1	6000	52	SWS_N_REQ	3743662C1	
KA10-GD	16	WH	TXL	3510360R1		SS52	-	2644000R1		

Circuit Number	Gauge	Color	Insulation	Terminal Splice	Connector Body	Connector		Seal / Sleeve	Lock 1	Lock 2
				Number	Part Numbers	Number	Cavity			
KA10-GE	16	WH	TXL	3510360R1	3945694C1	6000	73	SWS_N_REQ	3743662C1	
KA10-GE	16	WH	TXL	3510360R1		SS52	-	2644000R1		
KA10-GF	10	WH	GXL	2643788R1		SS52	-	2644000R1		
KA10-GF	10	WH	GXL	2643788R1		SS49	-	2644000R1		
KA13A	14	PK	GXL	2643691R1	1667639C1	6100	B	SWS_N_REQ		
KA13A	14	PK	GXL	2643691R1		SS32	-	2644000R1		
KA13B	18	PK	TXL	3510323R1	3945694C1	6000	5	SWS_N_REQ	3743662C1	
KA13B	18	PK	TXL	3510323R1		SS32	-	2644000R1		
KA13C	16	PK	TXL	3510324R1	3595620C1	1702	37	SWS_N_REQ	3598916C1	3598917C1
KA13C	16	PK	TXL	3510324R1		SS4	-	2644000R1		
KA13D	14	PK	GXL	2643691R1	1667639C1	6100	A	SWS_N_REQ		
KA13D	14	PK	GXL	2643691R1		SS4	-	2644000R1		
KA146	16	GY	TXL	3510312R1	3595620C1	1702	2	SWS_N_REQ	3598916C1	3598917C1
KA146	16	GY	TXL	3510312R1	3543733C1	6747	J	3535424C1	3543732C1	
KA14A	10	RD	GXL	2643698R1	6113338C1	6566	1	6113347C1		
KA14A	10	RD	GXL	2643698R1		SS1	-	2644000R1		
KA14A1	16	RD	TXL	3510366R1	3945694C1	6000	28	SWS_N_REQ	3743662C1	
KA14A1	16	RD	TXL	3510366R1		SS26	-	2644000R1		
KA14A2	16	RD	TXL	3510366R1	3945694C1	6000	27	SWS_N_REQ	3743662C1	
KA14A2	16	RD	TXL	3510366R1		SS26	-	2644000R1		
KA14A3	16	RD	TXL	3510366R1	3945694C1	6000	26	SWS_N_REQ	3743662C1	
KA14A3	16	RD	TXL	3510366R1		SS24	-	2644000R1		
KA14A4	16	RD	TXL	3510366R1	3945694C1	6000	25	SWS_N_REQ	3743662C1	
KA14A4	16	RD	TXL	3510366R1		SS24	-	2644000R1		
KA14A5	16	RD	TXL	3510366R1	3945694C1	6000	1	SWS_N_REQ	3743662C1	
KA14A5	16	RD	TXL	3510366R1		SS1	-	2644000R1		
KA14A6	10	RD	GXL	2643698R1		SS26	-	2644000R1		
KA14A6	10	RD	GXL	2643698R1		SS24	-	2644000R1		
KA14A7	10	RD	GXL	2643698R1		SS26	-	2644000R1		
KA14A7	10	RD	GXL	2643698R1		SS1	-	2644000R1		
KA17A	16	PK	TXL	3510324R1		6306	1	2644038R1		
KA17A	16	PK	TXL	3510324R1	3595620C1	1702	16	SWS_N_REQ	3598916C1	3598917C1

Circuit Number	Gauge	Color	Insulation	Terminal Splice	Connector Body	Connector		Seal / Sleeve	Lock 1	Lock 2
				Number	Part Numbers	Number	Cavity			
KA18	18	PK	TXL	3510323R1	3945694C1	6000	75	SWS_N_REQ	3743662C1	
KA18	18	PK	TXL	3510323R1		2000	1	2644038R1		
KA18R	18	PK	TXL	3510323R1	3945694C1	6000	76	SWS_N_REQ	3743662C1	
KA18R	18	PK	TXL	3510323R1		SS31	-	2644000R1		
KA18S	18	PK	TXL	3510323R1		2001	1	2644038R1		
KA18S	18	PK	TXL	3510323R1		SS31	-	2644000R1		
KA18T	18	PK	TXL	3510323R1	3595620C1	1702	40	SWS_N_REQ	3598916C1	3598917C1
KA18T	18	PK	TXL	3510323R1		SS31	-	2644000R1		
KA34	20	TN	TXL	3510328R1		SS17	-	2644000R1		
KA34	20	TN	TXL	3510328R1	3945694C1	6000	35	SWS_N_REQ	3743662C1	
KA34-G	18	TN	TXL	3510329R1	3662425C1	6401	B	3554318C1	3662518C1	
KA34-G	18	TN	TXL	3510329R1	3543733C1	6747	C	3535424C1	3543732C1	
KA34A	18	TN	TXL	3510329R1		SS17	-	2644000R1		
KA34A	18	TN	TXL	3510329R1	3662425C1	6401	A	3554318C1	3662518C1	
KA95A	20	TN	TXL	3510328R1	3945694C1	6000	79	SWS_N_REQ	3743662C1	
KA95A	20	TN	TXL	3510328R1	3765646C91	679	B10	3517771C1		
KA95AA	20	TN	TXL	3510328R1	3945694C1	6000	57	SWS_N_REQ	3743662C1	
KA95AA	20	TN	TXL	3510328R1	3543733C1	6747	E	3535423C1	3543732C1	
KA95GBA	16	BK	TXL	3510294R1	3765646C91	679	B1	1652325C1		
KA95GBA	16	BK	TXL	3510294R1		SS11	-	2644000R1		
KA95GBB	16	BK	TXL	3510294R1	3765646C91	679	B4	1652325C1		
KA95GBB	16	BK	TXL	3510294R1		SS11	-	2644000R1		
KA95GBD	16	BK	TXL	3510294R1	3765646C91	679	B7	1652325C1		
KA95GBD	16	BK	TXL	3510294R1		SS11	-	2644000R1		
KA95GBE	16	BK	TXL	3510294R1	3945694C1	6000	3	SWS_N_REQ	3743662C1	
KA95GBE	16	BK	TXL	3510294R1		SS11	-	2644000R1		
KA95H1	16	PK	TXL	3510324R1	3765646C91	679	A1	1652325C1		
KA95H1	16	PK	TXL	3510324R1		SS141	-	2644000R1		
KA95H2	16	PK	TXL	3510324R1	3765646C91	679	A3	1652325C1		
KA95H2	16	PK	TXL	3510324R1		SS140	-	2644000R1		
KA95H3	16	PK	TXL	3510324R1	3765646C91	679	A4	1652325C1		
KA95H3	16	PK	TXL	3510324R1		SS141	-	2644000R1		

Circuit Number	Gauge	Color	Insulation	Terminal Splice	Connector Body	Connector		Seal / Sleeve	Lock 1	Lock 2
				Number	Part Numbers	Number	Cavity			
KA95H4	16	PK	TXL	3510324R1	3765646C91	679	A6	1652325C1		
KA95H4	16	PK	TXL	3510324R1		SS140	-	2644000R1		
KA95H5	16	PK	TXL	3510324R1	3765646C91	679	A7	1652325C1		
KA95H5	16	PK	TXL	3510324R1		SS141	-	2644000R1		
KA95H6	16	PK	TXL	3510324R1	3765646C91	679	A9	1652325C1		
KA95H6	16	PK	TXL	3510324R1		SS140	-	2644000R1		
KA95H7	16	PK	TXL	3510324R1	3765646C91	679	E1	1652325C1		
KA95H7	16	PK	TXL	3510324R1		SS8	-	2644000R1		
KA95H8	16	PK	TXL	3510324R1		SS140	-	2644000R1		
KA95H8	16	PK	TXL	3510324R1		SS8	-	2644000R1		
KA95H9	18	PK	TXL	3510323R1		SS141	-	2644000R1		
KA95H9	18	PK	TXL	3510323R1		SS8	-	2644000R1		
KA95P	16	PK	TXL	3510324R1	3765646C91	679	A10	1652325C1		
KA95P	16	PK	TXL	3510324R1	3765646C91	679	E3	1652325C1		
KA95PA	14	PK	TXL	3510325R1	3765646C91	679	D10	1652325C1		
KA95PA	14	PK	TXL	3510325R1		SS139	-	2644000R1		
KA95PB	14	PK	TXL	3510325R1	3765646C91	679	E5	1652325C1		
KA95PB	14	PK	TXL	3510325R1		SS139	-	2644000R1		
KA95PC	16	PK	TXL	3510324R1	3765646C91	679	D12	1652325C1		
KA95PC	16	PK	TXL	3510324R1		SS139	-	2644000R1		
KA95TB	18	GY	TXL	3510311R1	6114576C1	8500	5	SWS_N_REQ		
KA95TB	18	GY	TXL	3510311R1	3765646C91	679	E10	3517771C1		
KB9	20	GY	TXL	3510310R1	3945694C1	6000	62	SWS_N_REQ	3743662C1	
KB9	20	GY	TXL	3510310R1	3543733C1	6747	A	3535423C1	3543732C1	
KC9A	20	GY	TXL	3510310R1		SS7	-	2644000R1		
KC9A	20	GY	TXL	3510310R1	3945694C1	6000	62	SWS_N_REQ	3743662C1	
KC9B	20	GY	TXL	3510310R1		SS7	-	2644000R1		
KC9B	20	GY	TXL	3510310R1	3543733C1	6747	A	3535423C1	3543732C1	
KC9C	20	GY	TXL	3510310R1		SS7	-	2644000R1		
KC9C	20	GY	TXL	3510310R1	3586750C1	7207M	6	N/A	3553460C1	
KE10A	10	BK	GXL	2643773R1	1667732C1	500	B	1667735C1	1667734C1	
KE10A	10	BK	GXL	2643773R1		SS16	-	2644000R1		

Circuit Number	Gauge	Color	Insulation	Terminal Splice	Connector Body	Connector		Seal / Sleeve	Lock 1	Lock 2
				Number	Part Numbers	Number	Cavity			
KE10B	18	BK	TXL	3510293R1	3605713C1	7151	9	SWS_N_REQ	3606525C1	
KE10B	18	BK	TXL	3510293R1		SS16	-	2644000R1		
KE10C	18	BK	TXL	3510293R1	3605713C1	7151	69	SWS_N_REQ	3606525C1	
KE10C	18	BK	TXL	3510293R1		SS16	-	2644000R1		
KG10A	10	BK	GXL	2643773R1	1667732C1	500	B	1667735C1	1667734C1	
KG10A	10	BK	GXL	2643773R1		SS58	-	2644000R1		
KG10B	18	BK	TXL	3510293R1	3605713C1	7151	9	SWS_N_REQ	3606525C1	
KG10B	18	BK	TXL	3510293R1		SS58	-	2644000R1		
KG10C	18	BK	TXL	3510293R1	3605713C1	7151	69	SWS_N_REQ	3606525C1	
KG10C	18	BK	TXL	3510293R1		SS58	-	2644000R1		
KJ10A	10	BK	GXL	2643773R1	1667732C1	500	B	1667735C1	1667734C1	
KJ10A	10	BK	GXL	2643773R1		SS57	-	2644000R1		
KJ10B	18	BK	TXL	3510293R1	3605713C1	7151	9	SWS_N_REQ	3606525C1	
KJ10B	18	BK	TXL	3510293R1		SS57	-	2644000R1		
KJ10C	18	BK	TXL	3510293R1	3605713C1	7151	69	SWS_N_REQ	3606525C1	
KJ10C	18	BK	TXL	3510293R1		SS57	-	2644000R1		
KK77	18	LTGN	TXL	3510299R1	3595620C1	1702	10	SWS_N_REQ	3598916C1	3598917C1
KK77	18	LTGN	TXL	3510299R1	1671610C1	6200	B	3517771C1	1671608C1	
KK77-ZV	18	LTGN	TXL	3510299R1	3543733C1	6747	L	3535424C1	3543732C1	
KK77-ZV	18	LTGN	TXL	3510299R1	1678137C1	6201	A	N/A		
KK77A	18	LTGN	TXL	3510299R1	3595620C1	1702	3	SWS_N_REQ	3598916C1	3598917C1
KK77A	18	LTGN	TXL	3510299R1	1678137C1	6201	B	N/A		
KK77B	18	LTGN	TXL	3510299R1	3595620C1	1702	4	SWS_N_REQ	3598916C1	3598917C1
KK77B	18	LTGN	TXL	3510299R1	1678137C1	6201	C	N/A		
KM47B	20	GY	TXL	3510310R1	3945694C1	6000	60	SWS_N_REQ	3743662C1	
KM47B	20	GY	TXL	3510310R1	3662425C1	7600	B	3756268C1	3662518C1	
KM47C	20	GY	TXL	3510310R1	3945694C1	6000	59	SWS_N_REQ	3743662C1	
KM47C	20	GY	TXL	3510310R1	3662425C1	7600	A	3756268C1	3662518C1	
KP6A	20	TN	TXL	3510328R1	3945694C1	6000	8	SWS_N_REQ	3743662C1	
KP6A	20	TN	TXL	3510328R1		SS28	-	2644000R1		
KP6B	18	TN	TXL	3510329R1	3595620C1	1702	30	SWS_N_REQ	3598916C1	3598917C1
KP6B	18	TN	TXL	3510329R1		SS28	-	2644000R1		

Circuit Number	Gauge	Color	Insulation	Terminal Splice	Connector Body	Connector		Seal / Sleeve	Lock 1	Lock 2
				Number	Part Numbers	Number	Cavity			
KP6C	18	TN	150	2645915R1	3573078C1	8600	5	SWS_N_REQ		
KP6C	18	TN	150	2645915R1		SS28	-	2644000R1		
KP6D	18	TN	TXL	3510329R1	3586750C1	7207M	7	N/A	3553460C1	
KP6D	18	TN	TXL	3510329R1		SS28	-	2644000R1		
KR46A	20	GY	TXL	3510310R1	3945694C1	6000	19	SWS_N_REQ	3743662C1	
KR46A	20	GY	TXL	3510310R1	3586750C1	7207M	2	N/A	3553460C1	
KR46B	20	GY	TXL	3510310R1	3945694C1	6000	12	SWS_N_REQ	3743662C1	
KR46B	20	GY	TXL	3510310R1	3586750C1	7207M	4	N/A	3553460C1	
KR97AR	20	PL	TXL	3510346R1	3945694C1	6000	30	SWS_N_REQ	3743662C1	
KR97AR	20	PL	TXL	3510346R1	3586750C1	7207M	5	N/A	3553460C1	
KR97XC	20	TN	TXL	3510328R1	3945694C1	6000	70	SWS_N_REQ	3743662C1	
KR97XC	20	TN	TXL	3510328R1	3586750C1	7207M	9	N/A	3553460C1	
KR97XG	20	GY	TXL	3510310R1	3945694C1	6000	66	SWS_N_REQ	3743662C1	
KR97XG	20	GY	TXL	3510310R1	3586750C1	7207M	3	N/A	3553460C1	
KR99A	20	PL	TXL	3510346R1	3945694C1	6000	63	SWS_N_REQ	3743662C1	
KR99A	20	PL	TXL	3510346R1	3586750C1	7207M	8	N/A	3553460C1	
KR99B	20	PL	TXL	3510346R1	3945694C1	6000	90	SWS_N_REQ	3743662C1	
KR99B	20	PL	TXL	3510346R1	3586750C1	7207M	10	N/A	3553460C1	
KR99C	20	PL	TXL	3510346R1	3945694C1	6000	94	SWS_N_REQ	3743662C1	
KR99C	20	PL	TXL	3510346R1	3586750C1	7207M	11	N/A	3553460C1	
KR99F	20	PL	TXL	3510346R1	3945694C1	6000	67	SWS_N_REQ	3743662C1	
KR99F	20	PL	TXL	3510346R1	3586750C1	7207M	12	N/A	3553460C1	
KS10-G1	10	WH	TXL	3510363R1	3551896C1	6704	A	589390C1	3540454C1	3551897C1
KS10-G1	10	WH	TXL	3510363R1	1667732C1	500	A	1667735C1	1667734C1	
KV14A	12	RD	TXL	3510368R1	6113341C1	6567	14	3509903C1		
KV14A	12	RD	TXL	3510368R1	1671610C1	9932M	A	589391C1	1671608C1	
KW5(+)	20	YL	193	3858761R1	3945694C1	6000	22	SWS_N_REQ	3743662C1	
KW5(+)	20	YL	193	3858761R1		SS3	-	2644000R1		
KW5(-)	20	GN	193	3858761R1	3945694C1	6000	46	SWS_N_REQ	3743662C1	
KW5(-)	20	GN	193	3858761R1		SS5	-	2644000R1		
KW5A(+)	18	YL	TXL	3572112R1	3595620C1	1702	11	SWS_N_REQ	3598916C1	3598917C1
KW5A(+)	18	YL	TXL	3572112R1		SS3	-	2644000R1		

Circuit Number	Gauge	Color	Insulation	Terminal Splice	Connector Body	Connector		Seal / Sleeve	Lock 1	Lock 2
				Number	Part Numbers	Number	Cavity			
KW5A(-)	18	GN	TXL	3572112R1	3595620C1	1702	17	SWS_N_REQ	3598916C1	3598917C1
KW5A(-)	18	GN	TXL	3572112R1		SS5	-	2644000R1		
KW5B(+)	18	YL	TXL	3572112R1	3683465C1	7801A	A	3535424C1	3683466C1	3573833C1
KW5B(+)	18	YL	TXL	3572112R1		SS3	-	2644000R1		
KW5B(-)	18	GN	TXL	3572112R1	3683465C1	7801A	B	3535424C1	3683466C1	3573833C1
KW5B(-)	18	GN	TXL	3572112R1		SS5	-	2644000R1		
KX90A	10	RD	GXL	2643698R1	6113338C1	6566	2	6113347C1		
KX90A	10	RD	GXL	2643698R1		SS34	-	2644000R1		
KX90B	10	RD	TXL	3510369R1		SS34	-	2644000R1		
KX90B	10	RD	TXL	3510369R1	1669834C1	9570F	A	589390C1	1675053C1	
LA10-GG	10	WH	GXL	2643788R1	1667732C1	500	B	1667735C1	1667734C1	
LA10-GG	10	WH	GXL	2643788R1		SS53	-	2644000R1		
LA92#109	18	WH	TXL	3510359R1	3605713C1	7500	9	SWS_N_REQ	3606525C1	
LA92#109	18	WH	TXL	3510359R1		SS53	-	2644000R1		
LA92#169	18	WH	TXL	3510359R1	3605713C1	7500	69	SWS_N_REQ	3606525C1	
LA92#169	18	WH	TXL	3510359R1		SS53	-	2644000R1		
LB10-GG	10	WH	GXL	2643788R1	1667732C1	500	B	1667735C1	1667734C1	
LB10-GG	10	WH	GXL	2643788R1		SS54	-	2644000R1		
LB92#109	18	WH	TXL	3510359R1	3605713C1	7500	9	SWS_N_REQ	3606525C1	
LB92#109	18	WH	TXL	3510359R1		SS54	-	2644000R1		
LB92#169	18	WH	TXL	3510359R1	3605713C1	7500	69	SWS_N_REQ	3606525C1	
LB92#169	18	WH	TXL	3510359R1		SS54	-	2644000R1		
LC10-GG	10	WH	GXL	2643788R1	1667732C1	500	B	1667735C1	1667734C1	
LC10-GG	10	WH	GXL	2643788R1		SS55	-	2644000R1		
LC92#109	18	WH	TXL	3510359R1	3605713C1	7500	9	SWS_N_REQ	3606525C1	
LC92#109	18	WH	TXL	3510359R1		SS55	-	2644000R1		
LC92#169	18	WH	TXL	3510359R1	3605713C1	7500	69	SWS_N_REQ	3606525C1	
LC92#169	18	WH	TXL	3510359R1		SS55	-	2644000R1		
LD10-GG	10	WH	GXL	2643788R1	1667732C1	500	B	1667735C1	1667734C1	
LD10-GG	10	WH	GXL	2643788R1		SS56	-	2644000R1		
LD92#109	18	WH	TXL	3510359R1	2018589C1	1501	4	N/A		
LD92#109	18	WH	TXL	3510359R1		SS56	-	2644000R1		

Circuit Number	Gauge	Color	Insulation	Terminal Splice	Connector Body	Connector		Seal / Sleeve	Lock 1	Lock 2
				Number	Part Numbers	Number	Cavity			
LD92#169	18	WH	TXL	3510359R1	1661601C1	1502	3	N/A		
LD92#169	18	WH	TXL	3510359R1		SS56	-	2644000R1		
LE10-GG	10	WH	GXL	2643788R1	1667732C1	500	B	1667735C1	1667734C1	
LE10-GG	10	WH	GXL	2643788R1		SS59	-	2644000R1		
LE92#109	18	WH	TXL	3510359R1	2018589C1	1501	4	N/A		
LE92#109	18	WH	TXL	3510359R1		SS59	-	2644000R1		
LE92#169	18	WH	TXL	3510359R1	1661601C1	1502	3	N/A		
LE92#169	18	WH	TXL	3510359R1		SS59	-	2644000R1		
LF10-GG	10	WH	GXL	2643788R1	1667732C1	500	B	1667735C1	1667734C1	
LF10-GG	10	WH	GXL	2643788R1		SS60	-	2644000R1		
LF92#109	18	WH	TXL	3510359R1	2018589C1	1501	4	N/A		
LF92#109	18	WH	TXL	3510359R1		SS60	-	2644000R1		
LF92#169	18	WH	TXL	3510359R1	1661601C1	1502	3	N/A		
LF92#169	18	WH	TXL	3510359R1		SS60	-	2644000R1		
MA88	14	LTGN	GXL	2643687R1	BLUNT_SL_V	7800	A	SWS_N_REQ		
MA88	14	LTGN	GXL	2643687R1	3595620C1	1702	14	SWS_N_REQ	3598916C1	3598917C1
MJ71A	18	OR	150	2645921R1	3595620C1	1702	6	SWS_N_REQ	3598916C1	3598917C1
MJ71A	18	OR	150	2645921R1	1661778C1	7500M	A	3568570C1	1661874C1	
MJ71B	18	TN	150	2645915R1	3595620C1	1702	7	SWS_N_REQ	3598916C1	3598917C1
MJ71B	18	TN	150	2645915R1	1661778C1	7500M	B	3568570C1	1661874C1	
ML93	18	TN	GXL	2643676R1	3595620C1	1702	39	SWS_N_REQ	3598916C1	3598917C1
ML93	18	TN	GXL	2643676R1	1661198C1	7103M	A	N/A		
ML9TS	18	GY	TXL	3510311R1	3543733C1	6747	K	3535424C1	3543732C1	
ML9TS	18	GY	TXL	3510311R1	1661198C1	7103M	C	N/A		
NC5E(+)	18	YL	TXL	3572112R1	3599542C1	7909	3	N/A		
NC5E(+)	18	YL	TXL	3572112R1		SS75	-	2644000R1		
NC5E(-)	18	GN	TXL	3572112R1	3599542C1	7909	2	N/A		
NC5E(-)	18	GN	TXL	3572112R1		SS74	-	2644000R1		
NC5F(+)	18	YL	TXL	3572112R1	3683465C1	7801B	A	3535424C1	3683466C1	3573833C1
NC5F(+)	18	YL	TXL	3572112R1		SS75	-	2644000R1		
NC5F(-)	18	GN	TXL	3572112R1	3683465C1	7801B	B	3535424C1	3683466C1	3573833C1
NC5F(-)	18	GN	TXL	3572112R1		SS74	-	2644000R1		

Circuit Number	Gauge	Color	Insulation	Terminal Splice	Connector Body	Connector		Seal / Sleeve	Lock 1	Lock 2
				Number	Part Numbers	Number	Cavity			
NC5G(+)	18	YL	TXL	3572112R1		SS76	-	2644000R1		
NC5G(+)	18	YL	TXL	3572112R1		SS75	-	2644000R1		
NC5G(-)	18	GN	TXL	3572112R1		SS77	-	2644000R1		
NC5G(-)	18	GN	TXL	3572112R1		SS74	-	2644000R1		
NC5H(+)	20	YL	193	3858761R1	3945694C1	6000	22	SWS_N_REQ	3743662C1	
NC5H(+)	20	YL	193	3858761R1		SS76	-	2644000R1		
NC5H(-)	20	GN	193	3858761R1	3945694C1	6000	46	SWS_N_REQ	3743662C1	
NC5H(-)	20	GN	193	3858761R1		SS77	-	2644000R1		
NC5J(+)	18	YL	TXL	3572112R1	3595620C1	1702	11	SWS_N_REQ	3598916C1	3598917C1
NC5J(+)	18	YL	TXL	3572112R1		SS76	-	2644000R1		
NC5J(-)	18	GN	TXL	3572112R1	3595620C1	1702	17	SWS_N_REQ	3598916C1	3598917C1
NC5J(-)	18	GN	TXL	3572112R1		SS77	-	2644000R1		
ND13D	14	PK	GXL	2643691R1	3599542C1	7909	35	N/A		
ND13D	14	PK	GXL	2643691R1	3595620C1	1702	8	SWS_N_REQ	3598916C1	3598917C1
ND17J	16	PK	TXL	3510324R1	3599542C1	7909	26	N/A		
ND17J	16	PK	TXL	3510324R1	3595620C1	1702	21	SWS_N_REQ	3598916C1	3598917C1
ND17K	18	PK	GXL	2643794R1	3599542C1	7909	4	N/A		
ND17K	18	PK	GXL	2643794R1	3595620C1	1702	19	SWS_N_REQ	3598916C1	3598917C1
ND17L	18	PK	GXL	2643794R1	3599542C1	7909	32	N/A		
ND17L	18	PK	GXL	2643794R1	3595620C1	1702	20	SWS_N_REQ	3598916C1	3598917C1
NJ92E	18	LTBL	TXL	3510341R1	3599542C1	7909	20	N/A		
NJ92E	18	LTBL	TXL	3510341R1	3595620C1	1702	25	SWS_N_REQ	3598916C1	3598917C1
NJ92F	18	LTGN	TXL	3510299R1	3599542C1	7909	21	N/A		
NJ92F	18	LTGN	TXL	3510299R1	3595620C1	1702	26	SWS_N_REQ	3598916C1	3598917C1
NJ92H	18	WH	TXL	3510359R1	3599542C1	7909	22	N/A		
NJ92H	18	WH	TXL	3510359R1	3595620C1	1702	27	SWS_N_REQ	3598916C1	3598917C1
NU11-GAM	10	WH	TXL	3510363R1	3599542C1	7909	36	N/A		
NU11-GAM	10	WH	TXL	3510363R1	1667732C1	500	B	1667735C1	1667734C1	
NU14AW	12	RD	TXL	3510368R1	6113341C1	6567	7	3509903C1		
NU14AW	12	RD	TXL	3510368R1	3599542C1	7909	38	N/A		
PB5#106	18	YL	TXL	3572112R1	3605713C1	7151	6	SWS_N_REQ	3606525C1	
PB5#106	18	YL	TXL	3572112R1		SS86	-	2644000R1		

Circuit Number	Gauge	Color	Insulation	Terminal Splice	Connector Body	Connector		Seal / Sleeve	Lock 1	Lock 2
				Number	Part Numbers	Number	Cavity			
PB5#127	18	GN	TXL	3572112R1	3605713C1	7151	27	SWS_N_REQ	3606525C1	
PB5#127	18	GN	TXL	3572112R1		SS85	-	2644000R1		
PB5A(+)	18	YL	TXL	3572112R1	3595620C1	1702	11	SWS_N_REQ	3598916C1	3598917C1
PB5A(+)	18	YL	TXL	3572112R1		SS88	-	2644000R1		
PB5A(-)	18	GN	TXL	3572112R1	3595620C1	1702	17	SWS_N_REQ	3598916C1	3598917C1
PB5A(-)	18	GN	TXL	3572112R1		SS87	-	2644000R1		
PB5B(+)	20	YL	193	3858761R1	3945694C1	6000	22	SWS_N_REQ	3743662C1	
PB5B(+)	20	YL	193	3858761R1		SS88	-	2644000R1		
PB5B(-)	20	GN	193	3858761R1	3945694C1	6000	46	SWS_N_REQ	3743662C1	
PB5B(-)	20	GN	193	3858761R1		SS87	-	2644000R1		
PB5C(+)	18	YL	TXL	3572112R1		SS88	-	2644000R1		
PB5C(+)	18	YL	TXL	3572112R1		SS86	-	2644000R1		
PB5C(-)	18	GN	TXL	3572112R1		SS87	-	2644000R1		
PB5C(-)	18	GN	TXL	3572112R1		SS85	-	2644000R1		
PB5D(+)	18	YL	TXL	3572112R1	3683465C1	7801B	A	3535424C1	3683466C1	3573833C1
PB5D(+)	18	YL	TXL	3572112R1		SS86	-	2644000R1		
PB5D(-)	18	GN	TXL	3572112R1	3683465C1	7801B	B	3535424C1	3683466C1	3573833C1
PB5D(-)	18	GN	TXL	3572112R1		SS85	-	2644000R1		
PC5#106	18	YL	TXL	3572112R1	3605713C1	7500	6	SWS_N_REQ	3606525C1	
PC5#106	18	YL	TXL	3572112R1		SS90	-	2644000R1		
PC5#127	18	GN	TXL	3572112R1	3605713C1	7500	27	SWS_N_REQ	3606525C1	
PC5#127	18	GN	TXL	3572112R1		SS89	-	2644000R1		
PC5A(+)	18	YL	TXL	3572112R1	3595620C1	1702	11	SWS_N_REQ	3598916C1	3598917C1
PC5A(+)	18	YL	TXL	3572112R1		SS91	-	2644000R1		
PC5A(-)	18	GN	TXL	3572112R1	3595620C1	1702	17	SWS_N_REQ	3598916C1	3598917C1
PC5A(-)	18	GN	TXL	3572112R1		SS92	-	2644000R1		
PC5B(+)	20	YL	193	3858761R1	3945694C1	6000	22	SWS_N_REQ	3743662C1	
PC5B(+)	20	YL	193	3858761R1		SS91	-	2644000R1		
PC5B(-)	20	GN	193	3858761R1	3945694C1	6000	46	SWS_N_REQ	3743662C1	
PC5B(-)	20	GN	193	3858761R1		SS92	-	2644000R1		
PC5C(+)	18	YL	TXL	3572112R1		SS91	-	2644000R1		
PC5C(+)	18	YL	TXL	3572112R1		SS90	-	2644000R1		

Circuit Number	Gauge	Color	Insulation	Terminal Splice	Connector Body	Connector			Seal / Sleeve	Lock 1	Lock 2
				Number	Part Numbers	Number	Cavity				
PC5C(-)	18	GN	TXL	3572112R1		SS92	-	2644000R1			
PC5C(-)	18	GN	TXL	3572112R1		SS89	-	2644000R1			
PC5D(+)	18	YL	TXL	3572112R1	3683465C1	7801B	A	3535424C1	3683466C1	3573833C1	
PC5D(+)	18	YL	TXL	3572112R1		SS90	-	2644000R1			
PC5D(-)	18	GN	TXL	3572112R1	3683465C1	7801B	B	3535424C1	3683466C1	3573833C1	
PC5D(-)	18	GN	TXL	3572112R1		SS89	-	2644000R1			
PD14C	16	RD	TXL	3510366R1	6113341C1	6567	7	3509903C1			
PD14C	16	RD	TXL	3510366R1	3765544C1	7105	6	3554318C1	3765546C1		
PD14J	16	RD	TXL	3510366R1	6113341C1	6567	4	3509903C1			
PD14J	16	RD	TXL	3510366R1	3765544C1	7105	16	3554318C1	3765546C1		
PD92A	18	TN	TXL	3510329R1	3765544C1	7105	4	3554318C1	3765546C1		
PD92A	18	TN	TXL	3510329R1	3595620C1	1702	19	SWS_N_REQ	3598916C1	3598917C1	
PD92D	18	TN	TXL	3510329R1	3765544C1	7105	10	3554318C1	3765546C1		
PD92D	18	TN	TXL	3510329R1	3595620C1	1702	8	SWS_N_REQ	3598916C1	3598917C1	
PD92G	18	TN	TXL	3510329R1	3765544C1	7105	14	3554318C1	3765546C1		
PD92G	18	TN	TXL	3510329R1	3595620C1	1702	20	SWS_N_REQ	3598916C1	3598917C1	
PD92K	18	TN	TXL	3510329R1	3765545C1	7106	1	3554318C1	3765547C1	3765565C1	
PD92K	18	TN	TXL	3510329R1	3595620C1	1702	7	SWS_N_REQ	3598916C1	3598917C1	
PE92A	18	RD	TXL	3510365R1	3765544C1	7105	19	3554318C1	3765546C1		
PE92A	18	RD	TXL	3510365R1	3765543C1	7107	1	N/A			
PE92B	18	TN	TXL	3510329R1	3765544C1	7105	3	3554318C1	3765546C1		
PE92B	18	TN	TXL	3510329R1	3765543C1	7107	2	N/A			
PE92C	18	OR	TXL	3510317R1	3765544C1	7105	9	3554318C1	3765546C1		
PE92C	18	OR	TXL	3510317R1	3765543C1	7107	3	N/A			
PE92D	18	BK	TXL	3510293R1	3765544C1	7105	18	3554318C1	3765546C1		
PE92D	18	BK	TXL	3510293R1	3765543C1	7107	4	N/A			
PF92(+)	18	YL	TXL	3572112R1	6112506C1	4060	1	SWS_N_REQ			
PF92(+)	18	YL	TXL	3572112R1	3765544C1	7105	1	3554318C1	3765546C1		
PF92(-)	18	GN	TXL	3572112R1	6112506C1	4060	2	SWS_N_REQ			
PF92(-)	18	GN	TXL	3572112R1	3765544C1	7105	2	3554318C1	3765546C1		
PF92C	18	TN	TXL	3510329R1	3765544C1	7105	8	3554318C1	3765546C1		
PF92C	18	TN	TXL	3510329R1	3595620C1	1702	39	SWS_N_REQ	3598916C1	3598917C1	

Circuit Number	Gauge	Color	Insulation	Terminal Splice	Connector Body	Connector		Seal / Sleeve	Lock 1	Lock 2
				Number	Part Numbers	Number	Cavity			
PF92D	18	TN	TXL	3510329R1	3765544C1	7105	9	3554318C1	3765546C1	
PF92D	18	TN	TXL	3510329R1	3595620C1	1702	1	SWS_N_REQ	3598916C1	3598917C1
PF92E	18	TN	TXL	3510329R1	3765544C1	7105	17	3554318C1	3765546C1	
PF92E	18	TN	TXL	3510329R1	3595620C1	1702	31	SWS_N_REQ	3598916C1	3598917C1
PG92#123	18	LTGN	TXL	3510299R1	3605713C1	7151	23	SWS_N_REQ	3606525C1	
PG92#123	18	LTGN	TXL	3510299R1		SS35	-	2644000R1		
PG92#145	18	OR	TXL	3510317R1	3605713C1	7151	45	SWS_N_REQ	3606525C1	
PG92#145	18	OR	TXL	3510317R1		SS36	-	2644000R1		
PG92A123	18	LTGN	TXL	3510299R1	3525872C1	7205F	F	3568570C1	3525873C1	3525875C1
PG92A123	18	LTGN	TXL	3510299R1		SS35	-	2644000R1		
PG92A145	18	OR	TXL	3510317R1	3525872C1	7205F	G	3568570C1	3525873C1	3525875C1
PG92A145	18	OR	TXL	3510317R1		SS36	-	2644000R1		
PG92B123	18	LTGN	TXL	3510299R1	3595620C1	1702	25	SWS_N_REQ	3598916C1	3598917C1
PG92B123	18	LTGN	TXL	3510299R1		SS35	-	2644000R1		
PG92B145	18	OR	TXL	3510317R1	3595620C1	1702	6	SWS_N_REQ	3598916C1	3598917C1
PG92B145	18	OR	TXL	3510317R1		SS36	-	2644000R1		
PH14A	12	RD	TXL	3510368R1	6113341C1	6567	7	3509903C1		
PH14A	12	RD	TXL	3510368R1		SS15	-	2644000R1		
PH14B	18	RD	TXL	3510365R1	3605713C1	7151	10	SWS_N_REQ	3606525C1	
PH14B	18	RD	TXL	3510365R1		SS15	-	2644000R1		
PH14C	18	RD	TXL	3510365R1	3605713C1	7151	70	SWS_N_REQ	3606525C1	
PH14C	18	RD	TXL	3510365R1		SS15	-	2644000R1		
PH92#111	18	OR	TXL	3510317R1	3605713C1	7151	11	SWS_N_REQ	3606525C1	
PH92#111	18	OR	TXL	3510317R1	3605714C1	7350	14	N/A	3606526C1	
PH92#114	18	GY	TXL	3510311R1	3605714C1	7350	20	N/A	3606526C1	
PH92#114	18	GY	TXL	3510311R1	3605713C1	7151	14	SWS_N_REQ	3606525C1	
PH92#117	18	LTBL	TXL	3510341R1	3605714C1	7350	4	N/A	3606526C1	
PH92#117	18	LTBL	TXL	3510341R1	3605713C1	7151	17	SWS_N_REQ	3606525C1	
PH92#120	18	LTBL	TXL	3510341R1	3605713C1	7151	20	SWS_N_REQ	3606525C1	
PH92#120	18	LTBL	TXL	3510341R1	3594124C91	7607M	B	3554318C1		
PH92#133	18	YL	TXL	3510335R1	3605714C1	7350	2	N/A	3606526C1	
PH92#133	18	YL	TXL	3510335R1	3605713C1	7151	33	SWS_N_REQ	3606525C1	

Circuit Number	Gauge	Color	Insulation	Terminal Splice	Connector Body	Connector		Seal / Sleeve	Lock 1	Lock 2
				Number	Part Numbers	Number	Cavity			
PH92#134	18	WH	TXL	3510359R1	3605714C1	7350	23	N/A	3606526C1	
PH92#134	18	WH	TXL	3510359R1	3605713C1	7151	34	SWS_N_REQ	3606525C1	
PH92#136	18	OR	TXL	3510317R1	3605714C1	7350	17	N/A	3606526C1	
PH92#136	18	OR	TXL	3510317R1	3605713C1	7151	36	SWS_N_REQ	3606525C1	
PH92#138	18	OR	TXL	3510317R1	3605714C1	7350	18	N/A	3606526C1	
PH92#138	18	OR	TXL	3510317R1	3605713C1	7151	38	SWS_N_REQ	3606525C1	
PH92#139	18	OR	TXL	3510317R1	3605713C1	7151	39	SWS_N_REQ	3606525C1	
PH92#139	18	OR	TXL	3510317R1	3594124C91	7604M	B	3554318C1		
PH92#140	18	LTGN	TXL	3510299R1	3610533C1	7600M	B	3554318C1	3610532C1	3662518C1
PH92#140	18	LTGN	TXL	3510299R1	3605713C1	7151	40	SWS_N_REQ	3606525C1	
PH92#142	18	WH	TXL	3510359R1	3605713C1	7151	42	SWS_N_REQ	3606525C1	
PH92#142	18	WH	TXL	3510359R1	3595620C1	1702	19	SWS_N_REQ	3598916C1	3598917C1
PH92#151	18	WH	TXL	3510359R1	3605714C1	7350	3	N/A	3606526C1	
PH92#151	18	WH	TXL	3510359R1	3605713C1	7151	51	SWS_N_REQ	3606525C1	
PH92#152	18	LTGN	TXL	3510299R1	3605714C1	7350	1	N/A	3606526C1	
PH92#152	18	LTGN	TXL	3510299R1	3605713C1	7151	52	SWS_N_REQ	3606525C1	
PH92#153	18	YL	TXL	3510335R1	3605714C1	7350	21	N/A	3606526C1	
PH92#153	18	YL	TXL	3510335R1	3605713C1	7151	53	SWS_N_REQ	3606525C1	
PH92#154	18	TN	TXL	3510329R1	3605714C1	7350	8	N/A	3606526C1	
PH92#154	18	TN	TXL	3510329R1	3605713C1	7151	54	SWS_N_REQ	3606525C1	
PH92#155	18	WH	TXL	3510359R1	3605714C1	7350	15	N/A	3606526C1	
PH92#155	18	WH	TXL	3510359R1	3605713C1	7151	55	SWS_N_REQ	3606525C1	
PH92#157	18	WH	TXL	3510359R1	3605714C1	7350	6	N/A	3606526C1	
PH92#157	18	WH	TXL	3510359R1	3605713C1	7151	57	SWS_N_REQ	3606525C1	
PH92#158	18	LTGN	TXL	3510299R1	3605714C1	7350	9	N/A	3606526C1	
PH92#158	18	LTGN	TXL	3510299R1	3605713C1	7151	58	SWS_N_REQ	3606525C1	
PH92#159	18	TN	TXL	3510329R1	3605713C1	7151	59	SWS_N_REQ	3606525C1	
PH92#159	18	TN	TXL	3510329R1	3594124C91	7604M	A	3554318C1		
PH92#160	18	YL	TXL	3510335R1	3610533C1	7600M	A	3554318C1	3610532C1	3662518C1
PH92#160	18	YL	TXL	3510335R1	3605713C1	7151	60	SWS_N_REQ	3606525C1	
PH92#161	18	TN	TXL	3510329R1	3605713C1	7151	61	SWS_N_REQ	3606525C1	
PH92#161	18	TN	TXL	3510329R1	3595620C1	1702	12	SWS_N_REQ	3598916C1	3598917C1

Circuit Number	Gauge	Color	Insulation	Terminal Splice	Connector Body	Connector		Seal / Sleeve	Lock 1	Lock 2
				Number	Part Numbers	Number	Cavity			
PH92#163	18	YL	TXL	3510335R1	3605713C1	7151	63	SWS_N_REQ	3606525C1	
PH92#163	18	YL	TXL	3510335R1	3595620C1	1702	8	SWS_N_REQ	3598916C1	3598917C1
PH92#165	18	TN	TXL	3510329R1	3605713C1	7151	65	SWS_N_REQ	3606525C1	
PH92#165	18	TN	TXL	3510329R1	3595620C1	1702	7	SWS_N_REQ	3598916C1	3598917C1
PH92#171	18	YL	TXL	3510335R1	3605714C1	7350	16	N/A	3606526C1	
PH92#171	18	YL	TXL	3510335R1	3605713C1	7151	71	SWS_N_REQ	3606525C1	
PH92#173	18	LTBL	TXL	3510341R1	3605714C1	7350	22	N/A	3606526C1	
PH92#173	18	LTBL	TXL	3510341R1	3605713C1	7151	73	SWS_N_REQ	3606525C1	
PH92#174	18	LTBL	TXL	3510341R1	3605714C1	7350	19	N/A	3606526C1	
PH92#174	18	LTBL	TXL	3510341R1	3605713C1	7151	74	SWS_N_REQ	3606525C1	
PH92#176	18	YL	TXL	3510335R1	3605714C1	7350	24	N/A	3606526C1	
PH92#176	18	YL	TXL	3510335R1	3605713C1	7151	76	SWS_N_REQ	3606525C1	
PH92#177	18	LTBL	TXL	3510341R1	3605714C1	7350	11	N/A	3606526C1	
PH92#177	18	LTBL	TXL	3510341R1	3605713C1	7151	77	SWS_N_REQ	3606525C1	
PH92#178	18	WH	TXL	3510359R1	3605714C1	7350	10	N/A	3606526C1	
PH92#178	18	WH	TXL	3510359R1	3605713C1	7151	78	SWS_N_REQ	3606525C1	
PH92#179	18	PK	TXL	3510323R1	3605714C1	7350	7	N/A	3606526C1	
PH92#179	18	PK	TXL	3510323R1	3605713C1	7151	79	SWS_N_REQ	3606525C1	
PH92#180	18	OR	TXL	3510317R1	3605713C1	7151	80	SWS_N_REQ	3606525C1	
PH92#180	18	OR	TXL	3510317R1	3594124C91	7607M	A	3554318C1		
PH92A141	18	TN	TXL	3510329R1	3605713C1	7151	41	SWS_N_REQ	3606525C1	
PH92A141	18	TN	TXL	3510329R1	3595620C1	1702	20	SWS_N_REQ	3598916C1	3598917C1
PK92#101	18	LTBL	TXL	3510341R1	3605713C1	7151	1	SWS_N_REQ	3606525C1	
PK92#101	18	LTBL	TXL	3510341R1	3525872C1	7205F	E	3568570C1	3525873C1	3525875C1
PK92#103	18	YL	TXL	3510335R1	3605713C1	7151	3	SWS_N_REQ	3606525C1	
PK92#103	18	YL	TXL	3510335R1		SS14	-	2644000R1		
PK92#105	18	OR	TXL	3510317R1	3605713C1	7151	5	SWS_N_REQ	3606525C1	
PK92#105	18	OR	TXL	3510317R1	3525872C1	7205F	H	3568570C1	3525873C1	3525875C1
PK92#143	18	LTBL	TXL	3510341R1	3605713C1	7151	43	SWS_N_REQ	3606525C1	
PK92#143	18	LTBL	TXL	3510341R1	3525872C1	7205F	B	3568570C1	3525873C1	3525875C1
PK92#150	18	PK	TXL	3510323R1	3605713C1	7151	50	SWS_N_REQ	3606525C1	
PK92#150	18	PK	TXL	3510323R1	3525872C1	7205F	C	3568570C1	3525873C1	3525875C1

Circuit Number	Gauge	Color	Insulation	Terminal Splice	Connector Body	Connector		Seal / Sleeve	Lock 1	Lock 2
				Number	Part Numbers	Number	Cavity			
PK92B103	18	YL	TXL	3510335R1	3595620C1	1702	21	SWS_N_REQ	3598916C1	3598917C1
PK92B103	18	YL	TXL	3510335R1		SS14	-	2644000R1		
PK92C103	18	YL	TXL	3510335R1	3525872C1	7205F	A	3568570C1	3525873C1	3525875C1
PK92C103	18	YL	TXL	3510335R1		SS14	-	2644000R1		
PM14A	12	RD	TXL	3510368R1	6113341C1	6567	7	3509903C1		
PM14A	12	RD	TXL	3510368R1		SS61	-	2644000R1		
PM92#105	18	OR	TXL	3510317R1	3605713C1	7500	5	SWS_N_REQ	3606525C1	
PM92#105	18	OR	TXL	3510317R1	3525872C1	7205F	F	3568570C1	3525873C1	3525875C1
PM92#110	18	RD	TXL	3510365R1	3605713C1	7500	10	SWS_N_REQ	3606525C1	
PM92#110	18	RD	TXL	3510365R1		SS61	-	2644000R1		
PM92#122	18	YL	TXL	3510335R1	3605713C1	7500	22	SWS_N_REQ	3606525C1	
PM92#122	18	YL	TXL	3510335R1	3525872C1	7205F	E	3568570C1	3525873C1	3525875C1
PM92#123	18	LTGN	TXL	3510299R1	3605713C1	7500	23	SWS_N_REQ	3606525C1	
PM92#123	18	LTGN	TXL	3510299R1	3525874C1	7206F	H	3568570C1		
PM92#130	18	YL	TXL	3510335R1	3605713C1	7500	30	SWS_N_REQ	3606525C1	
PM92#130	18	YL	TXL	3510335R1	3525874C1	7206F	G	3568570C1		
PM92#134	18	YL	TXL	3510335R1	3605713C1	7500	34	SWS_N_REQ	3606525C1	
PM92#134	18	YL	TXL	3510335R1	3595620C1	1702	19	SWS_N_REQ	3598916C1	3598917C1
PM92#143	18	LTBL	TXL	3510341R1	3605713C1	7500	43	SWS_N_REQ	3606525C1	
PM92#143	18	LTBL	TXL	3510341R1	3525874C1	7206F	D	3568570C1		
PM92#162	18	YL	TXL	3510335R1	3605713C1	7500	62	SWS_N_REQ	3606525C1	
PM92#162	18	YL	TXL	3510335R1	3525872C1	7205F	H	3568570C1	3525873C1	3525875C1
PM92#163	18	YL	TXL	3510335R1	3605713C1	7500	63	SWS_N_REQ	3606525C1	
PM92#163	18	YL	TXL	3510335R1	3595620C1	1702	8	SWS_N_REQ	3598916C1	3598917C1
PM92#164	18	LTBL	TXL	3510341R1	3605713C1	7500	64	SWS_N_REQ	3606525C1	
PM92#164	18	LTBL	TXL	3510341R1	3525872C1	7205F	G	3568570C1	3525873C1	3525875C1
PM92#165	18	TN	TXL	3510329R1	3605713C1	7500	65	SWS_N_REQ	3606525C1	
PM92#165	18	TN	TXL	3510329R1	3595620C1	1702	7	SWS_N_REQ	3598916C1	3598917C1
PM92#170	18	RD	TXL	3510365R1	3605713C1	7500	70	SWS_N_REQ	3606525C1	
PM92#170	18	RD	TXL	3510365R1		SS61	-	2644000R1		
PN92#101	18	LTBL	TXL	3510341R1	3605713C1	7500	1	SWS_N_REQ	3606525C1	
PN92#101	18	LTBL	TXL	3510341R1	3525874C1	7206F	A	3568570C1		

Circuit Number	Gauge	Color	Insulation	Terminal Splice	Connector Body	Connector		Seal / Sleeve	Lock 1	Lock 2
				Number	Part Numbers	Number	Cavity			
PN92#103	18	YL	TXL	3510335R1	3605713C1	7500	3	SWS_N_REQ	3606525C1	
PN92#103	18	YL	TXL	3510335R1		SS63	-	2644000R1		
PN92B103	18	YL	TXL	3510335R1	3525872C1	7205F	A	3568570C1	3525873C1	3525875C1
PN92B103	18	YL	TXL	3510335R1		SS63	-	2644000R1		
PN92C103	18	YL	TXL	3510335R1	3525874C1	7206F	C	3568570C1		
PN92C103	18	YL	TXL	3510335R1		SS63	-	2644000R1		
PR10B	16	WH	TXL	3510360R1	3765544C1	7105	5	3554318C1	3765546C1	
PR10B	16	WH	TXL	3510360R1	1667732C1	500	C	1664232C1	1667734C1	
PR10H	16	WH	TXL	3510360R1	3765544C1	7105	15	3554318C1	3765546C1	
PR10H	16	WH	TXL	3510360R1	1667732C1	500	B	1664232C1	1667734C1	
PS5A(+)	20	YL	193	3858761R1	3945694C1	6000	22	SWS_N_REQ	3743662C1	
PS5A(+)	20	YL	193	3858761R1		SS103	-	2644000R1		
PS5A(-)	20	GN	193	3858761R1	3945694C1	6000	46	SWS_N_REQ	3743662C1	
PS5A(-)	20	GN	193	3858761R1		SS104	-	2644000R1		
PS5B(+)	18	YL	TXL	3572112R1	3595620C1	1702	11	SWS_N_REQ	3598916C1	3598917C1
PS5B(+)	18	YL	TXL	3572112R1		SS103	-	2644000R1		
PS5B(-)	18	GN	TXL	3572112R1	3595620C1	1702	17	SWS_N_REQ	3598916C1	3598917C1
PS5B(-)	18	GN	TXL	3572112R1		SS104	-	2644000R1		
PS5C(+)	18	YL	TXL	3572112R1	3683465C1	7801B	A	3535424C1	3683466C1	3573833C1
PS5C(+)	18	YL	TXL	3572112R1		SS102	-	2644000R1		
PS5C(-)	18	GN	TXL	3572112R1	3683465C1	7801B	B	3535424C1	3683466C1	3573833C1
PS5C(-)	18	GN	TXL	3572112R1		SS101	-	2644000R1		
PS5D(+)	18	YL	TXL	3572112R1	3765544C1	7105	11	3554318C1	3765546C1	
PS5D(+)	18	YL	TXL	3572112R1		SS102	-	2644000R1		
PS5D(-)	18	GN	TXL	3572112R1	3765544C1	7105	12	3554318C1	3765546C1	
PS5D(-)	18	GN	TXL	3572112R1		SS101	-	2644000R1		
PS5E(+)	18	YL	TXL	3572112R1		SS103	-	2644000R1		
PS5E(+)	18	YL	TXL	3572112R1		SS102	-	2644000R1		
PS5E(-)	18	GN	TXL	3572112R1		SS104	-	2644000R1		
PS5E(-)	18	GN	TXL	3572112R1		SS101	-	2644000R1		
PT92#131	18	YL	TXL	3510335R1	3605715C1	7250M	11	N/A	3606532C1	
PT92#131	18	YL	TXL	3510335R1	3605713C1	7500	31	SWS_N_REQ	3606525C1	

Circuit Number	Gauge	Color	Insulation	Terminal Splice	Connector Body	Connector		Seal / Sleeve	Lock 1	Lock 2
				Number	Part Numbers	Number	Cavity			
PT92#158	18	LTGN	TXL	3510299R1	3605715C1	7250M	19	N/A	3606532C1	
PT92#158	18	LTGN	TXL	3510299R1	3605713C1	7500	58	SWS_N_REQ	3606525C1	
PT92A112	18	PK	TXL	3510323R1	3605715C1	7250M	16	N/A	3606532C1	
PT92A112	18	PK	TXL	3510323R1	3605713C1	7500	12	SWS_N_REQ	3606525C1	
PU92#123	18	LTGN	TXL	3510299R1	1661601C1	1502	2	N/A		
PU92#123	18	LTGN	TXL	3510299R1		SS111	-	2644000R1		
PU92#145	18	OR	TXL	3510317R1	3627615C1	1503	8	N/A		
PU92#145	18	OR	TXL	3510317R1		SS112	-	2644000R1		
PU92A123	18	LTGN	TXL	3510299R1	3525872C1	7205F	F	3568570C1	3525873C1	3525875C1
PU92A123	18	LTGN	TXL	3510299R1		SS111	-	2644000R1		
PU92A145	18	OR	TXL	3510317R1	3525872C1	7205F	G	3568570C1	3525873C1	3525875C1
PU92A145	18	OR	TXL	3510317R1		SS112	-	2644000R1		
PU92B123	18	LTGN	TXL	3510299R1	3595620C1	1702	25	SWS_N_REQ	3598916C1	3598917C1
PU92B123	18	LTGN	TXL	3510299R1		SS111	-	2644000R1		
PU92B145	18	OR	TXL	3510317R1	3595620C1	1702	6	SWS_N_REQ	3598916C1	3598917C1
PU92B145	18	OR	TXL	3510317R1		SS112	-	2644000R1		
PV14A	12	RD	TXL	3510368R1	6113341C1	6567	7	3509903C1		
PV14A	12	RD	TXL	3510368R1		SS110	-	2644000R1		
PV14B	18	RD	TXL	3510365R1	2018589C1	1501	5	N/A		
PV14B	18	RD	TXL	3510365R1		SS110	-	2644000R1		
PV14C	18	RD	TXL	3510365R1	1661601C1	1502	1	N/A		
PV14C	18	RD	TXL	3510365R1		SS110	-	2644000R1		
PV92#111	18	OR	TXL	3510317R1	3605714C1	7350	14	N/A	3606526C1	
PV92#111	18	OR	TXL	3510317R1	1661601C1	1502	3	N/A		
PV92#114	18	GY	TXL	3510311R1	3605714C1	7350	20	N/A	3606526C1	
PV92#114	18	GY	TXL	3510311R1	1661601C1	1502	4	N/A		
PV92#117	18	LTBL	TXL	3510341R1	3605714C1	7350	4	N/A	3606526C1	
PV92#117	18	LTBL	TXL	3510341R1	1661601C1	1502	5	N/A		
PV92#120	18	LTBL	TXL	3510341R1	3594124C91	7607M	B	3554318C1		
PV92#120	18	LTBL	TXL	3510341R1	2018589C1	1501	6	N/A		
PV92#133	18	YL	TXL	3510335R1	3605714C1	7350	2	N/A	3606526C1	
PV92#133	18	YL	TXL	3510335R1	1661601C1	1502	6	N/A		

Circuit Number	Gauge	Color	Insulation	Terminal Splice	Connector Body	Connector		Seal / Sleeve	Lock 1	Lock 2
				Number	Part Numbers	Number	Cavity			
PV92#134	18	WH	TXL	3510359R1	3605714C1	7350	23	N/A	3606526C1	
PV92#134	18	WH	TXL	3510359R1	1661601C1	1502	7	N/A		
PV92#136	18	OR	TXL	3510317R1	3605714C1	7350	17	N/A	3606526C1	
PV92#136	18	OR	TXL	3510317R1	1661601C1	1502	8	N/A		
PV92#138	18	OR	TXL	3510317R1	3605714C1	7350	18	N/A	3606526C1	
PV92#138	18	OR	TXL	3510317R1	1661601C1	1502	9	N/A		
PV92#139	18	OR	TXL	3510317R1	3594124C91	7604M	B	3554318C1		
PV92#139	18	OR	TXL	3510317R1	2018589C1	1501	9	N/A		
PV92#140	18	LTGN	TXL	3510299R1	3610533C1	7600M	B	3554318C1	3610532C1	3662518C1
PV92#140	18	LTGN	TXL	3510299R1	2018589C1	1501	14	N/A		
PV92#142	18	WH	TXL	3510359R1	3595620C1	1702	19	SWS_N_REQ	3598916C1	3598917C1
PV92#142	18	WH	TXL	3510359R1	2018589C1	1501	11	N/A		
PV92#151	18	WH	TXL	3510359R1	3605714C1	7350	3	N/A	3606526C1	
PV92#151	18	WH	TXL	3510359R1	1661601C1	1502	11	N/A		
PV92#152	18	LTGN	TXL	3510299R1	3605714C1	7350	1	N/A	3606526C1	
PV92#152	18	LTGN	TXL	3510299R1	1661601C1	1502	12	N/A		
PV92#153	18	YL	TXL	3510335R1	3605714C1	7350	21	N/A	3606526C1	
PV92#153	18	YL	TXL	3510335R1	1661601C1	1502	13	N/A		
PV92#154	18	TN	TXL	3510329R1	3605714C1	7350	8	N/A	3606526C1	
PV92#154	18	TN	TXL	3510329R1	1661601C1	1502	14	N/A		
PV92#155	18	WH	TXL	3510359R1	3605714C1	7350	15	N/A	3606526C1	
PV92#155	18	WH	TXL	3510359R1	1661601C1	1502	15	N/A		
PV92#157	18	WH	TXL	3510359R1	3605714C1	7350	6	N/A	3606526C1	
PV92#157	18	WH	TXL	3510359R1	1661601C1	1502	16	N/A		
PV92#158	18	LTGN	TXL	3510299R1	3605714C1	7350	9	N/A	3606526C1	
PV92#158	18	LTGN	TXL	3510299R1	1661601C1	1502	17	N/A		
PV92#159	18	TN	TXL	3510329R1	3594124C91	7604M	A	3554318C1		
PV92#159	18	TN	TXL	3510329R1	2018589C1	1501	10	N/A		
PV92#160	18	YL	TXL	3510335R1	3610533C1	7600M	A	3554318C1	3610532C1	3662518C1
PV92#160	18	YL	TXL	3510335R1	2018589C1	1501	15	N/A		
PV92#161	18	TN	TXL	3510329R1	3627615C1	1503	15	N/A		
PV92#161	18	TN	TXL	3510329R1	3595620C1	1702	12	SWS_N_REQ	3598916C1	3598917C1

Circuit Number	Gauge	Color	Insulation	Terminal Splice	Connector Body	Connector		Seal / Sleeve	Lock 1	Lock 2
				Number	Part Numbers	Number	Cavity			
PV92#163	18	YL	TXL	3510335R1	3595620C1	1702	8	SWS_N_REQ	3598916C1	3598917C1
PV92#163	18	YL	TXL	3510335R1	2018589C1	1501	16	N/A		
PV92#165	18	TN	TXL	3510329R1	3595620C1	1702	7	SWS_N_REQ	3598916C1	3598917C1
PV92#165	18	TN	TXL	3510329R1	2018589C1	1501	17	N/A		
PV92#171	18	YL	TXL	3510335R1	3627615C1	1503	1	N/A		
PV92#171	18	YL	TXL	3510335R1	3605714C1	7350	16	N/A	3606526C1	
PV92#173	18	LTBL	TXL	3510341R1	3627615C1	1503	2	N/A		
PV92#173	18	LTBL	TXL	3510341R1	3605714C1	7350	22	N/A	3606526C1	
PV92#174	18	LTBL	TXL	3510341R1	3627615C1	1503	3	N/A		
PV92#174	18	LTBL	TXL	3510341R1	3605714C1	7350	19	N/A	3606526C1	
PV92#176	18	YL	TXL	3510335R1	3627615C1	1503	4	N/A		
PV92#176	18	YL	TXL	3510335R1	3605714C1	7350	24	N/A	3606526C1	
PV92#177	18	LTBL	TXL	3510341R1	3627615C1	1503	5	N/A		
PV92#177	18	LTBL	TXL	3510341R1	3605714C1	7350	11	N/A	3606526C1	
PV92#178	18	WH	TXL	3510359R1	3627615C1	1503	6	N/A		
PV92#178	18	WH	TXL	3510359R1	3605714C1	7350	10	N/A	3606526C1	
PV92#179	18	PK	TXL	3510323R1	3627615C1	1503	7	N/A		
PV92#179	18	PK	TXL	3510323R1	3605714C1	7350	7	N/A	3606526C1	
PV92#180	18	OR	TXL	3510317R1	3594124C91	7607M	A	3554318C1		
PV92#180	18	OR	TXL	3510317R1	2018589C1	1501	7	N/A		
PV92A141	18	TN	TXL	3510329R1	3595620C1	1702	20	SWS_N_REQ	3598916C1	3598917C1
PV92A141	18	TN	TXL	3510329R1	1661601C1	1502	10	N/A		
PW31#154	18	TN	TXL	3510329R1	3605715C1	7250M	18	N/A	3606532C1	
PW31#154	18	TN	TXL	3510329R1	3605713C1	7500	54	SWS_N_REQ	3606525C1	
PW47#140	18	LTGN	150	2645920R1	3610533C1	7605M	B	3554318C1	3610532C1	3662518C1
PW47#140	18	LTGN	150	2645920R1	3605713C1	7500	40	SWS_N_REQ	3606525C1	
PW47#160	18	YL	150	2645910R1	3610533C1	7605M	A	3554318C1	3610532C1	3662518C1
PW47#160	18	YL	150	2645910R1	3605713C1	7500	60	SWS_N_REQ	3606525C1	
PW48#139	18	OR	150	2645921R1	3610533C1	7603M	B	3554318C1	3610532C1	3662518C1
PW48#139	18	OR	150	2645921R1	3605713C1	7500	39	SWS_N_REQ	3606525C1	
PW48#159	18	TN	150	2645915R1	3610533C1	7603M	A	3554318C1	3610532C1	3662518C1
PW48#159	18	TN	150	2645915R1	3605713C1	7500	59	SWS_N_REQ	3606525C1	

Circuit Number	Gauge	Color	Insulation	Terminal Splice	Connector Body	Connector		Seal / Sleeve	Lock 1	Lock 2
				Number	Part Numbers	Number	Cavity			
PW92#111	18	OR	TXL	3510317R1	3605715C1	7250M	1	N/A	3606532C1	
PW92#111	18	OR	TXL	3510317R1	3605713C1	7500	11	SWS_N_REQ	3606525C1	
PW92#116	18	LTBL	TXL	3510341R1	3605715C1	7250M	15	N/A	3606532C1	
PW92#116	18	LTBL	TXL	3510341R1	3605713C1	7500	16	SWS_N_REQ	3606525C1	
PW92#118	18	GY	TXL	3510311R1	3605715C1	7250M	17	N/A	3606532C1	
PW92#118	18	GY	TXL	3510311R1	3605713C1	7500	18	SWS_N_REQ	3606525C1	
PW92#133	18	YL	TXL	3510335R1	3605715C1	7250M	9	N/A	3606532C1	
PW92#133	18	YL	TXL	3510335R1	3605713C1	7500	33	SWS_N_REQ	3606525C1	
PW92#136	18	OR	TXL	3510317R1	3605715C1	7250M	4	N/A	3606532C1	
PW92#136	18	OR	TXL	3510317R1	3605713C1	7500	36	SWS_N_REQ	3606525C1	
PW92#137	18	WH	TXL	3510359R1	3605715C1	7250M	12	N/A	3606532C1	
PW92#137	18	WH	TXL	3510359R1	3605713C1	7500	37	SWS_N_REQ	3606525C1	
PW92#151	18	WH	TXL	3510359R1	3605715C1	7250M	10	N/A	3606532C1	
PW92#151	18	WH	TXL	3510359R1	3605713C1	7500	51	SWS_N_REQ	3606525C1	
PW92#152	18	LTGN	TXL	3510299R1	3605715C1	7250M	5	N/A	3606532C1	
PW92#152	18	LTGN	TXL	3510299R1	3605713C1	7500	52	SWS_N_REQ	3606525C1	
PW92#155	18	WH	TXL	3510359R1	3605715C1	7250M	2	N/A	3606532C1	
PW92#155	18	WH	TXL	3510359R1	3605713C1	7500	55	SWS_N_REQ	3606525C1	
PW92#171	18	YL	TXL	3510335R1	3605715C1	7250M	6	N/A	3606532C1	
PW92#171	18	YL	TXL	3510335R1	3605713C1	7500	71	SWS_N_REQ	3606525C1	
PW92#174	18	LTBL	TXL	3510341R1	3605715C1	7250M	8	N/A	3606532C1	
PW92#174	18	LTBL	TXL	3510341R1	3605713C1	7500	74	SWS_N_REQ	3606525C1	
PW92#176	18	YL	TXL	3510335R1	3605715C1	7250M	20	N/A	3606532C1	
PW92#176	18	YL	TXL	3510335R1	3605713C1	7500	76	SWS_N_REQ	3606525C1	
PW92#177	18	LTGN	TXL	3510299R1	3605715C1	7250M	3	N/A	3606532C1	
PW92#177	18	LTGN	TXL	3510299R1	3605713C1	7500	77	SWS_N_REQ	3606525C1	
PW92#180	18	OR	TXL	3510317R1	3605715C1	7250M	13	N/A	3606532C1	
PW92#180	18	OR	TXL	3510317R1	3605713C1	7500	80	SWS_N_REQ	3606525C1	
PW92A120	18	LTBL	TXL	3510341R1	3605715C1	7250M	14	N/A	3606532C1	
PW92A120	18	LTBL	TXL	3510341R1	3605713C1	7500	20	SWS_N_REQ	3606525C1	
PX92A131	18	YL	TXL	3510335R1	3627615C1	1503	14	N/A		
PX92A131	18	YL	TXL	3510335R1	3605714C1	7350	13	N/A	3606526C1	

Circuit Number	Gauge	Color	Insulation	Terminal Splice	Connector Body	Connector		Seal / Sleeve	Lock 1	Lock 2
				Number	Part Numbers	Number	Cavity			
PX92A137	18	WH	TXL	3510359R1	3627615C1	1503	16	N/A		
PX92A137	18	WH	TXL	3510359R1	3605714C1	7350	12	N/A	3606526C1	
PY92#145	18	OR	TXL	3510317R1	3605713C1	7500	45	SWS_N_REQ	3606525C1	
PY92#145	18	OR	TXL	3510317R1	3595620C1	1702	6	SWS_N_REQ	3598916C1	3598917C1
PY92A141	18	TN	TXL	3510329R1	3605713C1	7500	41	SWS_N_REQ	3606525C1	
PY92A141	18	TN	TXL	3510329R1	3595620C1	1702	20	SWS_N_REQ	3598916C1	3598917C1
PZ92#102	18	TN	TXL	3510329R1	3765545C1	7106	2	3554318C1	3765547C1	3765565C1
PZ92#102	18	TN	TXL	3510329R1	3525874C1	7208M	A	3568570C1		
PZ92#105	18	TN	TXL	3510329R1	3765545C1	7106	5	3554318C1	3765547C1	3765565C1
PZ92#105	18	TN	TXL	3510329R1		SS105	-	2644000R1		
PZ92#114	18	TN	TXL	3510329R1	3765545C1	7106	14	3554318C1	3765547C1	3765565C1
PZ92#114	18	TN	TXL	3510329R1	3525874C1	7208M	C	3568570C1		
PZ92#115	18	TN	TXL	3510329R1	3765545C1	7106	15	3554318C1	3765547C1	3765565C1
PZ92#115	18	TN	TXL	3510329R1	3525874C1	7208M	D	3568570C1		
PZ92#116	18	TN	TXL	3510329R1	3765545C1	7106	16	3554318C1	3765547C1	3765565C1
PZ92#116	18	TN	TXL	3510329R1	3525874C1	7208M	E	3568570C1		
PZ92A	18	TN	TXL	3510329R1	3525874C1	7208M	B	3568570C1		
PZ92A	18	TN	TXL	3510329R1		SS105	-	2644000R1		
PZ92B	18	TN	TXL	3510329R1	3595620C1	1702	9	SWS_N_REQ	3598916C1	3598917C1
PZ92B	18	TN	TXL	3510329R1		SS105	-	2644000R1		
RA14-G	12	WH	TXL	3510362R1	6112506C1	4060	5	SWS_N_REQ		
RA14-G	12	WH	TXL	3510362R1	1669834C1	9263F	A	589391C1	1675053C1	
RA14A	12	RD	TXL	3510368R1	6112506C1	4060	4	SWS_N_REQ		
RA14A	12	RD	TXL	3510368R1	1664531C1	9264M	A	589391C1	1675053C1	
RB92	18	TN	TXL	3510329R1	3765545C1	7106	5	3554318C1	3765547C1	3765565C1
RB92	18	TN	TXL	3510329R1	3595620C1	1702	9	SWS_N_REQ	3598916C1	3598917C1
RL92#117	18	LTBL	TXL	3510341R1	3605713C1	7500	17	SWS_N_REQ	3606525C1	
RL92#117	18	LTBL	TXL	3510341R1	3525874C1	7206F	B	3568570C1		
RL92#142	18	WH	TXL	3510359R1	3605713C1	7500	42	SWS_N_REQ	3606525C1	
RL92#142	18	WH	TXL	3510359R1	3525874C1	7206F	E	3568570C1		
RL92#145	18	OR	TXL	3510317R1	3605713C1	7500	45	SWS_N_REQ	3606525C1	
RL92#145	18	OR	TXL	3510317R1	3525874C1	7206F	F	3568570C1		

Circuit Number	Gauge	Color	Insulation	Terminal Splice	Connector Body	Connector		Seal / Sleeve	Lock 1	Lock 2
				Number	Part Numbers	Number	Cavity			
RL92A141	18	TN	TXL	3510329R1	3605713C1	7500	41	SWS_N_REQ	3606525C1	
RL92A141	18	TN	TXL	3510329R1	3595620C1	1702	20	SWS_N_REQ	3598916C1	3598917C1
RM92A117	18	LTBL	TXL	3510341R1	3605713C1	7500	17	SWS_N_REQ	3606525C1	
RM92A117	18	LTBL	TXL	3510341R1		SS62	-	2644000R1		
RM92A142	18	WH	TXL	3510359R1	3605713C1	7500	42	SWS_N_REQ	3606525C1	
RM92A142	18	WH	TXL	3510359R1		SS62	-	2644000R1		
RM92DL	18	LTBL	TXL	3510341R1	3595620C1	1702	25	SWS_N_REQ	3598916C1	3598917C1
RM92DL	18	LTBL	TXL	3510341R1		SS62	-	2644000R1		
RN92#117	18	LTBL	TXL	3510341R1	3605713C1	7500	17	SWS_N_REQ	3606525C1	
RN92#117	18	LTBL	TXL	3510341R1	3595620C1	1702	25	SWS_N_REQ	3598916C1	3598917C1
RS92#101	18	LTBL	TXL	3510341R1	3525872C1	7205F	E	3568570C1	3525873C1	3525875C1
RS92#101	18	LTBL	TXL	3510341R1	2018589C1	1501	1	N/A		
RS92#103	18	YL	TXL	3510335R1	2018589C1	1501	2	N/A		
RS92#103	18	YL	TXL	3510335R1		SS117	-	2644000R1		
RS92#105	18	OR	TXL	3510317R1	3525872C1	7205F	H	3568570C1	3525873C1	3525875C1
RS92#105	18	OR	TXL	3510317R1	2018589C1	1501	3	N/A		
RS92#143	18	LTBL	TXL	3510341R1	3525872C1	7205F	B	3568570C1	3525873C1	3525875C1
RS92#143	18	LTBL	TXL	3510341R1	2018589C1	1501	12	N/A		
RS92#150	18	PK	TXL	3510323R1	3525872C1	7205F	C	3568570C1	3525873C1	3525875C1
RS92#150	18	PK	TXL	3510323R1	2018589C1	1501	13	N/A		
RS92B103	18	YL	TXL	3510335R1	3595620C1	1702	21	SWS_N_REQ	3598916C1	3598917C1
RS92B103	18	YL	TXL	3510335R1		SS117	-	2644000R1		
RS92C103	18	YL	TXL	3510335R1	3525872C1	7205F	A	3568570C1	3525873C1	3525875C1
RS92C103	18	YL	TXL	3510335R1		SS117	-	2644000R1		
RT5#106	18	YL	TXL	3572112R1	3627615C1	1503	10	N/A		
RT5#106	18	YL	TXL	3572112R1		SS119	-	2644000R1		
RT5#127	18	GN	TXL	3572112R1	3627615C1	1503	9	N/A		
RT5#127	18	GN	TXL	3572112R1		SS118	-	2644000R1		
RT5A(+)	18	YL	TXL	3572112R1	3595620C1	1702	11	SWS_N_REQ	3598916C1	3598917C1
RT5A(+)	18	YL	TXL	3572112R1		SS120	-	2644000R1		
RT5A(-)	18	GN	TXL	3572112R1	3595620C1	1702	17	SWS_N_REQ	3598916C1	3598917C1
RT5A(-)	18	GN	TXL	3572112R1		SS121	-	2644000R1		

Circuit Number	Gauge	Color	Insulation	Terminal Splice	Connector Body	Connector		Seal / Sleeve	Lock 1	Lock 2
				Number	Part Numbers	Number	Cavity			
RT5B(+)	20	YL	193	3858761R1	3945694C1	6000	22	SWS_N_REQ	3743662C1	
RT5B(+)	20	YL	193	3858761R1		SS120	-	2644000R1		
RT5B(-)	20	GN	193	3858761R1	3945694C1	6000	46	SWS_N_REQ	3743662C1	
RT5B(-)	20	GN	193	3858761R1		SS121	-	2644000R1		
RT5C(+)	18	YL	TXL	3572112R1		SS120	-	2644000R1		
RT5C(+)	18	YL	TXL	3572112R1		SS119	-	2644000R1		
RT5C(-)	18	GN	TXL	3572112R1		SS121	-	2644000R1		
RT5C(-)	18	GN	TXL	3572112R1		SS118	-	2644000R1		
RT5D(+)	18	YL	TXL	3572112R1	3683465C1	7801B	A	3535424C1	3683466C1	3573833C1
RT5D(+)	18	YL	TXL	3572112R1		SS119	-	2644000R1		
RT5D(-)	18	GN	TXL	3572112R1	3683465C1	7801B	B	3535424C1	3683466C1	3573833C1
RT5D(-)	18	GN	TXL	3572112R1		SS118	-	2644000R1		
RU10A	10	BK	GXL	2643773R1	1667732C1	500	B	1667735C1	1667734C1	
RU10A	10	BK	GXL	2643773R1		SS123	-	2644000R1		
RU10B	18	BK	TXL	3510293R1	2018589C1	1501	4	N/A		
RU10B	18	BK	TXL	3510293R1		SS123	-	2644000R1		
RU10C	18	BK	TXL	3510293R1	2018589C1	1501	18	N/A		
RU10C	18	BK	TXL	3510293R1		SS123	-	2644000R1		
RV10A	10	BK	GXL	2643773R1	1667732C1	500	B	1667735C1	1667734C1	
RV10A	10	BK	GXL	2643773R1		SS125	-	2644000R1		
RV10B	18	BK	TXL	3510293R1	2018589C1	1501	4	N/A		
RV10B	18	BK	TXL	3510293R1		SS125	-	2644000R1		
RV10C	18	BK	TXL	3510293R1	2018589C1	1501	18	N/A		
RV10C	18	BK	TXL	3510293R1		SS125	-	2644000R1		
RW10A	10	BK	GXL	2643773R1	1667732C1	500	B	1667735C1	1667734C1	
RW10A	10	BK	GXL	2643773R1		SS127	-	2644000R1		
RW10B	18	BK	TXL	3510293R1	2018589C1	1501	4	N/A		
RW10B	18	BK	TXL	3510293R1		SS127	-	2644000R1		
RW10C	18	BK	TXL	3510293R1	2018589C1	1501	18	N/A		
RW10C	18	BK	TXL	3510293R1		SS127	-	2644000R1		
RY14LSA	18	BK	GXL	2643670R1	BLUNT_SL_V	9724	B	SWS_N_REQ		
RY14LSA	18	BK	GXL	2643670R1	587570C91	9913B	A	1652325C1		

Circuit Number	Gauge	Color	Insulation	Terminal Splice	Connector Body	Connector		Seal / Sleeve	Lock 1	Lock 2
				Number	Part Numbers	Number	Cavity			
RY14LSB	18	RD	GXL	2643759R1	BLUNT_SL_V	9724	A	SWS_N_REQ		
RY14LSB	18	RD	GXL	2643759R1	587570C91	9913B	B	1652325C1		
RY14LSC	12	WH	GXL	2643787R1	3595620C1	1702	42	SWS_N_REQ	3598916C1	3598917C1
RY14LSC	12	WH	GXL	2643787R1	587570C91	9913B	C	589390C1		
SB5#106	18	YL	TXL	3572112R1	3627615C1	1503	12	N/A		
SB5#106	18	YL	TXL	3572112R1		SS96	-	2644000R1		
SB5#127	18	GN	TXL	3572112R1	3627615C1	1503	4	N/A		
SB5#127	18	GN	TXL	3572112R1		SS95	-	2644000R1		
SB5A(+)	18	YL	TXL	3572112R1	3595620C1	1702	11	SWS_N_REQ	3598916C1	3598917C1
SB5A(+)	18	YL	TXL	3572112R1		SS94	-	2644000R1		
SB5A(-)	18	GN	TXL	3572112R1	3595620C1	1702	17	SWS_N_REQ	3598916C1	3598917C1
SB5A(-)	18	GN	TXL	3572112R1		SS93	-	2644000R1		
SB5B(+)	20	YL	193	3858761R1	3945694C1	6000	22	SWS_N_REQ	3743662C1	
SB5B(+)	20	YL	193	3858761R1		SS94	-	2644000R1		
SB5B(-)	20	GN	193	3858761R1	3945694C1	6000	46	SWS_N_REQ	3743662C1	
SB5B(-)	20	GN	193	3858761R1		SS93	-	2644000R1		
SB5C(+)	18	YL	TXL	3572112R1		SS96	-	2644000R1		
SB5C(+)	18	YL	TXL	3572112R1		SS94	-	2644000R1		
SB5C(-)	18	GN	TXL	3572112R1		SS95	-	2644000R1		
SB5C(-)	18	GN	TXL	3572112R1		SS93	-	2644000R1		
SB5D(+)	18	YL	TXL	3572112R1	3683465C1	7801M	A	3535424C1	3683466C1	3573833C1
SB5D(+)	18	YL	TXL	3572112R1		SS96	-	2644000R1		
SB5D(-)	18	GN	TXL	3572112R1	3683465C1	7801M	B	3535424C1	3683466C1	3573833C1
SB5D(-)	18	GN	TXL	3572112R1		SS95	-	2644000R1		
SM14A	12	RD	TXL	3510368R1	6113341C1	6567	7	3509903C1		
SM14A	12	RD	TXL	3510368R1		SS66	-	2644000R1		
SM92#101	18	LTBL	TXL	3510341R1	3525874C1	7206F	A	3568570C1		
SM92#101	18	LTBL	TXL	3510341R1	2018589C1	1501	1	N/A		
SM92#105	18	OR	TXL	3510317R1	3525872C1	7205F	F	3568570C1	3525873C1	3525875C1
SM92#105	18	OR	TXL	3510317R1	2018589C1	1501	3	N/A		
SM92#110	18	RD	TXL	3510365R1	2018589C1	1501	5	N/A		
SM92#110	18	RD	TXL	3510365R1		SS66	-	2644000R1		

Circuit Number	Gauge	Color	Insulation	Terminal Splice	Connector Body	Connector		Seal / Sleeve	Lock 1	Lock 2
				Number	Part Numbers	Number	Cavity			
SM92#122	18	YL	TXL	3510335R1	3525872C1	7205F	E	3568570C1	3525873C1	3525875C1
SM92#122	18	YL	TXL	3510335R1	2018589C1	1501	7	N/A		
SM92#123	18	LTGN	TXL	3510299R1	3525874C1	7206F	H	3568570C1		
SM92#123	18	LTGN	TXL	3510299R1	2018589C1	1501	8	N/A		
SM92#130	18	WH	TXL	3510359R1	3525874C1	7206F	G	3568570C1		
SM92#130	18	WH	TXL	3510359R1	2018589C1	1501	10	N/A		
SM92#134	18	YL	TXL	3510335R1	3595620C1	1702	19	SWS_N_REQ	3598916C1	3598917C1
SM92#134	18	YL	TXL	3510335R1	2018589C1	1501	11	N/A		
SM92#143	18	LTBL	TXL	3510341R1	3525874C1	7206F	D	3568570C1		
SM92#143	18	LTBL	TXL	3510341R1	2018589C1	1501	13	N/A		
SM92#162	18	YL	TXL	3510335R1	3525872C1	7205F	H	3568570C1	3525873C1	3525875C1
SM92#162	18	YL	TXL	3510335R1	2018589C1	1501	17	N/A		
SM92#163	18	YL	TXL	3510335R1	3595620C1	1702	8	SWS_N_REQ	3598916C1	3598917C1
SM92#163	18	YL	TXL	3510335R1	2018589C1	1501	18	N/A		
SM92#164	18	LTBL	TXL	3510341R1	3525872C1	7205F	G	3568570C1	3525873C1	3525875C1
SM92#164	18	LTBL	TXL	3510341R1	1661601C1	1502	1	N/A		
SM92#165	18	TN	TXL	3510329R1	3595620C1	1702	7	SWS_N_REQ	3598916C1	3598917C1
SM92#165	18	TN	TXL	3510329R1	1661601C1	1502	2	N/A		
SM92#170	18	RD	TXL	3510365R1	1661601C1	1502	4	N/A		
SM92#170	18	RD	TXL	3510365R1		SS66	-	2644000R1		
SN92#103	18	YL	TXL	3510335R1	2018589C1	1501	2	N/A		
SN92#103	18	YL	TXL	3510335R1		SS65	-	2644000R1		
SN92B103	18	YL	TXL	3510335R1	3525872C1	7205F	A	3568570C1	3525873C1	3525875C1
SN92B103	18	YL	TXL	3510335R1		SS65	-	2644000R1		
SN92C103	18	YL	TXL	3510335R1	3525874C1	7206F	C	3568570C1		
SN92C103	18	YL	TXL	3510335R1		SS65	-	2644000R1		
ST92#131	18	YL	TXL	3510335R1	3605715C1	7250M	11	N/A	3606532C1	
ST92#131	18	YL	TXL	3510335R1	1661601C1	1502	9	N/A		
ST92#158	18	LTGN	TXL	3510299R1	3605715C1	7250M	19	N/A	3606532C1	
ST92#158	18	LTGN	TXL	3510299R1	1661601C1	1502	13	N/A		
ST92A112	18	PK	TXL	3510323R1	3605715C1	7250M	16	N/A	3606532C1	
ST92A112	18	PK	TXL	3510323R1	1661601C1	1502	6	N/A		

Circuit Number	Gauge	Color	Insulation	Terminal Splice	Connector Body	Connector		Seal / Sleeve	Lock 1	Lock 2
				Number	Part Numbers	Number	Cavity			
SW31#154	18	TN	TXL	3510329R1	3605715C1	7250M	18	N/A	3606532C1	
SW31#154	18	TN	TXL	3510329R1	1661601C1	1502	17	N/A		
SW47#140	18	LTGN	150	2645920R1	3627615C1	1503	2	N/A		
SW47#140	18	LTGN	150	2645920R1	3610533C1	7605M	B	3554318C1	3610532C1	3662518C1
SW47#160	18	YL	150	2645910R1	3627615C1	1503	10	N/A		
SW47#160	18	YL	150	2645910R1	3610533C1	7605M	A	3554318C1	3610532C1	3662518C1
SW48#139	18	OR	150	2645921R1	3627615C1	1503	1	N/A		
SW48#139	18	OR	150	2645921R1	3610533C1	7603M	B	3554318C1	3610532C1	3662518C1
SW48#159	18	TN	150	2645915R1	3627615C1	1503	9	N/A		
SW48#159	18	TN	150	2645915R1	3610533C1	7603M	A	3554318C1	3610532C1	3662518C1
SW92#111	18	OR	TXL	3510317R1	3605715C1	7250M	1	N/A	3606532C1	
SW92#111	18	OR	TXL	3510317R1	1661601C1	1502	5	N/A		
SW92#116	18	LTBL	TXL	3510341R1	3605715C1	7250M	15	N/A	3606532C1	
SW92#116	18	LTBL	TXL	3510341R1	1661601C1	1502	7	N/A		
SW92#118	18	GY	TXL	3510311R1	3627615C1	1503	18	N/A		
SW92#118	18	GY	TXL	3510311R1	3605715C1	7250M	17	N/A	3606532C1	
SW92#133	18	YL	TXL	3510335R1	3605715C1	7250M	9	N/A	3606532C1	
SW92#133	18	YL	TXL	3510335R1	1661601C1	1502	10	N/A		
SW92#136	18	OR	TXL	3510317R1	3605715C1	7250M	4	N/A	3606532C1	
SW92#136	18	OR	TXL	3510317R1	1661601C1	1502	11	N/A		
SW92#137	18	WH	TXL	3510359R1	3605715C1	7250M	12	N/A	3606532C1	
SW92#137	18	WH	TXL	3510359R1	1661601C1	1502	12	N/A		
SW92#151	18	WH	TXL	3510359R1	3605715C1	7250M	10	N/A	3606532C1	
SW92#151	18	WH	TXL	3510359R1	1661601C1	1502	15	N/A		
SW92#152	18	LTGN	TXL	3510299R1	3605715C1	7250M	5	N/A	3606532C1	
SW92#152	18	LTGN	TXL	3510299R1	1661601C1	1502	16	N/A		
SW92#155	18	WH	TXL	3510359R1	3627615C1	1503	5	N/A		
SW92#155	18	WH	TXL	3510359R1	3605715C1	7250M	2	N/A	3606532C1	
SW92#171	18	YL	TXL	3510335R1	3605715C1	7250M	6	N/A	3606532C1	
SW92#171	18	YL	TXL	3510335R1	1661601C1	1502	14	N/A		
SW92#174	18	LTBL	TXL	3510341R1	3627615C1	1503	6	N/A		
SW92#174	18	LTBL	TXL	3510341R1	3605715C1	7250M	8	N/A	3606532C1	

Circuit Number	Gauge	Color	Insulation	Terminal Splice	Connector Body	Connector		Seal / Sleeve	Lock 1	Lock 2
				Number	Part Numbers	Number	Cavity			
SW92#176	18	YL	TXL	3510335R1	3627615C1	1503	7	N/A		
SW92#176	18	YL	TXL	3510335R1	3605715C1	7250M	20	N/A	3606532C1	
SW92#177	18	LTGN	TXL	3510299R1	3605715C1	7250M	3	N/A	3606532C1	
SW92#177	18	LTGN	TXL	3510299R1	1661601C1	1502	8	N/A		
SW92#180	18	OR	TXL	3510317R1	3627615C1	1503	11	N/A		
SW92#180	18	OR	TXL	3510317R1	3605715C1	7250M	13	N/A	3606532C1	
SW92A120	18	LTBL	TXL	3510341R1	3627615C1	1503	3	N/A		
SW92A120	18	LTBL	TXL	3510341R1	3605715C1	7250M	14	N/A	3606532C1	
SY92#145	18	OR	TXL	3510317R1	3595620C1	1702	6	SWS_N_REQ	3598916C1	3598917C1
SY92#145	18	OR	TXL	3510317R1	2018589C1	1501	14	N/A		
SY92A141	18	TN	TXL	3510329R1	3595620C1	1702	20	SWS_N_REQ	3598916C1	3598917C1
SY92A141	18	TN	TXL	3510329R1	2018589C1	1501	12	N/A		
TL92#117	18	LTBL	TXL	3510341R1	3525874C1	7206F	B	3568570C1		
TL92#117	18	LTBL	TXL	3510341R1	2018589C1	1501	6	N/A		
TL92#142	18	WH	TXL	3510359R1	3627615C1	1503	13	N/A		
TL92#142	18	WH	TXL	3510359R1	3525874C1	7206F	E	3568570C1		
TL92#145	18	OR	TXL	3510317R1	3525874C1	7206F	F	3568570C1		
TL92#145	18	OR	TXL	3510317R1	2018589C1	1501	14	N/A		
TL92A141	18	TN	TXL	3510329R1	3595620C1	1702	20	SWS_N_REQ	3598916C1	3598917C1
TL92A141	18	TN	TXL	3510329R1	2018589C1	1501	12	N/A		
TM92A117	18	LTBL	TXL	3510341R1	2018589C1	1501	6	N/A		
TM92A117	18	LTBL	TXL	3510341R1		SS64	-	2644000R1		
TM92A142	18	WH	TXL	3510359R1	3627615C1	1503	13	N/A		
TM92A142	18	WH	TXL	3510359R1		SS64	-	2644000R1		
TM92DL	18	LTBL	TXL	3510341R1	3595620C1	1702	25	SWS_N_REQ	3598916C1	3598917C1
TM92DL	18	LTBL	TXL	3510341R1		SS64	-	2644000R1		
TN92#117	18	LTBL	TXL	3510341R1	3595620C1	1702	25	SWS_N_REQ	3598916C1	3598917C1
TN92#117	18	LTBL	TXL	3510341R1	2018589C1	1501	6	N/A		
UD92(+)	18	DKBL	TXL	3510353R1	6112506C1	4060	1	SWS_N_REQ		
UD92(+)	18	DKBL	TXL	3510353R1	3599542C1	7909	28	N/A		
UD92(-)	18	GY	TXL	3510311R1	6112506C1	4060	2	SWS_N_REQ		
UD92(-)	18	GY	TXL	3510311R1	3599542C1	7909	27	N/A		

Circuit Number	Gauge	Color	Insulation	Terminal Splice	Connector Body	Connector		Seal / Sleeve	Lock 1	Lock 2
				Number	Part Numbers	Number	Cavity			
UD92AE	16	TN	TXL	3510330R1	3599542C1	7909	25	N/A		
UD92AE	16	TN	TXL	3510330R1	3595620C1	1702	39	SWS_N_REQ	3598916C1	3598917C1
UD92YB	16	TN	TXL	3510330R1	3599542C1	7909	31	N/A		
UD92YB	16	TN	TXL	3510330R1	3595620C1	1702	31	SWS_N_REQ	3598916C1	3598917C1
UE92BK	16	BK	TXL	3510294R1	3599542C1	7909	17	N/A		
UE92BK	16	BK	TXL	3510294R1	3539141C1	7901	1	N/A	3539146C1	
UE92BL	16	LTBL	TXL	3510342R1	3599542C1	7909	15	N/A		
UE92BL	16	LTBL	TXL	3510342R1	3539141C1	7901	4	N/A	3539146C1	
UE92RD	16	TN	TXL	3510330R1	3599542C1	7909	31	N/A		
UE92RD	16	TN	TXL	3510330R1	3539141C1	7901	2	N/A	3539146C1	
UE92YL	16	YL	TXL	3510336R1	3599542C1	7909	16	N/A		
UE92YL	16	YL	TXL	3510336R1	3539141C1	7901	3	N/A	3539146C1	
VA95	20	TN	TXL	3510328R1		SS107	-	2644000R1		
VA95	20	TN	TXL	3510328R1	3945694C1	6000	13	SWS_N_REQ	3743662C1	
VA95-G	18	WH	GXL	2643674R1	3854645C91	7112	2	N/A		
VA95-G	18	WH	GXL	2643674R1	3543733C1	6747	B	3535424C1	3543732C1	
VA95A	18	TN	GXL	2643676R1		SS107	-	2644000R1		
VA95A	18	TN	GXL	2643676R1	3854645C91	7112	1	N/A		
VB18A	18	WH	TXL	3510359R1	3595620C1	1702	34	SWS_N_REQ	3598916C1	3598917C1
VB18A	18	WH	TXL	3510359R1	3512331C91	6710	2	3517771C1	3515185C1	
VB18B	10	PK	TXL	3510327R1	6105358C1	6709	1	SWS_N_REQ		
VB18B	10	PK	TXL	3510327R1	3512331C91	6710	4	589390C1	3515185C1	
VB18C	10	PK	TXL	3510327R1		SS18	-	2644000R1		
VB18C	10	PK	TXL	3510327R1	3512331C91	6710	1	589390C1	3515185C1	
VB18G	10	PK	GXL	2643699R1	6113338C1	6566	3	6113347C1		
VB18G	10	PK	GXL	2643699R1		SS18	-	2644000R1		
VB95	20	TN	TXL	3510328R1		SS25	-	2644000R1		
VB95	20	TN	TXL	3510328R1	3945694C1	6000	13	SWS_N_REQ	3743662C1	
VB95-G	18	WH	GXL	2643674R1	3850892C1	1874A	2	SWS_N_REQ	3539784C1	
VB95-G	18	WH	GXL	2643674R1	3543733C1	6747	B	3535424C1	3543732C1	
VB95A	18	TN	GXL	2643676R1		SS25	-	2644000R1		
VB95A	18	TN	GXL	2643676R1	3850892C1	1874A	1	SWS_N_REQ	3539784C1	

Circuit Number	Gauge	Color	Insulation	Terminal Splice	Connector Body	Connector		Seal / Sleeve	Lock 1	Lock 2
				Number	Part Numbers	Number	Cavity			
VC2	1	RD	SGX	3592740R1		300	1	2643308R1		
VC2	1	RD	SGX	3592740R1		SS9	-	2644000R1		
VC2-FLA	6	TN	FUS	3961609R1		SS9	-	2644000R1		
VC2-FLA	6	TN	FUS	3961609R1		301	1	2644054R1		
VC2-G	1	WH	SGX	3592742R1		400	1	2643308R1		
VC2-G	1	WH	SGX	3592742R1		401	1	2643308R1		
VD2	1	RD	SGX	3592740R1		300	1	2643308R1		
VD2	1	RD	SGX	3592740R1		SS145	-	2644000R1		
VD2-FLA	6	TN	FUS	3961609R1		SS145	-	2644000R1		
VD2-FLA	6	TN	FUS	3961609R1		301A	1	2644054R1		
VD2-G	1	WH	SGX	3592742R1		400	1	2643308R1		
VD2-G	1	WH	SGX	3592742R1		401A	1	2644004R1		
VE2	1	RD	SGX	3592740R1		330	1	2643308R1		
VE2	1	RD	SGX	3592740R1		SS97	-	2644000R1		
VE2-FLA	6	TN	FUS	3961609R1		SS97	-	2644000R1		
VE2-FLA	6	TN	FUS	3961609R1		301	1	2644054R1		
VE2-G	1	WH	SGX	3592742R1		430	1	3812582R1		
VE2-G	1	WH	SGX	3592742R1		401	1	2643308R1		
VF2	2	RD	SGX	3592739R1		SS2	-	2644000R1		
VF2	2	RD	SGX	3592739R1		310	1	3812582R1		
VF2-FLA	10	RS	FUS	2643473R1		SS2	-	2644000R1		
VF2-FLA	10	RS	FUS	2643473R1		311	1	2644054R1		
VF2-FLB	10	RS	FUS	2643473R1		SS2	-	2644000R1		
VF2-FLB	10	RS	FUS	2643473R1		311	1	2644054R1		
VF2-G	2	WH	SGX	3592741R1		410	1	3812582R1		
VF2-G	2	WH	SGX	3592741R1		411	1	2644004R1		
VG6A	20	TN	TXL	3510328R1	3945694C1	6000	8	SWS_N_REQ	3743662C1	
VG6A	20	TN	TXL	3510328R1		SS30	-	2644000R1		
VG6B	18	TN	TXL	3510329R1	3595620C1	1702	30	SWS_N_REQ	3598916C1	3598917C1
VG6B	18	TN	TXL	3510329R1		SS30	-	2644000R1		
VG6C	18	TN	150	2645915R1	3573078C1	8600	5	SWS_N_REQ		
VG6C	18	TN	150	2645915R1		SS30	-	2644000R1		

Circuit Number	Gauge	Color	Insulation	Terminal Splice	Connector Body	Connector		Seal / Sleeve	Lock 1	Lock 2
				Number	Part Numbers	Number	Cavity			
VH2	1	RD	SGX	3592740R1		300	1	2643308R1		
VH2	1	RD	SGX	3592740R1		SS128	-	2644000R1		
VH2-FLA	6	TN	FUS	3961609R1		SS128	-	2644000R1		
VH2-FLA	6	TN	FUS	3961609R1		301	1	2644054R1		
VH2-G	1	WH	SGX	3592742R1		401	1	2643308R1		
VH2-G	1	WH	SGX	3592742R1		400B	1	2643308R1		
VJ10-G1	16	WH	150	2645912R1	6114577C1	674	11	N/A		
VJ10-G1	16	WH	150	2645912R1	3551896C1	6704	B	1652325C1	3540454C1	3551897C1
VJ10-G2	14	WH	150	2645973R1	3573078C1	8600	11	SWS_N_REQ		
VJ10-G2	14	WH	150	2645973R1	3551896C1	6704	C	1652325C1	3540454C1	3551897C1
VJ10-G3	18	WH	GXL	2643674R1	6114576C1	8500	13	SWS_N_REQ		
VJ10-G3	18	WH	GXL	2643674R1	3551896C1	6704	D	1652325C1	3540454C1	3551897C1
VJ10-G4	16	WH	GXL	2643681R1	3765646C91	679	A12	1652325C1		
VJ10-G4	16	WH	GXL	2643681R1	3551896C1	6704	E	1652325C1	3540454C1	3551897C1
VJ10-G5	16	WH	GXL	2643681R1	6114577C1	674	10	N/A		
VJ10-G5	16	WH	GXL	2643681R1	3551896C1	6704	F	1652325C1	3540454C1	3551897C1
VJ13A	14	PK	150	4082181R1	3573078C1	8600	12	SWS_N_REQ		
VJ13A	14	PK	150	4082181R1		SS138	-	2644000R1		
VJ13B	18	PK	TXL	3510323R1	6114576C1	8500	6	SWS_N_REQ		
VJ13B	18	PK	TXL	3510323R1		SS138	-	2644000R1		
VJ13R	16	PK	150	2645913R1	6114577C1	674	12	N/A		
VJ13R	16	PK	150	2645913R1		SS138	-	2644000R1		
VJ14	16	RD	TXL	3510366R1	3765646C91	679	E2	1652325C1		
VJ14	16	RD	TXL	3510366R1		SS12	-	2644000R1		
VJ14A	12	RD	TXL	3510368R1	6113341C1	6567	13	3509903C1		
VJ14A	12	RD	TXL	3510368R1		SS12	-	2644000R1		
VJ14B	16	RD	TXL	3510366R1	6113341C1	6567	1	3509903C1		
VJ14B	16	RD	TXL	3510366R1	3765646C91	679	E4	1652325C1		
VJ14C	14	RD	TXL	3510367R1	3765646C91	679	E6	1652325C1		
VJ14C	14	RD	TXL	3510367R1		SS12	-	2644000R1		
VJ5A(+)	18	YL	193	2645917R1	6114576C1	8500	2	SWS_N_REQ		
VJ5A(+)	18	YL	193	2645917R1	3573078C1	8600	9	SWS_N_REQ		

Circuit Number	Gauge	Color	Insulation	Terminal Splice	Connector Body	Connector		Seal / Sleeve	Lock 1	Lock 2
				Number	Part Numbers	Number	Cavity			
VJ5A(-)	18	GN	193	2645917R1	6114576C1	8500	9	SWS_N_REQ		
VJ5A(-)	18	GN	193	2645917R1	3573078C1	8600	10	SWS_N_REQ		
VJ5B(+)	18	YL	193	2645917R1	6114577C1	674	13	N/A		
VJ5B(+)	18	YL	193	2645917R1	3573078C1	8600	13	SWS_N_REQ		
VJ5B(-)	18	GN	193	2645917R1	6114577C1	674	14	N/A		
VJ5B(-)	18	GN	193	2645917R1	3573078C1	8600	14	SWS_N_REQ		
VJ95	20	TN	150	4073403R1	3945694C1	6000	41	SWS_N_REQ	3743662C1	
VJ95	20	TN	150	4073403R1	3573078C1	8600	3	SWS_N_REQ		
VJ95A	20	TN	150	4073403R1	3945694C1	6000	42	SWS_N_REQ	3743662C1	
VJ95A	20	TN	150	4073403R1	3573078C1	8600	4	SWS_N_REQ		
VJ95A1	20	TN	TXL	3510328R1	3945694C1	6000	39	SWS_N_REQ	3743662C1	
VJ95A1	20	TN	TXL	3510328R1		SS132	-	2644000R1		
VJ95AB	20	TN	TXL	3510328R1	6114577C1	674	5	N/A		
VJ95AB	20	TN	TXL	3510328R1	3945694C1	6000	82	SWS_N_REQ	3743662C1	
VJ95AC	18	TN	TXL	3510329R1	6114577C1	674	6	N/A		
VJ95AC	18	TN	TXL	3510329R1	3543733C1	6747	F	3535424C1	3543732C1	
VJ95AR1	18	TN	TXL	3510329R1	6114577C1	674	4	N/A		
VJ95AR1	18	TN	TXL	3510329R1		SS137	-	2644000R1		
VJ95AR2	18	TN	TXL	3510329R1	6114576C1	8500	8	SWS_N_REQ		
VJ95AR2	18	TN	TXL	3510329R1		SS137	-	2644000R1		
VJ95AR3	16	TN	TXL	3510330R1	3765646C91	679	B12	1652325C1		
VJ95AR3	16	TN	TXL	3510330R1		SS137	-	2644000R1		
VJ95AS1	18	TN	TXL	3510329R1	6114577C1	674	7	N/A		
VJ95AS1	18	TN	TXL	3510329R1		SS132	-	2644000R1		
VJ95AS3	16	TN	TXL	3510330R1	3765646C91	679	B3	1652325C1		
VJ95AS3	16	TN	TXL	3510330R1		SS132	-	2644000R1		
VJ95AT1	18	TN	TXL	3510329R1	6114577C1	674	8	N/A		
VJ95AT1	18	TN	TXL	3510329R1		SS10	-	2644000R1		
VJ95AT3	16	TN	TXL	3510330R1	3765646C91	679	B6	1652325C1		
VJ95AT3	16	TN	TXL	3510330R1		SS10	-	2644000R1		
VJ95AU2	20	TN	TXL	3510328R1	3945694C1	6000	40	SWS_N_REQ	3743662C1	
VJ95AU2	20	TN	TXL	3510328R1		SS131	-	2644000R1		

Circuit Number	Gauge	Color	Insulation	Terminal Splice	Connector Body	Connector		Seal / Sleeve	Lock 1	Lock 2
				Number	Part Numbers	Number	Cavity			
VJ95AU3	16	TN	TXL	3510330R1	3765646C91	679	B9	1652325C1		
VJ95AU3	16	TN	TXL	3510330R1			SS131	2644000R1		
VJ95B	20	TN	TXL	3510328R1	3945694C1	6000	38	SWS_N_REQ	3743662C1	
VJ95B	20	TN	TXL	3510328R1			SS10	2644000R1		
VJ95C	18	TN	TXL	3510329R1	6114577C1	674	9	N/A		
VJ95C	18	TN	TXL	3510329R1			SS131	2644000R1		
VJ95EH	18	TN	150	2645915R1	3945694C1	6000	77	SWS_N_REQ	3743662C1	
VJ95EH	18	TN	150	2645915R1	3573078C1	8600	2	SWS_N_REQ		
VJ95EL	18	TN	150	2645915R1	3945694C1	6000	53	SWS_N_REQ	3743662C1	
VJ95EL	18	TN	150	2645915R1	3573078C1	8600	1	SWS_N_REQ		
VJ95F	20	TN	TXL	3510328R1	6114577C1	674	2	N/A		
VJ95F	20	TN	TXL	3510328R1	3945694C1	6000	6	SWS_N_REQ	3743662C1	
VJ95K	20	TN	150	4073403R1	3945694C1	6000	16	SWS_N_REQ	3743662C1	
VJ95K	20	TN	150	4073403R1	3573078C1	8600	8	SWS_N_REQ		
VJ95KD	14	RD	TXL	3510367R1	3765646C91	679	E12	1652325C1		
VJ95KD	14	RD	TXL	3510367R1			SS138	2644000R1		
VJ95MC	20	TN	TXL	3510328R1	6114577C1	674	3	N/A		
VJ95MC	20	TN	TXL	3510328R1	6114576C1	8500	1	SWS_N_REQ		
VJ95N	20	TN	TXL	3510328R1	6114577C1	674	1	N/A		
VJ95N	20	TN	TXL	3510328R1	3945694C1	6000	54	SWS_N_REQ	3743662C1	
VJ97B	20	PL	TXL	3510346R1	3945694C1	6000	33	SWS_N_REQ	3743662C1	
VJ97B	20	PL	TXL	3510346R1	3595620C1	1702	23	SWS_N_REQ	3598916C1	3598917C1
VJ97C	20	PL	TXL	3510346R1	3945694C1	6000	9	SWS_N_REQ	3743662C1	
VJ97C	20	PL	TXL	3510346R1	3595620C1	1702	22	SWS_N_REQ	3598916C1	3598917C1
VJ97M	20	PL	TXL	3510346R1	3945694C1	6000	64	SWS_N_REQ	3743662C1	
VJ97M	20	PL	TXL	3510346R1	3595620C1	1702	33	SWS_N_REQ	3598916C1	3598917C1
VJ97N	20	PL	TXL	3510346R1	3945694C1	6000	61	SWS_N_REQ	3743662C1	
VJ97N	20	PL	TXL	3510346R1	3595620C1	1702	32	SWS_N_REQ	3598916C1	3598917C1
VJ99B	20	PL	TXL	3510346R1	3945694C1	6000	10	SWS_N_REQ	3743662C1	
VJ99B	20	PL	TXL	3510346R1	3595620C1	1702	28	SWS_N_REQ	3598916C1	3598917C1
VJ9A	20	TN	150	4073403R1	3945694C1	6000	32	SWS_N_REQ	3743662C1	
VJ9A	20	TN	150	4073403R1	3573078C1	8600	7	SWS_N_REQ		

Circuit Number	Gauge	Color	Insulation	Terminal Splice	Connector Body	Connector		Seal / Sleeve	Lock 1	Lock 2
				Number	Part Numbers	Number	Cavity			
VK2	1	RD	SGX	3592740R1		330	1	2643308R1		
VK2	1	RD	SGX	3592740R1		SS146	-	2644000R1		
VK2-FLA	6	TN	FUS	3961609R1		SS146	-	2644000R1		
VK2-FLA	6	TN	FUS	3961609R1		301A	1	2644054R1		
VK2-G	1	WH	SGX	3592742R1		430	1	3812582R1		
VK2-G	1	WH	SGX	3592742R1		401A	1	2644004R1		
VL2	2	RD	SGX	3592739R1		310	1	3812582R1		
VL2	2	RD	SGX	3592739R1		SS143	-	2644000R1		
VL2-FLA	10	RS	FUS	2643473R1		SS143	-	2644000R1		
VL2-FLA	10	RS	FUS	2643473R1		311B	1	2644054R1		
VL2-FLB	10	RS	FUS	2643473R1		SS143	-	2644000R1		
VL2-FLB	10	RS	FUS	2643473R1		311B	1	2644054R1		
VL2-G	2	WH	SGX	3592741R1		410	1	3812582R1		
VL2-G	2	WH	SGX	3592741R1		411B	1	2644004R1		
VM2	1	RD	SGX	3592740R1		300	1	2643308R1		
VM2	1	RD	SGX	3592740R1		SS147	-	2644000R1		
VM2-FLA	6	TN	FUS	3961609R1		SS147	-	2644000R1		
VM2-FLA	6	TN	FUS	3961609R1		301A	1	2644054R1		
VM2-G	1	WH	SGX	3592742R1		400B	1	2643308R1		
VM2-G	1	WH	SGX	3592742R1		401A	1	2644004R1		
VT92A131	18	YL	TXL	3510335R1	3605714C1	7350	13	N/A	3606526C1	
VT92A131	18	YL	TXL	3510335R1	3605713C1	7151	31	SWS_N_REQ	3606525C1	
VT92A137	18	WH	TXL	3510359R1	3605714C1	7350	12	N/A	3606526C1	
VT92A137	18	WH	TXL	3510359R1	3605713C1	7151	37	SWS_N_REQ	3606525C1	
VU92#101	18	LTBL	TXL	3510341R1	3605713C1	7151	1	SWS_N_REQ	3606525C1	
VU92#101	18	LTBL	TXL	3510341R1	3595620C1	1702	38	SWS_N_REQ	3598916C1	3598917C1
VU92#103	18	YL	TXL	3510335R1	3605713C1	7151	3	SWS_N_REQ	3606525C1	
VU92#103	18	YL	TXL	3510335R1	3595620C1	1702	21	SWS_N_REQ	3598916C1	3598917C1
VU92#105	18	OR	TXL	3510317R1	3605713C1	7151	5	SWS_N_REQ	3606525C1	
VU92#105	18	OR	TXL	3510317R1	3525872C1	7205F	H	3568570C1	3525873C1	3525875C1
VU92#143	18	LTBL	TXL	3510341R1	3605713C1	7151	43	SWS_N_REQ	3606525C1	
VU92#143	18	LTBL	TXL	3510341R1	3525872C1	7205F	B	3568570C1	3525873C1	3525875C1

Circuit Number	Gauge	Color	Insulation	Terminal Splice	Connector Body	Connector		Seal / Sleeve	Lock 1	Lock 2
				Number	Part Numbers	Number	Cavity			
VU92#150	18	PK	TXL	3510323R1	3605713C1	7151	50	SWS_N_REQ	3606525C1	
VU92#150	18	PK	TXL	3510323R1	3525872C1	7205F	C	3568570C1	3525873C1	3525875C1
VV92#101	18	LTBL	TXL	3510341R1	3605713C1	7500	1	SWS_N_REQ	3606525C1	
VV92#101	18	LTBL	TXL	3510341R1		SS130	-	2644000R1		
VV92#103	18	YL	TXL	3510335R1	3605713C1	7500	3	SWS_N_REQ	3606525C1	
VV92#103	18	YL	TXL	3510335R1		SS129	-	2644000R1		
VV92B101	18	LTBL	TXL	3510341R1	3525874C1	7206F	A	3568570C1		
VV92B101	18	LTBL	TXL	3510341R1		SS130	-	2644000R1		
VV92B103	18	YL	TXL	3510335R1	3525872C1	7205F	A	3568570C1	3525873C1	3525875C1
VV92B103	18	YL	TXL	3510335R1		SS129	-	2644000R1		
VV92C101	18	LTBL	TXL	3510341R1	3595620C1	1702	38	SWS_N_REQ	3598916C1	3598917C1
VV92C101	18	LTBL	TXL	3510341R1		SS130	-	2644000R1		
VV92C103	18	YL	TXL	3510335R1	3525874C1	7206F	C	3568570C1		
VV92C103	18	YL	TXL	3510335R1		SS129	-	2644000R1		
VV92D103	18	YL	TXL	3510335R1	3595620C1	1702	21	SWS_N_REQ	3598916C1	3598917C1
VV92D103	18	YL	TXL	3510335R1		SS129	-	2644000R1		
VW46A	20	GY	TXL	3510310R1	3945694C1	6000	19	SWS_N_REQ	3743662C1	
VW46A	20	GY	TXL	3510310R1	3586750C1	7209M	2	N/A	3553460C1	
VW46B	20	GY	TXL	3510310R1	3945694C1	6000	12	SWS_N_REQ	3743662C1	
VW46B	20	GY	TXL	3510310R1	3586750C1	7209M	4	N/A	3553460C1	
VW46C	20	GY	TXL	3510310R1	3945694C1	6000	90	SWS_N_REQ	3743662C1	
VW46C	20	GY	TXL	3510310R1	3586750C1	7209M	9	N/A	3553460C1	
VW97AR	20	PL	TXL	3510346R1	3945694C1	6000	30	SWS_N_REQ	3743662C1	
VW97AR	20	PL	TXL	3510346R1	3586750C1	7209M	5	N/A	3553460C1	
VW97XC	20	TN	TXL	3510328R1	3945694C1	6000	70	SWS_N_REQ	3743662C1	
VW97XC	20	TN	TXL	3510328R1	3586750C1	7209M	11	N/A	3553460C1	
VW97XG	20	GY	TXL	3510310R1	3945694C1	6000	66	SWS_N_REQ	3743662C1	
VW97XG	20	GY	TXL	3510310R1	3586750C1	7209M	6	N/A	3553460C1	
VW97XH	20	PL	TXL	3510346R1	3945694C1	6000	83	SWS_N_REQ	3743662C1	
VW97XH	20	PL	TXL	3510346R1	3586750C1	7209M	7	N/A	3553460C1	
VW99A	20	PL	TXL	3510346R1	3945694C1	6000	63	SWS_N_REQ	3743662C1	
VW99A	20	PL	TXL	3510346R1	3586750C1	7209M	12	N/A	3553460C1	

Circuit Number	Gauge	Color	Insulation	Terminal Splice	Connector Body	Connector		Seal / Sleeve	Lock 1	Lock 2
				Number	Part Numbers	Number	Cavity			
VW99C	20	PL	TXL	3510346R1	3945694C1	6000	94	SWS_N_REQ	3743662C1	
VW99C	20	PL	TXL	3510346R1	3586750C1	7209M	1	N/A	3553460C1	
VW99F	20	PL	TXL	3510346R1	3945694C1	6000	67	SWS_N_REQ	3743662C1	
VW99F	20	PL	TXL	3510346R1	3586750C1	7209M	3	N/A	3553460C1	
VX9A	20	GY	TXL	3510310R1	3945694C1	6000	62	SWS_N_REQ	3743662C1	
VX9A	20	GY	TXL	3510310R1		SS21	-	2644000R1		
VX9B	20	GY	TXL	3510310R1	3543733C1	6747	A	3535423C1	3543732C1	
VX9B	20	GY	TXL	3510310R1		SS21	-	2644000R1		
VX9C	20	GY	TXL	3510310R1	3586750C1	7209M	10	N/A	3553460C1	
VX9C	20	GY	TXL	3510310R1		SS21	-	2644000R1		
VY6A	20	TN	TXL	3510328R1	3945694C1	6000	8	SWS_N_REQ	3743662C1	
VY6A	20	TN	TXL	3510328R1		SS20	-	2644000R1		
VY6B	18	TN	TXL	3510329R1	3595620C1	1702	30	SWS_N_REQ	3598916C1	3598917C1
VY6B	18	TN	TXL	3510329R1		SS20	-	2644000R1		
VY6C	18	TN	150	2645915R1	3573078C1	8600	5	SWS_N_REQ		
VY6C	18	TN	150	2645915R1		SS20	-	2644000R1		
VY6D	18	TN	TXL	3510329R1	3586750C1	7209M	8	N/A	3553460C1	
VY6D	18	TN	TXL	3510329R1		SS20	-	2644000R1		
WA2	2	RD	SGX	3592739R1		300A	1	2644004R1		
WA2	2	RD	SGX	3592739R1		SS106	-	2644000R1		
WA2-FLA	10	RS	FUS	2643473R1		SS106	-	2644000R1		
WA2-FLA	10	RS	FUS	2643473R1		311A	1	2644054R1		
WA2-FLB	10	RS	FUS	2643473R1		SS106	-	2644000R1		
WA2-FLB	10	RS	FUS	2643473R1		311A	1	2644054R1		
WA2-G	2	WH	SGX	3592741R1		400A	1	2644004R1		
WA2-G	2	WH	SGX	3592741R1		411A	1	2644004R1		
WB2	2	RD	SGX	3592739R1		300A	1	2644004R1		
WB2	2	RD	SGX	3592739R1		SS142	-	2644000R1		
WB2-FLA	10	RS	FUS	2643473R1		SS142	-	2644000R1		
WB2-FLA	10	RS	FUS	2643473R1		311C	1	2644054R1		
WB2-FLB	10	RS	FUS	2643473R1		SS142	-	2644000R1		
WB2-FLB	10	RS	FUS	2643473R1		311C	1	2644054R1		

Circuit Number	Gauge	Color	Insulation	Terminal Splice	Connector Body	Connector		Seal / Sleeve	Lock 1	Lock 2
				Number	Part Numbers	Number	Cavity			
WB2-G	2	WH	SGX	3592741R1		400A	1	2644004R1		
WB2-G	2	WH	SGX	3592741R1		411C	1	2644004R1		
MA52	14	YL	GXL	2643693R1	3595624C1	1700	1	N/A		
MA52	14	YL	GXL	2643693R1	1661375C2	8001	A	589391C1	1661376C1	
MA53	14	YL	GXL	2643693R1	3595624C1	1700	2	N/A		
MA53	14	YL	GXL	2643693R1	1661375C2	8001	C	589391C1	1661376C1	
MA56B	16	OR	TXL	3510318R1	3595624C1	1700	14	N/A		
MA56B	16	OR	TXL	3510318R1	1661375C2	8001	D	1652325C1	1661376C1	
MC11-GE	14	WH	GXL	2643689R1	3551896C1	8800	D	589391C1	3540454C1	3551897C1
MC11-GE	14	WH	GXL	2643689R1	2039311C91	8102	B	589391C1	2039342C1	
MC52	14	YL	GXL	2643693R1	3595624C1	1700	1	N/A		
MC52	14	YL	GXL	2643693R1	1661375C2	8001	A	589391C1	1661376C1	
MC52B	14	YL	GXL	2643693R1	3595624C1	1700	10	N/A		
MC52B	14	YL	GXL	2643693R1		SS13	-	UNDEF		
MC52D	14	YL	GXL	2643693R1	3595624C1	1700	3	N/A		
MC52D	14	YL	GXL	2643693R1	1661375C2	8000	A	589391C1	1661376C1	
MC52E	14	YL	GXL	2643693R1	3595624C1	1700	11	N/A		
MC52E	14	YL	GXL	2643693R1		SS13	-	UNDEF		
MC53	14	YL	GXL	2643693R1	3595624C1	1700	2	N/A		
MC53	14	YL	GXL	2643693R1	1661375C2	8001	C	589391C1	1661376C1	
MC53B	14	YL	GXL	2643693R1	3595624C1	1700	4	N/A		
MC53B	14	YL	GXL	2643693R1	1661375C2	8000	C	589391C1	1661376C1	
MC53E	14	YL	GXL	2643693R1	3595624C1	1700	8	N/A		
MC53E	14	YL	GXL	2643693R1		SS14	-	UNDEF		
MC53F	14	YL	GXL	2643693R1	3595624C1	1700	9	N/A		
MC53F	14	YL	GXL	2643693R1		SS14	-	UNDEF		
MC54B	14	BN	GXL	2643688R1	3595624C1	1700	5	N/A		
MC54B	14	BN	GXL	2643688R1		SS15	-	UNDEF		
MC54C	14	BN	GXL	2643688R1	1661375C2	8001	E	589391C1	1661376C1	
MC54C	14	BN	GXL	2643688R1		SS15	-	UNDEF		
MC54D	14	BN	GXL	2643688R1	1661375C2	8000	E	589391C1	1661376C1	
MC54D	14	BN	GXL	2643688R1		SS15	-	UNDEF		

Circuit Number	Gauge	Color	Insulation	Terminal Splice	Connector Body	Connector		Seal / Sleeve	Lock 1	Lock 2
				Number	Part Numbers	Number	Cavity			
MC54F	14	BN	GXL	2643688R1	2039311C91	8102	E	589391C1	2039342C1	
MC54F	14	BN	GXL	2643688R1		SS15	-	UNDEF		
MC56B	16	OR	TXL	3510318R1	3595624C1	1700	14	N/A		
MC56B	16	OR	TXL	3510318R1		SS17	-	UNDEF		
MC56C	16	OR	GXL	2643682R1	1661375C2	8001	D	1652325C1	1661376C1	
MC56C	16	OR	GXL	2643682R1		SS17	-	UNDEF		
MC56D	16	YL	GXL	2643684R1	2039311C91	8102	D	1652325C1	2039342C1	
MC56D	16	YL	GXL	2643684R1		SS17	-	UNDEF		
MC57B	16	OR	TXL	3510318R1	3595624C1	1700	15	N/A		
MC57B	16	OR	TXL	3510318R1		SS16	-	UNDEF		
MC57C	16	OR	GXL	2643682R1	1661375C2	8000	D	1652325C1	1661376C1	
MC57C	16	OR	GXL	2643682R1		SS16	-	UNDEF		
MC57D	16	LTGN	GXL	2643678R1	2039311C91	8102	F	1652325C1	2039342C1	
MC57D	16	LTGN	GXL	2643678R1		SS16	-	UNDEF		
MC64HI	14	YL	GXL	2643693R1	2039311C91	8102	A	589391C1	2039342C1	
MC64HI	14	YL	GXL	2643693R1		SS13	-	UNDEF		
MC64LO	14	YL	GXL	2643693R1	2039311C91	8102	C	589391C1	2039342C1	
MC64LO	14	YL	GXL	2643693R1		SS14	-	UNDEF		
MD64-GA	16	WH	GXL	2643681R1	3551896C1	8800	B	1652325C1	3540454C1	3551897C1
MD64-GA	16	WH	GXL	2643681R1	587567C91	8201	B	1652325C1		
MD64A	16	YL	GXL	2643684R1	3595624C1	1700	22	N/A		
MD64A	16	YL	GXL	2643684R1	587567C91	8201	A	1652325C1		
ME94	18	GY	GXL	2643673R1	3595624C1	1700	27	N/A		
ME94	18	GY	GXL	2643673R1	1686834C1	8500	A	1652325C1	1664408C1	
ME94A	18	GY	GXL	2643673R1	3595624C1	1700	28	N/A		
ME94A	18	GY	GXL	2643673R1	1686834C1	8500	B	1652325C1	1664408C1	
ME94B	18	GY	GXL	2643673R1	3595624C1	1700	29	N/A		
ME94B	18	GY	GXL	2643673R1	1686834C1	8500	C	1652325C1	1664408C1	
ME94C	18	GY	GXL	2643673R1	3757487C1	8502A	1	N/A	3539784C1	
ME94C	18	GY	GXL	2643673R1	3595624C1	1700	30	N/A		
ME94D	18	GY	GXL	2643673R1	3757487C1	8502A	2	N/A	3539784C1	
ME94D	18	GY	GXL	2643673R1	3595624C1	1700	31	N/A		

Circuit Number	Gauge	Color	Insulation	Terminal Splice	Connector Body	Connector		Seal / Sleeve	Lock 1	Lock 2
				Number	Part Numbers	Number	Cavity			
ME94E	18	GY	GXL	2643673R1	3757487C1	8503A	1	N/A	3539784C1	
ME94E	18	GY	GXL	2643673R1	3595624C1	1700	32	N/A		
ME94F	18	GY	GXL	2643673R1	3757487C1	8503A	2	N/A	3539784C1	
ME94F	18	GY	GXL	2643673R1	3595624C1	1700	33	N/A		
ME94H	18	GY	GXL	2643673R1	3595624C1	1700	34	N/A		
ME94H	18	GY	GXL	2643673R1	1686834C1	8501	A	1652325C1	1664408C1	
ME94J	18	GY	GXL	2643673R1	3595624C1	1700	35	N/A		
ME94J	18	GY	GXL	2643673R1	1686834C1	8501	B	1652325C1	1664408C1	
ME94K	18	GY	GXL	2643673R1	3595624C1	1700	36	N/A		
ME94K	18	GY	GXL	2643673R1	1686834C1	8501	C	1652325C1	1664408C1	
MF94L(+)	18	GY	TXL	3510311R1	6111844C1	8502	1	6111843C1		
MF94L(+)	18	GY	TXL	3510311R1	3595624C1	1700	30	N/A		
MF94L(-)	18	GY	TXL	3510311R1	6111844C1	8502	2	6111843C1		
MF94L(-)	18	GY	TXL	3510311R1	3595624C1	1700	31	N/A		
MF94R(+)	18	GY	TXL	3510311R1	6111844C1	8503	1	6111843C1		
MF94R(+)	18	GY	TXL	3510311R1	3595624C1	1700	35	N/A		
MF94R(-)	18	GY	TXL	3510311R1	6111844C1	8503	2	6111843C1		
MF94R(-)	18	GY	TXL	3510311R1	3595624C1	1700	36	N/A		
MG14L	10	RD	GXL	2643698R1	3525613C1	4004	A	3515525C1		
MG14L	10	RD	GXL	2643698R1		4007A	1	2644054R1		
MH103C	12	LTGN	TXL	3510302R1	3595624C1	1700	12	N/A		
MH103C	12	LTGN	TXL	3510302R1	3525613C1	4004	B	3541256C1		
MH103D	12	LTGN	GXL	2643753R1	BLUNT_SL_V	4069	A	SWS_N_REQ		
MH103D	12	LTGN	GXL	2643753R1	3595624C1	1700	13	N/A		
ML40	18	GY	GXL	2643673R1	3595624C1	1700	29	N/A		
ML40	18	GY	GXL	2643673R1	1678137C1	8505	C	N/A		
ML6A	18	GY	GXL	2643673R1	3595624C1	1700	28	N/A		
ML6A	18	GY	GXL	2643673R1	1678137C1	8505	B	N/A		
ML9A	18	GY	GXL	2643673R1	3595624C1	1700	27	N/A		
ML9A	18	GY	GXL	2643673R1	1678137C1	8505	A	N/A		
MN5A(+)	18	YL	TXL	3572112R1	3595624C1	1700	62	N/A		
MN5A(+)	18	YL	TXL	3572112R1		SS19	-	UNDEF		

Circuit Number	Gauge	Color	Insulation	Terminal Splice	Connector Body	Connector		Seal / Sleeve	Lock 1	Lock 2
				Number	Part Numbers	Number	Cavity			
MN5A(-)	18	GN	TXL	3572112R1	3595624C1	1700	61	N/A		
MN5A(-)	18	GN	TXL	3572112R1		SS18	-	UNDEF		
MN5B(+)	20	YL	193	3858761R1	6111813C1	8903	1	3987169C1		
MN5B(+)	20	YL	193	3858761R1		SS19	-	UNDEF		
MN5B(-)	20	GN	193	3858761R1	6111813C1	8903	6	3987169C1		
MN5B(-)	20	GN	193	3858761R1		SS18	-	UNDEF		
MN5C(+)	18	YL	TXL	3572112R1	1667741C1	1657M	A	3568570C1	1667771C1	
MN5C(+)	18	YL	TXL	3572112R1		SS19	-	UNDEF		
MN5C(-)	18	GN	TXL	3572112R1	1667741C1	1657M	C	3568570C1	1667771C1	
MN5C(-)	18	GN	TXL	3572112R1		SS18	-	UNDEF		
MR85E	16	GY	GXL	2643680R1	3595624C1	1700	21	N/A		
MR85E	16	GY	GXL	2643680R1	1661778C1	8301	A	1661872C1	1661874C1	
MS78-GB	16	WH	GXL	2643681R1	3551896C1	8800	E	1652325C1	3540454C1	3551897C1
MS78-GB	16	WH	GXL	2643681R1	587567C91	8701	B	1652325C1		
MS78BC	16	LTGN	GXL	2643678R1	3595624C1	1700	63	N/A		
MS78BC	16	LTGN	GXL	2643678R1	587567C91	8701	A	1652325C1		
MT78-GA	16	WH	GXL	2643681R1	587567C91	8700	B	1652325C1		
MT78-GA	16	WH	GXL	2643681R1		SDS1	-	UNDEF		
MT78-GB	16	WH	GXL	2643681R1	587567C91	8701	B	1652325C1		
MT78-GB	16	WH	GXL	2643681R1		SDS1	-	UNDEF		
MT78-GC	16	WH	GXL	2643681R1		4308	1	2644038R1		
MT78-GC	16	WH	GXL	2643681R1		SDS1	-	UNDEF		
MT78AC	16	LTGN	GXL	2643678R1	3595624C1	1700	64	N/A		
MT78AC	16	LTGN	GXL	2643678R1	587567C91	8700	A	1652325C1		
MT78BC	16	LTGN	GXL	2643678R1	3595624C1	1700	63	N/A		
MT78BC	16	LTGN	GXL	2643678R1	587567C91	8701	A	1652325C1		
MU67-GA	20	WH	TXL	3510358R1	6111813C1	8903	5	3987169C1		
MU67-GA	20	WH	TXL	3510358R1	3595624C1	1700	47	N/A		
MU67AA	20	PK	TXL	3510322R1	6111813C1	8903	8	3987169C1		
MU67AA	20	PK	TXL	3510322R1	3595624C1	1700	24	N/A		
MV52D	14	YL	GXL	2643693R1	3595624C1	1700	3	N/A		
MV52D	14	YL	GXL	2643693R1	1661375C2	8000A	A	589391C1	1661376C1	

Circuit Number	Gauge	Color	Insulation	Terminal Splice	Connector Body	Connector		Seal / Sleeve	Lock 1	Lock 2
				Number	Part Numbers	Number	Cavity			
MV53B	14	YL	GXL	2643693R1	3595624C1	1700	4	N/A		
MV53B	14	YL	GXL	2643693R1	1661375C2	8000A	C	589391C1	1661376C1	
MV54B	14	BN	GXL	2643688R1	3595624C1	1700	5	N/A		
MV54B	14	BN	GXL	2643688R1		SS24	-	UNDEF		
MV54C	14	BN	GXL	2643688R1	1661375C2	8001	E	589391C1	1661376C1	
MV54C	14	BN	GXL	2643688R1		SS24	-	UNDEF		
MV54D	14	BN	GXL	2643688R1	1661375C2	8000A	E	589391C1	1661376C1	
MV54D	14	BN	GXL	2643688R1		SS24	-	UNDEF		
MV57B	16	OR	TXL	3510318R1	3595624C1	1700	15	N/A		
MV57B	16	OR	TXL	3510318R1	1661375C2	8000A	D	1652325C1	1661376C1	
MW11-GE	14	WH	GXL	2643689R1	3551896C1	8800	D	589391C1	3540454C1	3551897C1
MW11-GE	14	WH	GXL	2643689R1	2039311C91	8102	B	589391C1	2039342C1	
MW52	14	YL	GXL	2643693R1	3595624C1	1700	1	N/A		
MW52	14	YL	GXL	2643693R1	1661375C2	8001	A	589391C1	1661376C1	
MW52D	14	YL	GXL	2643693R1	3595624C1	1700	3	N/A		
MW52D	14	YL	GXL	2643693R1	1661375C2	8000	A	589391C1	1661376C1	
MW53	14	YL	GXL	2643693R1	3595624C1	1700	2	N/A		
MW53	14	YL	GXL	2643693R1	1661375C2	8001	C	589391C1	1661376C1	
MW53B	14	YL	GXL	2643693R1	3595624C1	1700	4	N/A		
MW53B	14	YL	GXL	2643693R1	1661375C2	8000	C	589391C1	1661376C1	
MW54B	14	BN	GXL	2643688R1	3595624C1	1700	5	N/A		
MW54B	14	BN	GXL	2643688R1		SS22	-	UNDEF		
MW54C	14	BN	GXL	2643688R1	1661375C2	8001	E	589391C1	1661376C1	
MW54C	14	BN	GXL	2643688R1		SS22	-	UNDEF		
MW54D	14	BN	GXL	2643688R1	1661375C2	8000	E	589391C1	1661376C1	
MW54D	14	BN	GXL	2643688R1		SS22	-	UNDEF		
MW54F	14	BN	GXL	2643688R1	2039311C91	8102	E	589391C1	2039342C1	
MW54F	14	BN	GXL	2643688R1		SS22	-	UNDEF		
MW56B	16	OR	TXL	3510318R1	3595624C1	1700	14	N/A		
MW56B	16	OR	TXL	3510318R1		SS21	-	UNDEF		
MW56C	16	OR	GXL	2643682R1	1661375C2	8001	D	1652325C1	1661376C1	
MW56C	16	OR	GXL	2643682R1		SS21	-	UNDEF		

Circuit Number	Gauge	Color	Insulation	Terminal Splice	Connector Body	Connector		Seal / Sleeve	Lock 1	Lock 2
				Number	Part Numbers	Number	Cavity			
MW56D	16	YL	GXL	2643684R1	2039311C91	8102	D	1652325C1	2039342C1	
MW56D	16	YL	GXL	2643684R1		SS21	-	UNDEF		
MW57B	16	OR	TXL	3510318R1	3595624C1	1700	15	N/A		
MW57B	16	OR	TXL	3510318R1		SS20	-	UNDEF		
MW57C	16	OR	GXL	2643682R1	1661375C2	8000	D	1652325C1	1661376C1	
MW57C	16	OR	GXL	2643682R1		SS20	-	UNDEF		
MW57D	16	LTGN	GXL	2643678R1	2039311C91	8102	F	1652325C1	2039342C1	
MW57D	16	LTGN	GXL	2643678R1		SS20	-	UNDEF		
MW64HI	14	YL	GXL	2643693R1	3595624C1	1700	9	N/A		
MW64HI	14	YL	GXL	2643693R1	2039311C91	8102	A	589391C1	2039342C1	
MW64LO	14	YL	GXL	2643693R1	3595624C1	1700	8	N/A		
MW64LO	14	YL	GXL	2643693R1	2039311C91	8102	C	589391C1	2039342C1	
MX64-GB	16	WH	GXL	2643681R1	3551896C1	8800	C	1652325C1	3540454C1	3551897C1
MX64-GB	16	WH	GXL	2643681R1	587567C91	8200A	B	1652325C1		
MX64B	16	YL	GXL	2643684R1	3595624C1	1700	23	N/A		
MX64B	16	YL	GXL	2643684R1	587567C91	8200A	A	1652325C1		
MY11-G	12	WH	TXL	3510362R1		4307	1	2644038R1		
MY11-G	12	WH	TXL	3510362R1		SBS1	-	UNDEF		
MY11-GA	14	WH	GXL	2643689R1	1661375C2	8000	B	589391C1	1661376C1	
MY11-GA	14	WH	GXL	2643689R1		SBS1	-	UNDEF		
MY11-GB	14	WH	GXL	2643689R1	1661375C2	8001	B	589391C1	1661376C1	
MY11-GB	14	WH	GXL	2643689R1		SBS1	-	UNDEF		
MY11-GC	12	WH	GXL	2643787R1	587566C91	8600	A	589390C1		
MY11-GC	12	WH	GXL	2643787R1		SBS1	-	UNDEF		
MY11-GD	12	WH	GXL	2643787R1	3551896C1	8800	A	589390C1	3540454C1	3551897C1
MY11-GD	12	WH	GXL	2643787R1		SBS1	-	UNDEF		
MY85-GA	16	WH	GXL	2643681R1	1661778C1	8301	B	1661872C1	1661874C1	
MY85-GA	16	WH	GXL	2643681R1		SBS1	-	UNDEF		
MZ11-G	12	WH	TXL	3510362R1		4307	1	2644038R1		
MZ11-G	12	WH	TXL	3510362R1		SBS3	-	UNDEF		
MZ11-GA	14	WH	GXL	2643689R1	1661375C2	8000	B	589391C1	1661376C1	
MZ11-GA	14	WH	GXL	2643689R1		SBS3	-	UNDEF		

Circuit Number	Gauge	Color	Insulation	Terminal Splice	Connector Body	Connector		Seal / Sleeve	Lock 1	Lock 2
				Number	Part Numbers	Number	Cavity			
MZ11-GB	14	WH	GXL	2643689R1	1661375C2	8001	B	589391C1	1661376C1	
MZ11-GB	14	WH	GXL	2643689R1		SBS3	-	UNDEF		
MZ11-GC	12	WH	GXL	2643787R1	587566C91	8600	A	589390C1		
MZ11-GC	12	WH	GXL	2643787R1		SBS3	-	UNDEF		
MZ85-GA	16	WH	GXL	2643681R1	1661778C1	8301	B	1661872C1	1661874C1	
MZ85-GA	16	WH	GXL	2643681R1		SBS3	-	UNDEF		
ND10-GV	16	WH	GXL	2643681R1	3595624C1	1700	38	N/A		
ND10-GV	16	WH	GXL	2643681R1	2036583C1	4038	A	N/A		
ND90B	18	GY	TXL	3510311R1	3595624C1	1700	33	N/A		
ND90B	18	GY	TXL	3510311R1	3522187C1	4037	1	3522193C1		
ND90H	16	GY	GXL	2643680R1	3595624C1	1700	32	N/A		
ND90H	16	GY	GXL	2643680R1	2036583C1	4038	B	N/A		
ND94BF	18	GY	TXL	3510311R1	3595624C1	1700	34	N/A		
ND94BF	18	GY	TXL	3510311R1	3522187C1	4037	2	3522193C1		
NE94AA	14	GY	TXL	3510313R1	3919376C1	8508A	2	3601687C1		
NE94AA	14	GY	TXL	3510313R1	3595624C1	1700	28	N/A		
NE94AB	14	GY	TXL	3510313R1	3919376C1	8508A	3	3601687C1		
NE94AB	14	GY	TXL	3510313R1	3595624C1	1700	27	N/A		
NE94AC	18	GY	TXL	3510311R1	6111844C1	8506A	1	6111843C1		
NE94AC	18	GY	TXL	3510311R1	3595624C1	1700	30	N/A		
NE94AD	18	GY	TXL	3510311R1	6111844C1	8506A	2	6111843C1		
NE94AD	18	GY	TXL	3510311R1	3595624C1	1700	31	N/A		
NE94AE	18	GY	TXL	3510311R1	6111844C1	8507A	1	6111843C1		
NE94AE	18	GY	TXL	3510311R1	3595624C1	1700	32	N/A		
NE94AF	18	GY	TXL	3510311R1	6111844C1	8507A	2	6111843C1		
NE94AF	18	GY	TXL	3510311R1	3595624C1	1700	33	N/A		
NE94AH	14	GY	TXL	3510313R1	3919376C1	8509A	1	3601687C1		
NE94AH	14	GY	TXL	3510313R1	3595624C1	1700	36	N/A		
NE94AJ	14	GY	TXL	3510313R1	3919376C1	8509A	2	3601687C1		
NE94AJ	14	GY	TXL	3510313R1	3595624C1	1700	35	N/A		
NE94AK	14	GY	TXL	3510313R1	3919376C1	8509A	3	3601687C1		
NE94AK	14	GY	TXL	3510313R1	3595624C1	1700	34	N/A		

Circuit Number	Gauge	Color	Insulation	Terminal Splice	Connector Body	Connector		Seal / Sleeve	Lock 1	Lock 2
				Number	Part Numbers	Number	Cavity			
NE94AL	14	GY	TXL	3510313R1	3919376C1	8508A	1	3601687C1		
NE94AL	14	GY	TXL	3510313R1	3595624C1	1700	29	N/A		
NK5C(+)	18	YL	TXL	3572112R1	3595624C1	1700	62	N/A		
NK5C(+)	18	YL	TXL	3572112R1	1667741C1	1657M	A	3568570C1	1667771C1	
NK5C(-)	18	GN	TXL	3572112R1	3595624C1	1700	61	N/A		
NK5C(-)	18	GN	TXL	3572112R1	1667741C1	1657M	C	3568570C1	1667771C1	
NL41D	18	BK	GXL	2643670R1	3626435C1	6715	1	SWS_N_REQ		
NL41D	18	BK	GXL	2643670R1	3522068C1	5899	A	1661872C1	1661874C1	
NL41E	18	GY	GXL	2643673R1	3626435C1	6715	2	SWS_N_REQ		
NL41E	18	GY	GXL	2643673R1	3522068C1	5899	B	1661872C1	1661874C1	
NR104CB	18	DKBL	GXL	2643720R1	3595624C1	1700	44	N/A		
NR104CB	18	DKBL	GXL	2643720R1	587568C91	8805	B	1652325C1		
NR104CC	18	DKBL	GXL	2643720R1	3595624C1	1700	43	N/A		
NR104CC	18	DKBL	GXL	2643720R1	587568C91	8805	A	1652325C1		
NX87C	18	GY	TXL	3510311R1	3595624C1	1700	17	N/A		
NX87C	18	GY	TXL	3510311R1	3554317C1	4022A	1	3554318C1		
NX9BB	18	GY	TXL	3510311R1	3595624C1	1700	18	N/A		
NX9BB	18	GY	TXL	3510311R1	3554317C1	4022A	2	3554318C1		
NY87BA	18	GY	GXL	2643673R1	3595624C1	1700	20	N/A		
NY87BA	18	GY	GXL	2643673R1	3536864C1	4021A	2	3536868C1		
NY87KA	16	GY	GXL	2643680R1	3595624C1	1700	19	N/A		
NY87KA	16	GY	GXL	2643680R1	3536864C1	4021A	1	3536868C1		
PD39-GB	16	WH	GXL	2643681R1	3626436C1	9300	2	N/A		
PD39-GB	16	WH	GXL	2643681R1	1673790C1	9900E	B	1652325C1	1673791C1	
PD39B	16	GY	GXL	2643680R1	3626436C1	9300	1	N/A		
PD39B	16	GY	GXL	2643680R1	1673790C1	9900E	A	1652325C1	1673791C1	
PP52	14	YL	GXL	2643693R1	3595624C1	1700	1	N/A		
PP52	14	YL	GXL	2643693R1	1661375C2	8001	A	589391C1	1661376C1	
PP52D	14	YL	GXL	2643693R1	3595624C1	1700	3	N/A		
PP52D	14	YL	GXL	2643693R1	1661375C2	8000	A	589391C1	1661376C1	
PP53	14	YL	GXL	2643693R1	3595624C1	1700	2	N/A		
PP53	14	YL	GXL	2643693R1	1661375C2	8001	C	589391C1	1661376C1	

Circuit Number	Gauge	Color	Insulation	Terminal Splice	Connector Body	Connector		Seal / Sleeve	Lock 1	Lock 2
				Number	Part Numbers	Number	Cavity			
PP53B	14	YL	GXL	2643693R1	3595624C1	1700	4	N/A		
PP53B	14	YL	GXL	2643693R1	1661375C2	8000	C	589391C1	1661376C1	
PP54-GA	16	WH	GXL	2643681R1	3551896C1	8800	D	1652325C1	3540454C1	3551897C1
PP54-GA	16	WH	GXL	2643681R1	1661778C1	8150	B	1661872C1	1661874C1	
PP54-GB	16	WH	GXL	2643681R1	3551896C1	8800	E	1652325C1	3540454C1	3551897C1
PP54-GB	16	WH	GXL	2643681R1	1661778C1	8151	B	1661872C1	1661874C1	
PP54B	14	BN	GXL	2643688R1	3595624C1	1700	5	N/A		
PP54B	14	BN	GXL	2643688R1		SS23	-	UNDEF		
PP54C	14	BN	GXL	2643688R1	1661375C2	8001	E	589391C1	1661376C1	
PP54C	14	BN	GXL	2643688R1		SS23	-	UNDEF		
PP54D	14	BN	GXL	2643688R1	1661375C2	8000	E	589391C1	1661376C1	
PP54D	14	BN	GXL	2643688R1		SS23	-	UNDEF		
PP54H	16	BN	GXL	2643679R1	1661778C1	8150	A	1661872C1	1661874C1	
PP54H	16	BN	GXL	2643679R1		SS23	-	UNDEF		
PP54J	16	BN	GXL	2643679R1	1661778C1	8151	A	1661872C1	1661874C1	
PP54J	16	BN	GXL	2643679R1		SS23	-	UNDEF		
PP56B	16	OR	TXL	3510318R1	3595624C1	1700	14	N/A		
PP56B	16	OR	TXL	3510318R1	1661375C2	8001	D	1652325C1	1661376C1	
PP57B	16	OR	TXL	3510318R1	3595624C1	1700	15	N/A		
PP57B	16	OR	TXL	3510318R1	1661375C2	8000	D	1652325C1	1661376C1	
PR39-GB	16	WH	GXL	2643681R1	3626436C1	9300	2	N/A		
PR39-GB	16	WH	GXL	2643681R1	1673790C1	9900F	B	1652325C1	1673791C1	
PR39B	16	GY	GXL	2643680R1	3626436C1	9300	1	N/A		
PR39B	16	GY	GXL	2643680R1	1673790C1	9900F	A	1652325C1	1673791C1	
PT5UE(+)	18	YL	TXL	3572112R1	6111813C1	8903	2	3600327C1		
PT5UE(+)	18	YL	TXL	3572112R1	3595624C1	1700	25	N/A		
PT5UE(-)	18	GN	TXL	3572112R1	6111813C1	8903	7	3600327C1		
PT5UE(-)	18	GN	TXL	3572112R1	3595624C1	1700	26	N/A		
PU39-GB	16	WH	GXL	2643681R1	1673790C1	9900J	B	1652325C1	1673791C1	
PU39-GB	16	WH	GXL	2643681R1	3626436C1	9300	2	N/A		
PU39B	16	GY	GXL	2643680R1	1673790C1	9900J	A	1652325C1	1673791C1	
PU39B	16	GY	GXL	2643680R1	3626436C1	9300	1	N/A		

Circuit Number	Gauge	Color	Insulation	Terminal Splice	Connector Body	Connector		Seal / Sleeve	Lock 1	Lock 2
				Number	Part Numbers	Number	Cavity			
PV39-GB	16	WH	GXL	2643681R1	1673790C1	9900H	B	1652325C1	1673791C1	
PV39-GB	16	WH	GXL	2643681R1	3626436C1	9300	2	N/A		
PV39B	16	GY	GXL	2643680R1	1673790C1	9900H	A	1652325C1	1673791C1	
PV39B	16	GY	GXL	2643680R1	3626436C1	9300	1	N/A		
PW39-GB	16	WH	GXL	2643681R1	1673790C1	9900G	B	1652325C1	1673791C1	
PW39-GB	16	WH	GXL	2643681R1	3626436C1	9300	2	N/A		
PW39B	16	GY	GXL	2643680R1	1673790C1	9900G	A	1652325C1	1673791C1	
PW39B	16	GY	GXL	2643680R1	3626436C1	9300	1	N/A		
RA11-G	12	WH	TXL	3510362R1		4307	1	2644038R1		
RA11-G	12	WH	TXL	3510362R1		SS25	-	UNDEF		
RA11-GA	14	WH	GXL	2643689R1	1661375C2	8000A	B	589391C1	1661376C1	
RA11-GA	14	WH	GXL	2643689R1		SS25	-	UNDEF		
RA11-GB	14	WH	GXL	2643689R1	1661375C2	8001	B	589391C1	1661376C1	
RA11-GB	14	WH	GXL	2643689R1		SS25	-	UNDEF		
RA11-GC	12	WH	GXL	2643787R1	587566C91	8600	A	589390C1		
RA11-GC	12	WH	GXL	2643787R1		SS25	-	UNDEF		
RA11-GD	12	WH	GXL	2643787R1	3551896C1	8800	A	589390C1	3540454C1	3551897C1
RA11-GD	12	WH	GXL	2643787R1		SS25	-	UNDEF		
RA85-GA	16	WH	GXL	2643681R1	1661778C1	8301	B	1661872C1	1661874C1	
RA85-GA	16	WH	GXL	2643681R1		SS25	-	UNDEF		
RB11-G	12	WH	TXL	3510362R1		4307	1	2644038R1		
RB11-G	12	WH	TXL	3510362R1		SS26	-	UNDEF		
RB11-GA	14	WH	GXL	2643689R1	1661375C2	8000A	B	589391C1	1661376C1	
RB11-GA	14	WH	GXL	2643689R1		SS26	-	UNDEF		
RB11-GB	14	WH	GXL	2643689R1	1661375C2	8001	B	589391C1	1661376C1	
RB11-GB	14	WH	GXL	2643689R1		SS26	-	UNDEF		
RB11-GC	12	WH	GXL	2643787R1	587566C91	8600	A	589390C1		
RB11-GC	12	WH	GXL	2643787R1		SS26	-	UNDEF		
RB85-GA	16	WH	GXL	2643681R1	1661778C1	8301	B	1661872C1	1661874C1	
RB85-GA	16	WH	GXL	2643681R1		SS26	-	UNDEF		
RCTEM1	16	GY	TXL	3510312R1	3601924C1	7220	1	N/A	3601925C1	
RCTEM1	16	GY	TXL	3510312R1	3595624C1	1700	52	N/A		

Circuit Number	Gauge	Color	Insulation	Terminal Splice	Connector Body	Connector		Seal / Sleeve	Lock 1	Lock 2
				Number	Part Numbers	Number	Cavity			
RCTEM2	16	GY	TXL	3510312R1	3601924C1	7220	2	N/A	3601925C1	
RCTEM2	16	GY	TXL	3510312R1	3595624C1	1700	53	N/A		
RCTEM3	16	GY	TXL	3510312R1	3601924C1	7220	3	N/A	3601925C1	
RCTEM3	16	GY	TXL	3510312R1	3595624C1	1700	54	N/A		
RCTEM4	16	GY	TXL	3510312R1	3601924C1	7220	4	N/A	3601925C1	
RCTEM4	16	GY	TXL	3510312R1	3595624C1	1700	55	N/A		
RCTEM5	16	GY	TXL	3510312R1	3601924C1	7220	5	N/A	3601925C1	
RCTEM5	16	GY	TXL	3510312R1	3595624C1	1700	56	N/A		
RCTEM6	16	GY	TXL	3510312R1	3601924C1	7220	6	N/A	3601925C1	
RCTEM6	16	GY	TXL	3510312R1	3595624C1	1700	57	N/A		
RCTEM7	16	GY	TXL	3510312R1	3601924C1	7220	7	N/A	3601925C1	
RCTEM7	16	GY	TXL	3510312R1	3595624C1	1700	58	N/A		
RCTEM8	16	GY	TXL	3510312R1	3601924C1	7220	8	N/A	3601925C1	
RCTEM8	16	GY	TXL	3510312R1	3595624C1	1700	59	N/A		
RD64-GB	16	WH	GXL	2643681R1	3551896C1	8800	C	1652325C1	3540454C1	3551897C1
RD64-GB	16	WH	GXL	2643681R1	587567C91	8200	B	1652325C1		
RD64B	16	YL	GXL	2643684R1	3595624C1	1700	23	N/A		
RD64B	16	YL	GXL	2643684R1	587567C91	8200	A	1652325C1		
RF52D	14	YL	GXL	2643693R1	3595624C1	1700	3	N/A		
RF52D	14	YL	GXL	2643693R1	1661375C2	8000	A	589391C1	1661376C1	
RF53B	14	YL	GXL	2643693R1	3595624C1	1700	4	N/A		
RF53B	14	YL	GXL	2643693R1	1661375C2	8000	C	589391C1	1661376C1	
RF54B	14	BN	GXL	2643688R1	3595624C1	1700	5	N/A		
RF54B	14	BN	GXL	2643688R1		SES1	-	UNDEF		
RF54C	14	BN	GXL	2643688R1	1661375C2	8001	E	589391C1	1661376C1	
RF54C	14	BN	GXL	2643688R1		SES1	-	UNDEF		
RF54D	14	BN	GXL	2643688R1	1661375C2	8000	E	589391C1	1661376C1	
RF54D	14	BN	GXL	2643688R1		SES1	-	UNDEF		
RF57B	16	OR	TXL	3510318R1	3595624C1	1700	15	N/A		
RF57B	16	OR	TXL	3510318R1	1661375C2	8000	D	1652325C1	1661376C1	
SB87BA	18	GY	GXL	2643673R1	3595624C1	1700	20	N/A		
SB87BA	18	GY	GXL	2643673R1	3536864C1	4021B	2	3536868C1		

Circuit Number	Gauge	Color	Insulation	Terminal Splice	Connector Body	Connector		Seal / Sleeve	Lock 1	Lock 2
				Number	Part Numbers	Number	Cavity			
SB87KA	16	GY	GXL	2643680R1	3595624C1	1700	19	N/A		
SB87KA	16	GY	GXL	2643680R1	3536864C1	4021B	1	3536868C1		
SC87C	18	GY	TXL	3510311R1	3595624C1	1700	17	N/A		
SC87C	18	GY	TXL	3510311R1	3554317C1	4022B	1	3554318C1		
SC9BB	18	GY	TXL	3510311R1	3595624C1	1700	18	N/A		
SC9BB	18	GY	TXL	3510311R1	3554317C1	4022B	2	3554318C1		
SE103M	12	LTGN	GXL	2643753R1	BLUNT_SL_V	7230	A	SWS_N_REQ		
SE103M	12	LTGN	GXL	2643753R1	3595624C1	1700	65	N/A		
SE103N	12	LTGN	GXL	2643753R1	BLUNT_SL_V	7230	B	SWS_N_REQ		
SE103N	12	LTGN	GXL	2643753R1	3595624C1	1700	66	N/A		
SE103P	12	LTGN	GXL	2643753R1	BLUNT_SL_V	7230	C	SWS_N_REQ		
SE103P	12	LTGN	GXL	2643753R1	3595624C1	1700	67	N/A		
SH11-GW	16	WH	TXL	3510360R1	3551896C1	8800	F	1652325C1	3540454C1	3551897C1
SH11-GW	16	WH	TXL	3510360R1	3525872C1	4906	E	1661872C1	3525873C1	3525875C1
SH44J	18	WH	GXL	2643674R1	3525874C1	4906C	E	1661872C1		
SH44J	18	WH	GXL	2643674R1	3525874C1	4906C	A	1661872C1		
SH44W	16	WH	TXL	3510360R1	3525872C1	4906	A	1661872C1	3525873C1	3525875C1
SH44W	16	WH	TXL	3510360R1	1671610C1	4905	B	1652325C1	1671608C1	
SH44Y	16	GY	TXL	3510312R1	3595624C1	1700	47	N/A		
SH44Y	16	GY	TXL	3510312R1	1671610C1	4905	A	1652325C1	1671608C1	
SH89AR	18	PK	TXL	3510323R1	3595624C1	1700	46	N/A		
SH89AR	18	PK	TXL	3510323R1	3525872C1	4906	G	3568570C1	3525873C1	3525875C1
SH89CE	18	VT	TXL	3510347R1	3595624C1	1700	45	N/A		
SH89CE	18	VT	TXL	3510347R1	3525872C1	4906	H	3568570C1	3525873C1	3525875C1
SH92#101	18	TN	TXL	3510329R1	3595624C1	1700	49	N/A		
SH92#101	18	TN	TXL	3510329R1	3525872C1	4906	B	3568570C1	3525873C1	3525875C1
SH92#103	18	TN	TXL	3510329R1	3595624C1	1700	48	N/A		
SH92#103	18	TN	TXL	3510329R1	3525872C1	4906	D	3568570C1	3525873C1	3525875C1
SH92C	18	TN	GXL	2643676R1	3525874C1	4906C	D	1661872C1		
SH92C	18	TN	GXL	2643676R1	3525874C1	4906C	B	1661872C1		
SJ44-GW	16	WH	TXL	3510360R1	3551896C1	8800	F	1652325C1	3540454C1	3551897C1
SJ44-GW	16	WH	TXL	3510360R1	1671610C1	4905	B	1652325C1	1671608C1	

Circuit Number	Gauge	Color	Insulation	Terminal Splice	Connector Body	Connector		Seal / Sleeve	Lock 1	Lock 2
				Number	Part Numbers	Number	Cavity			
SJ44Y	16	GY	TXL	3510312R1	3595624C1	1700	47	N/A		
SJ44Y	16	GY	TXL	3510312R1	1671610C1	4905	A	1652325C1	1671608C1	
SK44J	18	GY	GXL	2643673R1	3595624C1	1700	47	N/A		
SK44J	18	GY	GXL	2643673R1	1661777C1	4070	C	1661872C1	1661873C1	
SK44K	18	GY	GXL	2643673R1	1671610C1	4071	A	1652325C1	1671608C1	
SK44K	18	GY	GXL	2643673R1	1661777C1	4070	D	1661872C1	1661873C1	
SK44L	18	GY	GXL	2643673R1	3595624C1	1700	61	N/A		
SK44L	18	GY	GXL	2643673R1	1671610C1	4071	B	1652325C1	1671608C1	
TC64-GB	16	WH	TXL	3510360R1	6131286C1	8200C	2	4080000C1		
TC64-GB	16	WH	TXL	3510360R1	3551896C1	8800	C	1652325C1	3540454C1	3551897C1
TC64B	16	YL	TXL	3510336R1	6131286C1	8200C	1	4080000C1		
TC64B	16	YL	TXL	3510336R1	3595624C1	1700	23	N/A		
TD64-GB	16	WH	TXL	3510360R1	6131286C1	8200D	2	4080000C1		
TD64-GB	16	WH	TXL	3510360R1	3551896C1	8800	C	1652325C1	3540454C1	3551897C1
TD64B	16	YL	TXL	3510336R1	6131286C1	8200D	1	4080000C1		
TD64B	16	YL	TXL	3510336R1	3595624C1	1700	23	N/A		
TE64-GA	16	WH	TXL	3510360R1	6131286C1	8201A	2	4080000C1		
TE64-GA	16	WH	TXL	3510360R1	3551896C1	8800	B	1652325C1	3540454C1	3551897C1
TE64A	16	YL	TXL	3510336R1	6131286C1	8201A	1	4080000C1		
TE64A	16	YL	TXL	3510336R1	3595624C1	1700	22	N/A		
AB44-GB	18	WH	GXL	2643674R1	3551896C1	8805	F	1652325C1	3540454C1	3551897C1
AB44-GB	18	WH	GXL	2643674R1	1667741C1	9777M	B	1661872C1	1667771C1	
AB44M	18	GY	GXL	2643673R1	3595622C1	1701F	58	SWS_N_REQ		
AB44M	18	GY	GXL	2643673R1	1667741C1	9777M	C	1661872C1	1667771C1	
AB44N	18	GY	GXL	2643673R1	3595622C1	1701F	41	SWS_N_REQ		
AB44N	18	GY	GXL	2643673R1	1667741C1	9777M	A	1661872C1	1667771C1	
AL1AL	12	GY	GXL	2643783R1	BLUNT_SL_V	8886	A	SWS_N_REQ		
AL1AL	12	GY	GXL	2643783R1	6099045C1	8884	1	SWS_N_REQ		
AL20AL	18	GY	TXL	3510311R1	6099045C1	8884	20	SWS_N_REQ		
AL20AL	18	GY	TXL	3510311R1	3838727C1	8885A	11	SWS_N_REQ		
AL21AL	18	GY	GXL	2643673R1	6099045C1	8884	21	SWS_N_REQ		
AL21AL	18	GY	GXL	2643673R1	3838727C1	8885A	5	SWS_N_REQ		

Circuit Number	Gauge	Color	Insulation	Terminal Splice	Connector Body	Connector		Seal / Sleeve	Lock 1	Lock 2
				Number	Part Numbers	Number	Cavity			
AL23AL	18	GY	TXL	3510311R1	6099045C1	8884	23	SWS_N_REQ		
AL23AL	18	GY	TXL	3510311R1	3838727C1	8885A	9	SWS_N_REQ		
AL24AL	18	GY	TXL	3510311R1	6099045C1	8884	24	SWS_N_REQ		
AL24AL	18	GY	TXL	3510311R1	3838727C1	8885A	12	SWS_N_REQ		
AL2AL	14	GY	GXL	2643782R1	BLUNT_SL_V	8886	B	SWS_N_REQ		
AL2AL	14	GY	GXL	2643782R1	6099045C1	8884	2	SWS_N_REQ		
AL5AL	18	GY	GXL	2643673R1	6099045C1	8884	5	SWS_N_REQ		
AL5AL	18	GY	GXL	2643673R1	3838727C1	8885A	8	SWS_N_REQ		
AL6AL	18	GY	GXL	2643673R1	6099045C1	8884	6	SWS_N_REQ		
AL6AL	18	GY	GXL	2643673R1	3838727C1	8885A	7	SWS_N_REQ		
AL7AL	18	GY	GXL	2643673R1	6099045C1	8884	7	SWS_N_REQ		
AL7AL	18	GY	GXL	2643673R1	3838727C1	8885A	6	SWS_N_REQ		
AL8AL	18	GY	GXL	2643673R1	6099045C1	8884	8	SWS_N_REQ		
AL8AL	18	GY	GXL	2643673R1	3838727C1	8885A	4	SWS_N_REQ		
AL9AL	18	GY	GXL	2643673R1	6099045C1	8884	9	SWS_N_REQ		
AL9AL	18	GY	GXL	2643673R1	3838727C1	8885A	2	SWS_N_REQ		
AM10AL	18	GY	TXL	3510311R1	6099045C1	8884	10	SWS_N_REQ		
AM10AL	18	GY	TXL	3510311R1	3525874C1	8887	G	3568570C1		
AM12AL	18	GY	TXL	3510311R1	6099045C1	8884	12	SWS_N_REQ		
AM12AL	18	GY	TXL	3510311R1	3525874C1	8887	B	3568570C1		
AM13AL	18	GY	TXL	3510311R1	6099045C1	8884	13	SWS_N_REQ		
AM13AL	18	GY	TXL	3510311R1	3525874C1	8887	C	3568570C1		
AM15AL	18	GY	TXL	3510311R1	6099045C1	8884	15	SWS_N_REQ		
AM15AL	18	GY	TXL	3510311R1	3525874C1	8887	E	3568570C1		
AM16AL	18	GY	TXL	3510311R1	6099045C1	8884	16	SWS_N_REQ		
AM16AL	18	GY	TXL	3510311R1	3525874C1	8887	F	3568570C1		
AM18AL	18	GY	TXL	3510311R1	6099045C1	8884	18	SWS_N_REQ		
AM18AL	18	GY	TXL	3510311R1	3525874C1	8887	A	3568570C1		
AN10AL	18	GY	TXL	3510311R1	6099045C1	8884	10	SWS_N_REQ		
AN10AL	18	GY	TXL	3510311R1	3525872C1	8888	F	3568570C1	3525873C1	3525875C1
AN11AL	18	GY	TXL	3510311R1	6099045C1	8884	11	SWS_N_REQ		
AN11AL	18	GY	TXL	3510311R1	3525872C1	8888	B	3568570C1	3525873C1	3525875C1

Circuit Number	Gauge	Color	Insulation	Terminal Splice	Connector Body	Connector		Seal / Sleeve	Lock 1	Lock 2
				Number	Part Numbers	Number	Cavity			
AN12AL	18	GY	TXL	3510311R1	6099045C1	8884	12	SWS_N_REQ		
AN12AL	18	GY	TXL	3510311R1	3525872C1	8888	D	3568570C1	3525873C1	3525875C1
AN14AL	18	GY	TXL	3510311R1	6099045C1	8884	14	SWS_N_REQ		
AN14AL	18	GY	TXL	3510311R1	3525872C1	8888	E	3568570C1	3525873C1	3525875C1
AN15AL	18	GY	TXL	3510311R1	6099045C1	8884	15	SWS_N_REQ		
AN15AL	18	GY	TXL	3510311R1	3525872C1	8888	A	3568570C1	3525873C1	3525875C1
AN17AL	18	GY	TXL	3510311R1	6099045C1	8884	17	SWS_N_REQ		
AN17AL	18	GY	TXL	3510311R1	3525872C1	8888	G	3568570C1	3525873C1	3525875C1
AN18AL	18	GY	TXL	3510311R1	6099045C1	8884	18	SWS_N_REQ		
AN18AL	18	GY	TXL	3510311R1	3525872C1	8888	C	3568570C1	3525873C1	3525875C1
EV12-G	18	WH	GXL	2643674R1		9780	1	2644038R1		
EV12-G	18	WH	GXL	2643674R1	3595622C1	1701F	70	SWS_N_REQ		
EV12-GA	18	WH	GXL	2643674R1		9780A	1	2644038R1		
EV12-GA	18	WH	GXL	2643674R1	3551896C1	8805	D	1652325C1	3540454C1	3551897C1
JC5A(+)	18	YL	TXL	3572112R1	3595622C1	1701F	62	SWS_N_REQ		
JC5A(+)	18	YL	TXL	3572112R1		SS28	-	2644000R1		
JC5A(-)	18	GN	TXL	3572112R1	3595622C1	1701F	61	SWS_N_REQ		
JC5A(-)	18	GN	TXL	3572112R1		SS29	-	2644000R1		
JC5B(+)	18	YL	TXL	3572112R1	3683465C1	9530	A	3535424C1	3683466C1	3573833C1
JC5B(+)	18	YL	TXL	3572112R1		SS28	-	2644000R1		
JC5B(-)	18	GN	TXL	3572112R1	3683465C1	9530	B	3535424C1	3683466C1	3573833C1
JC5B(-)	18	GN	TXL	3572112R1		SS29	-	2644000R1		
JC5C(+)	18	YL	TXL	3572112R1	3573648C2	9511	14	3573653C1	3573650C1	3573650C1
JC5C(+)	18	YL	TXL	3572112R1		SS28	-	2644000R1		
JC5C(-)	18	GN	TXL	3572112R1	3573648C2	9511	15	3573653C1	3573650C1	3573650C1
JC5C(-)	18	GN	TXL	3572112R1		SS29	-	2644000R1		
JD5A(+)	18	YL	TXL	3572112R1	3595622C1	1701F	62	SWS_N_REQ		
JD5A(+)	18	YL	TXL	3572112R1		SS30	-	2644000R1		
JD5A(-)	18	GN	TXL	3572112R1	3595622C1	1701F	61	SWS_N_REQ		
JD5A(-)	18	GN	TXL	3572112R1		SS31	-	2644000R1		
JD5B(+)	18	YL	TXL	3572112R1	3683465C1	9530	A	3535424C1	3683466C1	3573833C1
JD5B(+)	18	YL	TXL	3572112R1		SS30	-	2644000R1		

Circuit Number	Gauge	Color	Insulation	Terminal Splice	Connector Body	Connector		Seal / Sleeve	Lock 1	Lock 2
				Number	Part Numbers	Number	Cavity			
JD5B(-)	18	GN	TXL	3572112R1	3683465C1	9530	B	3535424C1	3683466C1	3573833C1
JD5B(-)	18	GN	TXL	3572112R1		SS31	-	2644000R1		
JD5C(+)	18	YL	TXL	3572112R1	3758273C1	9511K	12	SWS_N_REQ		
JD5C(+)	18	YL	TXL	3572112R1		SS30	-	2644000R1		
JD5C(-)	18	GN	TXL	3572112R1	3758273C1	9511K	13	SWS_N_REQ		
JD5C(-)	18	GN	TXL	3572112R1		SS31	-	2644000R1		
MD94BA	16	GY	TXL	3510312R1	3595622C1	1701F	23	SWS_N_REQ		
MD94BA	16	GY	TXL	3510312R1	3558026C1	9800	17	3509903C1	3558056C1	
MD94BB	16	GY	TXL	3510312R1	3595622C1	1701F	24	SWS_N_REQ		
MD94BB	16	GY	TXL	3510312R1	3558026C1	9800	18	3509903C1	3558056C1	
MD94BC	16	GY	TXL	3510312R1	3595622C1	1701F	25	SWS_N_REQ		
MD94BC	16	GY	TXL	3510312R1	3558026C1	9800	19	3509903C1	3558056C1	
MD94BD	16	GY	TXL	3510312R1	3595622C1	1701F	17	SWS_N_REQ		
MD94BD	16	GY	TXL	3510312R1	3558026C1	9800	14	3509903C1	3558056C1	
MD94BE	16	GY	TXL	3510312R1	3595622C1	1701F	16	SWS_N_REQ		
MD94BE	16	GY	TXL	3510312R1	3558026C1	9800	13	3509903C1	3558056C1	
MD94BF	16	GY	TXL	3510312R1	3595622C1	1701F	19	SWS_N_REQ		
MD94BF	16	GY	TXL	3510312R1	3558026C1	9800	16	3509903C1	3558056C1	
MD94BH	16	GY	TXL	3510312R1	3595622C1	1701F	18	SWS_N_REQ		
MD94BH	16	GY	TXL	3510312R1	3558026C1	9800	15	3509903C1	3558056C1	
MD94BJ	16	GY	TXL	3510312R1	3595622C1	1701F	21	SWS_N_REQ		
MD94BJ	16	GY	TXL	3510312R1	3558026C1	9800	20	3509903C1	3558056C1	
MD94BK	16	GY	TXL	3510312R1	3595622C1	1701F	22	SWS_N_REQ		
MD94BK	16	GY	TXL	3510312R1	3558026C1	9800	21	3509903C1	3558056C1	
MD94BL	16	GY	TXL	3510312R1	3595622C1	1701F	20	SWS_N_REQ		
MD94BL	16	GY	TXL	3510312R1	3558026C1	9800	22	3509903C1	3558056C1	
ME3C(+)	18	DKBL	TXL	3510353R1	3595622C1	1701F	19	SWS_N_REQ		
ME3C(+)	18	DKBL	TXL	3510353R1	3573648C2	9511	31	3573653C1	3573650C1	3573650C1
ME3C(-)	18	GY	TXL	3510311R1	3595622C1	1701F	18	SWS_N_REQ		
ME3C(-)	18	GY	TXL	3510311R1	3573648C2	9511	26	3573653C1	3573650C1	3573650C1
ME90	12	GY	TXL	3510314R1	3573648C2	9511	16	3615148C1	3573650C1	3573650C1
ME90	12	GY	TXL	3510314R1	1664531C1	9570	A	589391C1	1675053C1	

Circuit Number	Gauge	Color	Insulation	Terminal Splice	Connector Body	Connector		Seal / Sleeve	Lock 1	Lock 2
				Number	Part Numbers	Number	Cavity			
ME90A	12	GY	TXL	3510314R1	3573656C1	9510	2	3615148C1		
ME90A	12	GY	TXL	3510314R1	3525613C1	9311	B	3541256C1		
ME90B	10	RD	TXL	3510369R1	3525613C1	9311	A	3541256C1		
ME90B	10	RD	TXL	3510369R1	1664531C1	9550	A	589390C1	1675053C1	
ME90BA	18	GY	TXL	3510311R1	3595622C1	1701F	22	SWS_N_REQ		
ME90BA	18	GY	TXL	3510311R1	3573648C2	9511	10	3573653C1	3573650C1	3573650C1
ME90F	18	GY	TXL	3510311R1	3595622C1	1701F	20	SWS_N_REQ		
ME90F	18	GY	TXL	3510311R1	3573648C2	9511	3	3573653C1	3573650C1	3573650C1
ME90H	18	GY	TXL	3510311R1	3595622C1	1701F	23	SWS_N_REQ		
ME90H	18	GY	TXL	3510311R1	3573648C2	9511	9	3573653C1	3573650C1	3573650C1
ME94L	12	GY	GXL	2643783R1	3595622C1	1701F	26	SWS_N_REQ		
ME94L	12	GY	GXL	2643783R1	3573648C2	9511	17	3573655C1	3573650C1	3573650C1
ME94L(+)	18	GY	TXL	3510311R1	3595622C1	1701F	14	SWS_N_REQ		
ME94L(+)	18	GY	TXL	3510311R1	3573648C2	9511	29	3573653C1	3573650C1	3573650C1
ME94L(-)	18	GY	TXL	3510311R1	3595622C1	1701F	15	SWS_N_REQ		
ME94L(-)	18	GY	TXL	3510311R1	3573648C2	9511	24	3573653C1	3573650C1	3573650C1
ME94M(+)	18	GY	TXL	3510311R1	3573648C2	9511	28	3573653C1	3573650C1	3573650C1
ME94M(+)	18	GY	TXL	3510311R1	3558026C1	9800	13	3532128C1	3558056C1	
ME94M(-)	18	GY	TXL	3510311R1	3573648C2	9511	23	3573653C1	3573650C1	3573650C1
ME94M(-)	18	GY	TXL	3510311R1	3558026C1	9800	14	3532128C1	3558056C1	
ME94N(+)	18	GY	TXL	3510311R1	3573648C2	9511	22	3573653C1	3573650C1	3573650C1
ME94N(+)	18	GY	TXL	3510311R1	3558026C1	9800	15	3532128C1	3558056C1	
ME94N(-)	18	GY	TXL	3510311R1	3573648C2	9511	27	3573653C1	3573650C1	3573650C1
ME94N(-)	18	GY	TXL	3510311R1	3558026C1	9800	16	3532128C1	3558056C1	
ME94R(+)	18	GY	TXL	3510311R1	3595622C1	1701F	16	SWS_N_REQ		
ME94R(+)	18	GY	TXL	3510311R1	3573648C2	9511	30	3573653C1	3573650C1	3573650C1
ME94R(-)	18	GY	TXL	3510311R1	3595622C1	1701F	17	SWS_N_REQ		
ME94R(-)	18	GY	TXL	3510311R1	3573648C2	9511	25	3573653C1	3573650C1	3573650C1
MF9F	18	GY	GXL	2643673R1	3558026C1	9800	11	3509903C1	3558056C1	
MF9F	18	GY	GXL	2643673R1	3551896C1	8802	F	1652325C1	3540454C1	3551897C1
MK10	8	RD	GXL	2643701R1	3700151C1	9785M	A	3537135C1		
MK10	8	RD	GXL	2643701R1	3537133C1	9550A	A	3537135C1		

Circuit Number	Gauge	Color	Insulation	Terminal Splice	Connector Body	Connector		Seal / Sleeve	Lock 1	Lock 2
				Number	Part Numbers	Number	Cavity			
MK90-G	10	WH	GXL	2643788R1		9717D	1	2644002R1		
MK90-G	10	WH	GXL	2643788R1	3758273C1	9511K	47	3592376C1		
MK90A	10	GY	TXL	3510315R1	3758273C1	9511K	1	3592377C1		
MK90A	10	GY	TXL	3510315R1	1664531C1	9570K	A	589390C1	1675053C1	
MK90E	18	GY	TXL	3510311R1	3758273C1	9511K	8	SWS_N_REQ		
MK90E	18	GY	TXL	3510311R1	3595622C1	1701F	24	SWS_N_REQ		
MK94L	10	GY	TXL	3510315R1	3758273C1	9511K	32	3592377C1		
MK94L	10	GY	TXL	3510315R1	3595622C1	1701F	26	SWS_N_REQ		
MK94L(+)	18	TN	TXL	3510329R1	3758273C1	9511K	45	SWS_N_REQ		
MK94L(+)	18	TN	TXL	3510329R1	3595622C1	1701F	14	SWS_N_REQ		
MK94L(-)	18	TN	TXL	3510329R1	3758273C1	9511K	46	SWS_N_REQ		
MK94L(-)	18	TN	TXL	3510329R1	3595622C1	1701F	15	SWS_N_REQ		
MK94M(+)	18	TN	TXL	3510329R1	3758273C1	9511K	36	SWS_N_REQ		
MK94M(+)	18	TN	TXL	3510329R1	3558026C1	9800	13	3532128C1	3558056C1	
MK94M(-)	18	TN	TXL	3510329R1	3758273C1	9511K	37	SWS_N_REQ		
MK94M(-)	18	TN	TXL	3510329R1	3558026C1	9800	14	3532128C1	3558056C1	
MK94N(+)	18	TN	TXL	3510329R1	3758273C1	9511K	43	SWS_N_REQ		
MK94N(+)	18	TN	TXL	3510329R1	3558026C1	9800	15	3532128C1	3558056C1	
MK94N(-)	18	TN	TXL	3510329R1	3758273C1	9511K	42	SWS_N_REQ		
MK94N(-)	18	TN	TXL	3510329R1	3558026C1	9800	16	3532128C1	3558056C1	
MK94R(+)	18	TN	TXL	3510329R1	3758273C1	9511K	34	SWS_N_REQ		
MK94R(+)	18	TN	TXL	3510329R1	3595622C1	1701F	16	SWS_N_REQ		
MK94R(-)	18	TN	TXL	3510329R1	3758273C1	9511K	33	SWS_N_REQ		
MK94R(-)	18	TN	TXL	3510329R1	3595622C1	1701F	17	SWS_N_REQ		
MN14C	4	RD	SGX	2644026R1	3517760C1	4411	A	SWS_N_REQ		
MN14C	4	RD	SGX	2644026R1	3517759C1	4413F	A	SWS_N_REQ		
MP10-GV	16	WH	GXL	2643681R1	3595622C1	1701F	25	SWS_N_REQ		
MP10-GV	16	WH	GXL	2643681R1		SNS5	-	2644000R1		
MP90-G	12	WH	GXL	2643787R1		9717D	1	2644002R1		
MP90-G	12	WH	GXL	2643787R1	3573648C2	9511	18	3573655C1	3573650C1	3573650C1
MP90A-G	12	WH	GXL	2643787R1	3573656C1	9510	1	3573655C1		
MP90A-G	12	WH	GXL	2643787R1		SNS5	-	2644000R1		

Circuit Number	Gauge	Color	Insulation	Terminal Splice	Connector Body	Connector		Seal / Sleeve	Lock 1	Lock 2
				Number	Part Numbers	Number	Cavity			
MP90A-GA	8	WH	GXL	2643789R1		9717C	1	2644005R1		
MP90A-GA	8	WH	GXL	2643789R1		SNS5	-	2644000R1		
MP90E	18	GY	TXL	3510311R1	3595622C1	1701F	24	SWS_N_REQ		
MP90E	18	GY	TXL	3510311R1	3573648C2	9511	1	3573653C1	3573650C1	3573650C1
MP90K	18	GY	TXL	3510311R1	3595622C1	1701F	60	SWS_N_REQ		
MP90K	18	GY	TXL	3510311R1	3573648C2	9511	6	3573653C1	3573650C1	3573650C1
MP94-GB	12	WH	GXL	2643787R1		9717D	1	2644002R1		
MP94-GB	12	WH	GXL	2643787R1	3573648C2	9511	19	3573655C1	3573650C1	3573650C1
MR94-G6	14	GY	GXL	2643782R1	3595622C1	1701F	25	SWS_N_REQ		
MR94-G6	14	GY	GXL	2643782R1	3558026C1	9800	21	3509903C1	3558056C1	
MR94-G7	14	GY	GXL	2643782R1	3595622C1	1701F	24	SWS_N_REQ		
MR94-G7	14	GY	GXL	2643782R1	3558026C1	9800	18	3509903C1	3558056C1	
MR94WL	16	GY	TXL	3510312R1	3595622C1	1701F	14	SWS_N_REQ		
MR94WL	16	GY	TXL	3510312R1	3558026C1	9800	13	3509903C1	3558056C1	
MR94WM	16	GY	TXL	3510312R1	3595622C1	1701F	15	SWS_N_REQ		
MR94WM	16	GY	TXL	3510312R1	3558026C1	9800	14	3509903C1	3558056C1	
MR94WN	14	GY	GXL	2643782R1	3595622C1	1701F	18	SWS_N_REQ		
MR94WN	14	GY	GXL	2643782R1	3558026C1	9800	17	3509903C1	3558056C1	
MR94WR	14	GY	GXL	2643782R1	3595622C1	1701F	19	SWS_N_REQ		
MR94WR	14	GY	GXL	2643782R1	3558026C1	9800	19	3509903C1	3558056C1	
MR94WS	16	GY	TXL	3510312R1	3595622C1	1701F	22	SWS_N_REQ		
MR94WS	16	GY	TXL	3510312R1	3558026C1	9800	15	3509903C1	3558056C1	
MR94WT	16	GY	TXL	3510312R1	3595622C1	1701F	23	SWS_N_REQ		
MR94WT	16	GY	TXL	3510312R1	3558026C1	9800	16	3509903C1	3558056C1	
MR94WU	14	GY	GXL	2643782R1	3595622C1	1701F	17	SWS_N_REQ		
MR94WU	14	GY	GXL	2643782R1	3558026C1	9800	20	3509903C1	3558056C1	
MR94WW	14	GY	GXL	2643782R1	3595622C1	1701F	16	SWS_N_REQ		
MR94WW	14	GY	GXL	2643782R1	3558026C1	9800	22	3509903C1	3558056C1	
MU14CA	4	RD	SGX	2644026R1	3517760C1	4414	A	SWS_N_REQ		
MU14CA	4	RD	SGX	2644026R1	3517759C1	4413F3	A	SWS_N_REQ		
NA10F	8	WH	GXL	2643789R1		9717A	1	2644005R1		
NA10F	8	WH	GXL	2643789R1	3537133C1	9778F	A	3537135C1		

Circuit Number	Gauge	Color	Insulation	Terminal Splice	Connector Body	Connector	Cavity	Seal / Sleeve	Lock 1	Lock 2
				Number	Part Numbers	Number				
NA54T	10	BN	GXL	2643779R1	3595622C1	1701F	7	SWS_N_REQ		
NA54T	10	BN	GXL	2643779R1	1667732C1	9779F	A	1667735C1	1667734C1	
NA56T	10	YL	GXL	2643802R1	3595622C1	1701F	5	SWS_N_REQ		
NA56T	10	YL	GXL	2643802R1	1667732C1	9779F	B	1667735C1	1667734C1	
NA57T	10	LTGN	GXL	2643776R1	3595622C1	1701F	6	SWS_N_REQ		
NA57T	10	LTGN	GXL	2643776R1	1667732C1	9779F	C	1667735C1	1667734C1	
NA68T	10	BN	GXL	2643779R1	3595622C1	1701F	8	SWS_N_REQ		
NA68T	10	BN	GXL	2643779R1	1667733C1	9780M	B	1667735C1	1667734C1	
NA70T	10	RD	GXL	2643698R1	3595622C1	1701F	9	SWS_N_REQ		
NA70T	10	RD	GXL	2643698R1	1667733C1	9780M	A	1667735C1	1667734C1	
NA94T	10	GY	GXL	2643784R1	3595622C1	1701F	10	SWS_N_REQ		
NA94T	10	GY	GXL	2643784R1	1667733C1	9780M	C	1667735C1	1667734C1	
NB10A	8	WH	GXL	2643789R1	3537133C1	9778F	A	UNDEF		
NB10A	8	WH	GXL	2643789R1		SS25	-	2644000R1		
NB10B	8	WH	GXL	2643789R1	3537133C1	9778F	A	UNDEF		
NB10B	8	WH	GXL	2643789R1		SS25	-	2644000R1		
NB10C	8	WH	GXL	2643789R1	3537133C1	9783F	A	3537135C1		
NB10C	8	WH	GXL	2643789R1		SS25	-	2644000R1		
NB54B	10	BN	GXL	2643779R1		SS17	-	2644000R1		
NB54B	10	BN	GXL	2643779R1	1667732C1	9779F	A	1667735C1	1667734C1	
NB54C	10	BN	GXL	2643779R1		SS17	-	2644000R1		
NB54C	10	BN	GXL	2643779R1	1667732C1	9782F	A	1667735C1	1667734C1	
NB54T	10	BN	GXL	2643779R1		SS17	-	2644000R1		
NB54T	10	BN	GXL	2643779R1	3595622C1	1701F	7	SWS_N_REQ		
NB56B	10	YL	GXL	2643802R1		SS23	-	2644000R1		
NB56B	10	YL	GXL	2643802R1	1667732C1	9779F	B	1667735C1	1667734C1	
NB56C	10	YL	GXL	2643802R1		SS23	-	2644000R1		
NB56C	10	YL	GXL	2643802R1	1667732C1	9782F	B	1667735C1	1667734C1	
NB56T	10	YL	GXL	2643802R1		SS23	-	2644000R1		
NB56T	10	YL	GXL	2643802R1	3595622C1	1701F	5	SWS_N_REQ		
NB57B	10	LTGN	GXL	2643776R1		SS22	-	2644000R1		
NB57B	10	LTGN	GXL	2643776R1	1667732C1	9779F	C	1667735C1	1667734C1	

Circuit Number	Gauge	Color	Insulation	Terminal Splice	Connector Body	Connector	Cavity	Seal / Sleeve	Lock 1	Lock 2
				Number	Part Numbers	Number				
NB57C	10	LTGN	GXL	2643776R1		SS22	-	2644000R1		
NB57C	10	LTGN	GXL	2643776R1	1667732C1	9782F	C	1667735C1	1667734C1	
NB57T	10	LTGN	GXL	2643776R1		SS22	-	2644000R1		
NB57T	10	LTGN	GXL	2643776R1	3595622C1	1701F	6	SWS_N_REQ		
NB68B	10	BN	GXL	2643779R1		SS19	-	2644000R1		
NB68B	10	BN	GXL	2643779R1	1667733C1	9780M	B	1667735C1	1667734C1	
NB68C	10	BN	GXL	2643779R1		SS19	-	2644000R1		
NB68C	10	BN	GXL	2643779R1	1667733C1	9781M	B	1667735C1	1667734C1	
NB68T	10	BN	GXL	2643779R1		SS19	-	2644000R1		
NB68T	10	BN	GXL	2643779R1	3595622C1	1701F	8	SWS_N_REQ		
NB70B	10	RD	GXL	2643698R1		SS18	-	2644000R1		
NB70B	10	RD	GXL	2643698R1	1667733C1	9780M	A	1667735C1	1667734C1	
NB70C	10	RD	GXL	2643698R1		SS18	-	2644000R1		
NB70C	10	RD	GXL	2643698R1	1667733C1	9781M	A	1667735C1	1667734C1	
NB70T	10	RD	GXL	2643698R1		SS18	-	2644000R1		
NB70T	10	RD	GXL	2643698R1	3595622C1	1701F	9	SWS_N_REQ		
NB72	12	OR	GXL	2643755R1	3595622C1	1701F	11	SWS_N_REQ		
NB72	12	OR	GXL	2643755R1	1667733C1	9781M	C	1671603C1	1667734C1	
NB94T	10	GY	GXL	2643784R1	3595622C1	1701F	10	SWS_N_REQ		
NB94T	10	GY	GXL	2643784R1	1667733C1	9780M	C	1667735C1	1667734C1	
NC10D	8	WH	GXL	2643789R1		9717A	1	2644005R1		
NC10D	8	WH	GXL	2643789R1	3700151C1	9717	A	3537135C1		
NC54T	10	BN	GXL	2643779R1	3595622C1	1701F	7	SWS_N_REQ		
NC54T	10	BN	GXL	2643779R1	1667732C1	9716	A	1667735C1	1667734C1	
NC56T	10	YL	GXL	2643802R1	3595622C1	1701F	5	SWS_N_REQ		
NC56T	10	YL	GXL	2643802R1	1667732C1	9716	B	1667735C1	1667734C1	
NC57T	10	LTGN	GXL	2643776R1	3595622C1	1701F	6	SWS_N_REQ		
NC57T	10	LTGN	GXL	2643776R1	1667732C1	9716	C	1667735C1	1667734C1	
NC68T	10	BN	GXL	2643779R1	3595622C1	1701F	8	SWS_N_REQ		
NC68T	10	BN	GXL	2643779R1	1667733C1	9715	B	1667735C1	1667734C1	
NC70T	10	RD	GXL	2643698R1	3595622C1	1701F	9	SWS_N_REQ		
NC70T	10	RD	GXL	2643698R1	1667733C1	9715	A	1667735C1	1667734C1	

Circuit Number	Gauge	Color	Insulation	Terminal Splice	Connector Body	Connector		Seal / Sleeve	Lock 1	Lock 2
				Number	Part Numbers	Number	Cavity			
NC94T	10	GY	GXL	2643784R1	3595622C1	1701F	10	SWS_N_REQ		
NC94T	10	GY	GXL	2643784R1	1667733C1	9715	C	1667735C1	1667734C1	
ND11-GD	12	WH	GXL	2643787R1	3551896C1	8807	F	589390C1	3540454C1	3551897C1
ND11-GD	12	WH	GXL	2643787R1	2039311C91	4450M	G	589390C1	2039342C1	
ND12BB	14	LTBL	GXL	2643694R1	3595622C1	1701F	75	SWS_N_REQ		
ND12BB	14	LTBL	GXL	2643694R1	2039311C91	4450M	F	589391C1	2039342C1	
ND54BB	14	BN	GXL	2643688R1	3595622C1	1701F	74	SWS_N_REQ		
ND54BB	14	BN	GXL	2643688R1	2039311C91	4450M	D	589391C1	2039342C1	
ND56BB	16	YL	GXL	2643684R1	3595622C1	1701F	12	SWS_N_REQ		
ND56BB	16	YL	GXL	2643684R1	2039311C91	4450M	B	1652325C1	2039342C1	
ND56BC	16	YL	GXL	2643684R1	3595622C1	1701F	42	SWS_N_REQ		
ND56BC	16	YL	GXL	2643684R1	1686834C1	4460M	A	1652325C1	1664408C1	
ND57BB	16	LTGN	GXL	2643678R1	3595622C1	1701F	63	SWS_N_REQ		
ND57BB	16	LTGN	GXL	2643678R1	2039311C91	4450M	C	1652325C1	2039342C1	
ND57BC	16	LTGN	GXL	2643678R1	3595622C1	1701F	64	SWS_N_REQ		
ND57BC	16	LTGN	GXL	2643678R1	1686834C1	4460M	B	1652325C1	1664408C1	
ND68BB	14	BN	GXL	2643688R1	3595622C1	1701F	71	SWS_N_REQ		
ND68BB	14	BN	GXL	2643688R1	2039311C91	4450M	A	589391C1	2039342C1	
ND70BB	14	RD	GXL	2643686R1	3595622C1	1701F	72	SWS_N_REQ		
ND70BB	14	RD	GXL	2643686R1	1686834C1	4460M	C	589391C1	1664408C1	
ND71BB	16	LTBL	GXL	2643806R1	3595622C1	1701F	73	SWS_N_REQ		
ND71BB	16	LTBL	GXL	2643806R1	2039311C91	4450M	E	1652325C1	2039342C1	
NE10D	8	WH	GXL	2643789R1		9717A	1	2644005R1		
NE10D	8	WH	GXL	2643789R1		SS26	-	2644000R1		
NE10E	8	WH	GXL	2643789R1	3537133C1	9778F	A	3537135C1		
NE10E	8	WH	GXL	2643789R1		SS26	-	2644000R1		
NE10F	8	WH	GXL	2643789R1	3700151C1	9717	A	3537135C1		
NE10F	8	WH	GXL	2643789R1		SS26	-	2644000R1		
NE54E	10	BN	GXL	2643779R1		SS20	-	2644000R1		
NE54E	10	BN	GXL	2643779R1	1667732C1	9779F	A	1667735C1	1667734C1	
NE54F	10	BN	GXL	2643779R1		SS20	-	2644000R1		
NE54F	10	BN	GXL	2643779R1	1667732C1	9716	A	1667735C1	1667734C1	

Circuit Number	Gauge	Color	Insulation	Terminal Splice	Connector Body	Connector		Seal / Sleeve	Lock 1	Lock 2
				Number	Part Numbers	Number	Cavity			
NE54T	10	BN	GXL	2643779R1		SS20	-	2644000R1		
NE54T	10	BN	GXL	2643779R1	3595622C1	1701F	7	SWS_N_REQ		
NE56E	10	YL	GXL	2643802R1		SS21	-	2644000R1		
NE56E	10	YL	GXL	2643802R1	1667732C1	9779F	B	1667735C1	1667734C1	
NE56F	10	YL	GXL	2643802R1		SS21	-	2644000R1		
NE56F	10	YL	GXL	2643802R1	1667732C1	9716	B	1667735C1	1667734C1	
NE56T	10	YL	GXL	2643802R1		SS21	-	2644000R1		
NE56T	10	YL	GXL	2643802R1	3595622C1	1701F	5	SWS_N_REQ		
NE57E	10	LTGN	GXL	2643776R1		SS24	-	2644000R1		
NE57E	10	LTGN	GXL	2643776R1	1667732C1	9779F	C	1667735C1	1667734C1	
NE57F	10	LTGN	GXL	2643776R1		SS24	-	2644000R1		
NE57F	10	LTGN	GXL	2643776R1	1667732C1	9716	C	1667735C1	1667734C1	
NE57T	10	LTGN	GXL	2643776R1		SS24	-	2644000R1		
NE57T	10	LTGN	GXL	2643776R1	3595622C1	1701F	6	SWS_N_REQ		
NE68E	10	BN	GXL	2643779R1		SS16	-	2644000R1		
NE68E	10	BN	GXL	2643779R1	1667733C1	9780M	B	1667735C1	1667734C1	
NE68F	10	BN	GXL	2643779R1		SS16	-	2644000R1		
NE68F	10	BN	GXL	2643779R1	1667733C1	9715	B	1667735C1	1667734C1	
NE68T	10	BN	GXL	2643779R1		SS16	-	2644000R1		
NE68T	10	BN	GXL	2643779R1	3595622C1	1701F	8	SWS_N_REQ		
NE70E	10	RD	GXL	2643698R1		SS15	-	2644000R1		
NE70E	10	RD	GXL	2643698R1	1667733C1	9780M	A	1667735C1	1667734C1	
NE70F	10	RD	GXL	2643698R1		SS15	-	2644000R1		
NE70F	10	RD	GXL	2643698R1	1667733C1	9715	A	1667735C1	1667734C1	
NE70T	10	RD	GXL	2643698R1		SS15	-	2644000R1		
NE70T	10	RD	GXL	2643698R1	3595622C1	1701F	9	SWS_N_REQ		
NE94E	10	GY	GXL	2643784R1		SS27	-	2644000R1		
NE94E	10	GY	GXL	2643784R1	1667733C1	9780M	C	1667735C1	1667734C1	
NE94F	10	GY	GXL	2643784R1		SS27	-	2644000R1		
NE94F	10	GY	GXL	2643784R1	1667733C1	9715	C	1667735C1	1667734C1	
NE94T	10	GY	GXL	2643784R1		SS27	-	2644000R1		
NE94T	10	GY	GXL	2643784R1	3595622C1	1701F	10	SWS_N_REQ		

Circuit Number	Gauge	Color	Insulation	Terminal Splice	Connector Body	Connector		Seal / Sleeve	Lock 1	Lock 2
				Number	Part Numbers	Number	Cavity			
NF65	16	OR	GXL	2643682R1	3595622C1	1701F	68	SWS_N_REQ		
NF65	16	OR	GXL	2643682R1	1661778C1	9718A	A	1661872C1	1661874C1	
NG59A-G	14	WH	GXL	2643689R1	3551896C1	8805	B	589391C1	3540454C1	3551897C1
NG59A-G	14	WH	GXL	2643689R1	1661375C2	9736	A	589391C1	1661376C1	
NG59B	18	GY	GXL	2643673R1	3595622C1	1701F	32	SWS_N_REQ		
NG59B	18	GY	GXL	2643673R1	1661375C2	9736	B	1652325C1	1661376C1	
NG59C	18	GY	GXL	2643673R1	3595622C1	1701F	33	SWS_N_REQ		
NG59C	18	GY	GXL	2643673R1	1661375C2	9736	C	1652325C1	1661376C1	
NG59D	18	GY	GXL	2643673R1	3595622C1	1701F	34	SWS_N_REQ		
NG59D	18	GY	GXL	2643673R1	1661375C2	9736	D	1652325C1	1661376C1	
NG59E	18	GY	GXL	2643673R1	3595622C1	1701F	35	SWS_N_REQ		
NG59E	18	GY	GXL	2643673R1	1661375C2	9736	E	1652325C1	1661376C1	
NH39-GB	16	WH	GXL	2643681R1	3551896C1	8807	C	1652325C1	3540454C1	3551897C1
NH39-GB	16	WH	GXL	2643681R1	1673790C1	9900A	B	1652325C1	1673791C1	
NH39B	16	GY	TXL	3510312R1	3595622C1	1701F	31	SWS_N_REQ		
NH39B	16	GY	TXL	3510312R1	1673790C1	9900A	A	1652325C1	1673791C1	
NK11A-GD	12	WH	GXL	2643787R1	BLUNT_SL_V	4450E	A	SWS_N_REQ		
NK11A-GD	12	WH	GXL	2643787R1	2039312C91	4450D	G	589390C1	2039342C1	
NK12BBA	14	LTBL	GXL	2643694R1	BLUNT_SL_V	4450E	A	SWS_N_REQ		
NK12BBA	14	LTBL	GXL	2643694R1	2039312C91	4450D	F	589391C1	2039342C1	
NK54BBA	14	BN	GXL	2643688R1	BLUNT_SL_V	4450E	A	SWS_N_REQ		
NK54BBA	14	BN	GXL	2643688R1	2039312C91	4450D	D	589391C1	2039342C1	
NK56BBA	16	YL	GXL	2643684R1	BLUNT_SL_V	4450E	A	SWS_N_REQ		
NK56BBA	16	YL	GXL	2643684R1	2039312C91	4450D	B	1652325C1	2039342C1	
NK56BCA	16	YL	GXL	2643684R1	BLUNT_SL_V	4460E	A	SWS_N_REQ		
NK56BCA	16	YL	GXL	2643684R1	3553961C1	4460D	A	1652325C1	3554019C1	
NK57BBA	16	LTGN	GXL	2643678R1	BLUNT_SL_V	4450E	A	SWS_N_REQ		
NK57BBA	16	LTGN	GXL	2643678R1	2039312C91	4450D	C	1652325C1	2039342C1	
NK57BCA	16	LTGN	GXL	2643678R1	BLUNT_SL_V	4460E	A	SWS_N_REQ		
NK57BCA	16	LTGN	GXL	2643678R1	3553961C1	4460D	B	1652325C1	3554019C1	
NK68BBA	14	BN	GXL	2643688R1	BLUNT_SL_V	4450E	A	SWS_N_REQ		
NK68BBA	14	BN	GXL	2643688R1	2039312C91	4450D	A	589391C1	2039342C1	

Circuit Number	Gauge	Color	Insulation	Terminal Splice	Connector Body	Connector		Seal / Sleeve	Lock 1	Lock 2
				Number	Part Numbers	Number	Cavity			
NK70BBA	14	RD	GXL	2643686R1	BLUNT_SL_V	4460E	A	SWS_N_REQ		
NK70BBA	14	RD	GXL	2643686R1	3553961C1	4460D	C	589391C1	3554019C1	
NK71BBA	16	LTBL	GXL	2643806R1	BLUNT_SL_V	4450E	A	SWS_N_REQ		
NK71BBA	16	LTBL	GXL	2643806R1	2039312C91	4450D	E	1652325C1	2039342C1	
NM59A-G	16	WH	GXL	2643681R1	3551896C1	8805	B	1652325C1	3540454C1	3551897C1
NM59A-G	16	WH	GXL	2643681R1	3522068C1	9737	B	1661872C1	1661874C1	
NN39-GF	18	WH	GXL	2643674R1	3551896C1	8807	D	1652325C1	3540454C1	3551897C1
NN39-GF	18	WH	GXL	2643674R1	1671610C1	9002	B	1652325C1	1671608C1	
NN39A	18	GY	GXL	2643673R1	3595622C1	1701F	40	SWS_N_REQ		
NN39A	18	GY	GXL	2643673R1	1671610C1	9002	A	1652325C1	1671608C1	
NP39-GF	18	WH	GXL	2643674R1	3551896C1	8807	D	1652325C1	3540454C1	3551897C1
NP39-GF	18	WH	GXL	2643674R1	1671610C1	9001	B	1652325C1	1671608C1	
NP39A	18	GY	GXL	2643673R1	3595622C1	1701F	40	SWS_N_REQ		
NP39A	18	GY	GXL	2643673R1	1671610C1	9001	A	1652325C1	1671608C1	
NR39-GF	18	WH	GXL	2643674R1	3551896C1	8807	D	1652325C1	3540454C1	3551897C1
NR39-GF	18	WH	GXL	2643674R1	1671610C1	9002C	B	1652325C1	1671608C1	
NR39A	18	GY	GXL	2643673R1	3595622C1	1701F	40	SWS_N_REQ		
NR39A	18	GY	GXL	2643673R1	1671610C1	9002C	A	1652325C1	1671608C1	
NT10-GS	14	WH	GXL	2643689R1	3572899C1	4410H	2	SWS_N_REQ	2005242C1	
NT10-GS	14	WH	GXL	2643689R1	3551896C1	8809	C	589391C1	3540454C1	3551897C1
NT20	16	LTGN	GXL	2643678R1	3595622C1	1701F	51	SWS_N_REQ		
NT20	16	LTGN	GXL	2643678R1	3572899C1	4410H	6	SWS_N_REQ	2005242C1	
NT5E(+)	18	YL	TXL	3572112R1	3595622C1	1701F	52	SWS_N_REQ		
NT5E(+)	18	YL	TXL	3572112R1	3572899C1	4410H	3	SWS_N_REQ	2005242C1	
NT5E(-)	18	GN	TXL	3572112R1	3595622C1	1701F	53	SWS_N_REQ		
NT5E(-)	18	GN	TXL	3572112R1	3572899C1	4410H	4	SWS_N_REQ	2005242C1	
NZ59G	18	GY	GXL	2643673R1	3595622C1	1701F	36	SWS_N_REQ		
NZ59G	18	GY	GXL	2643673R1	1661375C2	9740C	B	1652325C1	1661376C1	
NZ59H	18	GY	GXL	2643673R1	3595622C1	1701F	37	SWS_N_REQ		
NZ59H	18	GY	GXL	2643673R1	1661375C2	9740C	C	1652325C1	1661376C1	
NZ59J	18	GY	GXL	2643673R1	3595622C1	1701F	38	SWS_N_REQ		
NZ59J	18	GY	GXL	2643673R1	1661375C2	9740C	D	1652325C1	1661376C1	

Circuit Number	Gauge	Color	Insulation	Terminal Splice	Connector Body	Connector		Seal / Sleeve	Lock 1	Lock 2
				Number	Part Numbers	Number	Cavity			
NZ59K	18	GY	GXL	2643673R1	3595622C1	1701F	39	SWS_N_REQ		
NZ59K	18	GY	GXL	2643673R1	1661375C2	9740C	E	1652325C1	1661376C1	
NZ59X-G	14	WH	GXL	2643689R1	3551896C1		8805	589391C1	3540454C1	3551897C1
NZ59X-G	14	WH	GXL	2643689R1	1661375C2	9740C	A	589391C1	1661376C1	
PB14CY	4	RD	SGX	2644026R1	3517760C1	4411M1	A	SWS_N_REQ		
PB14CY	4	RD	SGX	2644026R1	3517759C1	4413F1	A	SWS_N_REQ		
PC14H	4	RD	SGX	2644026R1	3517760C1	4411M2	A	SWS_N_REQ		
PC14H	4	RD	SGX	2644026R1	3517759C1	4413F2	A	SWS_N_REQ		
PD106B	18	GY	GXL	2643673R1	3595622C1	1701F	56	SWS_N_REQ		
PD106B	18	GY	GXL	2643673R1	1667741C1	9865M	B	1661872C1	1667771C1	
PD110B	18	GY	GXL	2643673R1	3595622C1	1701F	57	SWS_N_REQ		
PD110B	18	GY	GXL	2643673R1	1667741C1	9865M	A	1661872C1	1667771C1	
PD61B	18	GY	GXL	2643673R1	3595622C1	1701F	55	SWS_N_REQ		
PD61B	18	GY	GXL	2643673R1	1667741C1	9865M	C	1661872C1	1667771C1	
PE14E	4	RD	SGX	2644026R1	3517760C1	4411M	A	SWS_N_REQ		
PE14E	4	RD	SGX	2644026R1	3517759C1	4412F	A	SWS_N_REQ		
PF39-GB	16	WH	GXL	2643681R1	3551896C1		8807	1652325C1	3540454C1	3551897C1
PF39-GB	16	WH	GXL	2643681R1	1673790C1	9900C	B	1652325C1	1673791C1	
PF39B	18	GY	GXL	2643673R1	3595622C1	1701F	31	SWS_N_REQ		
PF39B	18	GY	GXL	2643673R1	1673790C1	9900C	A	1652325C1	1673791C1	
PG39-GF	18	WH	GXL	2643674R1	3551896C1		8807	1652325C1	3540454C1	3551897C1
PG39-GF	18	WH	GXL	2643674R1	1671610C1	9003K	B	1652325C1	1671608C1	
PG39A	18	GY	GXL	2643673R1	3595622C1	1701F	40	SWS_N_REQ		
PG39A	18	GY	GXL	2643673R1	1671610C1	9003K	A	1652325C1	1671608C1	
PH39-GF	18	WH	GXL	2643674R1	3551896C1		8807	1652325C1	3540454C1	3551897C1
PH39-GF	18	WH	GXL	2643674R1	1671610C1		9003	1652325C1	1671608C1	
PH39A	18	GY	GXL	2643673R1	3595622C1	1701F	40	SWS_N_REQ		
PH39A	18	GY	GXL	2643673R1	1671610C1		9003	1652325C1	1671608C1	
PL10-GV	16	WH	GXL	2643681R1	3595622C1	1701F	25	SWS_N_REQ		
PL10-GV	16	WH	GXL	2643681R1		SNS2	-	2644027R1		
PL44A	18	GY	TXL	3510311R1	3595622C1	1701F	21	SWS_N_REQ		
PL44A	18	GY	TXL	3510311R1	3573648C2		9511	3573653C1	3573650C1	3573650C1

Circuit Number	Gauge	Color	Insulation	Terminal Splice	Connector Body	Connector		Seal / Sleeve	Lock 1	Lock 2
				Number	Part Numbers	Number	Cavity			
PL44B	18	GY	TXL	3510311R1	3578644C1	9506	1	3532128C1		
PL44B	18	GY	TXL	3510311R1	3573648C2	9511	4	3573653C1	3573650C1	3573650C1
PL44C	18	GY	TXL	3510311R1	3573648C2	9511	5	3573653C1	3573650C1	3573650C1
PL44C	18	GY	TXL	3510311R1	3522068C1	9777A	A	3568570C1	1661874C1	
PL44D	18	GY	TXL	3510311R1	3573648C2	9511	7	3573653C1	3573650C1	3573650C1
PL44D	18	GY	TXL	3510311R1	1667741C1	9777	C	3568570C1	1667771C1	
PL90-G	12	WH	GXL	2643787R1		9717D	1	2644002R1		
PL90-G	12	WH	GXL	2643787R1	3573648C2	9511	18	3573655C1	3573650C1	3573650C1
PL90-GA	12	WH	GXL	2643787R1		9717D	1	2644002R1		
PL90-GA	12	WH	GXL	2643787R1		SNS4	-	2644000R1		
PL90A-G	12	WH	GXL	2643787R1	3573656C1	9510	1	3573655C1		
PL90A-G	12	WH	GXL	2643787R1		SNS2	-	2644027R1		
PL90A-GA	8	WH	GXL	2643789R1		9717C	1	2644005R1		
PL90A-GA	8	WH	GXL	2643789R1		SNS2	-	2644027R1		
PL90C	18	GY	TXL	3510311R1	3573648C2	9511	1	3573653C1	3573650C1	3573650C1
PL90C	18	GY	TXL	3510311R1		SNS6	-	2644000R1		
PL90D	16	GY	TXL	3510312R1	1667741C1	9777	A	1661872C1	1667771C1	
PL90D	16	GY	TXL	3510312R1		SNS6	-	2644000R1		
PL90D-G	16	WH	GXL	2643681R1	3522068C1	9777A	B	1661872C1	1661874C1	
PL90D-G	16	WH	GXL	2643681R1		SNS4	-	2644000R1		
PL90E	16	GY	GXL	2643680R1	3595622C1	1701F	24	SWS_N_REQ		
PL90E	16	GY	GXL	2643680R1		SNS6	-	2644000R1		
PL90E-G	18	WH	GXL	2643674R1	3578644C1	9506	2	3509903C1		
PL90E-G	18	WH	GXL	2643674R1		SNS2	-	2644027R1		
PL90K	18	GY	TXL	3510311R1	3595622C1	1701F	60	SWS_N_REQ		
PL90K	18	GY	TXL	3510311R1	3573648C2	9511	6	3573653C1	3573650C1	3573650C1
PL94-GB	12	WH	GXL	2643787R1	3573648C2	9511	19	3573655C1	3573650C1	3573650C1
PL94-GB	12	WH	GXL	2643787R1		SNS4	-	2644000R1		
PL94-GE	18	WH	GXL	2643674R1	1667741C1	9777	B	1661872C1	1667771C1	
PL94-GE	18	WH	GXL	2643674R1		SNS4	-	2644000R1		
PM19	16	GY	GXL	2643680R1	3595622C1	1701F	67	SWS_N_REQ		
PM19	16	GY	GXL	2643680R1	587567C91	9801	A	1652325C1		

Circuit Number	Gauge	Color	Insulation	Terminal Splice	Connector Body	Connector		Seal / Sleeve	Lock 1	Lock 2
				Number	Part Numbers	Number	Cavity			
PM19-G	16	WH	TXL	3510360R1	3551896C1	8805	E	1652325C1	3540454C1	3551897C1
PM19-G	16	WH	TXL	3510360R1	587567C91	9801	B	1652325C1		
PN19	16	GY	GXL	2643680R1	3595622C1	1701F	67	SWS_N_REQ		
PN19	16	GY	GXL	2643680R1	1671610C1	9803	A	1652325C1	1671608C1	
PN19-G	16	WH	GXL	2643681R1	3551896C1	8805	E	1652325C1	3540454C1	3551897C1
PN19-G	16	WH	GXL	2643681R1	1671610C1	9803	B	1652325C1	1671608C1	
PR94BM	16	GY	TXL	3510312R1	3595622C1	1701F	14	SWS_N_REQ		
PR94BM	16	GY	TXL	3510312R1	3558026C1	9800	24	3509903C1	3558056C1	
PR94BN	16	GY	TXL	3510312R1	3595622C1	1701F	15	SWS_N_REQ		
PR94BN	16	GY	TXL	3510312R1	3558026C1	9800	23	3509903C1	3558056C1	
PU37-G	18	WH	GXL	2643674R1	3551896C1	8809	B	1652325C1	3540454C1	3551897C1
PU37-G	18	WH	GXL	2643674R1	3522068C1	9102	A	1661872C1	1661874C1	
PU37D	16	TN	GXL	2643683R1	3595622C1	1701F	76	SWS_N_REQ		
PU37D	16	TN	GXL	2643683R1	3522068C1	9102	B	1661872C1	1661874C1	
PV11-GBB	12	WH	GXL	2643787R1	3551896C1	8807	F	589390C1	3540454C1	3551897C1
PV11-GBB	12	WH	GXL	2643787R1	2039311C91	4450AM	G	589390C1	2039342C1	
PV12BB	14	LTBL	GXL	2643694R1	3595622C1	1701F	75	SWS_N_REQ		
PV12BB	14	LTBL	GXL	2643694R1	2039311C91	4450AM	F	589391C1	2039342C1	
PV54BB	14	BN	GXL	2643688R1	3595622C1	1701F	74	SWS_N_REQ		
PV54BB	14	BN	GXL	2643688R1	2039311C91	4450AM	D	589391C1	2039342C1	
PV56BB	16	YL	GXL	2643684R1	3595622C1	1701F	12	SWS_N_REQ		
PV56BB	16	YL	GXL	2643684R1	2039311C91	4450AM	B	1652325C1	2039342C1	
PV56BC	16	YL	GXL	2643684R1	3595622C1	1701F	42	SWS_N_REQ		
PV56BC	16	YL	GXL	2643684R1	1686834C1	4460AM	A	1652325C1	1664408C1	
PV57BB	16	LTGN	GXL	2643678R1	3595622C1	1701F	63	SWS_N_REQ		
PV57BB	16	LTGN	GXL	2643678R1	2039311C91	4450AM	C	1652325C1	2039342C1	
PV57BC	16	LTGN	GXL	2643678R1	3595622C1	1701F	64	SWS_N_REQ		
PV57BC	16	LTGN	GXL	2643678R1	1686834C1	4460AM	B	1652325C1	1664408C1	
PV68BB	14	BN	GXL	2643688R1	3595622C1	1701F	71	SWS_N_REQ		
PV68BB	14	BN	GXL	2643688R1	2039311C91	4450AM	A	589391C1	2039342C1	
PV70BB	14	RD	GXL	2643686R1	3595622C1	1701F	72	SWS_N_REQ		
PV70BB	14	RD	GXL	2643686R1	1686834C1	4460AM	C	589391C1	1664408C1	

Circuit Number	Gauge	Color	Insulation	Terminal Splice	Connector Body	Connector	Cavity	Seal / Sleeve	Lock 1	Lock 2
				Number	Part Numbers	Number				
PV71BB	16	LTBL	GXL	2643806R1	3595622C1	1701F	73	SWS_N_REQ		
PV71BB	16	LTBL	GXL	2643806R1	2039311C91	4450AM	E	1652325C1	2039342C1	
RA10-GR	14	WH	GXL	2643689R1	3572899C1	4410D	2	SWS_N_REQ	2005242C1	
RA10-GR	14	WH	GXL	2643689R1	3551896C1	8809	C	589391C1	3540454C1	3551897C1
RA20	16	LTGN	GXL	2643678R1	3595622C1	1701F	51	SWS_N_REQ		
RA20	16	LTGN	GXL	2643678R1	3572899C1	4410D	6	SWS_N_REQ	2005242C1	
RA5E(+)	18	YL	TXL	3572112R1	3595622C1	1701F	52	SWS_N_REQ		
RA5E(+)	18	YL	TXL	3572112R1	3572899C1	4410D	3	SWS_N_REQ	2005242C1	
RA5E(-)	18	GN	TXL	3572112R1	3595622C1	1701F	53	SWS_N_REQ		
RA5E(-)	18	GN	TXL	3572112R1	3572899C1	4410D	4	SWS_N_REQ	2005242C1	
RC10-GP	14	WH	GXL	2643689R1	3572899C1	4410H	2	SWS_N_REQ	2005242C1	
RC10-GP	14	WH	GXL	2643689R1	3572899C1	4410E	2	SWS_N_REQ	2005242C1	
RC20A	16	LTGN	GXL	2643678R1	3572899C1	4410H	6	SWS_N_REQ	2005242C1	
RC20A	16	LTGN	GXL	2643678R1	3572899C1	4410E	6	SWS_N_REQ	2005242C1	
RC5F(+)	18	YL	TXL	3572112R1	3572899C1	4410H	3	SWS_N_REQ	2005242C1	
RC5F(+)	18	YL	TXL	3572112R1	3572899C1	4410E	3	SWS_N_REQ	2005242C1	
RC5F(-)	18	GN	TXL	3572112R1	3572899C1	4410H	4	SWS_N_REQ	2005242C1	
RC5F(-)	18	GN	TXL	3572112R1	3572899C1	4410E	4	SWS_N_REQ	2005242C1	
RE36B	18	TN	GXL	2643676R1	3595622C1	1701F	29	SWS_N_REQ		
RE36B	18	TN	GXL	2643676R1	1661778C1	9100	A	1661872C1	1661874C1	
RE9A	18	GY	GXL	2643673R1	3551896C1	8802	B	1652325C1	3540454C1	3551897C1
RE9A	18	GY	GXL	2643673R1	1661778C1	9100	B	1661872C1	1661874C1	
RF36A	18	TN	GXL	2643676R1	3595622C1	1701F	27	SWS_N_REQ		
RF36A	18	TN	GXL	2643676R1	1661778C1	9101A	A	1661872C1	1661874C1	
RF9B	18	GY	GXL	2643673R1	3551896C1	8802	C	1652325C1	3540454C1	3551897C1
RF9B	18	GY	GXL	2643673R1	1661778C1	9101A	B	1661872C1	1661874C1	
RG36B	18	TN	GXL	2643676R1	3595622C1	1701F	29	SWS_N_REQ		
RG36B	18	TN	GXL	2643676R1	1661778C1	9103	A	1661872C1	1661874C1	
RG9A	18	GY	GXL	2643673R1	3551896C1	8802	B	1652325C1	3540454C1	3551897C1
RG9A	18	GY	GXL	2643673R1	1661778C1	9103	B	1661872C1	1661874C1	
RH32	18	TN	GXL	2643676R1	3595622C1	1701F	44	SWS_N_REQ		
RH32	18	TN	GXL	2643676R1	3558026C1	9800	6	3509903C1	3558056C1	

Circuit Number	Gauge	Color	Insulation	Terminal Splice	Connector Body	Connector		Seal / Sleeve	Lock 1	Lock 2
				Number	Part Numbers	Number	Cavity			
RL49-G	18	WH	GXL	2643674R1	3558026C1	9800	9	3509903C1	3558056C1	
RL49-G	18	WH	GXL	2643674R1	3551896C1	8809	E	1652325C1	3540454C1	3551897C1
RL49A	18	GY	TXL	3510311R1	3595622C1	1701F	45	SWS_N_REQ		
RL49A	18	GY	TXL	3510311R1	3558026C1	9800	8	3532128C1	3558056C1	
SA19	16	GY	GXL	2643680R1	3595622C1	1701F	67	SWS_N_REQ		
SA19	16	GY	GXL	2643680R1	587567C91	9801A	A	1652325C1		
SA19-G	16	WH	TXL	3510360R1	3551896C1	8805	E	1652325C1	3540454C1	3551897C1
SA19-G	16	WH	TXL	3510360R1	587567C91	9801A	B	1652325C1		
SL10-G	12	WH	TXL	3510362R1	3558026C1	9800	12	3575783C1	3558056C1	
SL10-G	12	WH	TXL	3510362R1	3551896C1	8807	B	589391C1	3540454C1	3551897C1
SL11-GA	12	WH	GXL	2643787R1		9717B	1	2644005R1		
SL11-GA	12	WH	GXL	2643787R1	3551896C1	8807	A	589390C1	3540454C1	3551897C1
SL11-GB	12	WH	GXL	2643787R1		9717B	1	2644005R1		
SL11-GB	12	WH	GXL	2643787R1	3551896C1	8809	A	589390C1	3540454C1	3551897C1
SL56	14	OR	GXL	2643690R1	3595622C1	1701F	2	SWS_N_REQ		
SL56	14	OR	GXL	2643690R1	3558026C1	9800	2	3575783C1	3558056C1	
SL57	14	OR	GXL	2643690R1	3595622C1	1701F	3	SWS_N_REQ		
SL57	14	OR	GXL	2643690R1	3558026C1	9800	3	3575783C1	3558056C1	
SL68	14	BN	GXL	2643688R1	3595622C1	1701F	4	SWS_N_REQ		
SL68	14	BN	GXL	2643688R1	3558026C1	9800	4	3575783C1	3558056C1	
SL71A	14	OR	GXL	2643690R1	3595622C1	1701F	1	SWS_N_REQ		
SL71A	14	OR	GXL	2643690R1	3558026C1	9800	1	3575783C1	3558056C1	
SL9	16	GY	GXL	2643680R1	3595622C1	1701F	13	SWS_N_REQ		
SL9	16	GY	GXL	2643680R1	3551896C1	8802	A	1652325C1	3540454C1	3551897C1
SP36A	18	TN	GXL	2643676R1	3595622C1	1701F	27	SWS_N_REQ		
SP36A	18	TN	GXL	2643676R1	1661778C1	9101	A	1661872C1	1661874C1	
SP9B	18	GY	GXL	2643673R1	3551896C1	8802	C	1652325C1	3540454C1	3551897C1
SP9B	18	GY	GXL	2643673R1	1661778C1	9101	B	1661872C1	1661874C1	
SS72	10	OR	TXL	3510321R1	3595622C1	1701F	11	SWS_N_REQ		
SS72	10	OR	TXL	3510321R1	1664531C1	9722	A	589390C1	1675053C1	
SW104CA	16	DKBL	TXL	3510354R1	3595622C1	1701F	43	SWS_N_REQ		
SW104CA	16	DKBL	TXL	3510354R1	587567C91	9778	B	1652325C1		

Circuit Number	Gauge	Color	Insulation	Terminal Splice	Connector Body	Connector		Seal / Sleeve	Lock 1	Lock 2
				Number	Part Numbers	Number	Cavity			
SW59CA	16	GY	TXL	3510312R1	3595622C1	1701F	44	SWS_N_REQ		
SW59CA	16	GY	TXL	3510312R1	587567C91	9778	A	1652325C1		
TA39-GB	16	WH	GXL	2643681R1	3551896C1	8807	C	1652325C1	3540454C1	3551897C1
TA39-GB	16	WH	GXL	2643681R1	1673790C1	9900D	B	1652325C1	1673791C1	
TA39B	16	GY	GXL	2643680R1	3595622C1	1701F	31	SWS_N_REQ		
TA39B	16	GY	GXL	2643680R1	1673790C1	9900D	A	1652325C1	1673791C1	
TB19	16	GY	GXL	2643680R1	3595622C1	1701F	67	SWS_N_REQ		
TB19	16	GY	GXL	2643680R1	587567C91	9801B	A	1652325C1		
TB19-G	16	WH	TXL	3510360R1	3551896C1	8805	E	1652325C1	3540454C1	3551897C1
TB19-G	16	WH	TXL	3510360R1	587567C91	9801B	B	1652325C1		
TC39-GF	18	WH	GXL	2643674R1	3551896C1	8807	D	1652325C1	3540454C1	3551897C1
TC39-GF	18	WH	GXL	2643674R1	1671610C1	9003L	B	1652325C1	1671608C1	
TC39A	18	GY	GXL	2643673R1	3595622C1	1701F	40	SWS_N_REQ		
TC39A	18	GY	GXL	2643673R1	1671610C1	9003L	A	1652325C1	1671608C1	
TF94SAB	18	GY	GXL	2643673R1	3601685C1	9514F	1	3601687C1		
TF94SAB	18	GY	GXL	2643673R1	3595622C1	1701F	54	SWS_N_REQ		
TF94SBB	18	YL	TXL	3572112R1	3601685C1	9514F	3	3733609C1		
TF94SBB	18	YL	TXL	3572112R1	3595622C1	1701F	56	SWS_N_REQ		
TF94SCB	18	GY	GXL	2643673R1	3601685C1	9514F	2	3601687C1		
TF94SCB	18	GY	GXL	2643673R1	3595622C1	1701F	55	SWS_N_REQ		
TF94SDB	18	GN	TXL	3572112R1	3601685C1	9514F	4	3733609C1		
TF94SDB	18	GN	TXL	3572112R1	3595622C1	1701F	57	SWS_N_REQ		
TG19	16	GY	GXL	2643680R1	3595622C1	1701F	67	SWS_N_REQ		
TG19	16	GY	GXL	2643680R1	587567C91	9801C	A	1652325C1		
TG19-G	16	WH	TXL	3510360R1	3551896C1	8805	E	1652325C1	3540454C1	3551897C1
TG19-G	16	WH	TXL	3510360R1	587567C91	9801C	B	1652325C1		
TH19	16	GY	GXL	2643680R1	3595622C1	1701F	67	SWS_N_REQ		
TH19	16	GY	GXL	2643680R1	587567C91	9801D	A	1652325C1		
TH19-G	16	WH	TXL	3510360R1	3551896C1	8805	E	1652325C1	3540454C1	3551897C1
TH19-G	16	WH	TXL	3510360R1	587567C91	9801D	B	1652325C1		
TK19	16	GY	GXL	2643680R1	3595622C1	1701F	67	SWS_N_REQ		
TK19	16	GY	GXL	2643680R1	1671610C1	9803A	A	1652325C1	1671608C1	

Circuit Number	Gauge	Color	Insulation	Terminal Splice	Connector Body	Connector		Seal / Sleeve	Lock 1	Lock 2
				Number	Part Numbers	Number	Cavity			
TK19-G	16	WH	TXL	3510360R1	3551896C1	8805	E	1652325C1	3540454C1	3551897C1
TK19-G	16	WH	TXL	3510360R1	1671610C1	9803A	B	1652325C1	1671608C1	
TL19	16	GY	GXL	2643680R1	3595622C1	1701F	67	SWS_N_REQ		
TL19	16	GY	GXL	2643680R1	1671610C1	9803B	A	1652325C1	1671608C1	
TL19-G	16	WH	TXL	3510360R1	3551896C1	8805	E	1652325C1	3540454C1	3551897C1
TL19-G	16	WH	TXL	3510360R1	1671610C1	9803B	B	1652325C1	1671608C1	
TM19	16	GY	GXL	2643680R1	3595622C1	1701F	67	SWS_N_REQ		
TM19	16	GY	GXL	2643680R1	587567C91	9801E	A	1652325C1		
TM19-G	16	WH	TXL	3510360R1	3551896C1	8805	E	1652325C1	3540454C1	3551897C1
TM19-G	16	WH	TXL	3510360R1	587567C91	9801E	B	1652325C1		
TN19	16	GY	GXL	2643680R1	3595622C1	1701F	67	SWS_N_REQ		
TN19	16	GY	GXL	2643680R1	587567C91	9801F	A	1652325C1		
TN19-G	16	WH	TXL	3510360R1	3551896C1	8805	E	1652325C1	3540454C1	3551897C1
TN19-G	16	WH	TXL	3510360R1	587567C91	9801F	B	1652325C1		
TP19	16	GY	GXL	2643680R1	3595622C1	1701F	67	SWS_N_REQ		
TP19	16	GY	GXL	2643680R1	1671610C1	9803C	A	1652325C1	1671608C1	
TP19-G	16	WH	GXL	2643681R1	3551896C1	8805	E	1652325C1	3540454C1	3551897C1
TP19-G	16	WH	GXL	2643681R1	1671610C1	9803C	B	1652325C1	1671608C1	
TR19	16	GY	GXL	2643680R1	3595622C1	1701F	67	SWS_N_REQ		
TR19	16	GY	GXL	2643680R1	1671610C1	9803D	A	1652325C1	1671608C1	
TR19-G	16	WH	TXL	3510360R1	3551896C1	8805	E	1652325C1	3540454C1	3551897C1
TR19-G	16	WH	TXL	3510360R1	1671610C1	9803D	B	1652325C1	1671608C1	
TV59B	18	GY	GXL	2643673R1	3595622C1	1701F	32	SWS_N_REQ		
TV59B	18	GY	GXL	2643673R1	3522068C1	9737	A	1661872C1	1661874C1	
UA65	16	OR	GXL	2643682R1	3595622C1	1701F	68	SWS_N_REQ		
UA65	16	OR	GXL	2643682R1	1661778C1	9766	A	1661872C1	1661874C1	
UB39-GB	16	WH	GXL	2643681R1	3756499C1	9300	2	SWS_N_REQ		
UB39-GB	16	WH	GXL	2643681R1	3551896C1	8807	C	1652325C1	3540454C1	3551897C1
UB39B	16	GY	TXL	3510312R1	3756499C1	9300	1	SWS_N_REQ		
UB39B	16	GY	TXL	3510312R1	3595622C1	1701F	31	SWS_N_REQ		
UC67-G	16	WH	GXL	2643681R1	3673640C1	9769	2	SWS_N_REQ		
UC67-G	16	WH	GXL	2643681R1		9771	1	2644005R1		

Circuit Number	Gauge	Color	Insulation	Terminal Splice	Connector Body	Connector	Cavity	Seal / Sleeve	Lock 1	Lock 2
				Number	Part Numbers	Number				
UC67TA	16	GY	GXL	2643680R1	3595622C1	1701F	46	SWS_N_REQ		
UC67TA	16	GY	GXL	2643680R1	3673640C1	9769	1	SWS_N_REQ		
UC67U	16	GY	GXL	2643680R1	3595622C1	1701F	47	SWS_N_REQ		
UC67U	16	GY	GXL	2643680R1	3673640C1	9769	3	SWS_N_REQ		
UC67V	16	GY	GXL	2643680R1	3595622C1	1701F	48	SWS_N_REQ		
UC67V	16	GY	GXL	2643680R1	3673640C1	9769	4	SWS_N_REQ		
UC67W	16	GY	GXL	2643680R1	3595622C1	1701F	49	SWS_N_REQ		
UC67W	16	GY	GXL	2643680R1	3673640C1	9769	5	SWS_N_REQ		
VD95	16	TN	GXL	2643683R1	3977821C1	7113	1	SWS_N_REQ		
VD95	16	TN	GXL	2643683R1	3539778C1	7112	1	SWS_N_REQ	3539785C1	
VD95-G	16	WH	GXL	2643681R1	3977821C1	7113	2	SWS_N_REQ		
VD95-G	16	WH	GXL	2643681R1	3539778C1	7112	2	SWS_N_REQ	3539785C1	
VE95	18	TN	GXL	2643676R1	3602747C1	7113B	1	SWS_N_REQ	3539784C1	
VE95	18	TN	GXL	2643676R1	3539778C1	7112	1	SWS_N_REQ	3539785C1	
VE95-G	18	WH	GXL	2643674R1	3602747C1	7113B	2	SWS_N_REQ	3539784C1	
VE95-G	18	WH	GXL	2643674R1	3539778C1	7112	2	SWS_N_REQ	3539785C1	
VF95	18	TN	GXL	2643676R1	3602747C1	7113D	1	SWS_N_REQ	3539784C1	
VF95	18	TN	GXL	2643676R1	3539778C1	7112	1	SWS_N_REQ	3539785C1	
VF95-G	18	WH	GXL	2643674R1	3602747C1	7113D	2	SWS_N_REQ	3539784C1	
VF95-G	18	WH	GXL	2643674R1	3539778C1	7112	2	SWS_N_REQ	3539785C1	
VG95	18	TN	GXL	2643676R1	3602747C1	7113E	1	SWS_N_REQ	3539784C1	
VG95	18	TN	GXL	2643676R1	3539778C1	7112	1	SWS_N_REQ	3539785C1	
VG95-G	18	WH	GXL	2643674R1	3602747C1	7113E	2	SWS_N_REQ	3539784C1	
VG95-G	18	WH	GXL	2643674R1	3539778C1	7112	2	SWS_N_REQ	3539785C1	
VH95	18	TN	GXL	2643676R1	3602747C1	7113A	1	SWS_N_REQ	3539784C1	
VH95	18	TN	GXL	2643676R1	3539778C1	7112	1	SWS_N_REQ	3539785C1	
VH95-G	18	WH	GXL	2643674R1	3602747C1	7113A	2	SWS_N_REQ	3539784C1	
VH95-G	18	WH	GXL	2643674R1	3539778C1	7112	2	SWS_N_REQ	3539785C1	
VK95	18	TN	GXL	2643676R1	3977821C1	7113C	1	SWS_N_REQ		
VK95	18	TN	GXL	2643676R1	3539778C1	7112	1	SWS_N_REQ	3539785C1	
VK95-G	18	WH	GXL	2643674R1	3977821C1	7113C	2	SWS_N_REQ		
VK95-G	18	WH	GXL	2643674R1	3539778C1	7112	2	SWS_N_REQ	3539785C1	

Circuit Number	Gauge	Color	Insulation	Terminal Splice	Connector Body	Connector	Cavity	Seal / Sleeve	Lock 1	Lock 2
				Number	Part Numbers	Number				
VL95	18	TN	GXL	2643676R1	3977821C1	7113F	1	SWS_N_REQ		
VL95	18	TN	GXL	2643676R1	3539778C1	7112	1	SWS_N_REQ	3539785C1	
VL95-G	18	WH	GXL	2643674R1	3977821C1	7113F	2	SWS_N_REQ		
VL95-G	18	WH	GXL	2643674R1	3539778C1	7112	2	SWS_N_REQ	3539785C1	
VN95	16	TN	GXL	2643683R1	3977821C1	7113G	1	SWS_N_REQ		
VN95	16	TN	GXL	2643683R1	3539778C1	7112	1	SWS_N_REQ	3539785C1	
VN95-G	16	WH	GXL	2643681R1	3977821C1	7113G	2	SWS_N_REQ		
VN95-G	16	WH	GXL	2643681R1	3539778C1	7112	2	SWS_N_REQ	3539785C1	
VP94SJ	18	GY	GXL	2643673R1	3678796C1	9512A	1	3601687C1		
VP94SJ	18	GY	GXL	2643673R1	3595622C1	1701F	49	SWS_N_REQ		
VP94SK	18	GY	GXL	2643673R1	3678796C1	9512A	2	3601687C1		
VP94SK	18	GY	GXL	2643673R1	3595622C1	1701F	69	SWS_N_REQ		
VR36A	18	TN	GXL	2643676R1	3595622C1	1701F	27	SWS_N_REQ		
VR36A	18	TN	GXL	2643676R1	3558026C1	9800	5	3509903C1	3558056C1	
VR9A	18	GY	GXL	2643673R1	3558026C1	9800	10	3509903C1	3558056C1	
VR9A	18	GY	GXL	2643673R1	3551896C1	8802	B	1652325C1	3540454C1	3551897C1
VS95	18	TN	GXL	2643676R1	3977821C1	7113H	1	SWS_N_REQ		
VS95	18	TN	GXL	2643676R1	3539778C1	7112	1	SWS_N_REQ	3539785C1	
VS95-G	18	WH	GXL	2643674R1	3977821C1	7113H	2	SWS_N_REQ		
VS95-G	18	WH	GXL	2643674R1	3539778C1	7112	2	SWS_N_REQ	3539785C1	
XM59-G	12	WH	GXL	2643787R1	3551896C1	8809	F	589390C1	3540454C1	3551897C1
XM59-G	12	WH	GXL	2643787R1	3551896C1	8805	A	589390C1	3540454C1	3551897C1
YH112-GD	16	WH	TXL	3510360R1	3950690C1	7803	2	SWS_N_REQ		
YH112-GD	16	WH	TXL	3510360R1	3551896C1	8809	D	1652325C1	3540454C1	3551897C1
YJ11-GD	16	WH	TXL	3510360R1	3551896C1	8809	D	1652325C1	3540454C1	3551897C1
YJ11-GD	16	WH	TXL	3510360R1		SS2	-	2644000R1		
YJ112-GD	16	WH	TXL	3510360R1	3950690C1	7803	2	SWS_N_REQ		
YJ112-GD	16	WH	TXL	3510360R1		SS2	-	2644000R1		
YJ65-G	16	WH	TXL	3510360R1	1661778C1	9718A	B	1661872C1	1661874C1	
YJ65-G	16	WH	TXL	3510360R1		SS2	-	2644000R1		
YK11-GD	16	WH	TXL	3510360R1	3551896C1	8809	D	1652325C1	3540454C1	3551897C1
YK11-GD	16	WH	TXL	3510360R1		SS1	-	2644000R1		

Circuit Number	Gauge	Color	Insulation	Terminal Splice	Connector Body	Connector		Seal / Sleeve	Lock 1	Lock 2
				Number	Part Numbers	Number	Cavity			
YK112-GD	16	WH	TXL	3510360R1	3950690C1	7803	2	SWS_N_REQ		
YK112-GD	16	WH	TXL	3510360R1		SS1	-	2644000R1		
YK65-G	16	WH	GXL	2643681R1	1661778C1	9766	B	1661872C1	1661874C1	
YK65-G	16	WH	GXL	2643681R1		SS1	-	2644000R1		
YL112	16	GY	GXL	2643680R1	3950690C1	7803	1	SWS_N_REQ		
YL112	16	GY	GXL	2643680R1	3595622C1	1701F	66	SWS_N_REQ		
YM65-G	16	WH	GXL	2643681R1	3551896C1	8809	D	1652325C1	3540454C1	3551897C1
YM65-G	16	WH	GXL	2643681R1	1661778C1	9718A	B	1661872C1	1661874C1	
YN65-G	16	WH	GXL	2643681R1	3551896C1	8809	D	1652325C1	3540454C1	3551897C1
YN65-G	16	WH	GXL	2643681R1	1661778C1	9766	B	1661872C1	1661874C1	
ZA14H	4	RD	SGX	2644026R1	3517760C1	4411M5	A	SWS_N_REQ		
ZA14H	4	RD	SGX	2644026R1	3517759C1	4413F2	A	SWS_N_REQ		
ZB14CZ	4	RD	SGX	2644026R1	3517760C1	4411M4	A	SWS_N_REQ		
ZB14CZ	4	RD	SGX	2644026R1	3517759C1	4413F1	A	SWS_N_REQ		
ZC14E	4	RD	SGX	2644026R1	3517760C1	4411M6	A	SWS_N_REQ		
ZC14E	4	RD	SGX	2644026R1	3517759C1	4412F	A	SWS_N_REQ		
ZE10-GR	14	WH	GXL	2643689R1	3572899C1	4410F	2	SWS_N_REQ	2005242C1	
ZE10-GR	14	WH	GXL	2643689R1	3551896C1	8809	C	589391C1	3540454C1	3551897C1
ZE20	16	LTGN	GXL	2643678R1	3595622C1	1701F	51	SWS_N_REQ		
ZE20	16	LTGN	GXL	2643678R1	3572899C1	4410F	6	SWS_N_REQ	2005242C1	
ZE5E(+)	18	YL	TXL	3572112R1	3595622C1	1701F	52	SWS_N_REQ		
ZE5E(+)	18	YL	TXL	3572112R1	3572899C1	4410F	3	SWS_N_REQ	2005242C1	
ZE5E(-)	18	GN	TXL	3572112R1	3595622C1	1701F	53	SWS_N_REQ		
ZE5E(-)	18	GN	TXL	3572112R1	3572899C1	4410F	4	SWS_N_REQ	2005242C1	
ZF87DA	16	GY	GXL	2643680R1	3595622C1	1701F	58	SWS_N_REQ		
ZF87DA	16	GY	GXL	2643680R1	3536864C1	9745A	1	3536868C1		
ZF87DB	18	GY	GXL	2643673R1	3595622C1	1701F	59	SWS_N_REQ		
ZF87DB	18	GY	GXL	2643673R1	3536864C1	9745A	2	3536868C1		
ZG87EA	18	GY	TXL	3510311R1	3595622C1	1701F	41	SWS_N_REQ		
ZG87EA	18	GY	TXL	3510311R1	3554317C1	9746A	1	3554318C1		
ZG8EB	18	GY	TXL	3510311R1	3554317C1	9746A	2	3554318C1		
ZG8EB	18	GY	TXL	3510311R1	3551896C1	8802	D	3517771C1	3540454C1	3551897C1

Circuit Number	Gauge	Color	Insulation	Terminal Splice	Connector Body	Connector	Cavity	Seal / Sleeve	Lock 1	Lock 2
				Number	Part Numbers	Number				
AD94P	16	GY	GXL	2643680R1	3539777C1	9501A	1	N/A	3539784C1	
AD94P	16	GY	GXL	2643680R1	3519462C1	9516M	1	N/A	1689501C1	
AD94Q	16	GY	GXL	2643680R1	3539777C1	9501A	2	N/A	3539784C1	
AD94Q	16	GY	GXL	2643680R1	3519462C1	9516M	2	N/A	1689501C1	
AD94R	16	GY	GXL	2643680R1	3539777C1	9503A	1	N/A	3539784C1	
AD94R	16	GY	GXL	2643680R1	3519462C1	9516M	3	N/A	1689501C1	
AD94S	16	GY	GXL	2643680R1	3539777C1	9503A	2	N/A	3539784C1	
AD94S	16	GY	GXL	2643680R1	3519462C1	9516M	4	N/A	1689501C1	
AD94T	16	GY	GXL	2643680R1	3519462C1	9516M	5	N/A	1689501C1	
AD94T	16	GY	GXL	2643680R1	1686834C1	9506	A	N/A	1664408C1	
AD94U	16	GY	GXL	2643680R1	3519462C1	9516M	6	N/A	1689501C1	
AD94U	16	GY	GXL	2643680R1	1686834C1	9506	B	N/A	1664408C1	
AD94V	16	GY	GXL	2643680R1	3519462C1	9516M	7	N/A	1689501C1	
AD94V	16	GY	GXL	2643680R1	1686834C1	9506	C	N/A	1664408C1	
AE94LA	16	GY	GXL	2643680R1	3558022C1	9800	17	N/A	3558056C1	
AE94LA	16	GY	GXL	2643680R1	1686834C1	9502A	A	N/A	1664408C1	
AE94LB	16	GY	GXL	2643680R1	3558022C1	9800	18	N/A	3558056C1	
AE94LB	16	GY	GXL	2643680R1	1686834C1	9502A	B	N/A	1664408C1	
AE94LC	16	GY	GXL	2643680R1	3558022C1	9800	19	N/A	3558056C1	
AE94LC	16	GY	GXL	2643680R1	1686834C1	9502A	C	N/A	1664408C1	
AE94RJ	16	GY	GXL	2643680R1	3558022C1	9800	20	N/A	3558056C1	
AE94RJ	16	GY	GXL	2643680R1	1686834C1	9504A	A	N/A	1664408C1	
AE94RK	16	GY	GXL	2643680R1	3558022C1	9800	21	N/A	3558056C1	
AE94RK	16	GY	GXL	2643680R1	1686834C1	9504A	B	N/A	1664408C1	
AE94RL	16	GY	GXL	2643680R1	3558022C1	9800	22	N/A	3558056C1	
AE94RL	16	GY	GXL	2643680R1	1686834C1	9504A	C	N/A	1664408C1	
AF11-GTL	12	WH	TXL	3510362R1	3558022C1	9800	12	N/A	3558056C1	
AF11-GTL	12	WH	TXL	3510362R1	587574C91	9303D	F	N/A		
AF56	14	OR	GXL	2643690R1	3558022C1	9800	2	N/A	3558056C1	
AF56	14	OR	GXL	2643690R1	587574C91	9303D	B	N/A		
AF57	14	OR	GXL	2643690R1	3558022C1	9800	3	N/A	3558056C1	
AF57	14	OR	GXL	2643690R1	587574C91	9303D	C	N/A		

Circuit Number	Gauge	Color	Insulation	Terminal Splice	Connector Body	Connector		Seal / Sleeve	Lock 1	Lock 2
				Number	Part Numbers	Number	Cavity			
AF68	14	BN	GXL	2643688R1	3558022C1	9800	4	N/A	3558056C1	
AF68	14	BN	GXL	2643688R1	587574C91	9303D	D	N/A		
AF70	14	OR	GXL	2643690R1	3558022C1	9800	6	N/A	3558056C1	
AF70	14	OR	GXL	2643690R1	587574C91	9303D	E	N/A		
AF71	14	OR	GXL	2643690R1	3558022C1	9800	1	N/A	3558056C1	
AF71	14	OR	GXL	2643690R1	587574C91	9303D	A	N/A		
AJ10-GB	18	WH	GXL	2643674R1	3558022C1	9800	9	N/A	3558056C1	
AJ10-GB	18	WH	GXL	2643674R1		SS1	-	2644000R1		
AJ49	18	WH	GXL	2643674R1	3593684C91	9814A	A	N/A		
AJ49	18	WH	GXL	2643674R1	3558022C1	9800	7	N/A	3558056C1	
AJ49-G	18	WH	GXL	2643674R1	3593684C91	9814A	B	N/A		
AJ49-G	18	WH	GXL	2643674R1		SS1	-	2644000R1		
AJ49-GA	18	WH	GXL	2643674R1	3593684C91	9815A	B	N/A		
AJ49-GA	18	WH	GXL	2643674R1		SS1	-	2644000R1		
AJ49A	18	WH	GXL	2643674R1	3593684C91	9815A	A	N/A		
AJ49A	18	WH	GXL	2643674R1	3558022C1	9800	8	N/A	3558056C1	
AL94A	16	GY	GXL	2643680R1	3576268C1	9524	1	N/A	3576263C1	
AL94A	16	GY	GXL	2643680R1	3539777C1	9549	1	N/A	3539784C1	
AL94B	16	GY	GXL	2643680R1	3576268C1	9524	9	N/A	3576263C1	
AL94B	16	GY	GXL	2643680R1	3539777C1	9549	2	N/A	3539784C1	
AL94C	16	GY	GXL	2643680R1	3576268C1	9524	7	N/A	3576263C1	
AL94C	16	GY	GXL	2643680R1	1686834C1	9548	C	N/A	1664408C1	
AL94D	16	GY	GXL	2643680R1	3576268C1	9524	5	N/A	3576263C1	
AL94D	16	GY	GXL	2643680R1	1686834C1	9548	B	N/A	1664408C1	
AL94E	16	GY	GXL	2643680R1	3576268C1	9524	2	N/A	3576263C1	
AL94E	16	GY	GXL	2643680R1	1686834C1	9548	A	N/A	1664408C1	
AL94F	16	GY	GXL	2643680R1	3576268C1	9524	4	N/A	3576263C1	
AL94F	16	GY	GXL	2643680R1	3539777C1	9551	1	N/A	3539784C1	
AL94G	16	GY	GXL	2643680R1	3576268C1	9524	12	N/A	3576263C1	
AL94G	16	GY	GXL	2643680R1	3539777C1	9551	2	N/A	3539784C1	
AL94H	16	GY	GXL	2643680R1	3576268C1	9524	8	N/A	3576263C1	
AL94H	16	GY	GXL	2643680R1	1686834C1	9550	C	N/A	1664408C1	

Circuit Number	Gauge	Color	Insulation	Terminal Splice	Connector Body	Connector		Seal / Sleeve	Lock 1	Lock 2
				Number	Part Numbers	Number	Cavity			
AL94K	16	GY	GXL	2643680R1	3576268C1	9524	6	N/A	3576263C1	
AL94K	16	GY	GXL	2643680R1	1686834C1	9550	B	N/A	1664408C1	
AL94L	16	GY	GXL	2643680R1	3576268C1	9524	3	N/A	3576263C1	
AL94L	16	GY	GXL	2643680R1	1686834C1	9550	A	N/A	1664408C1	
AL94M	16	BK	TXL	3510294R1	3558022C1	9800	17	N/A	3558056C1	
AL94M	16	BK	TXL	3510294R1	1686834C1	9541	A	N/A	1664408C1	
AL94N	16	RD	TXL	3510366R1	3558022C1	9800	18	N/A	3558056C1	
AL94N	16	RD	TXL	3510366R1	1686834C1	9541	B	N/A	1664408C1	
AL94P	16	BN	TXL	3510306R1	3558022C1	9800	19	N/A	3558056C1	
AL94P	16	BN	TXL	3510306R1	1686834C1	9541	C	N/A	1664408C1	
AL94R	16	GY	GXL	2643680R1	3558022C1	9800	13	N/A	3558056C1	
AL94R	16	GY	GXL	2643680R1	3539777C1	9540	1	N/A	3539784C1	
AL94S	16	OR	GXL	2643682R1	3558022C1	9800	14	N/A	3558056C1	
AL94S	16	OR	GXL	2643682R1	3539777C1	9540	2	N/A	3539784C1	
AL94T	16	VT	TXL	3510348R1	3558022C1	9800	20	N/A	3558056C1	
AL94T	16	VT	TXL	3510348R1	1686834C1	9543	A	N/A	1664408C1	
AL94U	16	LTGN	TXL	3510300R1	3558022C1	9800	21	N/A	3558056C1	
AL94U	16	LTGN	TXL	3510300R1	1686834C1	9543	B	N/A	1664408C1	
AL94V	16	LTBL	TXL	3510342R1	3558022C1	9800	22	N/A	3558056C1	
AL94V	16	LTBL	TXL	3510342R1	1686834C1	9543	C	N/A	1664408C1	
AL94W	16	DKBL	GXL	2643721R1	3558022C1	9800	15	N/A	3558056C1	
AL94W	16	DKBL	GXL	2643721R1	3539777C1	9542	1	N/A	3539784C1	
AL94X	16	YL	GXL	2643684R1	3558022C1	9800	16	N/A	3558056C1	
AL94X	16	YL	GXL	2643684R1	3539777C1	9542	2	N/A	3539784C1	
AP49-GA	18	WH	GXL	2643674R1	3593684C91	9815A	B	N/A		
AP49-GA	18	WH	GXL	2643674R1	3558022C1	9800	9	N/A	3558056C1	
AP49A	18	WH	GXL	2643674R1	3593684C91	9815A	A	N/A		
AP49A	18	WH	GXL	2643674R1	3558022C1	9800	8	N/A	3558056C1	
RB10-G	12	WH	TXL	3510362R1	3558022C1	9800	12	N/A	3558056C1	
RB10-G	12	WH	TXL	3510362R1	1661375C2	9303A	E	N/A	1661376C1	
RB56	14	OR	GXL	2643690R1	3558022C1	9800	2	N/A	3558056C1	
RB56	14	OR	GXL	2643690R1	1661375C2	9303A	B	N/A	1661376C1	

Circuit Number	Gauge	Color	Insulation	Terminal Splice	Connector Body	Connector		Seal / Sleeve	Lock 1	Lock 2
				Number	Part Numbers	Number	Cavity			
RB57	14	OR	GXL	2643690R1	3558022C1	9800	3	N/A	3558056C1	
RB57	14	OR	GXL	2643690R1	1661375C2	9303A	C	N/A	1661376C1	
RB68	14	BN	GXL	2643688R1	3558022C1	9800	4	N/A	3558056C1	
RB68	14	BN	GXL	2643688R1	1661375C2	9303A	D	N/A	1661376C1	
RB71	14	OR	GXL	2643690R1	3558022C1	9800	1	N/A	3558056C1	
RB71	14	OR	GXL	2643690R1	1661375C2	9303A	A	N/A	1661376C1	
RC94A	16	GY	GXL	2643680R1	3558022C1	9800	13	N/A	3558056C1	
RC94A	16	GY	GXL	2643680R1	3539777C1	9501	1	N/A	3539784C1	
RC94B	16	OR	GXL	2643682R1	3558022C1	9800	14	N/A	3558056C1	
RC94B	16	OR	GXL	2643682R1	3539777C1	9501	2	N/A	3539784C1	
RC94C	16	DKBL	GXL	2643721R1	3558022C1	9800	15	N/A	3558056C1	
RC94C	16	DKBL	GXL	2643721R1	3539777C1	9503	1	N/A	3539784C1	
RC94D	16	YL	GXL	2643684R1	3558022C1	9800	16	N/A	3558056C1	
RC94D	16	YL	GXL	2643684R1	3539777C1	9503	2	N/A	3539784C1	
RC94E	16	BK	TXL	3510294R1	3558022C1	9800	17	N/A	3558056C1	
RC94E	16	BK	TXL	3510294R1	1686834C1	9502	A	N/A	1664408C1	
RC94F	16	RD	TXL	3510366R1	3558022C1	9800	18	N/A	3558056C1	
RC94F	16	RD	TXL	3510366R1	1686834C1	9502	B	N/A	1664408C1	
RC94H	16	BN	TXL	3510306R1	3558022C1	9800	19	N/A	3558056C1	
RC94H	16	BN	TXL	3510306R1	1686834C1	9502	C	N/A	1664408C1	
RC94J	16	VT	TXL	3510348R1	3558022C1	9800	20	N/A	3558056C1	
RC94J	16	VT	TXL	3510348R1	1686834C1	9504	A	N/A	1664408C1	
RC94K	16	LTGN	TXL	3510300R1	3558022C1	9800	21	N/A	3558056C1	
RC94K	16	LTGN	TXL	3510300R1	1686834C1	9504	B	N/A	1664408C1	
RC94L	16	LTBL	TXL	3510342R1	3558022C1	9800	22	N/A	3558056C1	
RC94L	16	LTBL	TXL	3510342R1	1686834C1	9504	C	N/A	1664408C1	
RD94BD	16	BN	TXL	3510306R1	3678796C1	4950	1	N/A		
RD94BD	16	BN	TXL	3510306R1	3558022C1	9800	23	N/A	3558056C1	
RD94BE	16	YL	TXL	3510336R1	3678796C1	4950	2	N/A		
RD94BE	16	YL	TXL	3510336R1	3558022C1	9800	24	N/A	3558056C1	
RF10A	8	WH	GXL	2643789R1	3517817C1	9778F	A	N/A		
RF10A	8	WH	GXL	2643789R1	3517817C1	9717F	A	N/A		

Circuit Number	Gauge	Color	Insulation	Terminal Splice	Connector Body	Connector		Seal / Sleeve	Lock 1	Lock 2
				Number	Part Numbers	Number	Cavity			
RF56A	10	YL	GXL	2643802R1	1667733C1	9716M	B	N/A	1667734C1	
RF56A	10	YL	GXL	2643802R1	1667732C1	9779F	B	N/A	1667734C1	
RF57A	10	LTGN	GXL	2643776R1	1667733C1	9716M	C	N/A	1667734C1	
RF57A	10	LTGN	GXL	2643776R1	1667732C1	9779F	C	N/A	1667734C1	
RF58A	10	BK	GXL	2643773R1	1667733C1	9716M	A	N/A	1667734C1	
RF58A	10	BK	GXL	2643773R1	1667732C1	9779F	A	N/A	1667734C1	
RF68A	10	BN	GXL	2643779R1	1667733C1	9780M	B	N/A	1667734C1	
RF68A	10	BN	GXL	2643779R1	1667732C1	9715F	B	N/A	1667734C1	
RF70A	10	RD	GXL	2643698R1	1667733C1	9780M	A	N/A	1667734C1	
RF70A	10	RD	GXL	2643698R1	1667732C1	9715F	A	N/A	1667734C1	
RF94A	10	DKBL	GXL	2643816R1	1667733C1	9780M	C	N/A	1667734C1	
RF94A	10	DKBL	GXL	2643816R1	1667732C1	9715F	C	N/A	1667734C1	
RG10	8	WH	GXL	2643789R1	BLUNT_SL_V	9724	A	N/A		
RG10	8	WH	GXL	2643789R1	3517817C1	9717F	A	N/A		
RG56	10	YL	GXL	2643802R1	BLUNT_SL_V	9724	C	N/A		
RG56	10	YL	GXL	2643802R1	1667733C1	9716M	B	N/A	1667734C1	
RG57	10	LTGN	GXL	2643776R1	BLUNT_SL_V	9724	D	N/A		
RG57	10	LTGN	GXL	2643776R1	1667733C1	9716M	C	N/A	1667734C1	
RG58	10	BN	GXL	2643779R1	BLUNT_SL_V	9724	B	N/A		
RG58	10	BN	GXL	2643779R1	1667733C1	9716M	A	N/A	1667734C1	
RG68	10	BN	GXL	2643779R1	BLUNT_SL_V	9724	F	N/A		
RG68	10	BN	GXL	2643779R1	1667732C1	9715F	B	N/A	1667734C1	
RG70	10	RD	GXL	2643698R1	BLUNT_SL_V	9724	E	N/A		
RG70	10	RD	GXL	2643698R1	1667732C1	9715F	A	N/A	1667734C1	
RG94	10	GY	GXL	2643784R1	BLUNT_SL_V	9724	G	N/A		
RG94	10	GY	GXL	2643784R1	1667732C1	9715F	C	N/A	1667734C1	
RH14	4	RD	SGX	2644026R1	3517760C1	4411M	A	N/A		
RH14	4	RD	SGX	2644026R1	3517759C1	4411F	A	N/A		
RJ1(+)	18	YL	TXL	3572112R1	3572900C1	4410F	3	N/A	2005243C1	
RJ1(+)	18	YL	TXL	3572112R1	3572899C1	4410M	3	N/A	2005242C1	
RJ1(-)	18	GN	TXL	3572112R1	3572900C1	4410F	4	N/A	2005243C1	
RJ1(-)	18	GN	TXL	3572112R1	3572899C1	4410M	4	N/A	2005242C1	

Circuit Number	Gauge	Color	Insulation	Terminal Splice	Connector Body	Connector	Cavity	Seal / Sleeve	Lock 1	Lock 2
				Number	Part Numbers	Number				
RJ10-GPM	14	WH	GXL	2643689R1	3572900C1	4410F	2	N/A	2005243C1	
RJ10-GPM	14	WH	GXL	2643689R1	3572899C1	4410M	2	N/A	2005242C1	
RJ14	16	RD	GXL	2643760R1	3572900C1	4410F	6	N/A	2005243C1	
RJ14	16	RD	GXL	2643760R1	3572899C1	4410M	6	N/A	2005242C1	
RJ59	14	GY	GXL	2643782R1	3572900C1	4410F	1	N/A	2005243C1	
RJ59	14	GY	GXL	2643782R1	3572899C1	4410M	1	N/A	2005242C1	
RK10-GPP	14	WH	GXL	2643689R1	3572899C1	4410M	2	N/A	2005242C1	
RK10-GPP	14	WH	GXL	2643689R1	3572899C1	4410L	2	N/A	2005242C1	
RK14E	16	RD	GXL	2643760R1	3572899C1	4410M	6	N/A	2005242C1	
RK14E	16	RD	GXL	2643760R1	3572899C1	4410L	6	N/A	2005242C1	
RK1B(+)	18	YL	TXL	3572112R1	3572899C1	4410M	3	N/A	2005242C1	
RK1B(+)	18	YL	TXL	3572112R1	3572899C1	4410L	3	N/A	2005242C1	
RK1B(-)	18	GN	TXL	3572112R1	3572899C1	4410M	4	N/A	2005242C1	
RK1B(-)	18	GN	TXL	3572112R1	3572899C1	4410L	4	N/A	2005242C1	
RK59D	14	GY	GXL	2643782R1	3572899C1	4410M	1	N/A	2005242C1	
RK59D	14	GY	GXL	2643782R1	3572899C1	4410L	1	N/A	2005242C1	
RL32	18	TN	GXL	2643676R1	3558022C1	9800	6	N/A	3558056C1	
RL32	18	TN	GXL	2643676R1	3536864C1	9812	1	N/A		
RL9C	18	GY	GXL	2643673R1	3558022C1	9800	11	N/A	3558056C1	
RL9C	18	GY	GXL	2643673R1	3536864C1	9812	2	N/A		
RM32	18	TN	GXL	2643676R1	3558022C1	9800	6	N/A	3558056C1	
RM32	18	TN	GXL	2643676R1	3536864C1	9812	1	N/A		
RM32A	18	TN	GXL	2643676R1	3558022C1	9800	5	N/A	3558056C1	
RM32A	18	TN	GXL	2643676R1	3536864C1	9811	1	N/A		
RM9	18	GY	GXL	2643673R1	3536864C1	9812	2	N/A		
RM9	18	GY	GXL	2643673R1		SFS1	-	2644000R1		
RM9A	18	GY	GXL	2643673R1	3536864C1	9811	2	N/A		
RM9A	18	GY	GXL	2643673R1		SFS1	-	2644000R1		
RM9B	18	GY	GXL	2643673R1	3558022C1	9800	11	N/A	3558056C1	
RM9B	18	GY	GXL	2643673R1		SFS1	-	2644000R1		
RN49-GA	18	WH	GXL	2643674R1	3558022C1	9800	9	N/A	3558056C1	
RN49-GA	18	WH	GXL	2643674R1	587567C91	9815	B	N/A		

Circuit Number	Gauge	Color	Insulation	Terminal Splice	Connector Body	Connector		Seal / Sleeve	Lock 1	Lock 2
				Number	Part Numbers	Number	Cavity			
RN49A	18	GY	GXL	2643673R1	3558022C1	9800	8	N/A	3558056C1	
RN49A	18	GY	GXL	2643673R1	587567C91	9815	A	N/A		
RO10-GB	18	WH	GXL	2643674R1	3558022C1	9800	9	N/A	3558056C1	
RO10-GB	18	WH	GXL	2643674R1		SBS1	-	2644000R1		
RO49	18	GY	GXL	2643673R1	3558022C1	9800	7	N/A	3558056C1	
RO49	18	GY	GXL	2643673R1	587567C91	9814	A	N/A		
RO49-G	18	WH	GXL	2643674R1	587567C91	9814	B	N/A		
RO49-G	18	WH	GXL	2643674R1		SBS1	-	2644000R1		
RO49-GA	18	WH	GXL	2643674R1	587567C91	9815	B	N/A		
RO49-GA	18	WH	GXL	2643674R1		SBS1	-	2644000R1		
RO49A	18	GY	GXL	2643673R1	3558022C1	9800	8	N/A	3558056C1	
RO49A	18	GY	GXL	2643673R1	587567C91	9815	A	N/A		
RP36	18	TN	GXL	2643676R1	3558022C1	9800	5	N/A	3558056C1	
RP36	18	TN	GXL	2643676R1	1661778C1	9100	A	N/A	1661874C1	
RP9D	18	GY	GXL	2643673R1	3558022C1	9800	10	N/A	3558056C1	
RP9D	18	GY	GXL	2643673R1	1661778C1	9100	B	N/A	1661874C1	
RR59DC	18	GY	GXL	2643673R1	3543888C1	9820F	A	N/A	1661874C1	
RR59DC	18	GY	GXL	2643673R1	1661778C1	9824	A	N/A	1661874C1	
RR59DD	18	GY	GXL	2643673R1	3543888C1	9820F	B	N/A	1661874C1	
RR59DD	18	GY	GXL	2643673R1	1661778C1	9824	B	N/A	1661874C1	
RS10-GPN	14	WH	GXL	2643689R1	3572900C1	4410F	2	N/A	2005243C1	
RS10-GPN	14	WH	GXL	2643689R1	3572899C1	4410K	2	N/A	2005242C1	
RS14D	16	RD	GXL	2643760R1	3572900C1	4410F	6	N/A	2005243C1	
RS14D	16	RD	GXL	2643760R1	3572899C1	4410K	6	N/A	2005242C1	
RS1A(+)	18	YL	TXL	3572112R1	3572900C1	4410F	3	N/A	2005243C1	
RS1A(+)	18	YL	TXL	3572112R1	3572899C1	4410K	3	N/A	2005242C1	
RS1A(-)	18	GN	TXL	3572112R1	3572900C1	4410F	4	N/A	2005243C1	
RS1A(-)	18	GN	TXL	3572112R1	3572899C1	4410K	4	N/A	2005242C1	
RS59C	14	GY	GXL	2643782R1	3572900C1	4410F	1	N/A	2005243C1	
RS59C	14	GY	GXL	2643782R1	3572899C1	4410K	1	N/A	2005242C1	
RT61C	18	GY	GXL	2643673R1	1678137C1	9830	C	N/A		
RT61C	18	GY	GXL	2643673R1	1667740C1	9775F	C	N/A	1667771C1	

Circuit Number	Gauge	Color	Insulation	Terminal Splice	Connector Body	Connector		Seal / Sleeve	Lock 1	Lock 2
				Number	Part Numbers	Number	Cavity			
RT6H	18	GY	GXL	2643673R1	1678137C1	9830	B	N/A		
RT6H	18	GY	GXL	2643673R1	1667740C1	9775F	B	N/A	1667771C1	
RT9M	18	GY	GXL	2643673R1	1678137C1	9830	A	N/A		
RT9M	18	GY	GXL	2643673R1	1667740C1	9775F	A	N/A	1667771C1	
RU61D	18	GY	GXL	2643673R1	1678137C1	9832	C	N/A		
RU61D	18	GY	GXL	2643673R1	1667740C1	9775F	C	N/A	1667771C1	
RU6J	18	GY	GXL	2643673R1	1678137C1	9832	B	N/A		
RU6J	18	GY	GXL	2643673R1	1667740C1	9775F	B	N/A	1667771C1	
RU9N	18	GY	GXL	2643673R1	1678137C1	9832	A	N/A		
RU9N	18	GY	GXL	2643673R1	1667740C1	9775F	A	N/A	1667771C1	
RX11-GBB	12	WH	GXL	2643787R1	2039312C91	4450BF	G	N/A	2039342C1	
RX11-GBB	12	WH	GXL	2643787R1	2039311C91	4460BM	G	N/A	2039342C1	
RX12BB	14	LTBL	GXL	2643694R1	2039312C91	4450BF	F	N/A	2039342C1	
RX12BB	14	LTBL	GXL	2643694R1	2039311C91	4460BM	F	N/A	2039342C1	
RX56BB	16	OR	GXL	2643682R1	2039312C91	4450BF	B	N/A	2039342C1	
RX56BB	16	OR	GXL	2643682R1	2039311C91	4460BM	B	N/A	2039342C1	
RX56BC	16	OR	GXL	2643682R1	3553961C1	4460BF	A	N/A	3554019C1	
RX56BC	16	OR	GXL	2643682R1	1686834C1	4450BM	A	N/A	1664408C1	
RX57BB	16	OR	GXL	2643682R1	2039312C91	4450BF	C	N/A	2039342C1	
RX57BB	16	OR	GXL	2643682R1	2039311C91	4460BM	C	N/A	2039342C1	
RX57BC	16	OR	GXL	2643682R1	3553961C1	4460BF	B	N/A	3554019C1	
RX57BC	16	OR	GXL	2643682R1	1686834C1	4450BM	B	N/A	1664408C1	
RX58BB	14	BN	GXL	2643688R1	2039312C91	4450BF	D	N/A	2039342C1	
RX58BB	14	BN	GXL	2643688R1	2039311C91	4460BM	D	N/A	2039342C1	
RX68BB	14	BN	GXL	2643688R1	2039312C91	4450BF	A	N/A	2039342C1	
RX68BB	14	BN	GXL	2643688R1	2039311C91	4460BM	A	N/A	2039342C1	
RX70BB	14	OR	GXL	2643690R1	3553961C1	4460BF	C	N/A	3554019C1	
RX70BB	14	OR	GXL	2643690R1	1686834C1	4450BM	C	N/A	1664408C1	
RX71BB	16	OR	GXL	2643682R1	2039312C91	4450BF	E	N/A	2039342C1	
RX71BB	16	OR	GXL	2643682R1	2039311C91	4460BM	E	N/A	2039342C1	
SV10A	8	WH	GXL	2643789R1	3517817C1	9778F	A	N/A		
SV10A	8	WH	GXL	2643789R1	3517817C1	9717F	A	N/A		

Circuit Number	Gauge	Color	Insulation	Terminal Splice	Connector Body	Connector		Seal / Sleeve	Lock 1	Lock 2
				Number	Part Numbers	Number	Cavity			
SV56A	10	YL	GXL	2643802R1	1667733C1	9716M	B	N/A	1667734C1	
SV56A	10	YL	GXL	2643802R1	1667732C1	9779F	B	N/A	1667734C1	
SV57A	10	LTGN	GXL	2643776R1	1667733C1	9716M	C	N/A	1667734C1	
SV57A	10	LTGN	GXL	2643776R1	1667732C1	9779F	C	N/A	1667734C1	
SV58A	10	BK	GXL	2643773R1	1667733C1	9716M	A	N/A	1667734C1	
SV58A	10	BK	GXL	2643773R1	1667732C1	9779F	A	N/A	1667734C1	
SV68A	10	BN	GXL	2643779R1	1667733C1	9780M	B	N/A	1667734C1	
SV68A	10	BN	GXL	2643779R1	1667732C1	9715F	B	N/A	1667734C1	
SV70A	10	RD	GXL	2643698R1	1667733C1	9780M	A	N/A	1667734C1	
SV70A	10	RD	GXL	2643698R1	1667732C1	9715F	A	N/A	1667734C1	
SV94A	10	DKBL	GXL	2643816R1	1667733C1	9780M	C	N/A	1667734C1	
SV94A	10	DKBL	GXL	2643816R1	1667732C1	9715F	C	N/A	1667734C1	
SW72EB	10	LTGN	TXL	3510303R1	BLUNT_SL_V	9724	H	N/A		
SW72EB	10	LTGN	TXL	3510303R1	1669834C1	9722	A	N/A	1675053C1	
SZ65	16	OR	GXL	2643682R1	3543888C1	9766	A	N/A	1661874C1	
SZ65	16	OR	GXL	2643682R1	1661778C1	9767	A	N/A	1661874C1	
SZ65-G	16	WH	GXL	2643681R1	3543888C1	9766	B	N/A	1661874C1	
SZ65-G	16	WH	GXL	2643681R1	1661778C1	9767	B	N/A	1661874C1	
TA94A	16	LTGN	TXL	3510300R1	3576268C1	9524	6	N/A	3576263C1	
TA94A	16	LTGN	TXL	3510300R1	1686834C1	9504	B	N/A	1664408C1	
TA94B	16	LTBL	TXL	3510342R1	3576268C1	9524	8	N/A	3576263C1	
TA94B	16	LTBL	TXL	3510342R1	1686834C1	9504	C	N/A	1664408C1	
TA94C	16	VT	TXL	3510348R1	3576268C1	9524	3	N/A	3576263C1	
TA94C	16	VT	TXL	3510348R1	1686834C1	9504	A	N/A	1664408C1	
TA94D	16	BN	TXL	3510306R1	3576268C1	9524	7	N/A	3576263C1	
TA94D	16	BN	TXL	3510306R1	1686834C1	9502	C	N/A	1664408C1	
TA94E	16	RD	TXL	3510366R1	3576268C1	9524	5	N/A	3576263C1	
TA94E	16	RD	TXL	3510366R1	1686834C1	9502	B	N/A	1664408C1	
TA94F	16	BK	TXL	3510294R1	3576268C1	9524	2	N/A	3576263C1	
TA94F	16	BK	TXL	3510294R1	1686834C1	9502	A	N/A	1664408C1	
TA94G	16	GY	GXL	2643680R1	3576268C1	9524	1	N/A	3576263C1	
TA94G	16	GY	GXL	2643680R1	3539777C1	9501	1	N/A	3539784C1	

Circuit Number	Gauge	Color	Insulation	Terminal Splice	Connector Body	Connector		Seal / Sleeve	Lock 1	Lock 2
				Number	Part Numbers	Number	Cavity			
TA94H	16	OR	GXL	2643682R1	3576268C1	9524	9	N/A	3576263C1	
TA94H	16	OR	GXL	2643682R1	3539777C1	9501	2	N/A	3539784C1	
TA94J	16	DKBL	GXL	2643721R1	3576268C1	9524	4	N/A	3576263C1	
TA94J	16	DKBL	GXL	2643721R1	3539777C1	9503	1	N/A	3539784C1	
TA94K	16	YL	GXL	2643684R1	3576268C1	9524	12	N/A	3576263C1	
TA94K	16	YL	GXL	2643684R1	3539777C1	9503	2	N/A	3539784C1	
TA94M	16	GY	GXL	2643680R1	3558022C1	9800	13	N/A	3558056C1	
TA94M	16	GY	GXL	2643680R1	3539777C1	9521	1	N/A	3539784C1	
TA94N	16	OR	GXL	2643682R1	3558022C1	9800	14	N/A	3558056C1	
TA94N	16	OR	GXL	2643682R1	3539777C1	9521	2	N/A	3539784C1	
TA94PP	16	DKBL	GXL	2643721R1	3558022C1	9800	15	N/A	3558056C1	
TA94PP	16	DKBL	GXL	2643721R1	3539777C1	9523	1	N/A	3539784C1	
TA94RR	16	YL	GXL	2643684R1	3558022C1	9800	16	N/A	3558056C1	
TA94RR	16	YL	GXL	2643684R1	3539777C1	9523	2	N/A	3539784C1	
TA94SS	16	BK	TXL	3510294R1	3558022C1	9800	17	N/A	3558056C1	
TA94SS	16	BK	TXL	3510294R1	1686834C1	9520	A	N/A	1664408C1	
TA94TT	16	RD	TXL	3510366R1	3558022C1	9800	18	N/A	3558056C1	
TA94TT	16	RD	TXL	3510366R1	1686834C1	9520	B	N/A	1664408C1	
TA94UU	16	BN	TXL	3510306R1	3558022C1	9800	19	N/A	3558056C1	
TA94UU	16	BN	TXL	3510306R1	1686834C1	9520	C	N/A	1664408C1	
TA94VV	16	VT	TXL	3510348R1	3558022C1	9800	20	N/A	3558056C1	
TA94VV	16	VT	TXL	3510348R1	1686834C1	9522	A	N/A	1664408C1	
TA94W	16	LTGN	TXL	3510300R1	3558022C1	9800	21	N/A	3558056C1	
TA94W	16	LTGN	TXL	3510300R1	1686834C1	9522	B	N/A	1664408C1	
TA94X	16	LTBL	TXL	3510342R1	3558022C1	9800	22	N/A	3558056C1	
TA94X	16	LTBL	TXL	3510342R1	1686834C1	9522	C	N/A	1664408C1	
TC94SH	16	GY	TXL	3510312R1	1678137C1	9510A	C	N/A		
TC94SH	16	GY	TXL	3510312R1	1667741C1	9510M	C	N/A	1667771C1	
TC94SVC	16	GY	TXL	3510312R1	1678137C1	9510A	B	N/A		
TC94SVC	16	GY	TXL	3510312R1	1667741C1	9510M	B	N/A	1667771C1	
TC94SZC	16	GY	TXL	3510312R1	1678137C1	9510A	A	N/A		
TC94SZC	16	GY	TXL	3510312R1	1667741C1	9510M	A	N/A	1667771C1	

Circuit Number	Gauge	Color	Insulation	Terminal Splice	Connector Body	Connector		Seal / Sleeve	Lock 1	Lock 2
				Number	Part Numbers	Number	Cavity			
TD94SH	16	GY	TXL	3510312R1	1678137C1	9510B	C	N/A		
TD94SH	16	GY	TXL	3510312R1	1667741C1	9510M	C	N/A	1667771C1	
TD94SVC	16	GY	TXL	3510312R1	1678137C1	9510B	B	N/A		
TD94SVC	16	GY	TXL	3510312R1	1667741C1	9510M	B	N/A	1667771C1	
TD94SZC	16	GY	TXL	3510312R1	1678137C1	9510B	A	N/A		
TD94SZC	16	GY	TXL	3510312R1	1667741C1	9510M	A	N/A	1667771C1	
TF94SH	16	GY	TXL	3510312R1	1678137C1	9510C	C	N/A		
TF94SH	16	GY	TXL	3510312R1	1667741C1	9510M	C	N/A	1667771C1	
TF94SVC	16	GY	TXL	3510312R1	1678137C1	9510C	B	N/A		
TF94SVC	16	GY	TXL	3510312R1	1667741C1	9510M	B	N/A	1667771C1	
TF94SZC	16	GY	TXL	3510312R1	1678137C1	9510C	A	N/A		
TF94SZC	16	GY	TXL	3510312R1	1667741C1	9510M	A	N/A	1667771C1	
TG41	16	TN	GXL	2643683R1	3522068C1	7751	A	N/A	1661874C1	
TG41	16	TN	GXL	2643683R1	3518183C1	7750	1	N/A	3518174C1	
TG41-G	16	TN	GXL	2643683R1	3522068C1	7751	B	N/A	1661874C1	
TG41-G	16	TN	GXL	2643683R1	3518183C1	7750	2	N/A	3518174C1	
TK94SH	16	GY	TXL	3510312R1	1678137C1	9510D	C	N/A		
TK94SH	16	GY	TXL	3510312R1	1667741C1	9510M	C	N/A	1667771C1	
TK94SVC	16	GY	TXL	3510312R1	1678137C1	9510D	B	N/A		
TK94SVC	16	GY	TXL	3510312R1	1667741C1	9510M	B	N/A	1667771C1	
TK94SZC	16	GY	TXL	3510312R1	1678137C1	9510D	A	N/A		
TK94SZC	16	GY	TXL	3510312R1	1667741C1	9510M	A	N/A	1667771C1	
TT14	4	RD	SGX	2644026R1	3517760C1	4411P	A	N/A		
TT14	4	RD	SGX	2644026R1	3517759C1	4411N	A	N/A		
TU12	14	LTBL	GXL	2643694R1	2039312C91	9729	F	N/A	2039342C1	
TU12	14	LTBL	GXL	2643694R1	1667733C1	9727	C	N/A	1667734C1	
TU56	16	YL	GXL	2643684R1	2039312C91	9729	B	N/A	2039342C1	
TU56	16	YL	GXL	2643684R1	1667732C1	9726	B	N/A	1667734C1	
TU57	16	LTGN	GXL	2643678R1	2039312C91	9729	C	N/A	2039342C1	
TU57	16	LTGN	GXL	2643678R1	1667732C1	9726	C	N/A	1667734C1	
TU58	14	BK	GXL	2643685R1	2039312C91	9729	D	N/A	2039342C1	
TU58	14	BK	GXL	2643685R1	1667732C1	9726	A	N/A	1667734C1	

Circuit Number	Gauge	Color	Insulation	Terminal Splice	Connector Body	Connector		Seal / Sleeve	Lock 1	Lock 2
				Number	Part Numbers	Number	Cavity			
TU68	14	BN	GXL	2643688R1	2039312C91	9729	A	N/A	2039342C1	
TU68	14	BN	GXL	2643688R1	1667733C1	9727	B	N/A	1667734C1	
TU71	16	OR	GXL	2643682R1	2039312C91	9729	E	N/A	2039342C1	
TU71	16	OR	GXL	2643682R1	1667733C1	9727	A	N/A	1667734C1	
TV10A	8	WH	GXL	2643789R1	3537133C1	9778F1	A	N/A		
TV10A	8	WH	GXL	2643789R1	3537133C1	9717F1	A	N/A		
TV56A	10	YL	GXL	2643802R1	1667733C1	9716M1	B	N/A	1667734C1	
TV56A	10	YL	GXL	2643802R1	1667732C1	9779F1	B	N/A	1667734C1	
TV57A	10	LTGN	GXL	2643776R1	1667733C1	9716M1	C	N/A	1667734C1	
TV57A	10	LTGN	GXL	2643776R1	1667732C1	9779F1	C	N/A	1667734C1	
TV58A	10	BK	GXL	2643773R1	1667733C1	9716M1	A	N/A	1667734C1	
TV58A	10	BK	GXL	2643773R1	1667732C1	9779F1	A	N/A	1667734C1	
TV68A	10	BN	GXL	2643779R1	1667733C1	9780M1	B	N/A	1667734C1	
TV68A	10	BN	GXL	2643779R1	1667732C1	9715F1	B	N/A	1667734C1	
TV70A	10	RD	GXL	2643698R1	1667733C1	9780M1	A	N/A	1667734C1	
TV70A	10	RD	GXL	2643698R1	1667732C1	9715F1	A	N/A	1667734C1	
TV94A	10	DKBL	GXL	2643816R1	1667733C1	9780M1	C	N/A	1667734C1	
TV94A	10	DKBL	GXL	2643816R1	1667732C1	9715F1	C	N/A	1667734C1	
TW10	8	WH	GXL	2643789R1	BLUNT_SL_V	9724A	A	N/A		
TW10	8	WH	GXL	2643789R1	3537133C1	9717F1	A	N/A		
TW56	10	YL	GXL	2643802R1	BLUNT_SL_V	9724A	C	N/A		
TW56	10	YL	GXL	2643802R1	1667733C1	9716M1	B	N/A	1667734C1	
TW57	10	LTGN	GXL	2643776R1	BLUNT_SL_V	9724A	D	N/A		
TW57	10	LTGN	GXL	2643776R1	1667733C1	9716M1	C	N/A	1667734C1	
TW58	10	BN	GXL	2643779R1	BLUNT_SL_V	9724A	B	N/A		
TW58	10	BN	GXL	2643779R1	1667733C1	9716M1	A	N/A	1667734C1	
TW68	10	BN	GXL	2643779R1	BLUNT_SL_V	9724A	F	N/A		
TW68	10	BN	GXL	2643779R1	1667732C1	9715F1	B	N/A	1667734C1	
TW70	10	RD	GXL	2643698R1	BLUNT_SL_V	9724A	E	N/A		
TW70	10	RD	GXL	2643698R1	1667732C1	9715F1	A	N/A	1667734C1	
TW94	10	GY	GXL	2643784R1	BLUNT_SL_V	9724A	G	N/A		
TW94	10	GY	GXL	2643784R1	1667732C1	9715F1	C	N/A	1667734C1	

Circuit Number	Gauge	Color	Insulation	Terminal Splice	Connector Body	Connector	Cavity	Seal / Sleeve	Lock 1	Lock 2
				Number	Part Numbers	Number				
TZ10A	8	WH	GXL	2643789R1	3537133C1	9778F1	A	N/A		
TZ10A	8	WH	GXL	2643789R1	3537133C1	9717F1	A	N/A		
TZ56A	10	YL	GXL	2643802R1	1667733C1	9716M1	B	N/A	1667734C1	
TZ56A	10	YL	GXL	2643802R1	1667732C1	9779F1	B	N/A	1667734C1	
TZ57A	10	LTGN	GXL	2643776R1	1667733C1	9716M1	C	N/A	1667734C1	
TZ57A	10	LTGN	GXL	2643776R1	1667732C1	9779F1	C	N/A	1667734C1	
TZ58A	10	BK	GXL	2643773R1	1667733C1	9716M1	A	N/A	1667734C1	
TZ58A	10	BK	GXL	2643773R1	1667732C1	9779F1	A	N/A	1667734C1	
TZ68A	10	BN	GXL	2643779R1	1667733C1	9780M1	B	N/A	1667734C1	
TZ68A	10	BN	GXL	2643779R1	1667732C1	9715F1	B	N/A	1667734C1	
TZ70A	10	RD	GXL	2643698R1	1667733C1	9780M1	A	N/A	1667734C1	
TZ70A	10	RD	GXL	2643698R1	1667732C1	9715F1	A	N/A	1667734C1	
TZ94A	10	DKBL	GXL	2643816R1	1667733C1	9780M1	C	N/A	1667734C1	
TZ94A	10	DKBL	GXL	2643816R1	1667732C1	9715F1	C	N/A	1667734C1	
UA72EB	10	LTGN	TXL	3510303R1	BLUNT_SL_V	9724A	H	N/A		
UA72EB	10	LTGN	TXL	3510303R1	1669834C1	9722	A	N/A	1675053C1	
UB10B	8	WH	GXL	2643789R1	3537133C1	9776F	A	N/A		
UB10B	8	WH	GXL	2643789R1	3537133C1	9714F	A	N/A		
UB94T	10	DKBL	GXL	2643816R1	2031522C1	9782M	A	N/A	2033927C1	
UB94T	10	DKBL	GXL	2643816R1	2031520C1	9782F	A	N/A	2033927C1	
UB94TA	12	YL	GXL	2643756R1	2031522C1	9782M	B	N/A	2033927C1	
UB94TA	12	YL	GXL	2643756R1	2031520C1	9782F	B	N/A	2033927C1	
UC32	18	TN	GXL	2643676R1	3558022C1	9800	6	N/A	3558056C1	
UC32	18	TN	GXL	2643676R1	3536864C1	9811	1	N/A		
UC9C	18	GY	GXL	2643673R1	3558022C1	9800	11	N/A	3558056C1	
UC9C	18	GY	GXL	2643673R1	3536864C1	9811	2	N/A		
UD94BD	16	BN	TXL	3510306R1	3678796C1	4952	1	N/A		
UD94BD	16	BN	TXL	3510306R1	3558022C1	9800	23	N/A	3558056C1	
UD94BE	16	YL	TXL	3510336R1	3678796C1	4952	2	N/A		
UD94BE	16	YL	TXL	3510336R1	3558022C1	9800	24	N/A	3558056C1	
UF94A	16	GY	GXL	2643680R1	3690369C1	9532M	7	N/A		
UF94A	16	GY	GXL	2643680R1	3539777C1	9501	1	N/A	3539784C1	

Circuit Number	Gauge	Color	Insulation	Terminal Splice	Connector Body	Connector		Seal / Sleeve	Lock 1	Lock 2
				Number	Part Numbers	Number	Cavity			
UF94B	16	GY	GXL	2643680R1	3690369C1	9532M	8	N/A		
UF94B	16	GY	GXL	2643680R1	3539777C1	9501	2	N/A	3539784C1	
UF94BP	16	BN	TXL	3510306R1	3558022C1	9800	19	N/A	3558056C1	
UF94BP	16	BN	TXL	3510306R1	1686834C1	9520	C	N/A	1664408C1	
UF94BQ	16	OR	GXL	2643682R1	3558022C1	9800	14	N/A	3558056C1	
UF94BQ	16	OR	GXL	2643682R1	3539777C1	9521	2	N/A	3539784C1	
UF94BR	16	GY	GXL	2643680R1	3558022C1	9800	13	N/A	3558056C1	
UF94BR	16	GY	GXL	2643680R1	3539777C1	9521	1	N/A	3539784C1	
UF94BS	16	VT	TXL	3510348R1	3558022C1	9800	20	N/A	3558056C1	
UF94BS	16	VT	TXL	3510348R1	1686834C1	9522	A	N/A	1664408C1	
UF94BT	16	LTGN	TXL	3510300R1	3558022C1	9800	21	N/A	3558056C1	
UF94BT	16	LTGN	TXL	3510300R1	1686834C1	9522	B	N/A	1664408C1	
UF94BU	16	LTBL	TXL	3510342R1	3558022C1	9800	22	N/A	3558056C1	
UF94BU	16	LTBL	TXL	3510342R1	1686834C1	9522	C	N/A	1664408C1	
UF94BV	16	YL	GXL	2643684R1	3558022C1	9800	16	N/A	3558056C1	
UF94BV	16	YL	GXL	2643684R1	3539777C1	9523	2	N/A	3539784C1	
UF94BW	16	DKBL	GXL	2643721R1	3558022C1	9800	15	N/A	3558056C1	
UF94BW	16	DKBL	GXL	2643721R1	3539777C1	9523	1	N/A	3539784C1	
UF94BY	16	RD	TXL	3510366R1	3558022C1	9800	18	N/A	3558056C1	
UF94BY	16	RD	TXL	3510366R1	1686834C1	9520	B	N/A	1664408C1	
UF94BZ	16	BK	TXL	3510294R1	3558022C1	9800	17	N/A	3558056C1	
UF94BZ	16	BK	TXL	3510294R1	1686834C1	9520	A	N/A	1664408C1	
UF94C	16	GY	GXL	2643680R1	3690369C1	9532M	9	N/A		
UF94C	16	GY	GXL	2643680R1	3539777C1	9503	1	N/A	3539784C1	
UF94D	16	GY	GXL	2643680R1	3690369C1	9532M	10	N/A		
UF94D	16	GY	GXL	2643680R1	3539777C1	9503	2	N/A	3539784C1	
UF94E	16	GY	GXL	2643680R1	3690369C1	9532M	3	N/A		
UF94E	16	GY	GXL	2643680R1	1686834C1	9502	A	N/A	1664408C1	
UF94F	16	GY	GXL	2643680R1	3690369C1	9532M	2	N/A		
UF94F	16	GY	GXL	2643680R1	1686834C1	9502	B	N/A	1664408C1	
UF94H	16	GY	GXL	2643680R1	3690369C1	9532M	1	N/A		
UF94H	16	GY	GXL	2643680R1	1686834C1	9502	C	N/A	1664408C1	

Circuit Number	Gauge	Color	Insulation	Terminal Splice	Connector Body	Connector		Seal / Sleeve	Lock 1	Lock 2
				Number	Part Numbers	Number	Cavity			
UF94J	16	GY	GXL	2643680R1	3690369C1	9532M	6	N/A		
UF94J	16	GY	GXL	2643680R1	1686834C1	9504	A	N/A	1664408C1	
UF94K	16	GY	GXL	2643680R1	3690369C1	9532M	4	N/A		
UF94K	16	GY	GXL	2643680R1	1686834C1	9504	B	N/A	1664408C1	
UF94L	16	GY	GXL	2643680R1	3690369C1	9532M	5	N/A		
UF94L	16	GY	GXL	2643680R1	1686834C1	9504	C	N/A	1664408C1	
UG94A	16	GY	GXL	2643680R1	3690369C1	9532M	7	N/A		
UG94A	16	GY	GXL	2643680R1	3539777C1	9549	1	N/A	3539784C1	
UG94B	16	GY	GXL	2643680R1	3690369C1	9532M	8	N/A		
UG94B	16	GY	GXL	2643680R1	3539777C1	9549	2	N/A	3539784C1	
UG94C	16	GY	GXL	2643680R1	3690369C1	9532M	1	N/A		
UG94C	16	GY	GXL	2643680R1	1686834C1	9548	C	N/A	1664408C1	
UG94D	16	GY	GXL	2643680R1	3690369C1	9532M	2	N/A		
UG94D	16	GY	GXL	2643680R1	1686834C1	9548	B	N/A	1664408C1	
UG94E	16	GY	GXL	2643680R1	3690369C1	9532M	3	N/A		
UG94E	16	GY	GXL	2643680R1	1686834C1	9548	A	N/A	1664408C1	
UG94F	16	GY	GXL	2643680R1	3690369C1	9532M	9	N/A		
UG94F	16	GY	GXL	2643680R1	3539777C1	9551	1	N/A	3539784C1	
UG94G	16	GY	GXL	2643680R1	3690369C1	9532M	10	N/A		
UG94G	16	GY	GXL	2643680R1	3539777C1	9551	2	N/A	3539784C1	
UG94H	16	GY	GXL	2643680R1	3690369C1	9532M	5	N/A		
UG94H	16	GY	GXL	2643680R1	1686834C1	9550	C	N/A	1664408C1	
UG94K	16	GY	GXL	2643680R1	3690369C1	9532M	4	N/A		
UG94K	16	GY	GXL	2643680R1	1686834C1	9550	B	N/A	1664408C1	
UG94L	16	GY	GXL	2643680R1	3690369C1	9532M	6	N/A		
UG94L	16	GY	GXL	2643680R1	1686834C1	9550	A	N/A	1664408C1	
UG94M	16	BK	TXL	3510294R1	3558022C1	9800	17	N/A	3558056C1	
UG94M	16	BK	TXL	3510294R1	1686834C1	9541	A	N/A	1664408C1	
UG94N	16	RD	TXL	3510366R1	3558022C1	9800	18	N/A	3558056C1	
UG94N	16	RD	TXL	3510366R1	1686834C1	9541	B	N/A	1664408C1	
UG94P	16	BN	TXL	3510306R1	3558022C1	9800	19	N/A	3558056C1	
UG94P	16	BN	TXL	3510306R1	1686834C1	9541	C	N/A	1664408C1	

Circuit Number	Gauge	Color	Insulation	Terminal Splice	Connector Body	Connector		Seal / Sleeve	Lock 1	Lock 2
				Number	Part Numbers	Number	Cavity			
UG94R	16	GY	GXL	2643680R1	3558022C1	9800	13	N/A	3558056C1	
UG94R	16	GY	GXL	2643680R1	3539777C1	9540	1	N/A	3539784C1	
UG94S	16	OR	GXL	2643682R1	3558022C1	9800	14	N/A	3558056C1	
UG94S	16	OR	GXL	2643682R1	3539777C1	9540	2	N/A	3539784C1	
UG94T	16	VT	TXL	3510348R1	3558022C1	9800	20	N/A	3558056C1	
UG94T	16	VT	TXL	3510348R1	1686834C1	9543	A	N/A	1664408C1	
UG94U	16	LTGN	TXL	3510300R1	3558022C1	9800	21	N/A	3558056C1	
UG94U	16	LTGN	TXL	3510300R1	1686834C1	9543	B	N/A	1664408C1	
UG94V	16	LTBL	TXL	3510342R1	3558022C1	9800	22	N/A	3558056C1	
UG94V	16	LTBL	TXL	3510342R1	1686834C1	9543	C	N/A	1664408C1	
UG94W	16	DKBL	GXL	2643721R1	3558022C1	9800	15	N/A	3558056C1	
UG94W	16	DKBL	GXL	2643721R1	3539777C1	9542	1	N/A	3539784C1	
UG94X	16	YL	GXL	2643684R1	3558022C1	9800	16	N/A	3558056C1	
UG94X	16	YL	GXL	2643684R1	3539777C1	9542	2	N/A	3539784C1	
UJ94G6M	14	GY	TXL	3510313R1	3919376C1	9519A	2	N/A		
UJ94G6M	14	GY	TXL	3510313R1	3558022C1	9800	21	N/A	3558056C1	
UJ94G7M	14	GY	TXL	3510313R1	3919376C1	9518A	2	N/A		
UJ94G7M	14	GY	TXL	3510313R1	3558022C1	9800	18	N/A	3558056C1	
UJ94WL	18	GY	TXL	3510311R1	6111844C1	9516A	1	N/A		
UJ94WL	18	GY	TXL	3510311R1	3558022C1	9800	13	N/A	3558056C1	
UJ94WM	18	GY	TXL	3510311R1	6111844C1	9516A	2	N/A		
UJ94WM	18	GY	TXL	3510311R1	3558022C1	9800	14	N/A	3558056C1	
UJ94WNM	14	GY	TXL	3510313R1	3919376C1	9518A	1	N/A		
UJ94WNM	14	GY	TXL	3510313R1	3558022C1	9800	17	N/A	3558056C1	
UJ94WRM	14	GY	TXL	3510313R1	3919376C1	9518A	3	N/A		
UJ94WRM	14	GY	TXL	3510313R1	3558022C1	9800	19	N/A	3558056C1	
UJ94WS	18	GY	TXL	3510311R1	6111844C1	9517A	1	N/A		
UJ94WS	18	GY	TXL	3510311R1	3558022C1	9800	15	N/A	3558056C1	
UJ94WT	18	GY	TXL	3510311R1	6111844C1	9517A	2	N/A		
UJ94WT	18	GY	TXL	3510311R1	3558022C1	9800	16	N/A	3558056C1	
UJ94WUM	14	GY	TXL	3510313R1	3919376C1	9519A	1	N/A		
UJ94WUM	14	GY	TXL	3510313R1	3558022C1	9800	20	N/A	3558056C1	

Circuit Number	Gauge	Color	Insulation	Terminal Splice	Connector Body	Connector		Seal / Sleeve	Lock 1	Lock 2
				Number	Part Numbers	Number	Cavity			
UJ94WWM	14	GY	TXL	3510313R1	3919376C1	9519A	3	N/A		
UJ94WWM	14	GY	TXL	3510313R1	3558022C1	9800	22	N/A	3558056C1	
UL94A	16	GY	GXL	2643680R1	3690369C1	9532M	7	N/A		
UL94A	16	GY	GXL	2643680R1	3539777C1	9559	1	N/A	3539784C1	
UL94B	16	GY	GXL	2643680R1	3690369C1	9532M	8	N/A		
UL94B	16	GY	GXL	2643680R1	3539777C1	9559	2	N/A	3539784C1	
UL94C	16	GY	GXL	2643680R1	3690369C1	9532M	1	N/A		
UL94C	16	GY	GXL	2643680R1	1686834C1	9558	C	N/A	1664408C1	
UL94D	16	GY	GXL	2643680R1	3690369C1	9532M	2	N/A		
UL94D	16	GY	GXL	2643680R1	1686834C1	9558	B	N/A	1664408C1	
UL94E	16	GY	GXL	2643680R1	3690369C1	9532M	3	N/A		
UL94E	16	GY	GXL	2643680R1	1686834C1	9558	A	N/A	1664408C1	
UL94F	16	GY	GXL	2643680R1	3690369C1	9532M	9	N/A		
UL94F	16	GY	GXL	2643680R1	3539777C1	9560	1	N/A	3539784C1	
UL94G	16	GY	GXL	2643680R1	3690369C1	9532M	10	N/A		
UL94G	16	GY	GXL	2643680R1	3539777C1	9560	2	N/A	3539784C1	
UL94H	16	GY	GXL	2643680R1	3690369C1	9532M	5	N/A		
UL94H	16	GY	GXL	2643680R1	1686834C1	9561	C	N/A	1664408C1	
UL94K	16	GY	GXL	2643680R1	3690369C1	9532M	4	N/A		
UL94K	16	GY	GXL	2643680R1	1686834C1	9561	B	N/A	1664408C1	
UL94L	16	GY	GXL	2643680R1	3690369C1	9532M	6	N/A		
UL94L	16	GY	GXL	2643680R1	1686834C1	9561	A	N/A	1664408C1	
UL94M	16	BK	TXL	3510294R1	3558022C1	9800	17	N/A	3558056C1	
UL94M	16	BK	TXL	3510294R1	1686834C1	9556	A	N/A	1664408C1	
UL94N	16	RD	TXL	3510366R1	3558022C1	9800	18	N/A	3558056C1	
UL94N	16	RD	TXL	3510366R1	1686834C1	9556	B	N/A	1664408C1	
UL94P	16	BN	TXL	3510306R1	3558022C1	9800	19	N/A	3558056C1	
UL94P	16	BN	TXL	3510306R1	1686834C1	9556	C	N/A	1664408C1	
UL94R	16	GY	GXL	2643680R1	3558022C1	9800	13	N/A	3558056C1	
UL94R	16	GY	GXL	2643680R1	3539777C1	9557	1	N/A	3539784C1	
UL94S	16	OR	GXL	2643682R1	3558022C1	9800	14	N/A	3558056C1	
UL94S	16	OR	GXL	2643682R1	3539777C1	9557	2	N/A	3539784C1	

Circuit Number	Gauge	Color	Insulation	Terminal Splice	Connector Body	Connector		Seal / Sleeve	Lock 1	Lock 2
				Number	Part Numbers	Number	Cavity			
UL94T	16	VT	TXL	3510348R1	3558022C1	9800	20	N/A	3558056C1	
UL94T	16	VT	TXL	3510348R1	1686834C1	9562	A	N/A	1664408C1	
UL94U	16	LTGN	TXL	3510300R1	3558022C1	9800	21	N/A	3558056C1	
UL94U	16	LTGN	TXL	3510300R1	1686834C1	9562	B	N/A	1664408C1	
UL94V	16	LTBL	TXL	3510342R1	3558022C1	9800	22	N/A	3558056C1	
UL94V	16	LTBL	TXL	3510342R1	1686834C1	9562	C	N/A	1664408C1	
UL94W	16	DKBL	GXL	2643721R1	3558022C1	9800	15	N/A	3558056C1	
UL94W	16	DKBL	GXL	2643721R1	3539777C1	9563	1	N/A	3539784C1	
UL94X	16	YL	GXL	2643684R1	3558022C1	9800	16	N/A	3558056C1	
UL94X	16	YL	GXL	2643684R1	3539777C1	9563	2	N/A	3539784C1	
UP94A	16	GY	GXL	2643680R1	3690369C1	9532M	7	N/A		
UP94A	16	GY	GXL	2643680R1	3539777C1	9549A	1	N/A	3539784C1	
UP94B	16	GY	GXL	2643680R1	3690369C1	9532M	8	N/A		
UP94B	16	GY	GXL	2643680R1	3539777C1	9549A	2	N/A	3539784C1	
UP94C	16	GY	GXL	2643680R1	3690369C1	9532M	1	N/A		
UP94C	16	GY	GXL	2643680R1	1686834C1	9548A	C	N/A	1664408C1	
UP94D	16	GY	GXL	2643680R1	3690369C1	9532M	2	N/A		
UP94D	16	GY	GXL	2643680R1	1686834C1	9548A	B	N/A	1664408C1	
UP94E	16	GY	GXL	2643680R1	3690369C1	9532M	3	N/A		
UP94E	16	GY	GXL	2643680R1	1686834C1	9548A	A	N/A	1664408C1	
UP94F	16	GY	GXL	2643680R1	3690369C1	9532M	9	N/A		
UP94F	16	GY	GXL	2643680R1	3539777C1	9551A	1	N/A	3539784C1	
UP94G	16	GY	GXL	2643680R1	3690369C1	9532M	10	N/A		
UP94G	16	GY	GXL	2643680R1	3539777C1	9551A	2	N/A	3539784C1	
UP94H	16	GY	GXL	2643680R1	3690369C1	9532M	5	N/A		
UP94H	16	GY	GXL	2643680R1	1686834C1	9550A	C	N/A	1664408C1	
UP94K	16	GY	GXL	2643680R1	3690369C1	9532M	4	N/A		
UP94K	16	GY	GXL	2643680R1	1686834C1	9550A	B	N/A	1664408C1	
UP94L	16	GY	GXL	2643680R1	3690369C1	9532M	6	N/A		
UP94L	16	GY	GXL	2643680R1	1686834C1	9550A	A	N/A	1664408C1	
UP94M	16	BK	TXL	3510294R1	3558022C1	9800	17	N/A	3558056C1	
UP94M	16	BK	TXL	3510294R1	1686834C1	9541A	A	N/A	1664408C1	

Circuit Number	Gauge	Color	Insulation	Terminal Splice	Connector Body	Connector		Seal / Sleeve	Lock 1	Lock 2
				Number	Part Numbers	Number	Cavity			
UP94N	16	RD	TXL	3510366R1	3558022C1	9800	18	N/A	3558056C1	
UP94N	16	RD	TXL	3510366R1	1686834C1	9541A	B	N/A	1664408C1	
UP94P	16	BN	TXL	3510306R1	3558022C1	9800	19	N/A	3558056C1	
UP94P	16	BN	TXL	3510306R1	1686834C1	9541A	C	N/A	1664408C1	
UP94R	16	GY	GXL	2643680R1	3558022C1	9800	13	N/A	3558056C1	
UP94R	16	GY	GXL	2643680R1	3539777C1	9540A	1	N/A	3539784C1	
UP94S	16	OR	GXL	2643682R1	3558022C1	9800	14	N/A	3558056C1	
UP94S	16	OR	GXL	2643682R1	3539777C1	9540A	2	N/A	3539784C1	
UP94T	16	VT	TXL	3510348R1	3558022C1	9800	20	N/A	3558056C1	
UP94T	16	VT	TXL	3510348R1	1686834C1	9543A	A	N/A	1664408C1	
UP94U	16	LTGN	TXL	3510300R1	3558022C1	9800	21	N/A	3558056C1	
UP94U	16	LTGN	TXL	3510300R1	1686834C1	9543A	B	N/A	1664408C1	
UP94V	16	LTBL	TXL	3510342R1	3558022C1	9800	22	N/A	3558056C1	
UP94V	16	LTBL	TXL	3510342R1	1686834C1	9543A	C	N/A	1664408C1	
UP94W	16	DKBL	GXL	2643721R1	3558022C1	9800	15	N/A	3558056C1	
UP94W	16	DKBL	GXL	2643721R1	3539777C1	9542A	1	N/A	3539784C1	
UP94X	16	YL	GXL	2643684R1	3558022C1	9800	16	N/A	3558056C1	
UP94X	16	YL	GXL	2643684R1	3539777C1	9542A	2	N/A	3539784C1	
US94C	16	GY	GXL	2643680R1	3690369C1	9532M	1	N/A		
US94C	16	GY	GXL	2643680R1	1686834C1	9548	C	N/A	1664408C1	
US94D	16	GY	GXL	2643680R1	3690369C1	9532M	2	N/A		
US94D	16	GY	GXL	2643680R1	1686834C1	9548	B	N/A	1664408C1	
US94E	16	GY	GXL	2643680R1	3690369C1	9532M	3	N/A		
US94E	16	GY	GXL	2643680R1	1686834C1	9548	A	N/A	1664408C1	
US94H	16	GY	GXL	2643680R1	3690369C1	9532M	5	N/A		
US94H	16	GY	GXL	2643680R1	1686834C1	9550B	C	N/A	1664408C1	
US94K	16	GY	GXL	2643680R1	3690369C1	9532M	4	N/A		
US94K	16	GY	GXL	2643680R1	1686834C1	9550B	B	N/A	1664408C1	
US94L	16	GY	GXL	2643680R1	3690369C1	9532M	6	N/A		
US94L	16	GY	GXL	2643680R1	1686834C1	9550B	A	N/A	1664408C1	
US94M	16	BK	TXL	3510294R1	3558022C1	9800	17	N/A	3558056C1	
US94M	16	BK	TXL	3510294R1	1686834C1	9541B	A	N/A	1664408C1	

Circuit Number	Gauge	Color	Insulation	Terminal Splice	Connector Body	Connector		Seal / Sleeve	Lock 1	Lock 2
				Number	Part Numbers	Number	Cavity			
US94N	16	RD	TXL	3510366R1	3558022C1	9800	18	N/A	3558056C1	
US94N	16	RD	TXL	3510366R1	1686834C1	9541B	B	N/A	1664408C1	
US94P	16	BN	TXL	3510306R1	3558022C1	9800	19	N/A	3558056C1	
US94P	16	BN	TXL	3510306R1	1686834C1	9541B	C	N/A	1664408C1	
US94R	16	GY	GXL	2643680R1	3558022C1	9800	13	N/A	3558056C1	
US94R	16	GY	GXL	2643680R1	3539777C1	9540B	1	N/A	3539784C1	
US94S	16	OR	GXL	2643682R1	3558022C1	9800	14	N/A	3558056C1	
US94S	16	OR	GXL	2643682R1	3539777C1	9540B	2	N/A	3539784C1	
UV94A	16	GY	GXL	2643680R1	3690369C1	9532M	7	N/A		
UV94A	16	GY	GXL	2643680R1	3539777C1	9549B	1	N/A	3539784C1	
UV94B	16	GY	GXL	2643680R1	3690369C1	9532M	8	N/A		
UV94B	16	GY	GXL	2643680R1	3539777C1	9549B	2	N/A	3539784C1	
UV94F	16	GY	GXL	2643680R1	3690369C1	9532M	9	N/A		
UV94F	16	GY	GXL	2643680R1	3539777C1	9551	1	N/A	3539784C1	
UV94G	16	GY	GXL	2643680R1	3690369C1	9532M	10	N/A		
UV94G	16	GY	GXL	2643680R1	3539777C1	9551	2	N/A	3539784C1	
UV94T	16	VT	TXL	3510348R1	3558022C1	9800	20	N/A	3558056C1	
UV94T	16	VT	TXL	3510348R1	1686834C1	9543C	A	N/A	1664408C1	
UV94U	16	LTGN	TXL	3510300R1	3558022C1	9800	21	N/A	3558056C1	
UV94U	16	LTGN	TXL	3510300R1	1686834C1	9543C	B	N/A	1664408C1	
UV94V	16	LTBL	TXL	3510342R1	3558022C1	9800	22	N/A	3558056C1	
UV94V	16	LTBL	TXL	3510342R1	1686834C1	9543C	C	N/A	1664408C1	
UV94W	16	DKBL	GXL	2643721R1	3558022C1	9800	15	N/A	3558056C1	
UV94W	16	DKBL	GXL	2643721R1	3539777C1	9542C	1	N/A	3539784C1	
UV94X	16	YL	GXL	2643684R1	3558022C1	9800	16	N/A	3558056C1	
UV94X	16	YL	GXL	2643684R1	3539777C1	9542C	2	N/A	3539784C1	
VB68BJ	16	BN	TXL	3510306R1	3626438C1	4962	2	N/A		
VB68BJ	16	BN	TXL	3510306R1	1686834C1	9720A	B	N/A	1664408C1	
VB70BJ	16	OR	TXL	3510318R1	3626438C1	4962	1	N/A		
VB70BJ	16	OR	TXL	3510318R1	1686834C1	9720A	A	N/A	1664408C1	
VD11-G	8	WH	GXL	2643789R1	3517817C1	9728	A	N/A		
VD11-G	8	WH	GXL	2643789R1		SS2	-	2644000R1		

Circuit Number	Gauge	Color	Insulation	Terminal Splice	Connector Body	Connector		Seal / Sleeve	Lock 1	Lock 2
				Number	Part Numbers	Number	Cavity			
VD11-GA	10	WH	TXL	3510363R1	2039312C91	9729	G	N/A	2039342C1	
VD11-GA	10	WH	TXL	3510363R1		SS2	-	2644000R1		
VE11-G	8	WH	GXL	2643789R1	3537133C1	9728F	A	N/A		
VE11-G	8	WH	GXL	2643789R1		SS3	-	2644000R1		
VE11-GA	10	WH	TXL	3510363R1	2039312C91	9729	G	N/A	2039342C1	
VE11-GA	10	WH	TXL	3510363R1		SS3	-	2644000R1		
[RE94M]	18	-	GXL	V-18-GXL	3558022C1	9800	13	N/A	3558056C1	
[RE94M]	18	-	GXL	V-18-GXL	PAS2(1	2)	9911	1		
[RE94N]	18	-	GXL	V-18-GXL	3558022C1	9800	14	N/A	3558056C1	
[RE94N]	18	-	GXL	V-18-GXL	PAS2(1	2)	9911	2		
[RE94P]	18	-	GXL	V-18-GXL	3558022C1	9800	15	N/A	3558056C1	
[RE94P]	18	-	GXL	V-18-GXL	PAS2(1	2)	9505	1		
[RE94R]	18	-	GXL	V-18-GXL	3558022C1	9800	16	N/A	3558056C1	
[RE94R]	18	-	GXL	V-18-GXL	PAS2(1	2)	9505	2		
[RV94G6]	18	-	GXL	V-18-GXL	3558022C1	9800	21	N/A	3558056C1	
[RV94G6]	18	-	GXL	V-18-GXL	PAS3(1	2)	9519	2		
[RV94G7]	18	-	GXL	V-18-GXL	3558022C1	9800	18	N/A	3558056C1	
[RV94G7]	18	-	GXL	V-18-GXL	PAS3(1	2)	9518	2		
[RV94WL]	18	-	GXL	V-18-GXL	3558022C1	9800	13	N/A	3558056C1	
[RV94WL]	18	-	GXL	V-18-GXL	PAS2(1	2)	9516	1		
[RV94WM]	18	-	GXL	V-18-GXL	3558022C1	9800	14	N/A	3558056C1	
[RV94WM]	18	-	GXL	V-18-GXL	PAS2(1	2)	9516	2		
[RV94WN]	18	-	GXL	V-18-GXL	3558022C1	9800	17	N/A	3558056C1	
[RV94WN]	18	-	GXL	V-18-GXL	PAS3(1	2)	9518	1		
[RV94WR]	18	-	GXL	V-18-GXL	3558022C1	9800	19	N/A	3558056C1	
[RV94WR]	18	-	GXL	V-18-GXL	PAS3(1	2)	9518	3		
[RV94WS]	18	-	GXL	V-18-GXL	3558022C1	9800	15	N/A	3558056C1	
[RV94WS]	18	-	GXL	V-18-GXL	PAS2(1	2)	9517	1		
[RV94WT]	18	-	GXL	V-18-GXL	3558022C1	9800	16	N/A	3558056C1	
[RV94WT]	18	-	GXL	V-18-GXL	PAS2(1	2)	9517	2		
[RV94WU]	18	-	GXL	V-18-GXL	3558022C1	9800	20	N/A	3558056C1	
[RV94WU]	18	-	GXL	V-18-GXL	PAS3(1	2)	9519	1		

Circuit Number	Gauge	Color	Insulation	Terminal Splice	Connector Body	Connector		Seal / Sleeve	Lock 1	Lock 2
				Number	Part Numbers	Number	Cavity			
[RV94WW]	18	-	GXL	V-18-GXL	3558022C1	9800	22	N/A	3558056C1	
[RV94WW]	18	-	GXL	V-18-GXL	PAS3(1	2)	9519	3		
[RW94WX]	18	-	GXL	V-18-GXL	PAS2(1	2)	4951	1		
[RW94WX]	18	-	GXL	V-18-GXL	3558022C1	9800	23	N/A	3558056C1	
[RW94WZ]	18	-	GXL	V-18-GXL	PAS2(1	2)	4951	2		
[RW94WZ]	18	-	GXL	V-18-GXL	3558022C1	9800	24	N/A	3558056C1	
[UH94A]	18	-	GXL	V-18-GXL	3690369C1	9533M	2	N/A		
[UH94A]	18	-	GXL	V-18-GXL	PAS3(1	2)	9544	3		
[UH94B]	18	-	GXL	V-18-GXL	3690369C1	9533M	1	N/A		
[UH94B]	18	-	GXL	V-18-GXL	PAS3(1	2)	9544	1		
[UH94C]	18	-	GXL	V-18-GXL	PAS3(1	2)	9546	3		
[UH94C]	18	-	GXL	V-18-GXL	3690369C1	9533M	4	N/A		
[UH94D]	18	-	GXL	V-18-GXL	PAS3(1	2)	9546	1		
[UH94D]	18	-	GXL	V-18-GXL	3690369C1	9533M	5	N/A		
[UH94E]	18	-	GXL	V-18-GXL	PAS2(1	2)	9545	1		
[UH94E]	18	-	GXL	V-18-GXL	3690369C1	9533M	7	N/A		
[UH94F]	18	-	GXL	V-18-GXL	PAS2(1	2)	9545	2		
[UH94F]	18	-	GXL	V-18-GXL	3690369C1	9533M	8	N/A		
[UH94G6]	18	-	GXL	V-18-GXL	3690369C1	9533M	3	N/A		
[UH94G6]	18	-	GXL	V-18-GXL	PAS3(1	2)	9544	2		
[UH94G7]	18	-	GXL	V-18-GXL	PAS3(1	2)	9546	2		
[UH94G7]	18	-	GXL	V-18-GXL	3690369C1	9533M	6	N/A		
[UH94G8]	18	-	GXL	V-18-GXL	3558022C1	9800	18	N/A	3558056C1	
[UH94G8]	18	-	GXL	V-18-GXL	PAS3(1	2)	9553	2		
[UH94G9]	18	-	GXL	V-18-GXL	3558022C1	9800	21	N/A	3558056C1	
[UH94G9]	18	-	GXL	V-18-GXL	PAS3(1	2)	9555	2		
[UH94H]	18	-	GXL	V-18-GXL	3690369C1	9533M	10	N/A		
[UH94H]	18	-	GXL	V-18-GXL	PAS2(1	2)	9547	2		
[UH94J]	18	-	GXL	V-18-GXL	3558022C1	9800	13	N/A	3558056C1	
[UH94J]	18	-	GXL	V-18-GXL	PAS2(1	2)	9552	1		
[UH94K]	18	-	GXL	V-18-GXL	3558022C1	9800	14	N/A	3558056C1	
[UH94K]	18	-	GXL	V-18-GXL	PAS2(1	2)	9552	2		

Circuit Number	Gauge	Color	Insulation	Terminal Splice	Connector Body	Connector		Seal / Sleeve	Lock 1	Lock 2
				Number	Part Numbers	Number	Cavity			
[UH94L]	18	-	GXL	V-18-GXL	3558022C1		9800	17	N/A	3558056C1
[UH94L]	18	-	GXL	V-18-GXL	PAS3(1	2)		9553	1	
[UH94M]	18	-	GXL	V-18-GXL	3558022C1		9800	19	N/A	3558056C1
[UH94M]	18	-	GXL	V-18-GXL	PAS3(1	2)		9553	3	
[UH94N]	18	-	GXL	V-18-GXL	3690369C1		9533M	9	N/A	
[UH94N]	18	-	GXL	V-18-GXL	PAS2(1	2)		9547	1	
[UH94P]	18	-	GXL	V-18-GXL	3558022C1		9800	20	N/A	3558056C1
[UH94P]	18	-	GXL	V-18-GXL	PAS3(1	2)		9555	1	
[UH94S]	18	-	GXL	V-18-GXL	3558022C1		9800	22	N/A	3558056C1
[UH94S]	18	-	GXL	V-18-GXL	PAS3(1	2)		9555	3	
[UH94T]	18	-	GXL	V-18-GXL	PAS2(1	2)		9554	1	
[UH94T]	18	-	GXL	V-18-GXL	3558022C1		9800	15	N/A	3558056C1
[UH94U]	18	-	GXL	V-18-GXL	PAS2(1	2)		9554	2	
[UH94U]	18	-	GXL	V-18-GXL	3558022C1		9800	16	N/A	3558056C1
[UM94A]	18	-	GXL	V-18-GXL	PAS3(1	2)		9564	3	
[UM94A]	18	-	GXL	V-18-GXL	3690369C1		9533M	2	N/A	
[UM94B]	18	-	GXL	V-18-GXL	PAS3(1	2)		9564	1	
[UM94B]	18	-	GXL	V-18-GXL	3690369C1		9533M	1	N/A	
[UM94C]	18	-	GXL	V-18-GXL	PAS3(1	2)		9570	3	
[UM94C]	18	-	GXL	V-18-GXL	3690369C1		9533M	4	N/A	
[UM94D]	18	-	GXL	V-18-GXL	PAS3(1	2)		9570	1	
[UM94D]	18	-	GXL	V-18-GXL	3690369C1		9533M	5	N/A	
[UM94E]	18	-	GXL	V-18-GXL	3690369C1		9533M	7	N/A	
[UM94E]	18	-	GXL	V-18-GXL	PAS2(1	2)		9565	1	
[UM94F]	18	-	GXL	V-18-GXL	3690369C1		9533M	8	N/A	
[UM94F]	18	-	GXL	V-18-GXL	PAS2(1	2)		9565	2	
[UM94G6]	18	-	GXL	V-18-GXL	PAS3(1	2)		9564	2	
[UM94G6]	18	-	GXL	V-18-GXL	3690369C1		9533M	3	N/A	
[UM94G7]	18	-	GXL	V-18-GXL	PAS3(1	2)		9570	2	
[UM94G7]	18	-	GXL	V-18-GXL	3690369C1		9533M	6	N/A	
[UM94G8]	18	-	GXL	V-18-GXL	3558022C1		9800	18	N/A	3558056C1
[UM94G8]	18	-	GXL	V-18-GXL	PAS3(1	2)		9566	2	

Circuit Number	Gauge	Color	Insulation	Terminal Splice	Connector Body	Connector		Seal / Sleeve	Lock 1	Lock 2
				Number	Part Numbers	Number	Cavity			
[UM94G9]	18	-	GXL	V-18-GXL	PAS3(1	2)	9569	2		
[UM94G9]	18	-	GXL	V-18-GXL	3558022C1		9800	21	N/A	3558056C1
[UM94H]	18	-	GXL	V-18-GXL	3690369C1		9533M	10	N/A	
[UM94H]	18	-	GXL	V-18-GXL	PAS2(1	2)		9571	2	
[UM94J]	18	-	GXL	V-18-GXL	PAS2(1	2)		9567	1	
[UM94J]	18	-	GXL	V-18-GXL	3558022C1		9800	13	N/A	3558056C1
[UM94K]	18	-	GXL	V-18-GXL	PAS2(1	2)		9567	2	
[UM94K]	18	-	GXL	V-18-GXL	3558022C1		9800	14	N/A	3558056C1
[UM94L]	18	-	GXL	V-18-GXL	3558022C1		9800	17	N/A	3558056C1
[UM94L]	18	-	GXL	V-18-GXL	PAS3(1	2)		9566	1	
[UM94M]	18	-	GXL	V-18-GXL	3558022C1		9800	19	N/A	3558056C1
[UM94M]	18	-	GXL	V-18-GXL	PAS3(1	2)		9566	3	
[UM94N]	18	-	GXL	V-18-GXL	3690369C1		9533M	9	N/A	
[UM94N]	18	-	GXL	V-18-GXL	PAS2(1	2)		9571	1	
[UM94P]	18	-	GXL	V-18-GXL	PAS3(1	2)		9569	1	
[UM94P]	18	-	GXL	V-18-GXL	3558022C1		9800	20	N/A	3558056C1
[UM94S]	18	-	GXL	V-18-GXL	PAS3(1	2)		9569	3	
[UM94S]	18	-	GXL	V-18-GXL	3558022C1		9800	22	N/A	3558056C1
[UM94T]	18	-	GXL	V-18-GXL	PAS2(1	2)		9568	1	
[UM94T]	18	-	GXL	V-18-GXL	3558022C1		9800	15	N/A	3558056C1
[UM94U]	18	-	GXL	V-18-GXL	PAS2(1	2)		9568	2	
[UM94U]	18	-	GXL	V-18-GXL	3558022C1		9800	16	N/A	3558056C1
AA95AA	20	TN	TXL	3510328R1	6114577C1		674	6	N/A	
AA95AA	20	TN	TXL	3510328R1	3945694C1		6000	57	SWS_N_REQ	3743662C1
AB6A	20	GY	TXL	3510310R1	3945694C1		6000	8	SWS_N_REQ	3743662C1
AB6A	20	GY	TXL	3510310R1		SS34		-	N/A	
AB6B	18	GY	TXL	3510311R1	3595620C1		1702	30	N/A	3598916C1
AB6B	18	GY	TXL	3510311R1		SS34		-	N/A	
AB6C	18	GY	TXL	3510311R1	3586750C1		7207F	8	N/A	3553460C1
AB6C	18	GY	TXL	3510311R1		SS34		-	N/A	
AB6D	18	TN	150	2645915R1	3573078C1		670A	5	SWS_N_REQ	
AB6D	18	TN	150	2645915R1		SS34		-	N/A	

Circuit Number	Gauge	Color	Insulation	Terminal Splice	Connector Body	Connector		Seal / Sleeve	Lock 1	Lock 2
				Number	Part Numbers	Number	Cavity			
AB6G	18	GY	TXL	3510311R1	1687789C1	6401M	A	3517771C1	1661376C1	
AB6G	18	GY	TXL	3510311R1		SS34	-	N/A		
AC23	20	TN	TXL	3510328R1	3945694C1	6000	78	SWS_N_REQ	3743662C1	
AC23	20	TN	TXL	3510328R1	3522068C1	600	A	3568570C1	1661874C1	
AC23-G	20	TN	TXL	3510328R1	3522068C1	600	B	3568570C1	1661874C1	
AC23-G	20	TN	TXL	3510328R1		SS44	-	N/A		
AC23-G1	20	TN	TXL	3510328R1	3945694C1	6000	57	SWS_N_REQ	3743662C1	
AC23-G1	20	TN	TXL	3510328R1		SS44	-	N/A		
AC95AB	20	TN	TXL	3510328R1	6114577C1	674	6	N/A		
AC95AB	20	TN	TXL	3510328R1		SS44	-	N/A		
AE26A	10	WH	TXL	3510363R1	6112506C1	4060	7	N/A		
AE26A	10	WH	TXL	3510363R1	1667732C1	500	C	1667735C1	1667734C1	
AE26B	18	TN	GXL	2643676R1	6112506C1	4060	6	N/A		
AE26B	18	TN	GXL	2643676R1		6335	1	2644038R1		
AF6A	20	GY	TXL	3510310R1	3945694C1	6000	8	SWS_N_REQ	3743662C1	
AF6A	20	GY	TXL	3510310R1		SS38	-	N/A		
AF6B	18	GY	TXL	3510311R1	3595620C1	1702	30	N/A	3598916C1	3598917C1
AF6B	18	GY	TXL	3510311R1		SS38	-	N/A		
AF6D	18	TN	150	2645915R1	3573078C1	670A	5	SWS_N_REQ		
AF6D	18	TN	150	2645915R1		SS38	-	N/A		
AF6G	18	GY	TXL	3510311R1	1687789C1	6401M	A	3517771C1	1661376C1	
AF6G	18	GY	TXL	3510311R1		SS38	-	N/A		
AH6A	20	GY	TXL	3510310R1	3945694C1	6000	8	SWS_N_REQ	3743662C1	
AH6A	20	GY	TXL	3510310R1		SS7	-	N/A		
AH6B	18	GY	TXL	3510311R1	3595620C1	1702	30	N/A	3598916C1	3598917C1
AH6B	18	GY	TXL	3510311R1		SS7	-	N/A		
AH6C	18	GY	TXL	3510311R1	3586750C1	7207F	7	N/A	3553460C1	
AH6C	18	GY	TXL	3510311R1		SS7	-	N/A		
AH6D	18	TN	150	2645915R1	3573078C1	670A	5	SWS_N_REQ		
AH6D	18	TN	150	2645915R1		SS7	-	N/A		
BA47	20	GY	TXL	3510310R1	3945694C1	6000	60	SWS_N_REQ	3743662C1	
BA47	20	GY	TXL	3510310R1	1661778C1	7703	A	3568570C1	1661874C1	

Circuit Number	Gauge	Color	Insulation	Terminal Splice	Connector Body	Connector		Seal / Sleeve	Lock 1	Lock 2
				Number	Part Numbers	Number	Cavity			
BA47A	20	GY	TXL	3510310R1	3945694C1	6000	59	SWS_N_REQ	3743662C1	
BA47A	20	GY	TXL	3510310R1	1661778C1	7703	B	3568570C1	1661874C1	
CA31B	18	TN	150	2645915R1	3595620C1	1702	13	N/A	3598916C1	3598917C1
CA31B	18	TN	150	2645915R1	3536864C1	7700M	1	3536867C1		
CA9T	18	GY	150	2645914R1	3543733C1	6747	M	3535424C1	3543732C1	
CA9T	18	GY	150	2645914R1	3536864C1	7700M	2	3536867C1		
FM28	18	TN	GXL	2643676R1	3522068C1	6703A	B	1661872C1	1661874C1	
FM28	18	TN	GXL	2643676R1	3595620C1	1702	12	N/A	3598916C1	3598917C1
FM9C	18	GY	GXL	2643673R1	3522068C1	6703A	A	1661872C1	1661874C1	
FM9C	18	GY	GXL	2643673R1	3543733C1	6747	M	3535424C1	3543732C1	
GA17	16	PK	GXL	2643752R1	3595620C1	1702	16	N/A	3598916C1	3598917C1
GA17	16	PK	GXL	2643752R1	2036583C1	6316M	B	N/A		
GA17D	16	PK	GXL	2643752R1		6305M	1	2644038R1		
GA17D	16	PK	GXL	2643752R1	2036583C1	6316M	A	N/A		
GB17A	16	PK	TXL	3510324R1		6306	1	2644038R1		
GB17A	16	PK	TXL	3510324R1	3595620C1	1702	16	N/A	3598916C1	3598917C1
JS1A	16	RD	TXL	3510366R1	3565207C1	1F	B	N/A		
JS1A	16	RD	TXL	3510366R1		7000	1	2644038R1		
JS1B	16	RD	TXL	3510366R1		7100	1	2644005R1		
JS1B	16	RD	TXL	3510366R1	3565207C1	1F	A	N/A		
JT1A	16	TN	GXL	2643683R1	3626435C1	7200	1	SWS_N_REQ		
JT1A	16	TN	GXL	2643683R1		7000	1	2644038R1		
KA10-G	10	WH	GXL	2643788R1		6305	1	2644005R1		
KA10-G	10	WH	GXL	2643788R1		SS49	-	2644000R1		
KA10-GA	16	WH	TXL	3510360R1	3945694C1	6000	49	SWS_N_REQ	3743662C1	
KA10-GA	16	WH	TXL	3510360R1		SS49	-	2644000R1		
KA10-GB	16	WH	TXL	3510360R1	3945694C1	6000	50	SWS_N_REQ	3743662C1	
KA10-GB	16	WH	TXL	3510360R1		SS49	-	2644000R1		
KA10-GC	16	WH	TXL	3510360R1	3945694C1	6000	51	SWS_N_REQ	3743662C1	
KA10-GC	16	WH	TXL	3510360R1		SS2	-	2644000R1		
KA10-GD	16	WH	TXL	3510360R1	3945694C1	6000	52	SWS_N_REQ	3743662C1	
KA10-GD	16	WH	TXL	3510360R1		SS2	-	2644000R1		

Circuit Number	Gauge	Color	Insulation	Terminal Splice	Connector Body	Connector		Seal / Sleeve	Lock 1	Lock 2
				Number	Part Numbers	Number	Cavity			
KA10-GE	16	WH	TXL	3510360R1	3945694C1	6000	73	SWS_N_REQ	3743662C1	
KA10-GE	16	WH	TXL	3510360R1		SS2	-	2644000R1		
KA10-GF	10	WH	GXL	2643788R1		SS2	-	2644000R1		
KA10-GF	10	WH	GXL	2643788R1		SS49	-	2644000R1		
KA13A	14	PK	GXL	2643691R1	1667639C1	6100	B	SWS_N_REQ		
KA13A	14	PK	GXL	2643691R1		SS32	-	2644000R1		
KA13B	18	PK	TXL	3510323R1	3945694C1	6000	5	SWS_N_REQ	3743662C1	
KA13B	18	PK	TXL	3510323R1		SS32	-	2644000R1		
KA146-G	16	GY	TXL	3510312R1	3595620C1	1702	2	N/A	3598916C1	3598917C1
KA146-G	16	GY	TXL	3510312R1	3543733C1	6747	J	3535424C1	3543732C1	
KA14A	10	RD	GXL	2643698R1	6113338C1	6566	1	6113347C1		
KA14A	10	RD	GXL	2643698R1		SS26	-	2644000R1		
KA14A1	16	RD	TXL	3510366R1	3945694C1	6000	28	SWS_N_REQ	3743662C1	
KA14A1	16	RD	TXL	3510366R1		SS26	-	2644000R1		
KA14A2	16	RD	TXL	3510366R1	3945694C1	6000	27	SWS_N_REQ	3743662C1	
KA14A2	16	RD	TXL	3510366R1		SS26	-	2644000R1		
KA14A3	16	RD	TXL	3510366R1	3945694C1	6000	26	SWS_N_REQ	3743662C1	
KA14A3	16	RD	TXL	3510366R1		SS24	-	2644000R1		
KA14A4	16	RD	TXL	3510366R1	3945694C1	6000	25	SWS_N_REQ	3743662C1	
KA14A4	16	RD	TXL	3510366R1		SS24	-	2644000R1		
KA14A5	16	RD	TXL	3510366R1	3945694C1	6000	1	SWS_N_REQ	3743662C1	
KA14A5	16	RD	TXL	3510366R1		SS24	-	2644000R1		
KA14A6	10	RD	GXL	2643698R1		SS26	-	2644000R1		
KA14A6	10	RD	GXL	2643698R1		SS24	-	2644000R1		
KA14AA	18	RD	TXL	3510365R1	3765646C92	690	E2	3517771C1		
KA14AA	18	RD	TXL	3510365R1		SS27	-	2644000R1		
KA14B	16	RD	TXL	3510366R1	3765646C92	690	E4	1652325C1		
KA14B	16	RD	TXL	3510366R1	6113341C1	6567	1	3509903C1		
KA14C	10	RD	TXL	3510369R1	3765646C92	690	E6	589390C1		
KA14C	10	RD	TXL	3510369R1		SS27	-	2644000R1		
KA14D	12	RD	TXL	3510368R1	6113341C1	6567	13	3509903C1		
KA14D	12	RD	TXL	3510368R1		SS27	-	2644000R1		

Circuit Number	Gauge	Color	Insulation	Terminal Splice	Connector Body	Connector		Seal / Sleeve	Lock 1	Lock 2
				Number	Part Numbers	Number	Cavity			
KA18	18	PK	TXL	3510323R1	3945694C1	6000	75	SWS_N_REQ	3743662C1	
KA18	18	PK	TXL	3510323R1		2000	1	2644038R1		
KA18R	18	PK	TXL	3510323R1	3945694C1	6000	76	SWS_N_REQ	3743662C1	
KA18R	18	PK	TXL	3510323R1		SS31	-	2644000R1		
KA18S	18	PK	TXL	3510323R1		2001	1	2644038R1		
KA18S	18	PK	TXL	3510323R1		SS31	-	2644000R1		
KA18T	18	PK	TXL	3510323R1	3595620C1	1702	40	N/A	3598916C1	3598917C1
KA18T	18	PK	TXL	3510323R1		SS31	-	2644000R1		
KA41	18	TN	TXL	3510329R1	6112506C1	4060	3	N/A		
KA41	18	TN	TXL	3510329R1		SS4	-	N/A		
KA41-G	18	TN	TXL	3510329R1	6112506C1	4060	8	N/A		
KA41-G	18	TN	TXL	3510329R1	3543733C1	6747	D	3535424C1	3543732C1	
KA41A	20	TN	TXL	3510328R1		SS4	-	N/A		
KA41A	20	TN	TXL	3510328R1	3945694C1	6000	65	SWS_N_REQ	3743662C1	
KA95GBA	18	BK	TXL	3510293R1	3765646C92	690	B1	3517771C1		
KA95GBA	18	BK	TXL	3510293R1		SS9	-	2644000R1		
KA95GBB	18	BK	TXL	3510293R1	3765646C92	690	B4	3517771C1		
KA95GBB	18	BK	TXL	3510293R1		SS9	-	2644000R1		
KA95GBC	16	TN	TXL	3510330R1		SS9	-	2644000R1		
KA95GBC	16	TN	TXL	3510330R1		SS11	-	2644000R1		
KA95GBD	18	BK	TXL	3510293R1	3765646C92	690	B7	3517771C1		
KA95GBD	18	BK	TXL	3510293R1		SS11	-	2644000R1		
KA95GBE	16	TN	TXL	3510330R1	3945694C1	6000	3	SWS_N_REQ	3743662C1	
KA95GBE	16	TN	TXL	3510330R1		SS11	-	2644000R1		
KA95H1	18	PK	TXL	3510323R1	3765646C92	690	A1	3517771C1		
KA95H1	18	PK	TXL	3510323R1		SS8	-	N/A		
KA95H2	18	PK	TXL	3510323R1	3765646C92	690	A3	3517771C1		
KA95H2	18	PK	TXL	3510323R1		SS8	-	N/A		
KA95H3	18	PK	TXL	3510323R1	3765646C92	690	A4	3517771C1		
KA95H3	18	PK	TXL	3510323R1		SS8	-	N/A		
KA95H4	18	PK	TXL	3510323R1	3765646C92	690	A6	3517771C1		
KA95H4	18	PK	TXL	3510323R1		SS8	-	N/A		

Circuit Number	Gauge	Color	Insulation	Terminal Splice	Connector Body	Connector		Seal / Sleeve	Lock 1	Lock 2
				Number	Part Numbers	Number	Cavity			
KA95H5	18	PK	TXL	3510323R1	3765646C92	690	A7	3517771C1		
KA95H5	18	PK	TXL	3510323R1		SS8	-	N/A		
KA95H6	18	PK	TXL	3510323R1	3765646C92	690	A9	3517771C1		
KA95H6	18	PK	TXL	3510323R1		SS8	-	N/A		
KA95H7	18	PK	TXL	3510323R1	3765646C92	690	E1	3517771C1		
KA95H7	18	PK	TXL	3510323R1		SS8	-	N/A		
KA95P	18	RD	TXL	3510365R1	3765646C92	690	A10	3517771C1		
KA95P	18	RD	TXL	3510365R1	3765646C92	690	E3	3517771C1		
KA95PA	10	PK	TXL	3510327R1	3765646C92	690	D10	589390C1		
KA95PA	10	PK	TXL	3510327R1		SS10	-	2644027R1		
KA95PB	10	PK	TXL	3510327R1	3765646C92	690	E5	589390C1		
KA95PB	10	PK	TXL	3510327R1		SS10	-	2644027R1		
KA95PC	10	PK	TXL	3510327R1	3765646C92	690	D12	589390C1		
KA95PC	10	PK	TXL	3510327R1		SS10	-	2644027R1		
KA95SB	20	TN	TXL	3510328R1	3945694C1	6000	79	SWS_N_REQ	3743662C1	
KA95SB	20	TN	TXL	3510328R1	3765646C92	690	A12	3517771C1		
KA95TB	18	GY	TXL	3510311R1	6114576C1	8500	5	SWS_N_REQ		
KA95TB	18	GY	TXL	3510311R1	3765646C92	690	E10	3517771C1		
KB9-G	20	GY	TXL	3510310R1	3945694C1	6000	62	SWS_N_REQ	3743662C1	
KB9-G	20	GY	TXL	3510310R1	3543733C1	6747	A	3535423C1	3543732C1	
KD10-G5	10	WH	TXL	3510363R1	1667732C1	500	A	1667735C1	1667734C1	
KD10-G5	10	WH	TXL	3510363R1	3551896C1	6704	A	589390C1	3540454C1	3551897C1
KE11-G1	16	WH	TXL	3510360R1	3543733C1	6747	E	3535424C1	3543732C1	
KE11-G1	16	WH	TXL	3510360R1		6304	1	2644038R1		
KF46C	20	GY	TXL	3510310R1	3586750C1	7207F	9	N/A	3553460C1	
KF46C	20	GY	TXL	3510310R1	3945694C1	6000	90	SWS_N_REQ	3743662C1	
KF97XH	20	PL	TXL	3510346R1	3586750C1	7207F	7	N/A	3553460C1	
KF97XH	20	PL	TXL	3510346R1	3945694C1	6000	83	SWS_N_REQ	3743662C1	
KG31	18	TN	TXL	3510329R1	3595620C1	1702	13	N/A	3598916C1	3598917C1
KG31	18	TN	TXL	3510329R1	3536864C1	7700L	1	3536867C1		
KG31R	18	GY	GXL	2643673R1	3536864C1	7700L	2	3536868C1		
KG31R	18	GY	GXL	2643673R1	3551896C1	6704	B	1652325C1	3540454C1	3551897C1

Circuit Number	Gauge	Color	Insulation	Terminal Splice	Connector Body	Connector		Seal / Sleeve	Lock 1	Lock 2
				Number	Part Numbers	Number	Cavity			
KH10-G	10	WH	TXL	3510363R1	3577412C1	7501	1	N/A	3577413C1	
KH10-G	10	WH	TXL	3510363R1		SS40	-	2644027R1		
KH10-GA	8	WH	GXL	2643789R1		4007	1	2644054R1		
KH10-GA	8	WH	GXL	2643789R1		SS40	-	2644027R1		
KH10-GE	14	WH	TXL	3510361R1	3599542C1	7105	36	N/A		
KH10-GE	14	WH	TXL	3510361R1		SS40	-	2644027R1		
KH11-G1	16	WH	TXL	3510360R1		SS40	-	2644027R1		
KH11-G1	16	WH	TXL	3510360R1	3543733C1	6747	E	3535424C1	3543732C1	
KH13A	14	PK	GXL	2643691R1	3599542C1	7105	35	N/A		
KH13A	14	PK	GXL	2643691R1	3595620C1	1702	8	N/A	3598916C1	3598917C1
KH14A	12	RD	TXL	3510368R1	6113341C1	6567	7	3575783C1		
KH14A	12	RD	TXL	3510368R1	3599542C1	7105	38	N/A		
KH14S	10	RD	GXL	2643698R1		SS46	-	2644000R1		
KH14S	10	RD	GXL	2643698R1	6113338C1	6566	3	6113347C1		
KH14SA	10	RD	TXL	3510369R1	3577412C1	7501	2	N/A	3577413C1	
KH14SA	10	RD	TXL	3510369R1		SS46	-	2644000R1		
KH17-GC	18	WH	TXL	3510359R1	3599542C1	7105	4	N/A		
KH17-GC	18	WH	TXL	3510359R1	3595620C1	1702	19	N/A	3598916C1	3598917C1
KH17B	18	PK	TXL	3510323R1	3599542C1	7105	32	N/A		
KH17B	18	PK	TXL	3510323R1	3595620C1	1702	20	N/A	3598916C1	3598917C1
KH17C	18	PK	TXL	3510323R1	3599542C1	7105	26	N/A		
KH17C	18	PK	TXL	3510323R1	3595620C1	1702	21	N/A	3598916C1	3598917C1
KH5TC(+)	18	YL	TXL	3572112R1	3599542C1	7105	28	N/A		
KH5TC(+)	18	YL	TXL	3572112R1	6112506C1	4060	1	N/A		
KH5TC(-)	18	GN	TXL	3572112R1	3599542C1	7105	27	N/A		
KH5TC(-)	18	GN	TXL	3572112R1	6112506C1	4060	2	N/A		
KH71	16	OR	TXL	3510318R1	1661778C1	7500W	A	1661872C1	1661874C1	
KH71	16	OR	TXL	3510318R1	3595620C1	1702	6	N/A	3598916C1	3598917C1
KH71A	16	OR	TXL	3510318R1	1661778C1	7500W	B	1661872C1	1661874C1	
KH71A	16	OR	TXL	3510318R1	3595620C1	1702	7	N/A	3598916C1	3598917C1
KH92ER	18	TN	TXL	3510329R1	3599542C1	7105	31	N/A		
KH92ER	18	TN	TXL	3510329R1	3595620C1	1702	31	N/A	3598916C1	3598917C1

Circuit Number	Gauge	Color	Insulation	Terminal Splice	Connector Body	Connector		Seal / Sleeve	Lock 1	Lock 2
				Number	Part Numbers	Number	Cavity			
KH92J	18	TN	TXL	3510329R1	3599542C1	7105	25	N/A		
KH92J	18	TN	TXL	3510329R1	3595620C1	1702	39	N/A	3598916C1	3598917C1
KJ31	18	TN	TXL	3510329R1	3536864C1	7700A	1	3536867C1		
KJ31	18	TN	TXL	3510329R1	3595620C1	1702	13	N/A	3598916C1	3598917C1
KJ31R	18	GY	GXL	2643673R1	3536864C1	7700A	2	3536868C1		
KJ31R	18	GY	GXL	2643673R1	3551896C1	6704	B	1652325C1	3540454C1	3551897C1
KK77	18	LTGN	TXL	3510299R1	3595620C1	1702	10	N/A	3598916C1	3598917C1
KK77	18	LTGN	TXL	3510299R1	1671610C1	6200	B	3517771C1	1671608C1	
KK77-G	18	LTGN	TXL	3510299R1	3543733C1	6747	F	3535424C1	3543732C1	
KK77-G	18	LTGN	TXL	3510299R1	1671610C1	6200	A	3517771C1	1671608C1	
KK77-ZV	18	LTGN	TXL	3510299R1	3543733C1	6747	L	3535424C1	3543732C1	
KK77-ZV	18	LTGN	TXL	3510299R1	1678137C1	6201	A	N/A		
KK77A	18	LTGN	TXL	3510299R1	3595620C1	1702	3	N/A	3598916C1	3598917C1
KK77A	18	LTGN	TXL	3510299R1	1678137C1	6201	B	N/A		
KK77B	18	LTGN	TXL	3510299R1	3595620C1	1702	4	N/A	3598916C1	3598917C1
KK77B	18	LTGN	TXL	3510299R1	1678137C1	6201	C	N/A		
KM47B	20	GY	TXL	3510310R1	3945694C1	6000	60	SWS_N_REQ	3743662C1	
KM47B	20	GY	TXL	3510310R1	3662425C1	7601	B	3756268C1	3662518C1	
KM47C	20	GY	TXL	3510310R1	3945694C1	6000	59	SWS_N_REQ	3743662C1	
KM47C	20	GY	TXL	3510310R1	3662425C1	7601	A	3756268C1	3662518C1	
KN14A	12	RD	TXL	3510368R1	6113341C1	6567	14	3509903C1		
KN14A	12	RD	TXL	3510368R1	1671610C1	9932M	A	589391C1	1671608C1	
KP6A	20	GY	TXL	3510310R1	3945694C1	6000	8	SWS_N_REQ	3743662C1	
KP6A	20	GY	TXL	3510310R1		SS28	-	N/A		
KP6B	18	GY	TXL	3510311R1	3595620C1	1702	30	N/A	3598916C1	3598917C1
KP6B	18	GY	TXL	3510311R1		SS28	-	N/A		
KP6C	18	GY	TXL	3510311R1	3586750C1	7207F	8	N/A	3553460C1	
KP6C	18	GY	TXL	3510311R1		SS28	-	N/A		
KP6D	18	TN	150	2645915R1	3573078C1	670A	5	SWS_N_REQ		
KP6D	18	TN	150	2645915R1		SS28	-	N/A		
KR46A	20	GY	TXL	3510310R1	3945694C1	6000	19	SWS_N_REQ	3743662C1	
KR46A	20	GY	TXL	3510310R1	3586750C1	7207F	2	N/A	3553460C1	

Circuit Number	Gauge	Color	Insulation	Terminal Splice	Connector Body	Connector		Seal / Sleeve	Lock 1	Lock 2
				Number	Part Numbers	Number	Cavity			
KR46B	20	GY	TXL	3510310R1	3945694C1	6000	12	SWS_N_REQ	3743662C1	
KR46B	20	GY	TXL	3510310R1	3586750C1	7207F	4	N/A	3553460C1	
KR97AR	20	PL	TXL	3510346R1	3945694C1	6000	30	SWS_N_REQ	3743662C1	
KR97AR	20	PL	TXL	3510346R1	3586750C1	7207F	5	N/A	3553460C1	
KR97XC	20	TN	TXL	3510328R1	3945694C1	6000	70	SWS_N_REQ	3743662C1	
KR97XC	20	TN	TXL	3510328R1	3586750C1	7207F	11	N/A	3553460C1	
KR97XG	20	GY	TXL	3510310R1	3945694C1	6000	66	SWS_N_REQ	3743662C1	
KR97XG	20	GY	TXL	3510310R1	3586750C1	7207F	6	N/A	3553460C1	
KR99A	20	PL	TXL	3510346R1	3945694C1	6000	63	SWS_N_REQ	3743662C1	
KR99A	20	PL	TXL	3510346R1	3586750C1	7207F	12	N/A	3553460C1	
KR99C	20	PL	TXL	3510346R1	3945694C1	6000	94	SWS_N_REQ	3743662C1	
KR99C	20	PL	TXL	3510346R1	3586750C1	7207F	1	N/A	3553460C1	
KR99F	20	PL	TXL	3510346R1	3945694C1	6000	67	SWS_N_REQ	3743662C1	
KR99F	20	PL	TXL	3510346R1	3586750C1	7207F	3	N/A	3553460C1	
KR9B	20	GY	TXL	3510310R1	3586750C1	7207F	10	N/A	3553460C1	
KR9B	20	GY	TXL	3510310R1	3543733C1	6747	G	3535423C1	3543732C1	
KS10-G6	10	WH	TXL	3510363R1	1667732C1	500	B	1667735C1	1667734C1	
KS10-G6	10	WH	TXL	3510363R1	3551896C1	6704B	A	589390C1	3540454C1	3551897C1
KT34	20	TN	TXL	3510328R1		SS71	-	N/A		
KT34	20	TN	TXL	3510328R1	3945694C1	6000	35	SWS_N_REQ	3743662C1	
KT34-G	18	TN	TXL	3510329R1	3662425C1	6401	B	3554318C1	3662518C1	
KT34-G	18	TN	TXL	3510329R1	3543733C1	6747	C	3535424C1	3543732C1	
KT34A	18	TN	TXL	3510329R1		SS71	-	N/A		
KT34A	18	TN	TXL	3510329R1	3662425C1	6401	A	3554318C1	3662518C1	
KT9	18	GY	150	2645914R1	3573078C1	670A	7	SWS_N_REQ		
KT9	18	GY	150	2645914R1		SS33	-	N/A		
KT9A	20	GY	TXL	3510310R1	3945694C1	6000	32	SWS_N_REQ	3743662C1	
KT9A	20	GY	TXL	3510310R1		SS33	-	N/A		
KV13	16	PK	TXL	3510324R1	3595620C1	1702	37	N/A	3598916C1	3598917C1
KV13	16	PK	TXL	3510324R1		SS41	-	2644000R1		
KV13C	14	PK	GXL	2643691R1	1667639C1	6100	A	SWS_N_REQ		
KV13C	14	PK	GXL	2643691R1		SS41	-	2644000R1		

Circuit Number	Gauge	Color	Insulation	Terminal Splice	Connector Body	Connector		Seal / Sleeve	Lock 1	Lock 2
				Number	Part Numbers	Number	Cavity			
KW5(+)	20	YL	193	3858761R1	3945694C1	6000	22	SWS_N_REQ	3743662C1	
KW5(+)	20	YL	193	3858761R1		SS3	-	N/A		
KW5(-)	20	GN	193	3858761R1	3945694C1	6000	46	SWS_N_REQ	3743662C1	
KW5(-)	20	GN	193	3858761R1		SS5	-	N/A		
KW5A(+)	18	YL	TXL	3572112R1	3595620C1	1702	11	N/A	3598916C1	3598917C1
KW5A(+)	18	YL	TXL	3572112R1		SS3	-	N/A		
KW5A(-)	18	GN	TXL	3572112R1	3595620C1	1702	17	N/A	3598916C1	3598917C1
KW5A(-)	18	GN	TXL	3572112R1		SS5	-	N/A		
KW5B(+)	18	YL	TXL	3572112R1	3683465C1	7801A	A	3535424C1	3683466C1	3573833C1
KW5B(+)	18	YL	TXL	3572112R1		SS3	-	N/A		
KW5B(-)	18	GN	TXL	3572112R1	3683465C1	7801A	B	3535424C1	3683466C1	3573833C1
KW5B(-)	18	GN	TXL	3572112R1		SS5	-	N/A		
KX5B(+)	18	YL	TXL	3572112R1	3683465C1	7801M	A	3535424C1	3683466C1	3573833C1
KX5B(+)	18	YL	TXL	3572112R1		SS37	-	2644000R1		
KX5B(-)	18	GN	TXL	3572112R1	3683465C1	7801M	B	3535424C1	3683466C1	3573833C1
KX5B(-)	18	GN	TXL	3572112R1		SS35	-	2644000R1		
KX5R(+)	18	YL	TXL	3572112R1	3595620C1	1702	11	N/A	3598916C1	3598917C1
KX5R(+)	18	YL	TXL	3572112R1		SS39	-	2644000R1		
KX5R(-)	18	GN	TXL	3572112R1	3595620C1	1702	17	N/A	3598916C1	3598917C1
KX5R(-)	18	GN	TXL	3572112R1		SS36	-	2644000R1		
KX5S(+)	20	YL	193	3858761R1	3945694C1	6000	22	SWS_N_REQ	3743662C1	
KX5S(+)	20	YL	193	3858761R1		SS39	-	2644000R1		
KX5S(-)	20	GN	193	3858761R1	3945694C1	6000	46	SWS_N_REQ	3743662C1	
KX5S(-)	20	GN	193	3858761R1		SS36	-	2644000R1		
KX5TA(+)	18	YL	TXL	3572112R1		SS37	-	2644000R1		
KX5TA(+)	18	YL	TXL	3572112R1		SS39	-	2644000R1		
KX5TA(-)	18	GN	TXL	3572112R1		SS35	-	2644000R1		
KX5TA(-)	18	GN	TXL	3572112R1		SS36	-	2644000R1		
KX5V(+)	18	YL	TXL	3572112R1	3599542C1	7105	3	N/A		
KX5V(+)	18	YL	TXL	3572112R1		SS37	-	2644000R1		
KX5V(-)	18	GN	TXL	3572112R1	3599542C1	7105	2	N/A		
KX5V(-)	18	GN	TXL	3572112R1		SS35	-	2644000R1		

Circuit Number	Gauge	Color	Insulation	Terminal Splice	Connector Body	Connector		Seal / Sleeve	Lock 1	Lock 2
				Number	Part Numbers	Number	Cavity			
KY46A	20	GY	TXL	3510310R1	3945694C1	6000	19	SWS_N_REQ	3743662C1	
KY46A	20	GY	TXL	3510310R1	3586750C1	7207F	2	N/A	3553460C1	
KY46B	20	GY	TXL	3510310R1	3945694C1	6000	12	SWS_N_REQ	3743662C1	
KY46B	20	GY	TXL	3510310R1	3586750C1	7207F	4	N/A	3553460C1	
KY97AR	20	PL	TXL	3510346R1	3945694C1	6000	30	SWS_N_REQ	3743662C1	
KY97AR	20	PL	TXL	3510346R1	3586750C1	7207F	5	N/A	3553460C1	
KY97XC	20	TN	TXL	3510328R1	3945694C1	6000	70	SWS_N_REQ	3743662C1	
KY97XC	20	TN	TXL	3510328R1	3586750C1	7207F	9	N/A	3553460C1	
KY97XG	20	GY	TXL	3510310R1	3945694C1	6000	66	SWS_N_REQ	3743662C1	
KY97XG	20	GY	TXL	3510310R1	3586750C1	7207F	3	N/A	3553460C1	
KY99A	20	PL	TXL	3510346R1	3945694C1	6000	63	SWS_N_REQ	3743662C1	
KY99A	20	PL	TXL	3510346R1	3586750C1	7207F	8	N/A	3553460C1	
KY99B	20	PL	TXL	3510346R1	3945694C1	6000	90	SWS_N_REQ	3743662C1	
KY99B	20	PL	TXL	3510346R1	3586750C1	7207F	10	N/A	3553460C1	
KY99C	20	PL	TXL	3510346R1	3945694C1	6000	94	SWS_N_REQ	3743662C1	
KY99C	20	PL	TXL	3510346R1	3586750C1	7207F	11	N/A	3553460C1	
KY99F	20	PL	TXL	3510346R1	3945694C1	6000	67	SWS_N_REQ	3743662C1	
KY99F	20	PL	TXL	3510346R1	3586750C1	7207F	12	N/A	3553460C1	
KY9B-G	20	GY	TXL	3510310R1	3586750C1	7207F	6	N/A	3553460C1	
KY9B-G	20	GY	TXL	3510310R1	3543733C1	6747	G	3535423C1	3543732C1	
KZ34	16	TN	GXL	2643683R1	1687789C1	6401M	B	1652325C1	1661376C1	
KZ34	16	TN	GXL	2643683R1	1671610C1	6401R	A	1652325C1	1671608C1	
KZ34A	20	TN	TXL	3510328R1	3945694C1	6000	35	SWS_N_REQ	3743662C1	
KZ34A	20	TN	TXL	3510328R1	1687789C1	6401M	C	3517771C1	1661376C1	
KZ34B	16	TN	GXL	2643683R1	1687789C1	6401M	E	1652325C1	1661376C1	
KZ34B	16	TN	GXL	2643683R1	1671610C1	6401R	B	1652325C1	1671608C1	
KZ9	18	GY	150	2645914R1	3573078C1	670A	7	SWS_N_REQ		
KZ9	18	GY	150	2645914R1		SS29	-	N/A		
KZ9A	20	GY	TXL	3510310R1	3945694C1	6000	32	SWS_N_REQ	3743662C1	
KZ9A	20	GY	TXL	3510310R1		SS29	-	N/A		
KZ9B	18	GY	TXL	3510311R1	1687789C1	6401M	D	3517771C1	1661376C1	
KZ9B	18	GY	TXL	3510311R1		SS29	-	N/A		

Circuit Number	Gauge	Color	Insulation	Terminal Splice	Connector Body	Connector		Seal / Sleeve	Lock 1	Lock 2
				Number	Part Numbers	Number	Cavity			
MA88	14	LTGN	GXL	2643687R1	BLUNT_SL_V	7800	A	SWS_N_REQ		
MA88	14	LTGN	GXL	2643687R1	3595620C1	1702	14	N/A	3598916C1	3598917C1
MJ71A	18	OR	150	2645921R1	3595620C1	1702	6	N/A	3598916C1	3598917C1
MJ71A	18	OR	150	2645921R1	1661778C1	7500M	A	3568570C1	1661874C1	
MJ71B	18	TN	150	2645915R1	3595620C1	1702	7	N/A	3598916C1	3598917C1
MJ71B	18	TN	150	2645915R1	1661778C1	7500M	B	3568570C1	1661874C1	
ML93	18	TN	GXL	2643676R1	3595620C1	1702	39	N/A	3598916C1	3598917C1
ML93	18	TN	GXL	2643676R1	1661198C1	7103M	A	N/A		
ML9TS	18	GY	TXL	3510311R1	3543733C1	6747	K	3535424C1	3543732C1	
ML9TS	18	GY	TXL	3510311R1	1661198C1	7103M	C	N/A		
PB48#139	18	OR	150	2645921R1	3610533C1	7603M	B	3554318C1	3610532C1	3662518C1
PB48#139	18	OR	150	2645921R1	3605713C1	7500	39	SWS_N_REQ	3606525C1	
PB48#159	18	TN	150	2645915R1	3610533C1	7603M	A	3554318C1	3610532C1	3662518C1
PB48#159	18	TN	150	2645915R1	3605713C1	7500	59	SWS_N_REQ	3606525C1	
PB92#180	18	OR	150	2645921R1	3605715C1	7250M	13	N/A	3606532C1	
PB92#180	18	OR	150	2645921R1	3605713C1	7500	80	SWS_N_REQ	3606525C1	
PB92A120	18	LTBL	150	2645922R1	3605715C1	7250M	14	N/A	3606532C1	
PB92A120	18	LTBL	150	2645922R1	3605713C1	7500	20	SWS_N_REQ	3606525C1	
PC5#106	18	YL	TXL	3572112R1	3605713C1	7500	6	SWS_N_REQ	3606525C1	
PC5#106	18	YL	TXL	3572112R1		SS84	-	2644000R1		
PC5#127	18	GN	TXL	3572112R1	3605713C1	7500	27	SWS_N_REQ	3606525C1	
PC5#127	18	GN	TXL	3572112R1		SS83	-	2644000R1		
PC5A(+)	18	YL	TXL	3572112R1	3683465C1	7801M	A	3535424C1	3683466C1	3573833C1
PC5A(+)	18	YL	TXL	3572112R1		SS84	-	2644000R1		
PC5A(-)	18	GN	TXL	3572112R1	3683465C1	7801M	B	3535424C1	3683466C1	3573833C1
PC5A(-)	18	GN	TXL	3572112R1		SS83	-	2644000R1		
PC5C(+)	18	YL	TXL	3572112R1		SS84	-	2644000R1		
PC5C(+)	18	YL	TXL	3572112R1		SS82	-	N/A		
PC5C(-)	18	GN	TXL	3572112R1		SS83	-	2644000R1		
PC5C(-)	18	GN	TXL	3572112R1		SS81	-	N/A		
PC5D(+)	20	YL	193	3858761R1	3945694C1	6000	22	SWS_N_REQ	3743662C1	
PC5D(+)	20	YL	193	3858761R1		SS82	-	N/A		

Circuit Number	Gauge	Color	Insulation	Terminal Splice	Connector Body	Connector		Seal / Sleeve	Lock 1	Lock 2
				Number	Part Numbers	Number	Cavity			
PC5D(-)	20	GN	193	3858761R1	3945694C1	6000	46	SWS_N_REQ	3743662C1	
PC5D(-)	20	GN	193	3858761R1		SS81	-	N/A		
PC5E(+)	18	YL	TXL	3572112R1	3595620C1	1702	11	N/A	3598916C1	3598917C1
PC5E(+)	18	YL	TXL	3572112R1		SS82	-	N/A		
PC5E(-)	18	GN	TXL	3572112R1	3595620C1	1702	17	N/A	3598916C1	3598917C1
PC5E(-)	18	GN	TXL	3572112R1		SS81	-	N/A		
PD48#139	18	OR	TXL	3510317R1	3610533C1	7603	B	3554318C1	3610532C1	3662518C1
PD48#139	18	OR	TXL	3510317R1	3605713C1	7500	39	SWS_N_REQ	3606525C1	
PD48#159	18	TN	TXL	3510329R1	3610533C1	7603	A	3554318C1	3610532C1	3662518C1
PD48#159	18	TN	TXL	3510329R1	3605713C1	7500	59	SWS_N_REQ	3606525C1	
PE92#120	18	DKBL	TXL	3510353R1	3610533C1	7615	B	3554318C1	3610532C1	3662518C1
PE92#120	18	DKBL	TXL	3510353R1	3605713C1	7500	20	SWS_N_REQ	3606525C1	
PE92#180	18	OR	TXL	3510317R1	3610533C1	7615	A	3554318C1	3610532C1	3662518C1
PE92#180	18	OR	TXL	3510317R1	3605713C1	7500	80	SWS_N_REQ	3606525C1	
PM14A	12	RD	TXL	3510368R1	6113341C1	6567	7	3509903C1		
PM14A	12	RD	TXL	3510368R1		SS61	-	2644000R1		
PM92#105	18	OR	TXL	3510317R1	3605713C1	7500	5	SWS_N_REQ	3606525C1	
PM92#105	18	OR	TXL	3510317R1	3525872C1	7205F	F	3568570C1	3525873C1	3525875C1
PM92#109	18	WH	TXL	3510359R1	3605713C1	7500	9	SWS_N_REQ	3606525C1	
PM92#109	18	WH	TXL	3510359R1	3551896C1	6704	D	3517771C1	3540454C1	3551897C1
PM92#110	18	RD	TXL	3510365R1	3605713C1	7500	10	SWS_N_REQ	3606525C1	
PM92#110	18	RD	TXL	3510365R1		SS61	-	2644000R1		
PM92#122	18	YL	TXL	3510335R1	3605713C1	7500	22	SWS_N_REQ	3606525C1	
PM92#122	18	YL	TXL	3510335R1	3525872C1	7205F	E	3568570C1	3525873C1	3525875C1
PM92#123	18	LTGN	TXL	3510299R1	3605713C1	7500	23	SWS_N_REQ	3606525C1	
PM92#123	18	LTGN	TXL	3510299R1	3525874C1	7206F	H	3568570C1		
PM92#130	18	YL	TXL	3510335R1	3605713C1	7500	30	SWS_N_REQ	3606525C1	
PM92#130	18	YL	TXL	3510335R1	3525874C1	7206F	G	3568570C1		
PM92#134	18	YL	TXL	3510335R1	3605713C1	7500	34	SWS_N_REQ	3606525C1	
PM92#134	18	YL	TXL	3510335R1	3595620C1	1702	19	N/A	3598916C1	3598917C1
PM92#143	18	LTBL	TXL	3510341R1	3605713C1	7500	43	SWS_N_REQ	3606525C1	
PM92#143	18	LTBL	TXL	3510341R1	3525874C1	7206F	D	3568570C1		

Circuit Number	Gauge	Color	Insulation	Terminal Splice	Connector Body	Connector		Seal / Sleeve	Lock 1	Lock 2
				Number	Part Numbers	Number	Cavity			
PM92#162	18	YL	TXL	3510335R1	3605713C1	7500	62	SWS_N_REQ	3606525C1	
PM92#162	18	YL	TXL	3510335R1	3525872C1	7205F	H	3568570C1	3525873C1	3525875C1
PM92#163	18	YL	TXL	3510335R1	3605713C1	7500	63	SWS_N_REQ	3606525C1	
PM92#163	18	YL	TXL	3510335R1	3595620C1	1702	8	N/A	3598916C1	3598917C1
PM92#164	18	LTBL	TXL	3510341R1	3605713C1	7500	64	SWS_N_REQ	3606525C1	
PM92#164	18	LTBL	TXL	3510341R1	3525872C1	7205F	G	3568570C1	3525873C1	3525875C1
PM92#165	18	TN	TXL	3510329R1	3605713C1	7500	65	SWS_N_REQ	3606525C1	
PM92#165	18	TN	TXL	3510329R1	3595620C1	1702	7	N/A	3598916C1	3598917C1
PM92#169	18	WH	TXL	3510359R1	3605713C1	7500	69	SWS_N_REQ	3606525C1	
PM92#169	18	WH	TXL	3510359R1	3551896C1	6704	E	3517771C1	3540454C1	3551897C1
PM92#170	18	RD	TXL	3510365R1	3605713C1	7500	70	SWS_N_REQ	3606525C1	
PM92#170	18	RD	TXL	3510365R1			SS61	-	2644000R1	
PN92#101	18	LTBL	TXL	3510341R1	3605713C1	7500	1	SWS_N_REQ	3606525C1	
PN92#101	18	LTBL	TXL	3510341R1	3525874C1	7206F	A	3568570C1		
PN92#103	18	YL	TXL	3510335R1	3605713C1	7500	3	SWS_N_REQ	3606525C1	
PN92#103	18	YL	TXL	3510335R1			SS59	-	2644000R1	
PN92B103	18	YL	TXL	3510335R1	3525872C1	7205F	A	3568570C1	3525873C1	3525875C1
PN92B103	18	YL	TXL	3510335R1			SS59	-	2644000R1	
PN92C103	18	YL	TXL	3510335R1	3525874C1	7206F	C	3568570C1		
PN92C103	18	YL	TXL	3510335R1			SS59	-	2644000R1	
PR92#101	18	LTBL	TXL	3510341R1	3605713C1	7500	1	SWS_N_REQ	3606525C1	
PR92#101	18	LTBL	TXL	3510341R1	3525874C1	7206F	A	3568570C1		
PR92#103	18	YL	TXL	3510335R1	3605713C1	7500	3	SWS_N_REQ	3606525C1	
PR92#103	18	YL	TXL	3510335R1			SS63	-	2644000R1	
PR92#115	18	WH	TXL	3510359R1	3868820C1	7213	A	3554318C1	3610532C1	
PR92#115	18	WH	TXL	3510359R1	3605713C1	7500	15	SWS_N_REQ	3606525C1	
PR92#119	18	LTBL	TXL	3510341R1	3868823C1	7212	A	3554318C1	3610532C1	
PR92#119	18	LTBL	TXL	3510341R1	3605713C1	7500	19	SWS_N_REQ	3606525C1	
PR92#124	18	WH	TXL	3510359R1	3605713C1	7500	24	SWS_N_REQ	3606525C1	
PR92#124	18	WH	TXL	3510359R1	3595620C1	1702	27	N/A	3598916C1	3598917C1
PR92#156	18	PK	TXL	3510323R1	3605713C1	7500	56	SWS_N_REQ	3606525C1	
PR92#156	18	PK	TXL	3510323R1	3595620C1	1702	31	N/A	3598916C1	3598917C1

Circuit Number	Gauge	Color	Insulation	Terminal Splice	Connector Body	Connector		Seal / Sleeve	Lock 1	Lock 2
				Number	Part Numbers	Number	Cavity			
PR92#161	18	OR	TXL	3510317R1	3605713C1	7500	61	SWS_N_REQ	3606525C1	
PR92#161	18	OR	TXL	3510317R1	3595620C1	1702	39	N/A	3598916C1	3598917C1
PR92#175	18	OR	TXL	3510317R1		SS86	-	2644000R1		
PR92#175	18	OR	TXL	3510317R1	3605713C1	7500	75	SWS_N_REQ	3606525C1	
PR92A112	18	PK	TXL	3510323R1	3605713C1	7500	12	SWS_N_REQ	3606525C1	
PR92A112	18	PK	TXL	3510323R1		SS87	-	2644000R1		
PR92A131	18	YL	TXL	3510335R1	3605713C1	7500	31	SWS_N_REQ	3606525C1	
PR92A131	18	YL	TXL	3510335R1		SS88	-	2644000R1		
PR92A158	18	LTGN	TXL	3510299R1	3605713C1	7500	58	SWS_N_REQ	3606525C1	
PR92A158	18	LTGN	TXL	3510299R1		SS89	-	2644000R1		
PR92A175	18	OR	GXL	2643675R1		SS86	-	2644000R1		
PR92A175	18	OR	GXL	2643675R1	3524377C1	7211	A	N/A		
PR92B103	18	YL	TXL	3510335R1	3525872C1	7205F	A	3568570C1	3525873C1	3525875C1
PR92B103	18	YL	TXL	3510335R1		SS63	-	2644000R1		
PR92B112	18	PK	TXL	3510323R1	3595620C1	1702	41	N/A	3598916C1	3598917C1
PR92B112	18	PK	TXL	3510323R1		SS87	-	2644000R1		
PR92B131	18	YL	150	2645910R1	3605715C1	7250M	11	N/A	3606532C1	
PR92B131	18	YL	150	2645910R1		SS88	-	2644000R1		
PR92B158	18	LTGN	150	2645920R1	3605715C1	7250M	19	N/A	3606532C1	
PR92B158	18	LTGN	150	2645920R1		SS89	-	2644000R1		
PR92C103	18	YL	TXL	3510335R1	3525874C1	7206F	C	3568570C1		
PR92C103	18	YL	TXL	3510335R1		SS63	-	2644000R1		
PR92C112	18	PK	150	2645918R1	3605715C1	7250M	16	N/A	3606532C1	
PR92C112	18	PK	150	2645918R1		SS87	-	2644000R1		
PR92C131	18	YL	TXL	3510335R1	3868823C1	7212	B	3554318C1	3610532C1	
PR92C131	18	YL	TXL	3510335R1		SS88	-	2644000R1		
PR92C158	18	LTGN	GXL	2643671R1	3524377C1	7211	B	N/A		
PR92C158	18	LTGN	GXL	2643671R1		SS89	-	2644000R1		
PR92D103	18	YL	TXL	3510335R1	3595620C1	1702	21	N/A	3598916C1	3598917C1
PR92D103	18	YL	TXL	3510335R1		SS63	-	2644000R1		
PR92D131	18	YL	TXL	3510335R1	3868820C1	7213	B	3554318C1	3610532C1	
PR92D131	18	YL	TXL	3510335R1		SS88	-	2644000R1		

Circuit Number	Gauge	Color	Insulation	Terminal Splice	Connector Body	Connector		Seal / Sleeve	Lock 1	Lock 2
				Number	Part Numbers	Number	Cavity			
PR92D158	18	LTGN	TXL	3510299R1	3595620C1	1702	26	N/A	3598916C1	3598917C1
PR92D158	18	LTGN	TXL	3510299R1		SS89	-	2644000R1		
PT92#131	18	YL	150	2645910R1	3605715C1	7250M	11	N/A	3606532C1	
PT92#131	18	YL	150	2645910R1	3605713C1	7500	31	SWS_N_REQ	3606525C1	
PT92#158	18	LTGN	150	2645920R1	3605715C1	7250M	19	N/A	3606532C1	
PT92#158	18	LTGN	150	2645920R1	3605713C1	7500	58	SWS_N_REQ	3606525C1	
PT92A112	18	PK	150	2645918R1	3605715C1	7250M	16	N/A	3606532C1	
PT92A112	18	PK	150	2645918R1	3605713C1	7500	12	SWS_N_REQ	3606525C1	
PW31#154	18	TN	150	2645915R1	3605715C1	7250M	18	N/A	3606532C1	
PW31#154	18	TN	150	2645915R1	3605713C1	7500	54	SWS_N_REQ	3606525C1	
PW47#125	18	GY	TXL	3510311R1	3605713C1	7500	25	SWS_N_REQ	3606525C1	
PW47#125	18	GY	TXL	3510311R1	3595620C1	1702	38	N/A	3598916C1	3598917C1
PW47#140	18	LTGN	TXL	3510299R1	3610533C1	7605M	B	3554318C1	3610532C1	3662518C1
PW47#140	18	LTGN	TXL	3510299R1	3605713C1	7500	40	SWS_N_REQ	3606525C1	
PW47#160	18	YL	TXL	3510335R1	3610533C1	7605M	A	3554318C1	3610532C1	3662518C1
PW47#160	18	YL	TXL	3510335R1	3605713C1	7500	60	SWS_N_REQ	3606525C1	
PW92#111	18	OR	150	2645921R1	3605715C1	7250M	1	N/A	3606532C1	
PW92#111	18	OR	150	2645921R1	3605713C1	7500	11	SWS_N_REQ	3606525C1	
PW92#116	18	LTBL	150	2645922R1	3605715C1	7250M	15	N/A	3606532C1	
PW92#116	18	LTBL	150	2645922R1	3605713C1	7500	16	SWS_N_REQ	3606525C1	
PW92#118	18	GY	150	2645914R1	3605715C1	7250M	17	N/A	3606532C1	
PW92#118	18	GY	150	2645914R1	3605713C1	7500	18	SWS_N_REQ	3606525C1	
PW92#133	18	YL	150	2645910R1	3605715C1	7250M	9	N/A	3606532C1	
PW92#133	18	YL	150	2645910R1	3605713C1	7500	33	SWS_N_REQ	3606525C1	
PW92#136	18	OR	150	2645921R1	3605715C1	7250M	4	N/A	3606532C1	
PW92#136	18	OR	150	2645921R1	3605713C1	7500	36	SWS_N_REQ	3606525C1	
PW92#137	18	WH	150	2645919R1	3605715C1	7250M	12	N/A	3606532C1	
PW92#137	18	WH	150	2645919R1	3605713C1	7500	37	SWS_N_REQ	3606525C1	
PW92#151	18	WH	150	2645919R1	3605715C1	7250M	10	N/A	3606532C1	
PW92#151	18	WH	150	2645919R1	3605713C1	7500	51	SWS_N_REQ	3606525C1	
PW92#152	18	LTGN	150	2645920R1	3605715C1	7250M	5	N/A	3606532C1	
PW92#152	18	LTGN	150	2645920R1	3605713C1	7500	52	SWS_N_REQ	3606525C1	

Circuit Number	Gauge	Color	Insulation	Terminal Splice	Connector Body	Connector		Seal / Sleeve	Lock 1	Lock 2
				Number	Part Numbers	Number	Cavity			
PW92#155	18	WH	150	2645919R1	3605715C1	7250M	2	N/A	3606532C1	
PW92#155	18	WH	150	2645919R1	3605713C1	7500	55	SWS_N_REQ	3606525C1	
PW92#171	18	YL	150	2645910R1	3605715C1	7250M	6	N/A	3606532C1	
PW92#171	18	YL	150	2645910R1	3605713C1	7500	71	SWS_N_REQ	3606525C1	
PW92#174	18	LTBL	150	2645922R1	3605715C1	7250M	8	N/A	3606532C1	
PW92#174	18	LTBL	150	2645922R1	3605713C1	7500	74	SWS_N_REQ	3606525C1	
PW92#176	18	YL	150	2645910R1	3605715C1	7250M	20	N/A	3606532C1	
PW92#176	18	YL	150	2645910R1	3605713C1	7500	76	SWS_N_REQ	3606525C1	
PW92#177	18	LTGN	150	2645920R1	3605715C1	7250M	3	N/A	3606532C1	
PW92#177	18	LTGN	150	2645920R1	3605713C1	7500	77	SWS_N_REQ	3606525C1	
PY92#145	18	OR	TXL	3510317R1	3605713C1	7500	45	SWS_N_REQ	3606525C1	
PY92#145	18	OR	TXL	3510317R1	3595620C1	1702	6	N/A	3598916C1	3598917C1
PY92A141	18	TN	TXL	3510329R1	3605713C1	7500	41	SWS_N_REQ	3606525C1	
PY92A141	18	TN	TXL	3510329R1	3595620C1	1702	20	N/A	3598916C1	3598917C1
RA14-G	12	WH	TXL	3510362R1	6112506C1	4060	5	N/A		
RA14-G	12	WH	TXL	3510362R1	3551896C1	6704	F	589391C1	3540454C1	3551897C1
RA14A	12	RD	TXL	3510368R1	6112506C1	4060	4	N/A		
RA14A	12	RD	TXL	3510368R1	1664531C1	9264M	A	589391C1	1675053C1	
RB14A	14	RD	TXL	3510367R1	3595620C1	1702	5	N/A	3598916C1	3598917C1
RB14A	14	RD	TXL	3510367R1	6113341C1	6567	10	3509903C1		
RL92#117	18	LTBL	TXL	3510341R1	3605713C1	7500	17	SWS_N_REQ	3606525C1	
RL92#117	18	LTBL	TXL	3510341R1	3525874C1	7206F	B	3568570C1		
RL92#142	18	WH	TXL	3510359R1	3605713C1	7500	42	SWS_N_REQ	3606525C1	
RL92#142	18	WH	TXL	3510359R1	3525874C1	7206F	E	3568570C1		
RL92#145	18	OR	TXL	3510317R1	3605713C1	7500	45	SWS_N_REQ	3606525C1	
RL92#145	18	OR	TXL	3510317R1	3525874C1	7206F	F	3568570C1		
RL92A141	18	TN	TXL	3510329R1	3605713C1	7500	41	SWS_N_REQ	3606525C1	
RL92A141	18	TN	TXL	3510329R1	3595620C1	1702	20	N/A	3598916C1	3598917C1
RM92A117	18	LTBL	TXL	3510341R1	3605713C1	7500	17	SWS_N_REQ	3606525C1	
RM92A117	18	LTBL	TXL	3510341R1		SS62	-	2644000R1		
RM92A142	18	WH	TXL	3510359R1	3605713C1	7500	42	SWS_N_REQ	3606525C1	
RM92A142	18	WH	TXL	3510359R1		SS62	-	2644000R1		

Circuit Number	Gauge	Color	Insulation	Terminal Splice	Connector Body	Connector		Seal / Sleeve	Lock 1	Lock 2
				Number	Part Numbers	Number	Cavity			
RM92DL	18	LTBL	TXL	3510341R1	3595620C1	1702	25	N/A	3598916C1	3598917C1
RM92DL	18	LTBL	TXL	3510341R1		SS62	-	2644000R1		
RN92#117	18	LTBL	TXL	3510341R1	3605713C1	7500	17	SWS_N_REQ	3606525C1	
RN92#117	18	LTBL	TXL	3510341R1	3595620C1	1702	25	N/A	3598916C1	3598917C1
RY14LSA	18	BK	GXL	2643670R1	BLUNT_SL_V		9724	B	N/A	
RY14LSA	18	BK	GXL	2643670R1	587570C91	9913B		A	1652325C1	
RY14LSB	18	RD	GXL	2643759R1	BLUNT_SL_V		9724	A	N/A	
RY14LSB	18	RD	GXL	2643759R1	587570C91	9913B		B	1652325C1	
RY14LSC	12	WH	GXL	2643787R1	3595620C1	1702	42	N/A	3598916C1	3598917C1
RY14LSC	12	WH	GXL	2643787R1	587570C91	9913B		C	589390C1	
SA48#139	18	OR	150	2645921R1	3627615C1	1503	1	N/A		
SA48#139	18	OR	150	2645921R1	3610533C1	7603M		B	3554318C1	3662518C1
SA48#159	18	TN	150	2645915R1	3627615C1	1503	9	N/A		
SA48#159	18	TN	150	2645915R1	3610533C1	7603M		A	3554318C1	3662518C1
SA92#180	18	OR	150	2645921R1	3627615C1	1503	11	N/A		
SA92#180	18	OR	150	2645921R1	3605715C1	7250M		13	N/A	3606532C1
SA92A120	18	LTBL	150	2645922R1	3627615C1	1503	3	N/A		
SA92A120	18	LTBL	150	2645922R1	3605715C1	7250M		14	N/A	3606532C1
SB5#106	18	YL	TXL	3572112R1	3627615C1	1503	12	N/A		
SB5#106	18	YL	TXL	3572112R1		SS92	-		2644000R1	
SB5#127	18	GN	TXL	3572112R1	3627615C1	1503	4	N/A		
SB5#127	18	GN	TXL	3572112R1		SS91	-		2644000R1	
SB5A(+)	18	YL	TXL	3572112R1	3595620C1	1702	11	N/A	3598916C1	3598917C1
SB5A(+)	18	YL	TXL	3572112R1		SS90	-		N/A	
SB5A(-)	18	GN	TXL	3572112R1	3595620C1	1702	17	N/A	3598916C1	3598917C1
SB5A(-)	18	GN	TXL	3572112R1		SS85	-		N/A	
SB5B(+)	20	YL	193	3858761R1	3945694C1	6000	22	SWS_N_REQ	3743662C1	
SB5B(+)	20	YL	193	3858761R1		SS90	-		N/A	
SB5B(-)	20	GN	193	3858761R1	3945694C1	6000	46	SWS_N_REQ	3743662C1	
SB5B(-)	20	GN	193	3858761R1		SS85	-		N/A	
SB5C(+)	18	YL	TXL	3572112R1	3683465C1	7801M		A	3535424C1	3683466C1
SB5C(+)	18	YL	TXL	3572112R1		SS92	-		2644000R1	

Circuit Number	Gauge	Color	Insulation	Terminal Splice	Connector Body	Connector		Seal / Sleeve	Lock 1	Lock 2
				Number	Part Numbers	Number	Cavity			
SB5C(-)	18	GN	TXL	3572112R1	3683465C1	7801M	B	3535424C1	3683466C1	3573833C1
SB5C(-)	18	GN	TXL	3572112R1		SS91	-	2644000R1		
SB5E(+)	18	YL	TXL	3572112R1		SS92	-	2644000R1		
SB5E(+)	18	YL	TXL	3572112R1		SS90	-	N/A		
SB5E(-)	18	GN	TXL	3572112R1		SS91	-	2644000R1		
SB5E(-)	18	GN	TXL	3572112R1		SS85	-	N/A		
SL48#139	18	OR	TXL	3510317R1	3610533C1	7603	B	3554318C1	3610532C1	3662518C1
SL48#139	18	OR	TXL	3510317R1	3627615C1	1503	1	N/A		
SL48#159	18	TN	TXL	3510329R1	3610533C1	7603	A	3554318C1	3610532C1	3662518C1
SL48#159	18	TN	TXL	3510329R1	3627615C1	1503	9	N/A		
SM14A	12	RD	TXL	3510368R1	6113341C1	6567	7	3509903C1		
SM14A	12	RD	TXL	3510368R1		SS66	-	2644000R1		
SM92#101	18	LTBL	TXL	3510341R1	3525874C1	7206F	A	3568570C1		
SM92#101	18	LTBL	TXL	3510341R1	2018589C1	1501	1	N/A		
SM92#105	18	OR	TXL	3510317R1	3525872C1	7205F	F	3568570C1	3525873C1	3525875C1
SM92#105	18	OR	TXL	3510317R1	2018589C1	1501	3	N/A		
SM92#109	18	WH	TXL	3510359R1	3551896C1	6704	D	3517771C1	3540454C1	3551897C1
SM92#109	18	WH	TXL	3510359R1	2018589C1	1501	4	N/A		
SM92#110	18	RD	TXL	3510365R1	2018589C1	1501	5	N/A		
SM92#110	18	RD	TXL	3510365R1		SS66	-	2644000R1		
SM92#122	18	YL	TXL	3510335R1	3525872C1	7205F	E	3568570C1	3525873C1	3525875C1
SM92#122	18	YL	TXL	3510335R1	2018589C1	1501	7	N/A		
SM92#123	18	LTGN	TXL	3510299R1	3525874C1	7206F	H	3568570C1		
SM92#123	18	LTGN	TXL	3510299R1	2018589C1	1501	8	N/A		
SM92#130	18	WH	TXL	3510359R1	3525874C1	7206F	G	3568570C1		
SM92#130	18	WH	TXL	3510359R1	2018589C1	1501	10	N/A		
SM92#134	18	YL	TXL	3510335R1	3595620C1	1702	19	N/A	3598916C1	3598917C1
SM92#134	18	YL	TXL	3510335R1	2018589C1	1501	11	N/A		
SM92#143	18	LTBL	TXL	3510341R1	3525874C1	7206F	D	3568570C1		
SM92#143	18	LTBL	TXL	3510341R1	2018589C1	1501	13	N/A		
SM92#162	18	YL	TXL	3510335R1	3525872C1	7205F	H	3568570C1	3525873C1	3525875C1
SM92#162	18	YL	TXL	3510335R1	2018589C1	1501	17	N/A		

Circuit Number	Gauge	Color	Insulation	Terminal Splice	Connector Body	Connector		Seal / Sleeve	Lock 1	Lock 2
				Number	Part Numbers	Number	Cavity			
SM92#163	18	YL	TXL	3510335R1	3595620C1	1702	8	N/A	3598916C1	3598917C1
SM92#163	18	YL	TXL	3510335R1	2018589C1	1501	18	N/A		
SM92#164	18	LTBL	TXL	3510341R1	3525872C1	7205F	G	3568570C1	3525873C1	3525875C1
SM92#164	18	LTBL	TXL	3510341R1	1661601C1	1502	1	N/A		
SM92#165	18	TN	TXL	3510329R1	3595620C1	1702	7	N/A	3598916C1	3598917C1
SM92#165	18	TN	TXL	3510329R1	1661601C1	1502	2	N/A		
SM92#169	18	WH	TXL	3510359R1	3551896C1	6704	E	3517771C1	3540454C1	3551897C1
SM92#169	18	WH	TXL	3510359R1	1661601C1	1502	3	N/A		
SM92#170	18	RD	TXL	3510365R1	1661601C1	1502	4	N/A		
SM92#170	18	RD	TXL	3510365R1		SS66	-	2644000R1		
SN92#103	18	YL	TXL	3510335R1	2018589C1	1501	2	N/A		
SN92#103	18	YL	TXL	3510335R1		SS60	-	2644000R1		
SN92B103	18	YL	TXL	3510335R1	3525872C1	7205F	A	3568570C1	3525873C1	3525875C1
SN92B103	18	YL	TXL	3510335R1		SS60	-	2644000R1		
SN92C103	18	YL	TXL	3510335R1	3525874C1	7206F	C	3568570C1		
SN92C103	18	YL	TXL	3510335R1		SS60	-	2644000R1		
SR92#103	18	YL	TXL	3510335R1	2018589C1	1501	2	N/A		
SR92#103	18	YL	TXL	3510335R1		SS52	-	2644000R1		
SR92#115	18	WH	TXL	3510359R1	3868820C1	7213	A	3554318C1	3610532C1	
SR92#115	18	WH	TXL	3510359R1	2018589C1	1501	9	N/A		
SR92#119	18	LTBL	TXL	3510341R1	3868823C1	7212	A	3554318C1	3610532C1	
SR92#119	18	LTBL	TXL	3510341R1	2018589C1	1501	15	N/A		
SR92#124	18	WH	TXL	3510359R1	3595620C1	1702	27	N/A	3598916C1	3598917C1
SR92#124	18	WH	TXL	3510359R1	2018589C1	1501	16	N/A		
SR92#156	18	PK	TXL	3510323R1	3627615C1	1503	14	N/A		
SR92#156	18	PK	TXL	3510323R1	3595620C1	1702	31	N/A	3598916C1	3598917C1
SR92#161	18	OR	TXL	3510317R1	3627615C1	1503	15	N/A		
SR92#161	18	OR	TXL	3510317R1	3595620C1	1702	39	N/A	3598916C1	3598917C1
SR92#175	18	OR	TXL	3510317R1		SS73	-	2644000R1		
SR92#175	18	OR	TXL	3510317R1	3627615C1	1503	16	N/A		
SR92A112	18	PK	TXL	3510323R1	1661601C1	1502	6	N/A		
SR92A112	18	PK	TXL	3510323R1		SS74	-	2644000R1		

Circuit Number	Gauge	Color	Insulation	Terminal Splice	Connector Body	Connector		Seal / Sleeve	Lock 1	Lock 2
				Number	Part Numbers	Number	Cavity			
SR92A131	18	PK	TXL	3510323R1	1661601C1	1502	9	N/A		
SR92A131	18	PK	TXL	3510323R1		SS75	-	2644000R1		
SR92A158	18	LTGN	TXL	3510299R1	1661601C1	1502	13	N/A		
SR92A158	18	LTGN	TXL	3510299R1		SS76	-	2644000R1		
SR92A175	18	OR	GXL	2643675R1		SS73	-	2644000R1		
SR92A175	18	OR	GXL	2643675R1	3524377C1	7211	A	N/A		
SR92B103	18	YL	TXL	3510335R1	3525872C1	7205F	A	3568570C1	3525873C1	3525875C1
SR92B103	18	YL	TXL	3510335R1		SS52	-	2644000R1		
SR92B112	18	PK	TXL	3510323R1	3595620C1	1702	41	N/A	3598916C1	3598917C1
SR92B112	18	PK	TXL	3510323R1		SS74	-	2644000R1		
SR92B131	18	YL	150	2645910R1	3605715C1	7250M	11	N/A	3606532C1	
SR92B131	18	YL	150	2645910R1		SS75	-	2644000R1		
SR92B158	18	LTGN	150	2645920R1	3605715C1	7250M	19	N/A	3606532C1	
SR92B158	18	LTGN	150	2645920R1		SS76	-	2644000R1		
SR92C103	18	YL	TXL	3510335R1	3525874C1	7206F	C	3568570C1		
SR92C103	18	YL	TXL	3510335R1		SS52	-	2644000R1		
SR92C112	18	PK	150	2645918R1	3605715C1	7250M	16	N/A	3606532C1	
SR92C112	18	PK	150	2645918R1		SS74	-	2644000R1		
SR92C131	18	YL	TXL	3510335R1	3868823C1	7212	B	3554318C1	3610532C1	
SR92C131	18	YL	TXL	3510335R1		SS75	-	2644000R1		
SR92C158	18	LTGN	GXL	2643671R1	3524377C1	7211	B	N/A		
SR92C158	18	LTGN	GXL	2643671R1		SS76	-	2644000R1		
SR92D103	18	YL	TXL	3510335R1	3595620C1	1702	21	N/A	3598916C1	3598917C1
SR92D103	18	YL	TXL	3510335R1		SS52	-	2644000R1		
SR92D131	18	YL	TXL	3510335R1	3868820C1	7213	B	3554318C1	3610532C1	
SR92D131	18	YL	TXL	3510335R1		SS75	-	2644000R1		
SR92D158	18	LTGN	TXL	3510299R1	3595620C1	1702	26	N/A	3598916C1	3598917C1
SR92D158	18	LTGN	TXL	3510299R1		SS76	-	2644000R1		
ST92#131	18	YL	150	2645910R1	3605715C1	7250M	11	N/A	3606532C1	
ST92#131	18	YL	150	2645910R1	1661601C1	1502	9	N/A		
ST92#158	18	LTGN	150	2645920R1	3605715C1	7250M	19	N/A	3606532C1	
ST92#158	18	LTGN	150	2645920R1	1661601C1	1502	13	N/A		

Circuit Number	Gauge	Color	Insulation	Terminal Splice	Connector Body	Connector		Seal / Sleeve	Lock 1	Lock 2
				Number	Part Numbers	Number	Cavity			
ST92A112	18	PK	150	2645918R1	3605715C1	7250M	16	N/A	3606532C1	
ST92A112	18	PK	150	2645918R1	1661601C1	1502	6	N/A		
SV92#120	18	LTBL	TXL	3510341R1	3610533C1	7615	B	3554318C1	3610532C1	3662518C1
SV92#120	18	LTBL	TXL	3510341R1	3627615C1	1503	3	N/A		
SV92#180	18	OR	TXL	3510317R1	3610533C1	7615	A	3554318C1	3610532C1	3662518C1
SV92#180	18	OR	TXL	3510317R1	3627615C1	1503	11	N/A		
SW31#154	18	TN	150	2645915R1	3605715C1	7250M	18	N/A	3606532C1	
SW31#154	18	TN	150	2645915R1	1661601C1	1502	17	N/A		
SW47#125	18	GY	TXL	3510311R1	3627615C1	1503	8	N/A		
SW47#125	18	GY	TXL	3510311R1	3595620C1	1702	38	N/A	3598916C1	3598917C1
SW47#140	18	LTGN	TXL	3510299R1	3627615C1	1503	2	N/A		
SW47#140	18	LTGN	TXL	3510299R1	3610533C1	7605M	B	3554318C1	3610532C1	3662518C1
SW47#160	18	YL	TXL	3510335R1	3627615C1	1503	10	N/A		
SW47#160	18	YL	TXL	3510335R1	3610533C1	7605M	A	3554318C1	3610532C1	3662518C1
SW92#111	18	OR	150	2645921R1	3605715C1	7250M	1	N/A	3606532C1	
SW92#111	18	OR	150	2645921R1	1661601C1	1502	5	N/A		
SW92#116	18	LTBL	150	2645922R1	3605715C1	7250M	15	N/A	3606532C1	
SW92#116	18	LTBL	150	2645922R1	1661601C1	1502	7	N/A		
SW92#118	18	GY	150	2645914R1	3627615C1	1503	18	N/A		
SW92#118	18	GY	150	2645914R1	3605715C1	7250M	17	N/A	3606532C1	
SW92#133	18	YL	150	2645910R1	3605715C1	7250M	9	N/A	3606532C1	
SW92#133	18	YL	150	2645910R1	1661601C1	1502	10	N/A		
SW92#136	18	OR	150	2645921R1	3605715C1	7250M	4	N/A	3606532C1	
SW92#136	18	OR	150	2645921R1	1661601C1	1502	11	N/A		
SW92#137	18	WH	150	2645919R1	3605715C1	7250M	12	N/A	3606532C1	
SW92#137	18	WH	150	2645919R1	1661601C1	1502	12	N/A		
SW92#151	18	WH	150	2645919R1	3605715C1	7250M	10	N/A	3606532C1	
SW92#151	18	WH	150	2645919R1	1661601C1	1502	15	N/A		
SW92#152	18	LTGN	150	2645920R1	3605715C1	7250M	5	N/A	3606532C1	
SW92#152	18	LTGN	150	2645920R1	1661601C1	1502	16	N/A		
SW92#155	18	WH	150	2645919R1	3627615C1	1503	5	N/A		
SW92#155	18	WH	150	2645919R1	3605715C1	7250M	2	N/A	3606532C1	

Circuit Number	Gauge	Color	Insulation	Terminal Splice	Connector Body	Connector		Seal / Sleeve	Lock 1	Lock 2	
				Number	Part Numbers	Number	Cavity				
SW92#171	18	YL	150	2645910R1	3605715C1	7250M	6	N/A	3606532C1		
SW92#171	18	YL	150	2645910R1	1661601C1		1502	14	N/A		
SW92#174	18	LTBL	150	2645922R1	3627615C1		1503	6	N/A		
SW92#174	18	LTBL	150	2645922R1	3605715C1	7250M		8	N/A	3606532C1	
SW92#176	18	YL	150	2645910R1	3627615C1		1503	7	N/A		
SW92#176	18	YL	150	2645910R1	3605715C1	7250M		20	N/A	3606532C1	
SW92#177	18	LTGN	150	2645920R1	3605715C1	7250M		3	N/A	3606532C1	
SW92#177	18	LTGN	150	2645920R1	1661601C1		1502	8	N/A		
SY92#145	18	OR	TXL	3510317R1	3595620C1		1702	6	N/A	3598916C1	3598917C1
SY92#145	18	OR	TXL	3510317R1	2018589C1		1501	14	N/A		
SY92A141	18	TN	TXL	3510329R1	3595620C1		1702	20	N/A	3598916C1	3598917C1
SY92A141	18	TN	TXL	3510329R1	2018589C1		1501	12	N/A		
TL92#117	18	LTBL	TXL	3510341R1	3525874C1	7206F		B	3568570C1		
TL92#117	18	LTBL	TXL	3510341R1	2018589C1		1501	6	N/A		
TL92#142	18	WH	TXL	3510359R1	3627615C1		1503	13	N/A		
TL92#142	18	WH	TXL	3510359R1	3525874C1	7206F		E	3568570C1		
TL92#145	18	OR	TXL	3510317R1	3525874C1	7206F		F	3568570C1		
TL92#145	18	OR	TXL	3510317R1	2018589C1		1501	14	N/A		
TL92A141	18	TN	TXL	3510329R1	3595620C1		1702	20	N/A	3598916C1	3598917C1
TL92A141	18	TN	TXL	3510329R1	2018589C1		1501	12	N/A		
TM92A117	18	LTBL	TXL	3510341R1	2018589C1		1501	6	N/A		
TM92A117	18	LTBL	TXL	3510341R1		SS64		-	2644000R1		
TM92A142	18	WH	TXL	3510359R1	3627615C1		1503	13	N/A		
TM92A142	18	WH	TXL	3510359R1		SS64		-	2644000R1		
TM92DL	18	LTBL	TXL	3510341R1	3595620C1		1702	25	N/A	3598916C1	3598917C1
TM92DL	18	LTBL	TXL	3510341R1		SS64		-	2644000R1		
TN92#117	18	LTBL	TXL	3510341R1	3595620C1		1702	25	N/A	3598916C1	3598917C1
TN92#117	18	LTBL	TXL	3510341R1	2018589C1		1501	6	N/A		
VA95	20	TN	TXL	3510328R1		SS20		-	N/A		
VA95	20	TN	TXL	3510328R1	3945694C1		6000	13	SWS_N_REQ	3743662C1	
VA95-G	18	WH	GXL	2643674R1	3854645C91		7112	2	N/A		
VA95-G	18	WH	GXL	2643674R1	3543733C1		6747	B	3535424C1	3543732C1	

Circuit Number	Gauge	Color	Insulation	Terminal Splice	Connector Body	Connector		Seal / Sleeve	Lock 1	Lock 2
				Number	Part Numbers	Number	Cavity			
VA95A	18	TN	GXL	2643676R1		SS20	-	N/A		
VA95A	18	TN	GXL	2643676R1	3854645C91	7112	1	N/A		
VG6A	20	PL	TXL	3510346R1	3945694C1	6000	8	SWS_N_REQ	3743662C1	
VG6A	20	PL	TXL	3510346R1		SS30	-	N/A		
VG6B	18	PL	TXL	3510347R1	3595620C1	1702	30	N/A	3598916C1	3598917C1
VG6B	18	PL	TXL	3510347R1		SS30	-	N/A		
VG6D	18	TN	150	2645915R1	3573078C1	670A	5	SWS_N_REQ		
VG6D	18	TN	150	2645915R1		SS30	-	N/A		
VJ10-G1	16	WH	GXL	2643681R1	3551896C1	6704B	B	1652325C1	3540454C1	3551897C1
VJ10-G1	16	WH	GXL	2643681R1	6114577C1	674	11	N/A		
VJ10-G2	14	WH	150	2645973R1	3551896C1	6704B	C	1652325C1	3540454C1	3551897C1
VJ10-G2	14	WH	150	2645973R1	3573078C1	670A	11	SWS_N_REQ		
VJ10-G3	16	WH	GXL	2643681R1	3551896C1	6704B	D	1652325C1	3540454C1	3551897C1
VJ10-G3	16	WH	GXL	2643681R1	3765646C92	690	B10	1652325C1		
VJ10-G4	16	WH	GXL	2643681R1	3551896C1	6704B	E	1652325C1	3540454C1	3551897C1
VJ10-G4	16	WH	GXL	2643681R1	6114577C1	674	10	N/A		
VJ10-G5	16	BK	TXL	3510294R1	3551896C1	6704B	F	1652325C1	3540454C1	3551897C1
VJ10-G5	16	BK	TXL	3510294R1	6114576C1	8500	13	SWS_N_REQ		
VJ13AA	18	PK	TXL	3510323R1	6114577C1	674	12	N/A		
VJ13AA	18	PK	TXL	3510323R1		SS21	-	2644000R1		
VJ13AB	18	RD	TXL	3510365R1	6114576C1	8500	6	SWS_N_REQ		
VJ13AB	18	RD	TXL	3510365R1		SS21	-	2644000R1		
VJ13R2	10	PK	TXL	3510327R1		SS22	-	2644000R1		
VJ13R2	10	PK	TXL	3510327R1		SS21	-	2644000R1		
VJ13RA	12	PK	150	4085639R1	3573078C1	670A	12	SWS_N_REQ		
VJ13RA	12	PK	150	4085639R1		SS22	-	2644000R1		
VJ5(+)	18	YL	193	2645917R1	6114577C1	674	13	N/A		
VJ5(+)	18	YL	193	2645917R1	3573078C1	670A	13	SWS_N_REQ		
VJ5(-)	18	GN	193	2645917R1	6114577C1	674	14	N/A		
VJ5(-)	18	GN	193	2645917R1	3573078C1	670A	14	SWS_N_REQ		
VJ95KD	10	TN	TXL	3510333R1	3765646C92	690	E12	589390C1		
VJ95KD	10	TN	TXL	3510333R1		SS21	-	2644000R1		

Circuit Number	Gauge	Color	Insulation	Terminal Splice	Connector Body	Connector		Seal / Sleeve	Lock 1	Lock 2
				Number	Part Numbers	Number	Cavity			
VJ97B	20	PL	TXL	3510346R1	3945694C1	6000	33	SWS_N_REQ	3743662C1	
VJ97B	20	PL	TXL	3510346R1	3595620C1	1702	23	N/A	3598916C1	3598917C1
VJ97C	20	PL	TXL	3510346R1	3945694C1	6000	9	SWS_N_REQ	3743662C1	
VJ97C	20	PL	TXL	3510346R1	3595620C1	1702	22	N/A	3598916C1	3598917C1
VJ97M	20	PL	TXL	3510346R1	3945694C1	6000	64	SWS_N_REQ	3743662C1	
VJ97M	20	PL	TXL	3510346R1	3595620C1	1702	33	N/A	3598916C1	3598917C1
VJ97N	20	PL	TXL	3510346R1	3945694C1	6000	61	SWS_N_REQ	3743662C1	
VJ97N	20	PL	TXL	3510346R1	3595620C1	1702	32	N/A	3598916C1	3598917C1
VJ99B	20	PL	TXL	3510346R1	3945694C1	6000	10	SWS_N_REQ	3743662C1	
VJ99B	20	PL	TXL	3510346R1	3595620C1	1702	28	N/A	3598916C1	3598917C1
VK5A(+)	18	YL	193	2645917R1	6114576C1	8500	2	SWS_N_REQ		
VK5A(+)	18	YL	193	2645917R1	3573078C1	670A	9	SWS_N_REQ		
VK5A(-)	18	GN	193	2645917R1	6114576C1	8500	9	SWS_N_REQ		
VK5A(-)	18	GN	193	2645917R1	3573078C1	670A	10	SWS_N_REQ		
VK95BA	20	TN	150	4073403R1	3945694C1	6000	41	SWS_N_REQ	3743662C1	
VK95BA	20	TN	150	4073403R1	3573078C1	670A	3	SWS_N_REQ		
VK95BC	20	TN	150	4073403R1	3945694C1	6000	42	SWS_N_REQ	3743662C1	
VK95BC	20	TN	150	4073403R1	3573078C1	670A	4	SWS_N_REQ		
VK95DVH	20	TN	150	4073403R1	3945694C1	6000	77	SWS_N_REQ	3743662C1	
VK95DVH	20	TN	150	4073403R1	3573078C1	670A	2	SWS_N_REQ		
VK95DVL	20	TN	150	4073403R1	3945694C1	6000	53	SWS_N_REQ	3743662C1	
VK95DVL	20	TN	150	4073403R1	3573078C1	670A	1	SWS_N_REQ		
VK95K	20	TN	150	4073403R1	3945694C1	6000	16	SWS_N_REQ	3743662C1	
VK95K	20	TN	150	4073403R1	3573078C1	670A	8	SWS_N_REQ		
VL95AC	20	TN	TXL	3510328R1	6114577C1	674	5	N/A		
VL95AC	20	TN	TXL	3510328R1	3945694C1	6000	82	SWS_N_REQ	3743662C1	
VL95AR1	18	TN	TXL	3510329R1	6114577C1	674	4	N/A		
VL95AR1	18	TN	TXL	3510329R1		SS25	-	2644000R1		
VL95AR2	18	RD	TXL	3510365R1	6114576C1	8500	8	SWS_N_REQ		
VL95AR2	18	RD	TXL	3510365R1		SS25	-	2644000R1		
VL95AR3	18	TN	TXL	3510329R1	3765646C92	690	B12	3517771C1		
VL95AR3	18	TN	TXL	3510329R1		SS25	-	2644000R1		

Circuit Number	Gauge	Color	Insulation	Terminal Splice	Connector Body	Connector		Seal / Sleeve	Lock 1	Lock 2
				Number	Part Numbers	Number	Cavity			
VL95AS1	18	TN	TXL	3510329R1	6114577C1	674	7	N/A		
VL95AS1	18	TN	TXL	3510329R1			SS15	-	N/A	
VL95AS2	20	TN	TXL	3510328R1	3945694C1	6000	39	SWS_N_REQ	3743662C1	
VL95AS2	20	TN	TXL	3510328R1			SS15	-	N/A	
VL95AS3	18	TN	TXL	3510329R1	3765646C92	690	B3	3517771C1		
VL95AS3	18	TN	TXL	3510329R1			SS15	-	N/A	
VL95AT1	18	TN	TXL	3510329R1	6114577C1	674	8	N/A		
VL95AT1	18	TN	TXL	3510329R1			SS13	-	N/A	
VL95AT2	20	TN	TXL	3510328R1	3945694C1	6000	38	SWS_N_REQ	3743662C1	
VL95AT2	20	TN	TXL	3510328R1			SS13	-	N/A	
VL95AT3	18	TN	TXL	3510329R1	3765646C92	690	B6	3517771C1		
VL95AT3	18	TN	TXL	3510329R1			SS13	-	N/A	
VL95AU1	18	TN	TXL	3510329R1	6114577C1	674	9	N/A		
VL95AU1	18	TN	TXL	3510329R1			SS12	-	N/A	
VL95AU2	20	TN	TXL	3510328R1	3945694C1	6000	40	SWS_N_REQ	3743662C1	
VL95AU2	20	TN	TXL	3510328R1			SS12	-	N/A	
VL95AU3	18	TN	TXL	3510329R1	3765646C92	690	B9	3517771C1		
VL95AU3	18	TN	TXL	3510329R1			SS12	-	N/A	
VL95E	20	TN	TXL	3510328R1	6114577C1	674	1	N/A		
VL95E	20	TN	TXL	3510328R1	3945694C1	6000	54	SWS_N_REQ	3743662C1	
VL95F	20	TN	TXL	3510328R1	6114577C1	674	2	N/A		
VL95F	20	TN	TXL	3510328R1	3945694C1	6000	6	SWS_N_REQ	3743662C1	
VL95H	18	TN	TXL	3510329R1	6114577C1	674	3	N/A		
VL95H	18	TN	TXL	3510329R1	6114576C1	8500	1	SWS_N_REQ		
VW46A	20	GY	TXL	3510310R1	3586750C1	7208F	2	N/A	3553460C1	
VW46A	20	GY	TXL	3510310R1	3945694C1	6000	19	SWS_N_REQ	3743662C1	
VW46B	20	GY	TXL	3510310R1	3586750C1	7208F	4	N/A	3553460C1	
VW46B	20	GY	TXL	3510310R1	3945694C1	6000	12	SWS_N_REQ	3743662C1	
VW97AR	20	PL	TXL	3510346R1	3586750C1	7208F	5	N/A	3553460C1	
VW97AR	20	PL	TXL	3510346R1	3945694C1	6000	30	SWS_N_REQ	3743662C1	
VW97XC	20	TN	TXL	3510328R1	3586750C1	7208F	11	N/A	3553460C1	
VW97XC	20	TN	TXL	3510328R1	3945694C1	6000	70	SWS_N_REQ	3743662C1	

Circuit Number	Gauge	Color	Insulation	Terminal Splice	Connector Body	Connector		Seal / Sleeve	Lock 1	Lock 2
				Number	Part Numbers	Number	Cavity			
VW97XG	20	GY	TXL	3510310R1	3586750C1	7208F	6	N/A	3553460C1	
VW97XG	20	GY	TXL	3510310R1	3945694C1	6000	66	SWS_N_REQ	3743662C1	
VW97XH	20	PL	TXL	3510346R1	3586750C1	7208F	7	N/A	3553460C1	
VW97XH	20	PL	TXL	3510346R1	3945694C1	6000	83	SWS_N_REQ	3743662C1	
VW99A	20	PL	TXL	3510346R1	3586750C1	7208F	12	N/A	3553460C1	
VW99A	20	PL	TXL	3510346R1	3945694C1	6000	63	SWS_N_REQ	3743662C1	
VW99B	20	GY	TXL	3510310R1	3586750C1	7208F	9	N/A	3553460C1	
VW99B	20	GY	TXL	3510310R1	3945694C1	6000	90	SWS_N_REQ	3743662C1	
VW99C	20	PL	TXL	3510346R1	3586750C1	7208F	1	N/A	3553460C1	
VW99C	20	PL	TXL	3510346R1	3945694C1	6000	94	SWS_N_REQ	3743662C1	
VW99F	20	PL	TXL	3510346R1	3586750C1	7208F	3	N/A	3553460C1	
VW99F	20	PL	TXL	3510346R1	3945694C1	6000	67	SWS_N_REQ	3743662C1	
VW9B-G	20	GY	TXL	3510310R1	3586750C1	7208F	10	N/A	3553460C1	
VW9B-G	20	GY	TXL	3510310R1	3543733C1	6747	G	3535423C1	3543732C1	
VX6A	20	GY	TXL	3510310R1		SS96	-	2644000R1		
VX6A	20	GY	TXL	3510310R1	3945694C1	6000	8	SWS_N_REQ	3743662C1	
VX6B	18	GY	TXL	3510311R1		SS96	-	2644000R1		
VX6B	18	GY	TXL	3510311R1	3595620C1	1702	30	N/A	3598916C1	3598917C1
VX6C	18	GY	TXL	3510311R1	3586750C1	7208F	8	N/A	3553460C1	
VX6C	18	GY	TXL	3510311R1		SS96	-	2644000R1		
VX6D	18	TN	150	2645915R1		SS96	-	2644000R1		
VX6D	18	TN	150	2645915R1	3573078C1	670A	5	SWS_N_REQ		
WA2	2	RD	SGX	3592739R1		1001	1	3812582R1		
WA2	2	RD	SGX	3592739R1		SS42	-	N/A		
WA2-FLA	10	RS	FUS	2643473R1		SS42	-	N/A		
WA2-FLA	10	RS	FUS	2643473R1		1201	1	2644054R1		
WA2-FLB	10	RS	FUS	2643473R1		SS42	-	N/A		
WA2-FLB	10	RS	FUS	2643473R1		1201	1	2644054R1		
WA2-G	2	WH	SGX	3592741R1		1000	1	3812582R1		
WA2-G	2	WH	SGX	3592741R1		1200	1	2644004R1		
WB2	1	RD	SGX	3592740R1		1011	1	2643308R1		
WB2	1	RD	SGX	3592740R1		SS17	-	N/A		

Circuit Number	Gauge	Color	Insulation	Terminal Splice	Connector Body	Connector		Seal / Sleeve	Lock 1	Lock 2
				Number	Part Numbers	Number	Cavity			
WB2-FLA	8	LTBL	FUS	3961608R1		SS17	-	N/A		
WB2-FLA	8	LTBL	FUS	3961608R1		1301	1	3812582R1		
WB2-FLB	8	LTBL	FUS	3961608R1		SS17	-	N/A		
WB2-FLB	8	LTBL	FUS	3961608R1		1301	1	3812582R1		
WB2-G	1	WH	SGX	3592742R1		1010	1	2643308R1		
WB2-G	1	WH	SGX	3592742R1		1300	1	2644002R1		
WF2	1	RD	SGX	3592740R1		1041	1	2643308R1		
WF2	1	RD	SGX	3592740R1		SS58	-	N/A		
WF2-FLA	8	LTBL	FUS	3961608R1		SS58	-	N/A		
WF2-FLA	8	LTBL	FUS	3961608R1		1301	1	3812582R1		
WF2-FLB	8	LTBL	FUS	3961608R1		SS58	-	N/A		
WF2-FLB	8	LTBL	FUS	3961608R1		1301	1	3812582R1		
WF2-G	1	WH	SGX	3592742R1		1040	1	3812582R1		
WF2-G	1	WH	SGX	3592742R1		1300	1	2644002R1		
WG2	1	RD	SGX	3592740R1		1051	1	2643308R1		
WG2	1	RD	SGX	3592740R1		SS14	-	N/A		
WG2-FLA	8	LTBL	FUS	3961608R1		SS14	-	N/A		
WG2-FLA	8	LTBL	FUS	3961608R1		1301	1	3812582R1		
WG2-FLB	8	LTBL	FUS	3961608R1		SS14	-	N/A		
WG2-FLB	8	LTBL	FUS	3961608R1		1301	1	3812582R1		
WG2-G	1	WH	SGX	3592742R1		1050	1	3812582R1		
WG2-G	1	WH	SGX	3592742R1		1300	1	2644002R1		
WK2	2	RD	SGX	3592739R1		1071	1	3812582R1		
WK2	2	RD	SGX	3592739R1		SS43	-	2644000R1		
WK2-FLA	10	RS	FUS	2643473R1		SS43	-	2644000R1		
WK2-FLA	10	RS	FUS	2643473R1		1201	1	2644054R1		
WK2-FLB	10	RS	FUS	2643473R1		SS43	-	2644000R1		
WK2-FLB	10	RS	FUS	2643473R1		1201	1	2644054R1		
WK2-G	2	WH	SGX	3592741R1		1070	1	3812582R1		
WK2-G	2	WH	SGX	3592741R1		1200	1	2644004R1		
WL2	0	RD	SGX	2645228R1		1081	1	3812583R1		
WL2	0	RD	SGX	2645228R1		SS57	-	N/A		

Circuit Number	Gauge	Color	Insulation	Terminal Splice	Connector Body	Connector		Seal / Sleeve	Lock 1	Lock 2
				Number	Part Numbers	Number	Cavity			
WL2-FLA	10	RS	FUS	2643473R1		1701	1	2644054R1		
WL2-FLA	10	RS	FUS	2643473R1		SS57	-	N/A		
WL2-FLB	10	RS	FUS	2643473R1		1701	1	2644054R1		
WL2-FLB	10	RS	FUS	2643473R1		SS57	-	N/A		
WL2-FLC	10	RS	FUS	2643473R1		1703	1	2644054R1		
WL2-FLC	10	RS	FUS	2643473R1		SS57	-	N/A		
WL2-FLD	10	RS	FUS	2643473R1		1703	1	2644054R1		
WL2-FLD	10	RS	FUS	2643473R1		SS57	-	N/A		
WL2-G	0	BK	SGX	2645227R1		1080	1	3812583R1		
WL2-G	0	BK	SGX	2645227R1		1700	1	2643308R1		
WX2	2	RD	SGX	3592739R1		1013	1	3812582R1		
WX2	2	RD	SGX	3592739R1		SS42	-	N/A		
WX2-FLA	10	RS	FUS	2643473R1		SS42	-	N/A		
WX2-FLA	10	RS	FUS	2643473R1		1201	1	2644054R1		
WX2-FLB	10	RS	FUS	2643473R1		SS42	-	N/A		
WX2-FLB	10	RS	FUS	2643473R1		1201	1	2644054R1		
WX2-G	2	WH	SGX	3592741R1		1073	1	3812582R1		
WX2-G	2	WH	SGX	3592741R1		1200	1	2644004R1		
YA41-GE	10	WH	TXL	3510363R1		SS93	-	2644000R1		
YA41-GE	10	WH	TXL	3510363R1	3551896C1	6704	A	589390C1	3540454C1	3551897C1
YA41-GF	10	WH	TXL	3510363R1		SS93	-	2644000R1		
YA41-GF	10	WH	TXL	3510363R1	3551896C1	6704B	A	589390C1	3540454C1	3551897C1
YA41-GH	4	WH	SGX	2644025R1		6704A	1	3812582R1		
YA41-GH	4	WH	SGX	2644025R1		SS93	-	2644000R1		
MA52	14	YL	GXL	2643693R1	3595624C1	1700	1	SWS_N_REQ		
MA52	14	YL	GXL	2643693R1	1661375C2	8001	A	589391C1	1661376C1	
MA52D	14	YL	GXL	2643693R1	3595624C1	1700	3	SWS_N_REQ		
MA52D	14	YL	GXL	2643693R1	1661375C2	8000	A	589391C1	1661376C1	
MA53	14	YL	GXL	2643693R1	3595624C1	1700	2	SWS_N_REQ		
MA53	14	YL	GXL	2643693R1	1661375C2	8001	C	589391C1	1661376C1	
MA53B	14	YL	GXL	2643693R1	3595624C1	1700	4	SWS_N_REQ		
MA53B	14	YL	GXL	2643693R1	1661375C2	8000	C	589391C1	1661376C1	

Circuit Number	Gauge	Color	Insulation	Terminal Splice	Connector Body	Connector		Seal / Sleeve	Lock 1	Lock 2
				Number	Part Numbers	Number	Cavity			
MA54B	14	BN	GXL	2643688R1	3595624C1	1700	5	SWS_N_REQ		
MA54B	14	BN	GXL	2643688R1		SES1	-	2644000R1		
MA54C	14	BN	GXL	2643688R1	1661375C2	8001	E	589391C1	1661376C1	
MA54C	14	BN	GXL	2643688R1		SES1	-	2644000R1		
MA54D	14	BN	GXL	2643688R1	1661375C2	8000	E	589391C1	1661376C1	
MA54D	14	BN	GXL	2643688R1		SES1	-	2644000R1		
MA56B	16	OR	TXL	3510318R1	3595624C1	1700	14	SWS_N_REQ		
MA56B	16	OR	TXL	3510318R1	1661375C2	8001	D	1652325C1	1661376C1	
MA57B	16	OR	TXL	3510318R1	3595624C1	1700	15	SWS_N_REQ		
MA57B	16	OR	TXL	3510318R1	1661375C2	8000	D	1652325C1	1661376C1	
MB52	14	YL	GXL	2643693R1	3595624C1	1700	1	SWS_N_REQ		
MB52	14	YL	GXL	2643693R1	1661375C2	8001	A	589391C1	1661376C1	
MB52D	14	YL	GXL	2643693R1	3595624C1	1700	3	SWS_N_REQ		
MB52D	14	YL	GXL	2643693R1	1661375C2	8000	A	589391C1	1661376C1	
MB53	14	YL	GXL	2643693R1	3595624C1	1700	2	SWS_N_REQ		
MB53	14	YL	GXL	2643693R1	1661375C2	8001	C	589391C1	1661376C1	
MB53B	14	YL	GXL	2643693R1	3595624C1	1700	4	SWS_N_REQ		
MB53B	14	YL	GXL	2643693R1	1661375C2	8000	C	589391C1	1661376C1	
MB54-GA	16	WH	GXL	2643681R1	3551896C1	8800	D	1652325C1	3540454C1	3551897C1
MB54-GA	16	WH	GXL	2643681R1	1661778C1	8150	B	1661872C1	1661874C1	
MB54-GB	16	WH	GXL	2643681R1	3551896C1	8800	E	1652325C1	3540454C1	3551897C1
MB54-GB	16	WH	GXL	2643681R1	1661778C1	8151	B	1661872C1	1661874C1	
MB54B	14	BN	GXL	2643688R1	3595624C1	1700	5	SWS_N_REQ		
MB54B	14	BN	GXL	2643688R1		SES2	-	2644000R1		
MB54C	14	BN	GXL	2643688R1	1661375C2	8001	E	589391C1	1661376C1	
MB54C	14	BN	GXL	2643688R1		SES2	-	2644000R1		
MB54D	14	BN	GXL	2643688R1	1661375C2	8000	E	589391C1	1661376C1	
MB54D	14	BN	GXL	2643688R1		SES2	-	2644000R1		
MB54H	16	BN	GXL	2643679R1	1661778C1	8150	A	1661872C1	1661874C1	
MB54H	16	BN	GXL	2643679R1		SES2	-	2644000R1		
MB54J	16	BN	GXL	2643679R1	1661778C1	8151	A	1661872C1	1661874C1	
MB54J	16	BN	GXL	2643679R1		SES2	-	2644000R1		

Circuit Number	Gauge	Color	Insulation	Terminal Splice	Connector Body	Connector		Seal / Sleeve	Lock 1	Lock 2
				Number	Part Numbers	Number	Cavity			
MB56B	16	OR	TXL	3510318R1	3595624C1	1700	14	SWS_N_REQ		
MB56B	16	OR	TXL	3510318R1	1661375C2	8001	D	1652325C1	1661376C1	
MB57B	16	OR	TXL	3510318R1	3595624C1	1700	15	SWS_N_REQ		
MB57B	16	OR	TXL	3510318R1	1661375C2	8000	D	1652325C1	1661376C1	
MC11-GE	14	WH	GXL	2643689R1	3551896C1	8800	D	589391C1	3540454C1	3551897C1
MC11-GE	14	WH	GXL	2643689R1	2039311C91	8102	B	589391C1	2039342C1	
MC52	14	YL	GXL	2643693R1	3595624C1	1700	1	SWS_N_REQ		
MC52	14	YL	GXL	2643693R1	1661375C2	8001	A	589391C1	1661376C1	
MC52B	14	YL	GXL	2643693R1	3595624C1	1700	10	SWS_N_REQ		
MC52B	14	YL	GXL	2643693R1		SS14	-	2644000R1		
MC52D	14	YL	GXL	2643693R1	3595624C1	1700	3	SWS_N_REQ		
MC52D	14	YL	GXL	2643693R1	1661375C2	8000	A	589391C1	1661376C1	
MC52E	14	YL	GXL	2643693R1	3595624C1	1700	11	SWS_N_REQ		
MC52E	14	YL	GXL	2643693R1		SS14	-	2644000R1		
MC53	14	YL	GXL	2643693R1	3595624C1	1700	2	SWS_N_REQ		
MC53	14	YL	GXL	2643693R1	1661375C2	8001	C	589391C1	1661376C1	
MC53B	14	YL	GXL	2643693R1	3595624C1	1700	4	SWS_N_REQ		
MC53B	14	YL	GXL	2643693R1	1661375C2	8000	C	589391C1	1661376C1	
MC53E	14	YL	GXL	2643693R1	3595624C1	1700	8	SWS_N_REQ		
MC53E	14	YL	GXL	2643693R1		SS15	-	2644000R1		
MC53F	14	YL	GXL	2643693R1	3595624C1	1700	9	SWS_N_REQ		
MC53F	14	YL	GXL	2643693R1		SS15	-	2644000R1		
MC54B	14	BN	GXL	2643688R1	3595624C1	1700	5	SWS_N_REQ		
MC54B	14	BN	GXL	2643688R1		SCS1	-	2644000R1		
MC54C	14	BN	GXL	2643688R1	1661375C2	8001	E	589391C1	1661376C1	
MC54C	14	BN	GXL	2643688R1		SCS1	-	2644000R1		
MC54D	14	BN	GXL	2643688R1	1661375C2	8000	E	589391C1	1661376C1	
MC54D	14	BN	GXL	2643688R1		SCS1	-	2644000R1		
MC54F	14	BN	GXL	2643688R1	2039311C91	8102	E	589391C1	2039342C1	
MC54F	14	BN	GXL	2643688R1		SCS1	-	2644000R1		
MC56B	16	OR	TXL	3510318R1	3595624C1	1700	14	SWS_N_REQ		
MC56B	16	OR	TXL	3510318R1		SS13	-	2644000R1		

Circuit Number	Gauge	Color	Insulation	Terminal Splice	Connector Body	Connector		Seal / Sleeve	Lock 1	Lock 2
				Number	Part Numbers	Number	Cavity			
MC56C	16	OR	GXL	2643682R1	1661375C2	8001	D	1652325C1	1661376C1	
MC56C	16	OR	GXL	2643682R1		SS13	-	2644000R1		
MC56D	16	OR	GXL	2643682R1	2039311C91	8102	D	1652325C1	2039342C1	
MC56D	16	OR	GXL	2643682R1		SS13	-	2644000R1		
MC57B	16	OR	TXL	3510318R1	3595624C1	1700	15	SWS_N_REQ		
MC57B	16	OR	TXL	3510318R1		SDS4	-	2644000R1		
MC57C	16	OR	GXL	2643682R1	1661375C2	8000	D	1652325C1	1661376C1	
MC57C	16	OR	GXL	2643682R1		SDS4	-	2644000R1		
MC57D	16	OR	GXL	2643682R1	2039311C91	8102	F	1652325C1	2039342C1	
MC57D	16	OR	GXL	2643682R1		SDS4	-	2644000R1		
MC64HI	14	YL	GXL	2643693R1	2039311C91	8102	A	589391C1	2039342C1	
MC64HI	14	YL	GXL	2643693R1		SS14	-	2644000R1		
MC64LO	14	YL	GXL	2643693R1	2039311C91	8102	C	589391C1	2039342C1	
MC64LO	14	YL	GXL	2643693R1		SS15	-	2644000R1		
MD64-GA	16	WH	GXL	2643681R1	3551896C1	8800	B	1652325C1	3540454C1	3551897C1
MD64-GA	16	WH	GXL	2643681R1	587567C91	8201	B	1652325C1		
MD64-GB	16	WH	TXL	3510360R1	3551896C1	8800	C	1652325C1	3540454C1	3551897C1
MD64-GB	16	WH	TXL	3510360R1	587567C91	8200	B	1652325C1		
MD64A	16	YL	GXL	2643684R1	3595624C1	1700	22	SWS_N_REQ		
MD64A	16	YL	GXL	2643684R1	587567C91	8201	A	1652325C1		
MD64B	16	YL	TXL	3510336R1	3595624C1	1700	23	SWS_N_REQ		
MD64B	16	YL	TXL	3510336R1	587567C91	8200	A	1652325C1		
ME94	18	GY	GXL	2643673R1	3595624C1	1700	27	SWS_N_REQ		
ME94	18	GY	GXL	2643673R1	1686834C1	8500	A	1652325C1	1664408C1	
ME94A	18	GY	GXL	2643673R1	3595624C1	1700	28	SWS_N_REQ		
ME94A	18	GY	GXL	2643673R1	1686834C1	8500	B	1652325C1	1664408C1	
ME94B	18	GY	GXL	2643673R1	3595624C1	1700	29	SWS_N_REQ		
ME94B	18	GY	GXL	2643673R1	1686834C1	8500	C	1652325C1	1664408C1	
ME94C	18	GY	GXL	2643673R1	3595624C1	1700	30	SWS_N_REQ		
ME94C	18	GY	GXL	2643673R1	3757487C1	8502A	1	N/A	3539784C1	
ME94D	18	GY	GXL	2643673R1	3595624C1	1700	31	SWS_N_REQ		
ME94D	18	GY	GXL	2643673R1	3757487C1	8502A	2	N/A	3539784C1	

Circuit Number	Gauge	Color	Insulation	Terminal Splice	Connector Body	Connector		Seal / Sleeve	Lock 1	Lock 2
				Number	Part Numbers	Number	Cavity			
ME94E	18	GY	GXL	2643673R1	3595624C1	1700	32	SWS_N_REQ		
ME94E	18	GY	GXL	2643673R1	3757487C1	8503A	1	N/A	3539784C1	
ME94F	18	GY	GXL	2643673R1	3595624C1	1700	33	SWS_N_REQ		
ME94F	18	GY	GXL	2643673R1	3757487C1	8503A	2	N/A	3539784C1	
ME94H	18	GY	GXL	2643673R1	3595624C1	1700	34	SWS_N_REQ		
ME94H	18	GY	GXL	2643673R1	1686834C1	8501	A	1652325C1	1664408C1	
ME94J	18	GY	GXL	2643673R1	3595624C1	1700	35	SWS_N_REQ		
ME94J	18	GY	GXL	2643673R1	1686834C1	8501	B	1652325C1	1664408C1	
ME94K	18	GY	GXL	2643673R1	3595624C1	1700	36	SWS_N_REQ		
ME94K	18	GY	GXL	2643673R1	1686834C1	8501	C	1652325C1	1664408C1	
MF94L(+)	18	GY	TXL	3510311R1	6111844C1	8502	1	6111843C1		
MF94L(+)	18	GY	TXL	3510311R1	3595624C1	1700	30	SWS_N_REQ		
MF94L(-)	18	GY	TXL	3510311R1	6111844C1	8502	2	6111843C1		
MF94L(-)	18	GY	TXL	3510311R1	3595624C1	1700	31	SWS_N_REQ		
MF94R(+)	18	GY	TXL	3510311R1	6111844C1	8503	1	6111843C1		
MF94R(+)	18	GY	TXL	3510311R1	3595624C1	1700	35	SWS_N_REQ		
MF94R(-)	18	GY	TXL	3510311R1	6111844C1	8503	2	6111843C1		
MF94R(-)	18	GY	TXL	3510311R1	3595624C1	1700	36	SWS_N_REQ		
MG103C	12	LTGN	TXL	3510302R1	3595624C1	1700	12	SWS_N_REQ		
MG103C	12	LTGN	TXL	3510302R1	3525613C1	4004	B	3541256C1		
MG103D	12	LTGN	GXL	2643753R1	3595624C1	1700	13	SWS_N_REQ		
MG103D	12	LTGN	GXL	2643753R1	BLUNT_SL_V	4069	A	SWS_N_REQ		
MG14L	10	RD	GXL	2643698R1		4007A	1	2644005R1		
MG14L	10	RD	GXL	2643698R1	3525613C1	4004	A	3515525C1		
MH94AA	14	GY	TXL	3510313R1	3919376C1	8508A	2	3601687C1		
MH94AA	14	GY	TXL	3510313R1	3595624C1	1700	28	SWS_N_REQ		
MH94AB	14	GY	TXL	3510313R1	3919376C1	8508A	3	3601687C1		
MH94AB	14	GY	TXL	3510313R1	3595624C1	1700	27	SWS_N_REQ		
MH94AC	18	GY	TXL	3510311R1	6111844C1	8506A	1	6111843C1		
MH94AC	18	GY	TXL	3510311R1	3595624C1	1700	30	SWS_N_REQ		
MH94AD	18	GY	TXL	3510311R1	6111844C1	8506A	2	6111843C1		
MH94AD	18	GY	TXL	3510311R1	3595624C1	1700	31	SWS_N_REQ		

Circuit Number	Gauge	Color	Insulation	Terminal Splice	Connector Body	Connector		Seal / Sleeve	Lock 1	Lock 2
				Number	Part Numbers	Number	Cavity			
MH94AE	18	GY	TXL	3510311R1	6111844C1	8507A	1	6111843C1		
MH94AE	18	GY	TXL	3510311R1	3595624C1	1700	32	SWS_N_REQ		
MH94AF	18	GY	TXL	3510311R1	6111844C1	8507A	2	6111843C1		
MH94AF	18	GY	TXL	3510311R1	3595624C1	1700	33	SWS_N_REQ		
MH94AH	14	GY	TXL	3510313R1	3919376C1	8509A	3	3601687C1		
MH94AH	14	GY	TXL	3510313R1	3595624C1	1700	36	SWS_N_REQ		
MH94AJ	14	GY	TXL	3510313R1	3919376C1	8509A	2	3601687C1		
MH94AJ	14	GY	TXL	3510313R1	3595624C1	1700	35	SWS_N_REQ		
MH94AK	14	GY	TXL	3510313R1	3919376C1	8509A	1	3601687C1		
MH94AK	14	GY	TXL	3510313R1	3595624C1	1700	34	SWS_N_REQ		
MH94AL	14	GY	TXL	3510313R1	3919376C1	8508A	1	3601687C1		
MH94AL	14	GY	TXL	3510313R1	3595624C1	1700	29	SWS_N_REQ		
ML40	18	GY	GXL	2643673R1	3595624C1	1700	29	SWS_N_REQ		
ML40	18	GY	GXL	2643673R1	1678137C1	8505	C	N/A		
ML6A	18	GY	GXL	2643673R1	3595624C1	1700	28	SWS_N_REQ		
ML6A	18	GY	GXL	2643673R1	1678137C1	8505	B	N/A		
ML9A	18	GY	GXL	2643673R1	3595624C1	1700	27	SWS_N_REQ		
ML9A	18	GY	GXL	2643673R1	1678137C1	8505	A	N/A		
MR85E	16	GY	GXL	2643680R1	3595624C1	1700	21	SWS_N_REQ		
MR85E	16	GY	GXL	2643680R1	1661778C1	8301	A	1661872C1	1661874C1	
MS78-GB	16	WH	GXL	2643681R1	3551896C1	8800	E	1652325C1	3540454C1	3551897C1
MS78-GB	16	WH	GXL	2643681R1	587567C91	8701	B	1652325C1		
MS78BC	16	LTGN	GXL	2643678R1	3595624C1	1700	63	SWS_N_REQ		
MS78BC	16	LTGN	GXL	2643678R1	587567C91	8701	A	1652325C1		
MT78-GA	16	WH	GXL	2643681R1	587567C91	8700	B	1652325C1		
MT78-GA	16	WH	GXL	2643681R1		SDS1	-	2644000R1		
MT78-GB	16	WH	GXL	2643681R1	587567C91	8701	B	1652325C1		
MT78-GB	16	WH	GXL	2643681R1		SDS1	-	2644000R1		
MT78-GC	16	WH	GXL	2643681R1		4308	1	2644038R1		
MT78-GC	16	WH	GXL	2643681R1		SDS1	-	2644000R1		
MT78AC	16	LTGN	GXL	2643678R1	3595624C1	1700	64	SWS_N_REQ		
MT78AC	16	LTGN	GXL	2643678R1	587567C91	8700	A	1652325C1		

Circuit Number	Gauge	Color	Insulation	Terminal Splice	Connector Body	Connector		Seal / Sleeve	Lock 1	Lock 2
				Number	Part Numbers	Number	Cavity			
MT78BC	16	LTGN	GXL	2643678R1	3595624C1	1700	63	SWS_N_REQ		
MT78BC	16	LTGN	GXL	2643678R1	587567C91	8701	A	1652325C1		
MV10-GV	16	WH	GXL	2643681R1	3595624C1	1700	38	SWS_N_REQ		
MV10-GV	16	WH	GXL	2643681R1	2036583C1	4038	A	SWS_N_REQ		
MV90B	18	GY	TXL	3510311R1	3595624C1	1700	33	SWS_N_REQ		
MV90B	18	GY	TXL	3510311R1	3522187C1	4037	1	3522193C1		
MV90H	16	GY	GXL	2643680R1	3595624C1	1700	32	SWS_N_REQ		
MV90H	16	GY	GXL	2643680R1	2036583C1	4038	B	SWS_N_REQ		
MV94BF	18	GY	TXL	3510311R1	3595624C1	1700	34	SWS_N_REQ		
MV94BF	18	GY	TXL	3510311R1	3522187C1	4037	2	3522193C1		
MW11-GE	14	WH	GXL	2643689R1	3551896C1	8800	D	589391C1	3540454C1	3551897C1
MW11-GE	14	WH	GXL	2643689R1	2039311C91	8102	B	589391C1	2039342C1	
MW52	14	YL	GXL	2643693R1	3595624C1	1700	1	SWS_N_REQ		
MW52	14	YL	GXL	2643693R1	1661375C2	8001	A	589391C1	1661376C1	
MW52D	14	YL	GXL	2643693R1	3595624C1	1700	3	SWS_N_REQ		
MW52D	14	YL	GXL	2643693R1	1661375C2	8000	A	589391C1	1661376C1	
MW53	14	YL	GXL	2643693R1	3595624C1	1700	2	SWS_N_REQ		
MW53	14	YL	GXL	2643693R1	1661375C2	8001	C	589391C1	1661376C1	
MW53B	14	YL	GXL	2643693R1	3595624C1	1700	4	SWS_N_REQ		
MW53B	14	YL	GXL	2643693R1	1661375C2	8000	C	589391C1	1661376C1	
MW54B	14	BN	GXL	2643688R1	3595624C1	1700	5	SWS_N_REQ		
MW54B	14	BN	GXL	2643688R1		SS18	-	2644000R1		
MW54C	14	BN	GXL	2643688R1	1661375C2	8001	E	589391C1	1661376C1	
MW54C	14	BN	GXL	2643688R1		SS18	-	2644000R1		
MW54D	14	BN	GXL	2643688R1	1661375C2	8000	E	589391C1	1661376C1	
MW54D	14	BN	GXL	2643688R1		SS18	-	2644000R1		
MW54F	14	BN	GXL	2643688R1	2039311C91	8102	E	589391C1	2039342C1	
MW54F	14	BN	GXL	2643688R1		SS18	-	2644000R1		
MW56B	16	OR	TXL	3510318R1	3595624C1	1700	14	SWS_N_REQ		
MW56B	16	OR	TXL	3510318R1		SS16	-	2644000R1		
MW56C	16	OR	GXL	2643682R1	1661375C2	8001	D	1652325C1	1661376C1	
MW56C	16	OR	GXL	2643682R1		SS16	-	2644000R1		

Circuit Number	Gauge	Color	Insulation	Terminal Splice	Connector Body	Connector		Seal / Sleeve	Lock 1	Lock 2
				Number	Part Numbers	Number	Cavity			
MW56D	16	OR	GXL	2643682R1	2039311C91	8102	D	1652325C1	2039342C1	
MW56D	16	OR	GXL	2643682R1		SS16	-	2644000R1		
MW57B	16	OR	TXL	3510318R1	3595624C1	1700	15	SWS_N_REQ		
MW57B	16	OR	TXL	3510318R1		SS17	-	2644000R1		
MW57C	16	OR	GXL	2643682R1	1661375C2	8000	D	1652325C1	1661376C1	
MW57C	16	OR	GXL	2643682R1		SS17	-	2644000R1		
MW57D	16	OR	GXL	2643682R1	2039311C91	8102	F	1652325C1	2039342C1	
MW57D	16	OR	GXL	2643682R1		SS17	-	2644000R1		
MW64HI	14	YL	GXL	2643693R1	3595624C1	1700	9	SWS_N_REQ		
MW64HI	14	YL	GXL	2643693R1	2039311C91	8102	A	589391C1	2039342C1	
MW64LO	14	YL	GXL	2643693R1	3595624C1	1700	8	SWS_N_REQ		
MW64LO	14	YL	GXL	2643693R1	2039311C91	8102	C	589391C1	2039342C1	
MY11-G	12	WH	TXL	3510362R1		4307	1	2644038R1		
MY11-G	12	WH	TXL	3510362R1		SBS1	-	2644027R1		
MY11-GA	14	WH	GXL	2643689R1	1661375C2	8000	B	589391C1	1661376C1	
MY11-GA	14	WH	GXL	2643689R1		SBS1	-	2644027R1		
MY11-GB	14	WH	GXL	2643689R1	1661375C2	8001	B	589391C1	1661376C1	
MY11-GB	14	WH	GXL	2643689R1		SBS1	-	2644027R1		
MY11-GC	12	WH	GXL	2643787R1	587566C91	8600	A	589390C1		
MY11-GC	12	WH	GXL	2643787R1		SBS1	-	2644027R1		
MY11-GD	12	WH	GXL	2643787R1	3551896C1	8800	A	589390C1	3540454C1	3551897C1
MY11-GD	12	WH	GXL	2643787R1		SBS1	-	2644027R1		
MY85-GA	16	WH	GXL	2643681R1	1661778C1	8301	B	1661872C1	1661874C1	
MY85-GA	16	WH	GXL	2643681R1		SBS1	-	2644027R1		
MZ11-G	12	WH	TXL	3510362R1		4307	1	2644038R1		
MZ11-G	12	WH	TXL	3510362R1		SBS3	-	2644000R1		
MZ11-GA	14	WH	GXL	2643689R1	1661375C2	8000	B	589391C1	1661376C1	
MZ11-GA	14	WH	GXL	2643689R1		SBS3	-	2644000R1		
MZ11-GB	14	WH	GXL	2643689R1	1661375C2	8001	B	589391C1	1661376C1	
MZ11-GB	14	WH	GXL	2643689R1		SBS3	-	2644000R1		
MZ11-GC	12	WH	GXL	2643787R1	587566C91	8600	A	589390C1		
MZ11-GC	12	WH	GXL	2643787R1		SBS3	-	2644000R1		

Circuit Number	Gauge	Color	Insulation	Terminal Splice	Connector Body	Connector		Seal / Sleeve	Lock 1	Lock 2
				Number	Part Numbers	Number	Cavity			
MZ85-GA	16	WH	GXL	2643681R1	1661778C1	8301	B	1661872C1	1661874C1	
MZ85-GA	16	WH	GXL	2643681R1		SBS3	-	2644000R1		
NL11-GW	16	WH	TXL	3510360R1	3551896C1	8800	F	1652325C1	3540454C1	3551897C1
NL11-GW	16	WH	TXL	3510360R1	3525872C1	4906	E	1661872C1	3525873C1	3525875C1
NL44J	18	GY	GXL	2643673R1	3525874C1	(4906C	E	1661872C1		
NL44J	18	GY	GXL	2643673R1	3525874C1	(4906C	A	1661872C1		
NL44W	16	GY	TXL	3510312R1	3525872C1	4906	A	1661872C1	3525873C1	3525875C1
NL44W	16	GY	TXL	3510312R1	1671610C1	4905	B	1652325C1	1671608C1	
NL44Y	16	GY	TXL	3510312R1	3595624C1	1700	47	SWS_N_REQ		
NL44Y	16	GY	TXL	3510312R1	1671610C1	4905	A	1652325C1	1671608C1	
NL92#101	18	TN	TXL	3510329R1	3595624C1	1700	49	SWS_N_REQ		
NL92#101	18	TN	TXL	3510329R1	3525872C1	4906	B	3568570C1	3525873C1	3525875C1
NL92#103	18	TN	TXL	3510329R1	3595624C1	1700	48	SWS_N_REQ		
NL92#103	18	TN	TXL	3510329R1	3525872C1	4906	D	3568570C1	3525873C1	3525875C1
NL92C	18	TN	GXL	2643676R1	3525874C1	(4906C	D	1661872C1		
NL92C	18	TN	GXL	2643676R1	3525874C1	(4906C	B	1661872C1		
NM44-GW	16	WH	TXL	3510360R1	3551896C1	8800	F	1652325C1	3540454C1	3551897C1
NM44-GW	16	WH	TXL	3510360R1	1671610C1	4905	B	1652325C1	1671608C1	
NM44Y	16	GY	TXL	3510312R1	3595624C1	1700	47	SWS_N_REQ		
NM44Y	16	GY	TXL	3510312R1	1671610C1	4905	A	1652325C1	1671608C1	
NR104CB	18	DKBL	GXL	2643720R1	3595624C1	1700	44	SWS_N_REQ		
NR104CB	18	DKBL	GXL	2643720R1	587568C91	8805	B	1652325C1		
NR104CC	18	DKBL	GXL	2643720R1	3595624C1	1700	43	SWS_N_REQ		
NR104CC	18	DKBL	GXL	2643720R1	587568C91	8805	A	1652325C1		
NX87C	18	GY	TXL	3510311R1	3595624C1	1700	17	SWS_N_REQ		
NX87C	18	GY	TXL	3510311R1	3554317C1	4022A	1	3554318C1		
NX9BB	18	GY	TXL	3510311R1	3595624C1	1700	18	SWS_N_REQ		
NX9BB	18	GY	TXL	3510311R1	3554317C1	4022A	2	3554318C1		
NY87BA	18	GY	GXL	2643673R1	3595624C1	1700	20	SWS_N_REQ		
NY87BA	18	GY	GXL	2643673R1	3536864C1	4021A	2	3536868C1		
NY87KA	16	GY	GXL	2643680R1	3595624C1	1700	19	SWS_N_REQ		
NY87KA	16	GY	GXL	2643680R1	3536864C1	4021A	1	3536868C1		

Circuit Number	Gauge	Color	Insulation	Terminal Splice	Connector Body	Connector		Seal / Sleeve	Lock 1	Lock 2
				Number	Part Numbers	Number	Cavity			
PC44J	18	GY	GXL	2643673R1	3595624C1	1700	47	SWS_N_REQ		
PC44J	18	GY	GXL	2643673R1	1661777C1	4070	C	1661872C1	1661873C1	
PC44K	18	GY	GXL	2643673R1	1671610C1	4071	A	1652325C1	1671608C1	
PC44K	18	GY	GXL	2643673R1	1661777C1	4070	D	1661872C1	1661873C1	
PC44L	18	GY	GXL	2643673R1	3595624C1	1700	61	SWS_N_REQ		
PC44L	18	GY	GXL	2643673R1	1671610C1	4071	B	1652325C1	1671608C1	
PD39-GB	16	WH	GXL	2643681R1	3626436C1	9300	2	N/A		
PD39-GB	16	WH	GXL	2643681R1	1673790C1	9900E	B	1652325C1	1673791C1	
PD39B	16	GY	GXL	2643680R1	3626436C1	9300	1	N/A		
PD39B	16	GY	GXL	2643680R1	1673790C1	9900E	A	1652325C1	1673791C1	
PH39-GB	16	WH	GXL	2643681R1	3626436C1	9300	2	N/A		
PH39-GB	16	WH	GXL	2643681R1	1673790C1	9900G	B	1652325C1	1673791C1	
PH39B	16	GY	GXL	2643680R1	3626436C1	9300	1	N/A		
PH39B	16	GY	GXL	2643680R1	1673790C1	9900G	A	1652325C1	1673791C1	
PJ39-GB	16	WH	GXL	2643681R1	3626436C1	9300	2	N/A		
PJ39-GB	16	WH	GXL	2643681R1	1673790C1	9900H	B	1652325C1	1673791C1	
PJ39B	16	GY	GXL	2643680R1	3626436C1	9300	1	N/A		
PJ39B	16	GY	GXL	2643680R1	1673790C1	9900H	A	1652325C1	1673791C1	
PK39-GB	16	WH	GXL	2643681R1	3626436C1	9300	2	N/A		
PK39-GB	16	WH	GXL	2643681R1	1673790C1	9900J	B	1652325C1	1673791C1	
PK39B	16	GY	GXL	2643680R1	3626436C1	9300	1	N/A		
PK39B	16	GY	GXL	2643680R1	1673790C1	9900J	A	1652325C1	1673791C1	
RCTEM1	16	GY	TXL	3510312R1	3601924C1	7220	1	N/A	3601925C1	
RCTEM1	16	GY	TXL	3510312R1	3595624C1	1700	52	SWS_N_REQ		
RCTEM2	16	GY	TXL	3510312R1	3601924C1	7220	2	N/A	3601925C1	
RCTEM2	16	GY	TXL	3510312R1	3595624C1	1700	53	SWS_N_REQ		
RCTEM3	16	GY	TXL	3510312R1	3601924C1	7220	3	N/A	3601925C1	
RCTEM3	16	GY	TXL	3510312R1	3595624C1	1700	54	SWS_N_REQ		
RCTEM4	16	GY	TXL	3510312R1	3601924C1	7220	4	N/A	3601925C1	
RCTEM4	16	GY	TXL	3510312R1	3595624C1	1700	55	SWS_N_REQ		
RCTEM5	16	GY	TXL	3510312R1	3601924C1	7220	5	N/A	3601925C1	
RCTEM5	16	GY	TXL	3510312R1	3595624C1	1700	56	SWS_N_REQ		

Circuit Number	Gauge	Color	Insulation	Terminal Splice	Connector Body	Connector		Seal / Sleeve	Lock 1	Lock 2
				Number	Part Numbers	Number	Cavity			
RCTEM6	16	GY	TXL	3510312R1	3601924C1	7220	6	N/A	3601925C1	
RCTEM6	16	GY	TXL	3510312R1	3595624C1	1700	57	SWS_N_REQ		
RCTEM7	16	GY	TXL	3510312R1	3601924C1	7220	7	N/A	3601925C1	
RCTEM7	16	GY	TXL	3510312R1	3595624C1	1700	58	SWS_N_REQ		
RCTEM8	16	GY	TXL	3510312R1	3601924C1	7220	8	N/A	3601925C1	
RCTEM8	16	GY	TXL	3510312R1	3595624C1	1700	59	SWS_N_REQ		
SA87BA	18	GY	GXL	2643673R1	3595624C1	1700	20	SWS_N_REQ		
SA87BA	18	GY	GXL	2643673R1	3536864C1	4021B	2	3536868C1		
SA87KA	16	GY	GXL	2643680R1	3595624C1	1700	19	SWS_N_REQ		
SA87KA	16	GY	GXL	2643680R1	3536864C1	4021B	1	3536868C1		
SC87C	18	GY	TXL	3510311R1	3595624C1	1700	17	SWS_N_REQ		
SC87C	18	GY	TXL	3510311R1	3554317C1	4022B	1	3554318C1		
SC9BB	18	GY	TXL	3510311R1	3595624C1	1700	18	SWS_N_REQ		
SC9BB	18	GY	TXL	3510311R1	3554317C1	4022B	2	3554318C1		
SE103M	12	LTGN	GXL	2643753R1	BLUNT_SL_V	7230	A	SWS_N_REQ		
SE103M	12	LTGN	GXL	2643753R1	3595624C1	1700	65	SWS_N_REQ		
SE103N	12	LTGN	GXL	2643753R1	BLUNT_SL_V	7230	B	SWS_N_REQ		
SE103N	12	LTGN	GXL	2643753R1	3595624C1	1700	66	SWS_N_REQ		
SE103P	12	LTGN	GXL	2643753R1	BLUNT_SL_V	7230	C	SWS_N_REQ		
SE103P	12	LTGN	GXL	2643753R1	3595624C1	1700	67	SWS_N_REQ		
SK40A	14	GY	TXL	3510313R1	3595624C1	1700	50	SWS_N_REQ		
SK40A	14	GY	TXL	3510313R1	587568C91	6102	A	1652325C1		
SK40B	14	GY	TXL	3510313R1	587568C91	6102	B	1652325C1		
SK40B	14	GY	TXL	3510313R1	587567C91	6103	A	1652325C1		
SK40B-G	14	WH	TXL	3510361R1		4307	1	2644038R1		
SK40B-G	14	WH	TXL	3510361R1	587567C91	6103	B	1652325C1		
SM64-GA	16	WH	TXL	3510360R1	6131286C1	8201A	2	4080000C1		
SM64-GA	16	WH	TXL	3510360R1	3551896C1	8800	B	1652325C1	3540454C1	3551897C1
SM64-GB	16	WH	TXL	3510360R1	6131286C1	8200A	2	4080000C1		
SM64-GB	16	WH	TXL	3510360R1	3551896C1	8800	C	1652325C1	3540454C1	3551897C1
SM64A	16	YL	TXL	3510336R1	6131286C1	8201A	1	4080000C1		
SM64A	16	YL	TXL	3510336R1	3595624C1	1700	22	SWS_N_REQ		

Circuit Number	Gauge	Color	Insulation	Terminal Splice	Connector Body	Connector		Seal / Sleeve	Lock 1	Lock 2
				Number	Part Numbers	Number	Cavity			
SM64B	16	YL	TXL	3510336R1	6131286C1	8200A	1	4080000C1		
SM64B	16	YL	TXL	3510336R1	3595624C1	1700	23	SWS_N_REQ		
SN5C(+)	18	GN	TXL	3572112R1	3683465C1	1657M	A	3535424C1	3683466C1	3573833C1
SN5C(+)	18	GN	TXL	3572112R1	3595624C1	1700	62	SWS_N_REQ		
SN5C(-)	18	YL	TXL	3572112R1	3683465C1	1657M	B	3535424C1	3683466C1	3573833C1
SN5C(-)	18	YL	TXL	3572112R1	3595624C1	1700	61	SWS_N_REQ		
SP5A(+)	18	GN	TXL	3572112R1	3595624C1	1700	62	SWS_N_REQ		
SP5A(+)	18	GN	TXL	3572112R1		SS2	-	2644000R1		
SP5A(-)	18	YL	TXL	3572112R1	3595624C1	1700	61	SWS_N_REQ		
SP5A(-)	18	YL	TXL	3572112R1		SS1	-	2644000R1		
SP5B(+)	20	GN	193	3858761R1	6111813C1	8903	1	3987169C1		
SP5B(+)	20	GN	193	3858761R1		SS2	-	2644000R1		
SP5B(-)	20	YL	193	3858761R1	6111813C1	8903	6	3987169C1		
SP5B(-)	20	YL	193	3858761R1		SS1	-	2644000R1		
SP5C(+)	18	GN	TXL	3572112R1	3683465C1	1657M	A	3535424C1	3683466C1	3573833C1
SP5C(+)	18	GN	TXL	3572112R1		SS2	-	2644000R1		
SP5C(-)	18	YL	TXL	3572112R1	3683465C1	1657M	B	3535424C1	3683466C1	3573833C1
SP5C(-)	18	YL	TXL	3572112R1		SS1	-	2644000R1		
SP67-GA	20	WH	TXL	3510358R1	6111813C1	8903	5	3987169C1		
SP67-GA	20	WH	TXL	3510358R1	3595624C1	1700	47	SWS_N_REQ		
SP67AA	20	PK	TXL	3510322R1	6111813C1	8903	8	3987169C1		
SP67AA	20	PK	TXL	3510322R1	3595624C1	1700	24	SWS_N_REQ		
ST5UE(+)	18	GN	TXL	3572112R1	6111813C1	8903	2	3600327C1		
ST5UE(+)	18	GN	TXL	3572112R1	3595624C1	1700	25	SWS_N_REQ		
ST5UE(-)	18	YL	TXL	3572112R1	6111813C1	8903	7	3600327C1		
ST5UE(-)	18	YL	TXL	3572112R1	3595624C1	1700	26	SWS_N_REQ		
[NF19A]	16	-	GXL	V-16-GXL	3595624C1	1700	6	SWS_N_REQ		
[NF19A]	16	-	GXL	V-16-GXL	PAS1(A)	4042A	A	SWS_N_REQ		
AB44-GB	18	WH	GXL	2643674R1	3551896C1	8805	F	1652325C1	3540454C1	3551897C1
AB44-GB	18	WH	GXL	2643674R1	1667741C1	9777M	B	1661872C1	1667771C1	
AB44M	18	GY	GXL	2643673R1	3595622C1	1701F	58	N/A		
AB44M	18	GY	GXL	2643673R1	1667741C1	9777M	C	1661872C1	1667771C1	

Circuit Number	Gauge	Color	Insulation	Terminal Splice	Connector Body	Connector		Seal / Sleeve	Lock 1	Lock 2
				Number	Part Numbers	Number	Cavity			
AB44N	18	GY	GXL	2643673R1	3595622C1	1701F	41	N/A		
AB44N	18	GY	GXL	2643673R1	1667741C1	9777M	A	1661872C1	1667771C1	
AC59A	18	GY	GXL	2643673R1	3522068C1	9737A	A	1661872C1	1661874C1	
AC59A	18	GY	GXL	2643673R1	3595622C1	1701F	28	N/A		
AD59A-G	16	WH	GXL	2643681R1	3522068C1	9737A	B	1661872C1	1661874C1	
AD59A-G	16	WH	GXL	2643681R1		SS32	-	2644000R1		
AD59B-G	14	WH	GXL	2643689R1	1661375C2	9736	A	589391C1	1661376C1	
AD59B-G	14	WH	GXL	2643689R1		SS32	-	2644000R1		
AD59C-G	12	WH	GXL	2643787R1		SS32	-	2644000R1		
AD59C-G	12	WH	GXL	2643787R1	3551896C1	8805	B	589390C1	3540454C1	3551897C1
AE59A-G	16	WH	GXL	2643681R1	3522068C1	9737A	B	1661872C1	1661874C1	
AE59A-G	16	WH	GXL	2643681R1	3551896C1	8805	B	1652325C1	3540454C1	3551897C1
AL1AL	12	GY	GXL	2643783R1	BLUNT_SL_V	8886	A	N/A		
AL1AL	12	GY	GXL	2643783R1	6099045C1	8884	1	SWS_N_REQ		
AL20AL	18	GY	TXL	3510311R1	6099045C1	8884	20	SWS_N_REQ		
AL20AL	18	GY	TXL	3510311R1	3838727C1	8885	1	SWS_N_REQ		
AL21AL	18	GY	GXL	2643673R1	6099045C1	8884	21	SWS_N_REQ		
AL21AL	18	GY	GXL	2643673R1	3838727C1	8885	5	SWS_N_REQ		
AL24AL	18	GY	TXL	3510311R1	6099045C1	8884	24	SWS_N_REQ		
AL24AL	18	GY	TXL	3510311R1	3838727C1	8885	3	SWS_N_REQ		
AL2AL	14	GY	GXL	2643782R1	BLUNT_SL_V	8886	B	N/A		
AL2AL	14	GY	GXL	2643782R1	6099045C1	8884	2	SWS_N_REQ		
AL5AL	18	GY	GXL	2643673R1	6099045C1	8884	5	SWS_N_REQ		
AL5AL	18	GY	GXL	2643673R1	3838727C1	8885	12	SWS_N_REQ		
AL6AL	18	GY	GXL	2643673R1	6099045C1	8884	6	SWS_N_REQ		
AL6AL	18	GY	GXL	2643673R1	3838727C1	8885	8	SWS_N_REQ		
AL7AL	18	GY	GXL	2643673R1	6099045C1	8884	7	SWS_N_REQ		
AL7AL	18	GY	GXL	2643673R1	3838727C1	8885	10	SWS_N_REQ		
AL8AL	18	GY	GXL	2643673R1	6099045C1	8884	8	SWS_N_REQ		
AL8AL	18	GY	GXL	2643673R1	3838727C1	8885	4	SWS_N_REQ		
AL9AL	18	GY	GXL	2643673R1	6099045C1	8884	9	SWS_N_REQ		
AL9AL	18	GY	GXL	2643673R1	3838727C1	8885	2	SWS_N_REQ		

Circuit Number	Gauge	Color	Insulation	Terminal Splice	Connector Body	Connector		Seal / Sleeve	Lock 1	Lock 2
				Number	Part Numbers	Number	Cavity			
AM10AL	18	GY	TXL	3510311R1	6099045C1	8884	10	SWS_N_REQ		
AM10AL	18	GY	TXL	3510311R1	3525874C1	8887	G	3568570C1		
AM12AL	18	GY	TXL	3510311R1	6099045C1	8884	12	SWS_N_REQ		
AM12AL	18	GY	TXL	3510311R1	3525874C1	8887	B	3568570C1		
AM13AL	18	GY	TXL	3510311R1	6099045C1	8884	13	SWS_N_REQ		
AM13AL	18	GY	TXL	3510311R1	3525874C1	8887	C	3568570C1		
AM15AL	18	GY	TXL	3510311R1	6099045C1	8884	15	SWS_N_REQ		
AM15AL	18	GY	TXL	3510311R1	3525874C1	8887	E	3568570C1		
AM16AL	18	GY	TXL	3510311R1	6099045C1	8884	16	SWS_N_REQ		
AM16AL	18	GY	TXL	3510311R1	3525874C1	8887	F	3568570C1		
AM18AL	18	GY	TXL	3510311R1	6099045C1	8884	18	SWS_N_REQ		
AM18AL	18	GY	TXL	3510311R1	3525874C1	8887	A	3568570C1		
AN10AL	18	GY	TXL	3510311R1	6099045C1	8884	10	SWS_N_REQ		
AN10AL	18	GY	TXL	3510311R1	3525872C1	8888	F	3568570C1	3525873C1	3525875C1
AN11AL	18	GY	TXL	3510311R1	6099045C1	8884	11	SWS_N_REQ		
AN11AL	18	GY	TXL	3510311R1	3525872C1	8888	B	3568570C1	3525873C1	3525875C1
AN12AL	18	GY	TXL	3510311R1	6099045C1	8884	12	SWS_N_REQ		
AN12AL	18	GY	TXL	3510311R1	3525872C1	8888	D	3568570C1	3525873C1	3525875C1
AN14AL	18	GY	TXL	3510311R1	6099045C1	8884	14	SWS_N_REQ		
AN14AL	18	GY	TXL	3510311R1	3525872C1	8888	E	3568570C1	3525873C1	3525875C1
AN15AL	18	GY	TXL	3510311R1	6099045C1	8884	15	SWS_N_REQ		
AN15AL	18	GY	TXL	3510311R1	3525872C1	8888	A	3568570C1	3525873C1	3525875C1
AN17AL	18	GY	TXL	3510311R1	6099045C1	8884	17	SWS_N_REQ		
AN17AL	18	GY	TXL	3510311R1	3525872C1	8888	G	3568570C1	3525873C1	3525875C1
AN18AL	18	GY	TXL	3510311R1	6099045C1	8884	18	SWS_N_REQ		
AN18AL	18	GY	TXL	3510311R1	3525872C1	8888	C	3568570C1	3525873C1	3525875C1
BJ59A-G	14	WH	GXL	2643689R1	1661375C2	9736	A	589391C1	1661376C1	
BJ59A-G	14	WH	GXL	2643689R1	3551896C1	8805	B	589391C1	3540454C1	3551897C1
DC36B	18	TN	GXL	2643676R1	3595622C1	1701F	29	N/A		
DC36B	18	TN	GXL	2643676R1	1661778C1	9100A	A	1661872C1	1661874C1	
DC9A	18	GY	GXL	2643673R1	3551896C1	8802	B	1652325C1	3540454C1	3551897C1
DC9A	18	GY	GXL	2643673R1	1661778C1	9100A	B	1661872C1	1661874C1	

Circuit Number	Gauge	Color	Insulation	Terminal Splice	Connector Body	Connector		Seal / Sleeve	Lock 1	Lock 2	
				Number	Part Numbers	Number	Cavity				
JC5A(+)	18	YL	TXL	3572112R1	3595622C1	1701F	62	N/A			
JC5A(+)	18	YL	TXL	3572112R1		SS28	-	2644000R1			
JC5A(-)	18	GN	TXL	3572112R1	3595622C1	1701F	61	N/A			
JC5A(-)	18	GN	TXL	3572112R1		SS30	-	2644000R1			
JC5B(+)	18	YL	TXL	3572112R1	3683465C1		9530	A	3535424C1	3683466C1	3573833C1
JC5B(+)	18	YL	TXL	3572112R1		SS28	-	2644000R1			
JC5B(-)	18	GN	TXL	3572112R1	3683465C1		9530	B	3535424C1	3683466C1	3573833C1
JC5B(-)	18	GN	TXL	3572112R1		SS30	-	2644000R1			
JC5C(+)	18	YL	TXL	3572112R1	3573648C2		9511	14	3573653C1	3573650C1	3573650C1
JC5C(+)	18	YL	TXL	3572112R1		SS28	-	2644000R1			
JC5C(-)	18	GN	TXL	3572112R1	3573648C2		9511	15	3573653C1	3573650C1	3573650C1
JC5C(-)	18	GN	TXL	3572112R1		SS30	-	2644000R1			
JD5A(+)	18	YL	TXL	3572112R1	3595622C1	1701F	62	N/A			
JD5A(+)	18	YL	TXL	3572112R1		SS29	-	2644000R1			
JD5A(-)	18	GN	TXL	3572112R1	3595622C1	1701F	61	N/A			
JD5A(-)	18	GN	TXL	3572112R1		SS31	-	2644000R1			
JD5B(+)	18	YL	TXL	3572112R1	3683465C1		9530	A	3535424C1	3683466C1	3573833C1
JD5B(+)	18	YL	TXL	3572112R1		SS29	-	2644000R1			
JD5B(-)	18	GN	TXL	3572112R1	3683465C1		9530	B	3535424C1	3683466C1	3573833C1
JD5B(-)	18	GN	TXL	3572112R1		SS31	-	2644000R1			
JD5C(+)	18	YL	TXL	3572112R1	3758273C1		9511K	12	SWS_N_REQ		
JD5C(+)	18	YL	TXL	3572112R1		SS29	-	2644000R1			
JD5C(-)	18	GN	TXL	3572112R1	3758273C1		9511K	13	SWS_N_REQ		
JD5C(-)	18	GN	TXL	3572112R1		SS31	-	2644000R1			
MD94BA	16	GY	GXL	2643680R1	3595622C1	1701F		23	N/A		
MD94BA	16	GY	GXL	2643680R1	3558026C1		9800	17	3509903C1	3558056C1	
MD94BB	16	GY	TXL	3510312R1	3595622C1	1701F		24	N/A		
MD94BB	16	GY	TXL	3510312R1	3558026C1		9800	18	3509903C1	3558056C1	
MD94BC	16	GY	TXL	3510312R1	3595622C1	1701F		25	N/A		
MD94BC	16	GY	TXL	3510312R1	3558026C1		9800	19	3509903C1	3558056C1	
MD94BD	16	GY	GXL	2643680R1	3595622C1	1701F		17	N/A		
MD94BD	16	GY	GXL	2643680R1	3558026C1		9800	14	3509903C1	3558056C1	

Circuit Number	Gauge	Color	Insulation	Terminal Splice	Connector Body	Connector		Seal / Sleeve	Lock 1	Lock 2
				Number	Part Numbers	Number	Cavity			
MD94BE	16	GY	GXL	2643680R1	3595622C1	1701F	16	N/A		
MD94BE	16	GY	GXL	2643680R1	3558026C1	9800	13	3509903C1	3558056C1	
MD94BF	16	GY	TXL	3510312R1	3595622C1	1701F	19	N/A		
MD94BF	16	GY	TXL	3510312R1	3558026C1	9800	16	3509903C1	3558056C1	
MD94BH	16	GY	TXL	3510312R1	3595622C1	1701F	18	N/A		
MD94BH	16	GY	TXL	3510312R1	3558026C1	9800	15	3509903C1	3558056C1	
MD94BJ	16	GY	TXL	3510312R1	3595622C1	1701F	21	N/A		
MD94BJ	16	GY	TXL	3510312R1	3558026C1	9800	20	3509903C1	3558056C1	
MD94BK	16	GY	TXL	3510312R1	3595622C1	1701F	22	N/A		
MD94BK	16	GY	TXL	3510312R1	3558026C1	9800	21	3509903C1	3558056C1	
MD94BL	16	GY	TXL	3510312R1	3595622C1	1701F	20	N/A		
MD94BL	16	GY	TXL	3510312R1	3558026C1	9800	22	3509903C1	3558056C1	
ME3C(+)	18	DKBL	TXL	3510353R1	3595622C1	1701F	19	N/A		
ME3C(+)	18	DKBL	TXL	3510353R1	3573648C2	9511	31	3573653C1	3573650C1	3573650C1
ME3C(-)	18	GY	TXL	3510311R1	3595622C1	1701F	18	N/A		
ME3C(-)	18	GY	TXL	3510311R1	3573648C2	9511	26	3573653C1	3573650C1	3573650C1
ME90	12	GY	TXL	3510314R1	3573648C2	9511	16	3615148C1	3573650C1	3573650C1
ME90	12	GY	TXL	3510314R1	1664531C1	9570	A	589391C1	1675053C1	
ME90A	12	GY	TXL	3510314R1	3573656C1	9510	2	3615148C1		
ME90A	12	GY	TXL	3510314R1	3525613C1	9311	B	3541256C1		
ME90B	10	RD	TXL	3510369R1	3525613C1	9311	A	3541256C1		
ME90B	10	RD	TXL	3510369R1	1664531C1	9550	A	589390C1	1675053C1	
ME90BA	18	GY	TXL	3510311R1	3595622C1	1701F	22	N/A		
ME90BA	18	GY	TXL	3510311R1	3573648C2	9511	10	3573653C1	3573650C1	3573650C1
ME90F	18	GY	TXL	3510311R1	3595622C1	1701F	20	N/A		
ME90F	18	GY	TXL	3510311R1	3573648C2	9511	3	3573653C1	3573650C1	3573650C1
ME90H	18	GY	TXL	3510311R1	3595622C1	1701F	23	N/A		
ME90H	18	GY	TXL	3510311R1	3573648C2	9511	9	3573653C1	3573650C1	3573650C1
ME94L	12	GY	GXL	2643783R1	3595622C1	1701F	26	N/A		
ME94L	12	GY	GXL	2643783R1	3573648C2	9511	17	3573655C1	3573650C1	3573650C1
ME94L(+)	18	GY	TXL	3510311R1	3595622C1	1701F	14	N/A		
ME94L(+)	18	GY	TXL	3510311R1	3573648C2	9511	29	3573653C1	3573650C1	3573650C1

Circuit Number	Gauge	Color	Insulation	Terminal Splice	Connector Body	Connector		Seal / Sleeve	Lock 1	Lock 2
				Number	Part Numbers	Number	Cavity			
ME94L(-)	18	GY	TXL	3510311R1	3595622C1	1701F	15	N/A		
ME94L(-)	18	GY	TXL	3510311R1	3573648C2	9511	24	3573653C1	3573650C1	3573650C1
ME94M(+)	18	GY	TXL	3510311R1	3573648C2	9511	28	3573653C1	3573650C1	3573650C1
ME94M(+)	18	GY	TXL	3510311R1	3558026C1	9800	13	3532128C1	3558056C1	
ME94M(-)	18	GY	TXL	3510311R1	3573648C2	9511	23	3573653C1	3573650C1	3573650C1
ME94M(-)	18	GY	TXL	3510311R1	3558026C1	9800	14	3532128C1	3558056C1	
ME94N(+)	18	GY	TXL	3510311R1	3573648C2	9511	22	3573653C1	3573650C1	3573650C1
ME94N(+)	18	GY	TXL	3510311R1	3558026C1	9800	15	3532128C1	3558056C1	
ME94N(-)	18	GY	TXL	3510311R1	3573648C2	9511	27	3573653C1	3573650C1	3573650C1
ME94N(-)	18	GY	TXL	3510311R1	3558026C1	9800	16	3532128C1	3558056C1	
ME94R(+)	18	GY	TXL	3510311R1	3595622C1	1701F	16	N/A		
ME94R(+)	18	GY	TXL	3510311R1	3573648C2	9511	30	3573653C1	3573650C1	3573650C1
ME94R(-)	18	GY	TXL	3510311R1	3595622C1	1701F	17	N/A		
ME94R(-)	18	GY	TXL	3510311R1	3573648C2	9511	25	3573653C1	3573650C1	3573650C1
MF9F	18	GY	GXL	2643673R1	3558026C1	9800	11	3509903C1	3558056C1	
MF9F	18	GY	GXL	2643673R1	3551896C1	8802	F	1652325C1	3540454C1	3551897C1
MG32A	18	TN	GXL	2643676R1	3595622C1	1701F	43	N/A		
MG32A	18	TN	GXL	2643676R1	3558026C1	9800	5	3509903C1	3558056C1	
MG9H	18	GY	GXL	2643673R1	3558026C1	9800	11	3509903C1	3558056C1	
MG9H	18	GY	GXL	2643673R1	3551896C1	8802	F	1652325C1	3540454C1	3551897C1
MJ49	18	GY	GXL	2643673R1	3595622C1	1701F	50	N/A		
MJ49	18	GY	GXL	2643673R1	3558026C1	9800	7	3509903C1	3558056C1	
MK10	8	RD	GXL	2643701R1	3700151C1	9785M	A	N/A		
MK10	8	RD	GXL	2643701R1	3537133C1	9550A	A	N/A		
MK90-G	10	WH	TXL	3510363R1		9717D	A	2644005R1		
MK90-G	10	WH	TXL	3510363R1	3758273C1	9511K	47	3592377C1		
MK90A	10	GY	TXL	3510315R1	3758273C1	9511K	1	3592377C1		
MK90A	10	GY	TXL	3510315R1	1664531C1	9570K	A	589390C1	1675053C1	
MK90E	18	GY	TXL	3510311R1	3758273C1	9511K	8	SWS_N_REQ		
MK90E	18	GY	TXL	3510311R1	3595622C1	1701F	24	N/A		
MK94L	10	GY	TXL	3510315R1	3758273C1	9511K	32	3592377C1		
MK94L	10	GY	TXL	3510315R1	3595622C1	1701F	26	N/A		

Circuit Number	Gauge	Color	Insulation	Terminal Splice	Connector Body	Connector		Seal / Sleeve	Lock 1	Lock 2
				Number	Part Numbers	Number	Cavity			
MK94L(+)	18	TN	TXL	3510329R1	3758273C1	9511K	45	SWS_N_REQ		
MK94L(+)	18	TN	TXL	3510329R1	3595622C1	1701F	14	N/A		
MK94L(-)	18	TN	TXL	3510329R1	3758273C1	9511K	46	SWS_N_REQ		
MK94L(-)	18	TN	TXL	3510329R1	3595622C1	1701F	15	N/A		
MK94M(+)	18	TN	TXL	3510329R1	3758273C1	9511K	36	SWS_N_REQ		
MK94M(+)	18	TN	TXL	3510329R1	3558026C1	9800	13	3532128C1	3558056C1	
MK94M(-)	18	TN	TXL	3510329R1	3758273C1	9511K	37	SWS_N_REQ		
MK94M(-)	18	TN	TXL	3510329R1	3558026C1	9800	14	3532128C1	3558056C1	
MK94N(+)	18	TN	TXL	3510329R1	3758273C1	9511K	43	SWS_N_REQ		
MK94N(+)	18	TN	TXL	3510329R1	3558026C1	9800	15	3532128C1	3558056C1	
MK94N(-)	18	TN	TXL	3510329R1	3758273C1	9511K	42	SWS_N_REQ		
MK94N(-)	18	TN	TXL	3510329R1	3558026C1	9800	16	3532128C1	3558056C1	
MK94R(+)	18	TN	TXL	3510329R1	3758273C1	9511K	34	SWS_N_REQ		
MK94R(+)	18	TN	TXL	3510329R1	3595622C1	1701F	16	N/A		
MK94R(-)	18	TN	TXL	3510329R1	3758273C1	9511K	33	SWS_N_REQ		
MK94R(-)	18	TN	TXL	3510329R1	3595622C1	1701F	17	N/A		
MN14C	4	RD	SGX	2644026R1	3517760C1	4411	A	N/A		
MN14C	4	RD	SGX	2644026R1	3517759C1	4413F	A	N/A		
MP10-GV	16	WH	GXL	2643681R1	3595622C1	1701F	25	N/A		
MP10-GV	16	WH	GXL	2643681R1		SNS5	-	2644000R1		
MP90-G	12	WH	GXL	2643787R1		9717D	A	2644005R1		
MP90-G	12	WH	GXL	2643787R1	3573648C2	9511	18	3573655C1	3573650C1	3573650C1
MP90A-G	12	WH	GXL	2643787R1	3573656C1	9510	1	3573655C1		
MP90A-G	12	WH	GXL	2643787R1		SNS5	-	2644000R1		
MP90A-GA	8	WH	GXL	2643789R1		9717C	A	2644005R1		
MP90A-GA	8	WH	GXL	2643789R1		SNS5	-	2644000R1		
MP90E	18	GY	TXL	3510311R1	3595622C1	1701F	24	N/A		
MP90E	18	GY	TXL	3510311R1	3573648C2	9511	1	3573653C1	3573650C1	3573650C1
MP90K	18	GY	TXL	3510311R1	3595622C1	1701F	60	N/A		
MP90K	18	GY	TXL	3510311R1	3573648C2	9511	6	3573653C1	3573650C1	3573650C1
MP94-GB	12	WH	GXL	2643787R1		9717D	A	2644005R1		
MP94-GB	12	WH	GXL	2643787R1	3573648C2	9511	19	3573655C1	3573650C1	3573650C1

Circuit Number	Gauge	Color	Insulation	Terminal Splice	Connector Body	Connector		Seal / Sleeve	Lock 1	Lock 2
				Number	Part Numbers	Number	Cavity			
MR94-G6	14	GY	TXL	3510313R1	3595622C1	1701F	25	N/A		
MR94-G6	14	GY	TXL	3510313R1	3558026C1	9800	21	3509903C1	3558056C1	
MR94-G7	14	GY	TXL	3510313R1	3595622C1	1701F	24	N/A		
MR94-G7	14	GY	TXL	3510313R1	3558026C1	9800	18	3509903C1	3558056C1	
MR94WL	16	GY	TXL	3510312R1	3595622C1	1701F	14	N/A		
MR94WL	16	GY	TXL	3510312R1	3558026C1	9800	13	3509903C1	3558056C1	
MR94WM	16	GY	TXL	3510312R1	3595622C1	1701F	15	N/A		
MR94WM	16	GY	TXL	3510312R1	3558026C1	9800	14	3509903C1	3558056C1	
MR94WN	14	GY	TXL	3510313R1	3595622C1	1701F	18	N/A		
MR94WN	14	GY	TXL	3510313R1	3558026C1	9800	17	3509903C1	3558056C1	
MR94WR	14	GY	TXL	3510313R1	3595622C1	1701F	19	N/A		
MR94WR	14	GY	TXL	3510313R1	3558026C1	9800	19	3509903C1	3558056C1	
MR94WS	16	GY	TXL	3510312R1	3595622C1	1701F	22	N/A		
MR94WS	16	GY	TXL	3510312R1	3558026C1	9800	15	3509903C1	3558056C1	
MR94WT	16	GY	TXL	3510312R1	3595622C1	1701F	23	N/A		
MR94WT	16	GY	TXL	3510312R1	3558026C1	9800	16	3509903C1	3558056C1	
MR94WU	14	GY	TXL	3510313R1	3595622C1	1701F	17	N/A		
MR94WU	14	GY	TXL	3510313R1	3558026C1	9800	20	3509903C1	3558056C1	
MR94WW	14	GY	TXL	3510313R1	3595622C1	1701F	16	N/A		
MR94WW	14	GY	TXL	3510313R1	3558026C1	9800	22	3509903C1	3558056C1	
MU14CA	4	RD	SGX	2644026R1	3517760C1	4414	A	N/A		
MU14CA	4	RD	SGX	2644026R1	3517759C1	4413F3	A	N/A		
NA10F	8	WH	GXL	2643789R1		9717A	A	2644005R1		
NA10F	8	WH	GXL	2643789R1	3537133C1	9778F	A	N/A		
NA54T	10	BN	GXL	2643779R1	3595622C1	1701F	7	N/A		
NA54T	10	BN	GXL	2643779R1	1667732C1	9779F	A	1667735C1	1667734C1	
NA56T	10	YL	GXL	2643802R1	3595622C1	1701F	5	N/A		
NA56T	10	YL	GXL	2643802R1	1667732C1	9779F	B	1667735C1	1667734C1	
NA57T	10	LTGN	GXL	2643776R1	3595622C1	1701F	6	N/A		
NA57T	10	LTGN	GXL	2643776R1	1667732C1	9779F	C	1667735C1	1667734C1	
NA68T	10	BN	GXL	2643779R1	3595622C1	1701F	8	N/A		
NA68T	10	BN	GXL	2643779R1	1667733C1	9780M	B	1667735C1	1667734C1	

Circuit Number	Gauge	Color	Insulation	Terminal Splice	Connector Body	Connector	Cavity	Seal / Sleeve	Lock 1	Lock 2
				Number	Part Numbers	Number				
NA70T	10	RD	GXL	2643698R1	3595622C1	1701F	9	N/A		
NA70T	10	RD	GXL	2643698R1	1667733C1	9780M	A	1667735C1	1667734C1	
NA94T	10	GY	GXL	2643784R1	3595622C1	1701F	10	N/A		
NA94T	10	GY	GXL	2643784R1	1667733C1	9780M	C	1667735C1	1667734C1	
NB10A	8	WH	GXL	2643789R1		9717A	A	2644005R1		
NB10A	8	WH	GXL	2643789R1		SS5	-	2644000R1		
NB10B	8	WH	GXL	2643789R1	3537133C1	9778F	A	N/A		
NB10B	8	WH	GXL	2643789R1		SS5	-	2644000R1		
NB10C	8	WH	GXL	2643789R1	3537133C1	9783F	A	3537135C1		
NB10C	8	WH	GXL	2643789R1		SS5	-	2644000R1		
NB54B	10	BN	GXL	2643779R1		SS4	-	2644000R1		
NB54B	10	BN	GXL	2643779R1	1667732C1	9779F	A	1667735C1	1667734C1	
NB54C	10	BN	GXL	2643779R1		SS4	-	2644000R1		
NB54C	10	BN	GXL	2643779R1	1667732C1	9782F	A	1667735C1	1667734C1	
NB54T	10	BN	GXL	2643779R1		SS4	-	2644000R1		
NB54T	10	BN	GXL	2643779R1	3595622C1	1701F	7	N/A		
NB56B	10	YL	GXL	2643802R1		SS6	-	2644000R1		
NB56B	10	YL	GXL	2643802R1	1667732C1	9779F	B	1667735C1	1667734C1	
NB56C	10	YL	GXL	2643802R1		SS6	-	2644000R1		
NB56C	10	YL	GXL	2643802R1	1667732C1	9782F	B	1667735C1	1667734C1	
NB56T	10	YL	GXL	2643802R1		SS6	-	2644000R1		
NB56T	10	YL	GXL	2643802R1	3595622C1	1701F	5	N/A		
NB57B	10	LTGN	GXL	2643776R1		SS3	-	2644000R1		
NB57B	10	LTGN	GXL	2643776R1	1667732C1	9779F	C	1667735C1	1667734C1	
NB57C	10	LTGN	GXL	2643776R1		SS3	-	2644000R1		
NB57C	10	LTGN	GXL	2643776R1	1667732C1	9782F	C	1667735C1	1667734C1	
NB57T	10	LTGN	GXL	2643776R1		SS3	-	2644000R1		
NB57T	10	LTGN	GXL	2643776R1	3595622C1	1701F	6	N/A		
NB68B	10	BN	GXL	2643779R1		SS2	-	2644000R1		
NB68B	10	BN	GXL	2643779R1	1667733C1	9780M	B	1667735C1	1667734C1	
NB68C	10	BN	GXL	2643779R1		SS2	-	2644000R1		
NB68C	10	BN	GXL	2643779R1	1667733C1	9781M	B	1667735C1	1667734C1	

Circuit Number	Gauge	Color	Insulation	Terminal Splice	Connector Body	Connector		Seal / Sleeve	Lock 1	Lock 2
				Number	Part Numbers	Number	Cavity			
NB68T	10	BN	GXL	2643779R1		SS2	-	2644000R1		
NB68T	10	BN	GXL	2643779R1	3595622C1	1701F	8	N/A		
NB70B	10	RD	GXL	2643698R1		SS1	-	2644000R1		
NB70B	10	RD	GXL	2643698R1	1667733C1	9780M	A	1667735C1	1667734C1	
NB70C	10	RD	GXL	2643698R1		SS1	-	2644000R1		
NB70C	10	RD	GXL	2643698R1	1667733C1	9781M	A	1667735C1	1667734C1	
NB70T	10	RD	GXL	2643698R1		SS1	-	2644000R1		
NB70T	10	RD	GXL	2643698R1	3595622C1	1701F	9	N/A		
NB72	12	OR	GXL	2643755R1	3595622C1	1701F	11	N/A		
NB72	12	OR	GXL	2643755R1	1667733C1	9781M	C	1671603C1	1667734C1	
NB94T	10	GY	GXL	2643784R1	3595622C1	1701F	10	N/A		
NB94T	10	GY	GXL	2643784R1	1667733C1	9780M	C	1667735C1	1667734C1	
NC10D	8	WH	GXL	2643789R1		9717A	A	2644005R1		
NC10D	8	WH	GXL	2643789R1	3700151C1	9717	A	N/A		
NC54T	10	BN	GXL	2643779R1	3595622C1	1701F	7	N/A		
NC54T	10	BN	GXL	2643779R1	1667732C1	9716	A	1667735C1	1667734C1	
NC56T	10	YL	GXL	2643802R1	3595622C1	1701F	5	N/A		
NC56T	10	YL	GXL	2643802R1	1667732C1	9716	B	1667735C1	1667734C1	
NC57T	10	LTGN	GXL	2643776R1	3595622C1	1701F	6	N/A		
NC57T	10	LTGN	GXL	2643776R1	1667732C1	9716	C	1667735C1	1667734C1	
NC68T	10	BN	GXL	2643779R1	3595622C1	1701F	8	N/A		
NC68T	10	BN	GXL	2643779R1	1667733C1	9715	B	1667735C1	1667734C1	
NC70T	10	RD	GXL	2643698R1	3595622C1	1701F	9	N/A		
NC70T	10	RD	GXL	2643698R1	1667733C1	9715	A	1667735C1	1667734C1	
NC94T	10	GY	GXL	2643784R1	3595622C1	1701F	10	N/A		
NC94T	10	GY	GXL	2643784R1	1667733C1	9715	C	1667735C1	1667734C1	
ND11-GD	12	WH	GXL	2643787R1	3551896C1	8807	F	589390C1	3540454C1	3551897C1
ND11-GD	12	WH	GXL	2643787R1	2039311C91	4450M	G	589390C1	2039342C1	
ND12BB	14	LTBL	GXL	2643694R1	3595622C1	1701F	75	N/A		
ND12BB	14	LTBL	GXL	2643694R1	2039311C91	4450M	F	589391C1	2039342C1	
ND54BB	14	BN	GXL	2643688R1	3595622C1	1701F	74	N/A		
ND54BB	14	BN	GXL	2643688R1	2039311C91	4450M	D	589391C1	2039342C1	

Circuit Number	Gauge	Color	Insulation	Terminal Splice	Connector Body	Connector	Cavity	Seal / Sleeve	Lock 1	Lock 2
				Number	Part Numbers	Number				
ND56BB	16	YL	GXL	2643684R1	3595622C1	1701F	12	N/A		
ND56BB	16	YL	GXL	2643684R1	2039311C91	4450M	B	1652325C1	2039342C1	
ND56BC	16	YL	GXL	2643684R1	3595622C1	1701F	42	N/A		
ND56BC	16	YL	GXL	2643684R1	1686834C1	4460M	A	1652325C1	1664408C1	
ND57BB	16	LTGN	GXL	2643678R1	3595622C1	1701F	63	N/A		
ND57BB	16	LTGN	GXL	2643678R1	2039311C91	4450M	C	1652325C1	2039342C1	
ND57BC	16	LTGN	GXL	2643678R1	3595622C1	1701F	64	N/A		
ND57BC	16	LTGN	GXL	2643678R1	1686834C1	4460M	B	1652325C1	1664408C1	
ND68BB	14	BN	GXL	2643688R1	3595622C1	1701F	71	N/A		
ND68BB	14	BN	GXL	2643688R1	2039311C91	4450M	A	589391C1	2039342C1	
ND70BB	14	RD	GXL	2643686R1	3595622C1	1701F	72	N/A		
ND70BB	14	RD	GXL	2643686R1	1686834C1	4460M	C	589391C1	1664408C1	
ND71BB	16	LTBL	GXL	2643806R1	3595622C1	1701F	73	N/A		
ND71BB	16	LTBL	GXL	2643806R1	2039311C91	4450M	E	1652325C1	2039342C1	
NE10D	8	WH	GXL	2643789R1		9717A	A	2644005R1		
NE10D	8	WH	GXL	2643789R1		SS13	-	2644000R1		
NE10E	8	WH	GXL	2643789R1	3537133C1	9778F	A	N/A		
NE10E	8	WH	GXL	2643789R1		SS13	-	2644000R1		
NE10F	8	WH	GXL	2643789R1	3700151C1	9717	A	N/A		
NE10F	8	WH	GXL	2643789R1		SS13	-	2644000R1		
NE54E	10	BN	GXL	2643779R1		SS10	-	2644000R1		
NE54E	10	BN	GXL	2643779R1	1667732C1	9779F	A	1667735C1	1667734C1	
NE54F	10	BN	GXL	2643779R1		SS10	-	2644000R1		
NE54F	10	BN	GXL	2643779R1	1667732C1	9716	A	1667735C1	1667734C1	
NE54T	10	BN	GXL	2643779R1		SS10	-	2644000R1		
NE54T	10	BN	GXL	2643779R1	3595622C1	1701F	7	N/A		
NE56E	10	YL	GXL	2643802R1		SS11	-	2644000R1		
NE56E	10	YL	GXL	2643802R1	1667732C1	9779F	B	1667735C1	1667734C1	
NE56F	10	YL	GXL	2643802R1		SS11	-	2644000R1		
NE56F	10	YL	GXL	2643802R1	1667732C1	9716	B	1667735C1	1667734C1	
NE56T	10	YL	GXL	2643802R1		SS11	-	2644000R1		
NE56T	10	YL	GXL	2643802R1	3595622C1	1701F	5	N/A		

Circuit Number	Gauge	Color	Insulation	Terminal Splice	Connector Body	Connector		Seal / Sleeve	Lock 1	Lock 2
				Number	Part Numbers	Number	Cavity			
NE57E	10	LTGN	GXL	2643776R1		SS12	-	2644000R1		
NE57E	10	LTGN	GXL	2643776R1	1667732C1	9779F	C	1667735C1	1667734C1	
NE57F	10	LTGN	GXL	2643776R1		SS12	-	2644000R1		
NE57F	10	LTGN	GXL	2643776R1	1667732C1	9716	C	1667735C1	1667734C1	
NE57T	10	LTGN	GXL	2643776R1		SS12	-	2644000R1		
NE57T	10	LTGN	GXL	2643776R1	3595622C1	1701F	6	N/A		
NE68E	10	BN	GXL	2643779R1		SS9	-	2644000R1		
NE68E	10	BN	GXL	2643779R1	1667733C1	9780M	B	1667735C1	1667734C1	
NE68F	10	BN	GXL	2643779R1		SS9	-	2644000R1		
NE68F	10	BN	GXL	2643779R1	1667733C1	9715	B	1667735C1	1667734C1	
NE68T	10	BN	GXL	2643779R1		SS9	-	2644000R1		
NE68T	10	BN	GXL	2643779R1	3595622C1	1701F	8	N/A		
NE70E	10	RD	GXL	2643698R1		SS8	-	2644000R1		
NE70E	10	RD	GXL	2643698R1	1667733C1	9780M	A	1667735C1	1667734C1	
NE70F	10	RD	GXL	2643698R1		SS8	-	2644000R1		
NE70F	10	RD	GXL	2643698R1	1667733C1	9715	A	1667735C1	1667734C1	
NE70T	10	RD	GXL	2643698R1		SS8	-	2644000R1		
NE70T	10	RD	GXL	2643698R1	3595622C1	1701F	9	N/A		
NE94E	10	GY	GXL	2643784R1		SS7	-	2644000R1		
NE94E	10	GY	GXL	2643784R1	1667733C1	9780M	C	1667735C1	1667734C1	
NE94F	10	GY	GXL	2643784R1		SS7	-	2644000R1		
NE94F	10	GY	GXL	2643784R1	1667733C1	9715	C	1667735C1	1667734C1	
NE94T	10	GY	GXL	2643784R1		SS7	-	2644000R1		
NE94T	10	GY	GXL	2643784R1	3595622C1	1701F	10	N/A		
NF65	16	OR	GXL	2643682R1	3595622C1	1701F	68	N/A		
NF65	16	OR	GXL	2643682R1	1661778C1	9718A	A	1661872C1	1661874C1	
NG59B	18	GY	GXL	2643673R1	3595622C1	1701F	32	N/A		
NG59B	18	GY	GXL	2643673R1	1661375C2	9736	B	1652325C1	1661376C1	
NG59C	18	GY	GXL	2643673R1	3595622C1	1701F	33	N/A		
NG59C	18	GY	GXL	2643673R1	1661375C2	9736	C	1652325C1	1661376C1	
NG59D	18	GY	GXL	2643673R1	3595622C1	1701F	34	N/A		
NG59D	18	GY	GXL	2643673R1	1661375C2	9736	D	1652325C1	1661376C1	

Circuit Number	Gauge	Color	Insulation	Terminal Splice	Connector Body	Connector		Seal / Sleeve	Lock 1	Lock 2
				Number	Part Numbers	Number	Cavity			
NG59E	18	GY	GXL	2643673R1	3595622C1	1701F	35	N/A		
NG59E	18	GY	GXL	2643673R1	1661375C2		9736	1652325C1	1661376C1	
NH39-GB	16	WH	GXL	2643681R1	3551896C1		8807	1652325C1	3540454C1	3551897C1
NH39-GB	16	WH	GXL	2643681R1	1673790C1	9900A	B	1652325C1	1673791C1	
NH39B	16	GY	TXL	3510312R1	3595622C1	1701F	31	N/A		
NH39B	16	GY	TXL	3510312R1	1673790C1	9900A	A	1652325C1	1673791C1	
NM59A-G	16	WH	GXL	2643681R1	3551896C1		8805	1652325C1	3540454C1	3551897C1
NM59A-G	16	WH	GXL	2643681R1	3522068C1		9737	1661872C1	1661874C1	
NN39-GF	18	WH	GXL	2643674R1	3551896C1		8807	1652325C1	3540454C1	3551897C1
NN39-GF	18	WH	GXL	2643674R1	1671610C1		9002	1652325C1	1671608C1	
NN39A	18	GY	GXL	2643673R1	3595622C1	1701F	40	N/A		
NN39A	18	GY	GXL	2643673R1	1671610C1		9002	1652325C1	1671608C1	
NP39-GF	18	WH	GXL	2643674R1	3551896C1		8807	1652325C1	3540454C1	3551897C1
NP39-GF	18	WH	GXL	2643674R1	1671610C1		9001	1652325C1	1671608C1	
NP39A	18	GY	GXL	2643673R1	3595622C1	1701F	40	N/A		
NP39A	18	GY	GXL	2643673R1	1671610C1		9001	1652325C1	1671608C1	
NT10-GS	14	WH	GXL	2643689R1	3572899C1	4410H	2	N/A	2005242C1	
NT10-GS	14	WH	GXL	2643689R1	3551896C1		8809	589391C1	3540454C1	3551897C1
NT20	16	LTGN	GXL	2643678R1	3595622C1	1701F	51	N/A		
NT20	16	LTGN	GXL	2643678R1	3572899C1	4410H	6	N/A	2005242C1	
NT5E(+)	18	YL	TXL	3572112R1	3595622C1	1701F	52	N/A		
NT5E(+)	18	YL	TXL	3572112R1	3572899C1	4410H	3	N/A	2005242C1	
NT5E(-)	18	GN	TXL	3572112R1	3595622C1	1701F	53	N/A		
NT5E(-)	18	GN	TXL	3572112R1	3572899C1	4410H	4	N/A	2005242C1	
NU59F-G	14	WH	GXL	2643689R1	3551896C1		8805	589391C1	3540454C1	3551897C1
NU59F-G	14	WH	GXL	2643689R1	1661375C2		9740	589391C1	1661376C1	
NU59G	18	GY	GXL	2643673R1	3595622C1	1701F	36	N/A		
NU59G	18	GY	GXL	2643673R1	1661375C2		9740	1652325C1	1661376C1	
NU59H	18	GY	GXL	2643673R1	3595622C1	1701F	37	N/A		
NU59H	18	GY	GXL	2643673R1	1661375C2		9740	1652325C1	1661376C1	
NU59J	18	GY	GXL	2643673R1	3595622C1	1701F	38	N/A		
NU59J	18	GY	GXL	2643673R1	1661375C2		9740	1652325C1	1661376C1	

Circuit Number	Gauge	Color	Insulation	Terminal Splice	Connector Body	Connector		Seal / Sleeve	Lock 1	Lock 2
				Number	Part Numbers	Number	Cavity			
NU59K	18	GY	GXL	2643673R1	3595622C1	1701F	39	N/A		
NU59K	18	GY	GXL	2643673R1	1661375C2		9740	1652325C1	1661376C1	
NW59L-G	14	WH	GXL	2643689R1	3551896C1		8805	589391C1	3540454C1	3551897C1
NW59L-G	14	WH	GXL	2643689R1	1661375C2	9740E	A	589391C1	1661376C1	
NW59M	18	GY	GXL	2643673R1	3595622C1	1701F	46	N/A		
NW59M	18	GY	GXL	2643673R1	1661375C2	9740E	B	1652325C1	1661376C1	
NW59N	18	GY	GXL	2643673R1	3595622C1	1701F	47	N/A		
NW59N	18	GY	GXL	2643673R1	1661375C2	9740E	C	1652325C1	1661376C1	
NW59P	18	GY	GXL	2643673R1	3595622C1	1701F	48	N/A		
NW59P	18	GY	GXL	2643673R1	1661375C2	9740E	D	1652325C1	1661376C1	
NW59R	18	GY	GXL	2643673R1	3595622C1	1701F	49	N/A		
NW59R	18	GY	GXL	2643673R1	1661375C2	9740E	E	1652325C1	1661376C1	
NX59G	18	GY	GXL	2643673R1	3595622C1	1701F	36	N/A		
NX59G	18	GY	GXL	2643673R1	1661375C2	9740D	B	1652325C1	1661376C1	
NX59H	18	GY	GXL	2643673R1	3595622C1	1701F	37	N/A		
NX59H	18	GY	GXL	2643673R1	1661375C2	9740D	C	1652325C1	1661376C1	
NX59J	18	GY	GXL	2643673R1	3595622C1	1701F	38	N/A		
NX59J	18	GY	GXL	2643673R1	1661375C2	9740D	D	1652325C1	1661376C1	
NX59K	18	GY	GXL	2643673R1	3595622C1	1701F	39	N/A		
NX59K	18	GY	GXL	2643673R1	1661375C2	9740D	E	1652325C1	1661376C1	
NX59X-G	14	WH	GXL	2643689R1	3551896C1		8805	589391C1	3540454C1	3551897C1
NX59X-G	14	WH	GXL	2643689R1	1661375C2	9740D	A	589391C1	1661376C1	
NZ59G	18	GY	GXL	2643673R1	3595622C1	1701F	36	N/A		
NZ59G	18	GY	GXL	2643673R1	1661375C2	9740C	B	1652325C1	1661376C1	
NZ59H	18	GY	GXL	2643673R1	3595622C1	1701F	37	N/A		
NZ59H	18	GY	GXL	2643673R1	1661375C2	9740C	C	1652325C1	1661376C1	
NZ59J	18	GY	GXL	2643673R1	3595622C1	1701F	38	N/A		
NZ59J	18	GY	GXL	2643673R1	1661375C2	9740C	D	1652325C1	1661376C1	
NZ59K	18	GY	GXL	2643673R1	3595622C1	1701F	39	N/A		
NZ59K	18	GY	GXL	2643673R1	1661375C2	9740C	E	1652325C1	1661376C1	
NZ59X-G	14	WH	GXL	2643689R1	3551896C1		8805	589391C1	3540454C1	3551897C1
NZ59X-G	14	WH	GXL	2643689R1	1661375C2	9740C	A	589391C1	1661376C1	

Circuit Number	Gauge	Color	Insulation	Terminal Splice	Connector Body	Connector		Seal / Sleeve	Lock 1	Lock 2
				Number	Part Numbers	Number	Cavity			
PB14CY	4	RD	SGX	2644026R1	3517760C1	4411M1	A	N/A		
PB14CY	4	RD	SGX	2644026R1	3517759C1	4413F1	A	N/A		
PC14H	4	RD	SGX	2644026R1	3517760C1	4411M	A	N/A		
PC14H	4	RD	SGX	2644026R1	3517759C1	4412F	A	N/A		
PD106B	18	GY	GXL	2643673R1	3595622C1	1701F	56	N/A		
PD106B	18	GY	GXL	2643673R1	1667741C1	9865M	B	1661872C1	1667771C1	
PD110B	18	GY	GXL	2643673R1	3595622C1	1701F	57	N/A		
PD110B	18	GY	GXL	2643673R1	1667741C1	9865M	A	1661872C1	1667771C1	
PD61B	18	GY	GXL	2643673R1	3595622C1	1701F	55	N/A		
PD61B	18	GY	GXL	2643673R1	1667741C1	9865M	C	1661872C1	1667771C1	
PE14E	4	RD	SGX	2644026R1	3517760C1	4411M2	A	N/A		
PE14E	4	RD	SGX	2644026R1	3517759C1	4413F2	A	N/A		
PF39-GB	16	WH	GXL	2643681R1	3551896C1	8807	C	1652325C1	3540454C1	3551897C1
PF39-GB	16	WH	GXL	2643681R1	1673790C1	9900C	B	1652325C1	1673791C1	
PF39B	18	GY	GXL	2643673R1	3595622C1	1701F	31	N/A		
PF39B	18	GY	GXL	2643673R1	1673790C1	9900C	A	1652325C1	1673791C1	
PH39-GF	18	WH	GXL	2643674R1	3551896C1	8807	D	1652325C1	3540454C1	3551897C1
PH39-GF	18	WH	GXL	2643674R1	1671610C1	9003	B	1652325C1	1671608C1	
PH39A	18	GY	GXL	2643673R1	3595622C1	1701F	40	N/A		
PH39A	18	GY	GXL	2643673R1	1671610C1	9003	A	1652325C1	1671608C1	
PK39-GF	18	WH	GXL	2643674R1	3551896C1	8807	D	1652325C1	3540454C1	3551897C1
PK39-GF	18	WH	GXL	2643674R1	1671610C1	9003A	B	1652325C1	1671608C1	
PK39A	18	GY	GXL	2643673R1	3595622C1	1701F	40	N/A		
PK39A	18	GY	GXL	2643673R1	1671610C1	9003A	A	1652325C1	1671608C1	
PL10-GV	16	WH	GXL	2643681R1	3595622C1	1701F	25	N/A		
PL10-GV	16	WH	GXL	2643681R1		SNS2	-	2644027R1		
PL44A	18	GY	TXL	3510311R1	3595622C1	1701F	21	N/A		
PL44A	18	GY	TXL	3510311R1	3573648C2	9511	11	3573653C1	3573650C1	3573650C1
PL44B	18	GY	TXL	3510311R1	3578644C1	9506	1	3532128C1		
PL44B	18	GY	TXL	3510311R1	3573648C2	9511	4	3573653C1	3573650C1	3573650C1
PL44C	18	GY	TXL	3510311R1	3573648C2	9511	5	3573653C1	3573650C1	3573650C1
PL44C	18	GY	TXL	3510311R1	3522068C1	9777A	A	3568570C1	1661874C1	

Circuit Number	Gauge	Color	Insulation	Terminal Splice	Connector Body	Connector		Seal / Sleeve	Lock 1	Lock 2
				Number	Part Numbers	Number	Cavity			
PL44D	18	GY	TXL	3510311R1	3573648C2	9511	7	3573653C1	3573650C1	3573650C1
PL44D	18	GY	TXL	3510311R1	1667741C1	9777	C	3568570C1	1667771C1	
PL90-G	12	WH	GXL	2643787R1		9717D	A	2644005R1		
PL90-G	12	WH	GXL	2643787R1	3573648C2	9511	18	3573655C1	3573650C1	3573650C1
PL90-GA	12	WH	GXL	2643787R1		9717D	A	2644005R1		
PL90-GA	12	WH	GXL	2643787R1		SNS4	-	2644000R1		
PL90A-G	12	WH	GXL	2643787R1	3573656C1	9510	1	3573655C1		
PL90A-G	12	WH	GXL	2643787R1		SNS2	-	2644027R1		
PL90A-GA	8	WH	GXL	2643789R1		9717C	A	2644005R1		
PL90A-GA	8	WH	GXL	2643789R1		SNS2	-	2644027R1		
PL90C	18	GY	TXL	3510311R1	3573648C2	9511	1	3573653C1	3573650C1	3573650C1
PL90C	18	GY	TXL	3510311R1		SNS6	-	2644000R1		
PL90D	16	GY	TXL	3510312R1	1667741C1	9777	A	1661872C1	1667771C1	
PL90D	16	GY	TXL	3510312R1		SNS6	-	2644000R1		
PL90D-G	16	WH	GXL	2643681R1	3522068C1	9777A	B	1661872C1	1661874C1	
PL90D-G	16	WH	GXL	2643681R1		SNS4	-	2644000R1		
PL90E	16	GY	GXL	2643680R1	3595622C1	1701F	24	N/A		
PL90E	16	GY	GXL	2643680R1		SNS6	-	2644000R1		
PL90E-G	18	WH	GXL	2643674R1	3578644C1	9506	2	3509903C1		
PL90E-G	18	WH	GXL	2643674R1		SNS2	-	2644027R1		
PL90K	18	GY	TXL	3510311R1	3595622C1	1701F	60	N/A		
PL90K	18	GY	TXL	3510311R1	3573648C2	9511	6	3573653C1	3573650C1	3573650C1
PL94-GB	12	WH	GXL	2643787R1	3573648C2	9511	19	3573655C1	3573650C1	3573650C1
PL94-GB	12	WH	GXL	2643787R1		SNS4	-	2644000R1		
PL94-GE	18	WH	GXL	2643674R1	1667741C1	9777	B	1661872C1	1667771C1	
PL94-GE	18	WH	GXL	2643674R1		SNS4	-	2644000R1		
PM19	16	GY	GXL	2643680R1	3595622C1	1701F	67	N/A		
PM19	16	GY	GXL	2643680R1	587567C91	9801	A	1652325C1		
PM19-G	16	WH	TXL	3510360R1	3551896C1	8805	E	1652325C1	3540454C1	3551897C1
PM19-G	16	WH	TXL	3510360R1	587567C91	9801	B	1652325C1		
PN19	16	GY	GXL	2643680R1	3595622C1	1701F	67	N/A		
PN19	16	GY	GXL	2643680R1	587567C91	9108B	A	1652325C1		

Circuit Number	Gauge	Color	Insulation	Terminal Splice	Connector Body	Connector		Seal / Sleeve	Lock 1	Lock 2
				Number	Part Numbers	Number	Cavity			
PN19-G	16	WH	TXL	3510360R1	3551896C1	8805	E	1652325C1	3540454C1	3551897C1
PN19-G	16	WH	TXL	3510360R1	587567C91	9108B	B	1652325C1		
PR94BM	16	GY	TXL	3510312R1	3595622C1	1701F	14	N/A		
PR94BM	16	GY	TXL	3510312R1	3558026C1	9800	24	3509903C1	3558056C1	
PR94BN	16	GY	TXL	3510312R1	3595622C1	1701F	15	N/A		
PR94BN	16	GY	TXL	3510312R1	3558026C1	9800	23	3509903C1	3558056C1	
PU37-G	18	WH	GXL	2643674R1	3551896C1	8809	B	1652325C1	3540454C1	3551897C1
PU37-G	18	WH	GXL	2643674R1	3522068C1	9102	A	1661872C1	1661874C1	
PU37D	16	TN	GXL	2643683R1	3595622C1	1701F	76	N/A		
PU37D	16	TN	GXL	2643683R1	3522068C1	9102	B	1661872C1	1661874C1	
PV11-GBB	12	WH	GXL	2643787R1	3551896C1	8807	F	589390C1	3540454C1	3551897C1
PV11-GBB	12	WH	GXL	2643787R1	2039311C91	4450AM	G	589390C1	2039342C1	
PV12BB	14	LTBL	GXL	2643694R1	3595622C1	1701F	75	N/A		
PV12BB	14	LTBL	GXL	2643694R1	2039311C91	4450AM	F	589391C1	2039342C1	
PV54BB	14	BN	GXL	2643688R1	3595622C1	1701F	74	N/A		
PV54BB	14	BN	GXL	2643688R1	2039311C91	4450AM	D	589391C1	2039342C1	
PV56BB	16	YL	GXL	2643684R1	3595622C1	1701F	12	N/A		
PV56BB	16	YL	GXL	2643684R1	2039311C91	4450AM	B	1652325C1	2039342C1	
PV56BC	16	YL	GXL	2643684R1	3595622C1	1701F	42	N/A		
PV56BC	16	YL	GXL	2643684R1	1686834C1	4460AM	A	1652325C1	1664408C1	
PV57BB	16	LTGN	GXL	2643678R1	3595622C1	1701F	63	N/A		
PV57BB	16	LTGN	GXL	2643678R1	2039311C91	4450AM	C	1652325C1	2039342C1	
PV57BC	16	LTGN	GXL	2643678R1	3595622C1	1701F	64	N/A		
PV57BC	16	LTGN	GXL	2643678R1	1686834C1	4460AM	B	1652325C1	1664408C1	
PV68BB	14	BN	GXL	2643688R1	3595622C1	1701F	71	N/A		
PV68BB	14	BN	GXL	2643688R1	2039311C91	4450AM	A	589391C1	2039342C1	
PV70BB	14	RD	GXL	2643686R1	3595622C1	1701F	72	N/A		
PV70BB	14	RD	GXL	2643686R1	1686834C1	4460AM	C	589391C1	1664408C1	
PV71BB	16	LTBL	GXL	2643806R1	3595622C1	1701F	73	N/A		
PV71BB	16	LTBL	GXL	2643806R1	2039311C91	4450AM	E	1652325C1	2039342C1	
PX19	16	GY	GXL	2643680R1	3595622C1	1701F	67	N/A		
PX19	16	GY	GXL	2643680R1	587567C91	9108C	A	1652325C1		

Circuit Number	Gauge	Color	Insulation	Terminal Splice	Connector Body	Connector		Seal / Sleeve	Lock 1	Lock 2
				Number	Part Numbers	Number	Cavity			
PX19-G	16	WH	TXL	3510360R1	3551896C1	8805	E	1652325C1	3540454C1	3551897C1
PX19-G	16	WH	TXL	3510360R1	587567C91	9108C	B	1652325C1		
RA10-GR	14	WH	GXL	2643689R1	3572899C1	4410D	2	N/A	2005242C1	
RA10-GR	14	WH	GXL	2643689R1	3551896C1	8809	C	589391C1	3540454C1	3551897C1
RA20	16	LTGN	GXL	2643678R1	3595622C1	1701F	51	N/A		
RA20	16	LTGN	GXL	2643678R1	3572899C1	4410D	6	N/A	2005242C1	
RA5E(+)	18	YL	TXL	3572112R1	3595622C1	1701F	52	N/A		
RA5E(+)	18	YL	TXL	3572112R1	3572899C1	4410D	3	N/A	2005242C1	
RA5E(-)	18	GN	TXL	3572112R1	3595622C1	1701F	53	N/A		
RA5E(-)	18	GN	TXL	3572112R1	3572899C1	4410D	4	N/A	2005242C1	
RC10-GP	14	WH	GXL	2643689R1	3572899C1	4410H	2	N/A	2005242C1	
RC10-GP	14	WH	GXL	2643689R1	3572899C1	4410E	2	N/A	2005242C1	
RC20A	16	LTGN	GXL	2643678R1	3572899C1	4410H	6	N/A	2005242C1	
RC20A	16	LTGN	GXL	2643678R1	3572899C1	4410E	6	N/A	2005242C1	
RC5F(+)	18	YL	TXL	3572112R1	3572899C1	4410H	3	N/A	2005242C1	
RC5F(+)	18	YL	TXL	3572112R1	3572899C1	4410E	3	N/A	2005242C1	
RC5F(-)	18	GN	TXL	3572112R1	3572899C1	4410H	4	N/A	2005242C1	
RC5F(-)	18	GN	TXL	3572112R1	3572899C1	4410E	4	N/A	2005242C1	
RE36B	18	TN	GXL	2643676R1	3595622C1	1701F	29	N/A		
RE36B	18	TN	GXL	2643676R1	1661778C1	9100	A	1661872C1	1661874C1	
RE9A	18	GY	GXL	2643673R1	3551896C1	8802	B	1652325C1	3540454C1	3551897C1
RE9A	18	GY	GXL	2643673R1	1661778C1	9100	B	1661872C1	1661874C1	
RF36A	18	TN	GXL	2643676R1	3595622C1	1701F	27	N/A		
RF36A	18	TN	GXL	2643676R1	1661778C1	9101A	A	1661872C1	1661874C1	
RF9B	18	GY	GXL	2643673R1	3551896C1	8802	C	1652325C1	3540454C1	3551897C1
RF9B	18	GY	GXL	2643673R1	1661778C1	9101A	B	1661872C1	1661874C1	
RH32	18	TN	GXL	2643676R1	3595622C1	1701F	44	N/A		
RH32	18	TN	GXL	2643676R1	3558026C1	9800	6	3509903C1	3558056C1	
RK56	14	OR	GXL	2643690R1	3595622C1	1701F	2	N/A		
RK56	14	OR	GXL	2643690R1	3558026C1	9800	2	3575783C1	3558056C1	
RK57	14	OR	GXL	2643690R1	3595622C1	1701F	3	N/A		
RK57	14	OR	GXL	2643690R1	3558026C1	9800	3	3575783C1	3558056C1	

Circuit Number	Gauge	Color	Insulation	Terminal Splice	Connector Body	Connector		Seal / Sleeve	Lock 1	Lock 2
				Number	Part Numbers	Number	Cavity			
RK68	14	BN	GXL	2643688R1	3595622C1	1701F	4	N/A		
RK68	14	BN	GXL	2643688R1	3558026C1		9800	3575783C1	3558056C1	
RK71A	14	OR	GXL	2643690R1	3595622C1	1701F	1	N/A		
RK71A	14	OR	GXL	2643690R1	3558026C1		9800	3575783C1	3558056C1	
RL49-G	18	WH	GXL	2643674R1	3558026C1		9800	3509903C1	3558056C1	
RL49-G	18	WH	GXL	2643674R1	3551896C1		8809	1652325C1	3540454C1	3551897C1
RL49A	18	GY	TXL	3510311R1	3595622C1	1701F	45	N/A		
RL49A	18	GY	TXL	3510311R1	3558026C1		9800	3532128C1	3558056C1	
SL10-G	12	WH	TXL	3510362R1	3558026C1		9800	3575783C1	3558056C1	
SL10-G	12	WH	TXL	3510362R1	3551896C1		8807	589391C1	3540454C1	3551897C1
SL11-GA	12	WH	GXL	2643787R1		9717B	A	2644005R1		
SL11-GA	12	WH	GXL	2643787R1	3551896C1		8807	589390C1	3540454C1	3551897C1
SL11-GB	12	WH	GXL	2643787R1		9717B	A	2644005R1		
SL11-GB	12	WH	GXL	2643787R1	3551896C1		8809	589390C1	3540454C1	3551897C1
SL9	16	GY	GXL	2643680R1	3595622C1	1701F	13	N/A		
SL9	16	GY	GXL	2643680R1	3551896C1		8802	1652325C1	3540454C1	3551897C1
SP36A	18	TN	GXL	2643676R1	3595622C1	1701F	27	N/A		
SP36A	18	TN	GXL	2643676R1	1661778C1		9101	1661872C1	1661874C1	
SP9B	18	GY	GXL	2643673R1	3551896C1		8802	1652325C1	3540454C1	3551897C1
SP9B	18	GY	GXL	2643673R1	1661778C1		9101	1661872C1	1661874C1	
SW104CA	16	DKBL	TXL	3510354R1	3595622C1	1701F	43	N/A		
SW104CA	16	DKBL	TXL	3510354R1	587567C91		9778	1652325C1		
SW59CA	16	GY	TXL	3510312R1	3595622C1	1701F	44	N/A		
SW59CA	16	GY	TXL	3510312R1	587567C91		9778	1652325C1		
SZ72	10	OR	TXL	3510321R1	3595622C1	1701F	11	N/A		
SZ72	10	OR	TXL	3510321R1	1664531C1		9722	589390C1	1675053C1	
TA39-GB	16	WH	GXL	2643681R1	3551896C1		8807	1652325C1	3540454C1	3551897C1
TA39-GB	16	WH	GXL	2643681R1	1673790C1	9900D	B	1652325C1	1673791C1	
TA39B	16	GY	GXL	2643680R1	3595622C1	1701F	31	N/A		
TA39B	16	GY	GXL	2643680R1	1673790C1	9900D	A	1652325C1	1673791C1	
TB19	16	GY	GXL	2643680R1	3595622C1	1701F	67	N/A		
TB19	16	GY	GXL	2643680R1	1671610C1	9803D	A	1652325C1	1671608C1	

Circuit Number	Gauge	Color	Insulation	Terminal Splice	Connector Body	Connector		Seal / Sleeve	Lock 1	Lock 2
				Number	Part Numbers	Number	Cavity			
TB19-G	16	WH	GXL	2643681R1	3551896C1	8805	E	1652325C1	3540454C1	3551897C1
TB19-G	16	WH	GXL	2643681R1	1671610C1	9803D	B	1652325C1	1671608C1	
TF94SAB	18	GY	GXL	2643673R1	3601685C1	9514F	1	3601687C1		
TF94SAB	18	GY	GXL	2643673R1	3595622C1	1701F	54	N/A		
TF94SBB	18	GY	GXL	2643673R1	3601685C1	9514F	3	3601687C1		
TF94SBB	18	GY	GXL	2643673R1	3595622C1	1701F	56	N/A		
TF94SCB	18	GY	GXL	2643673R1	3601685C1	9514F	2	3601687C1		
TF94SCB	18	GY	GXL	2643673R1	3595622C1	1701F	55	N/A		
TF94SDB	18	GY	GXL	2643673R1	3601685C1	9514F	4	3601687C1		
TF94SDB	18	GY	GXL	2643673R1	3595622C1	1701F	57	N/A		
TG19	16	GY	GXL	2643680R1	3595622C1	1701F	67	N/A		
TG19	16	GY	GXL	2643680R1	587567C91	9801C	A	1652325C1		
TG19-G	16	WH	GXL	2643681R1	3551896C1	8805	E	1652325C1	3540454C1	3551897C1
TG19-G	16	WH	GXL	2643681R1	587567C91	9801C	B	1652325C1		
TH19	16	GY	GXL	2643680R1	3595622C1	1701F	67	N/A		
TH19	16	GY	GXL	2643680R1	587567C91	9801D	A	1652325C1		
TH19-G	16	WH	GXL	2643681R1	3551896C1	8805	E	1652325C1	3540454C1	3551897C1
TH19-G	16	WH	GXL	2643681R1	587567C91	9801D	B	1652325C1		
TK19	16	GY	GXL	2643680R1	3595622C1	1701F	67	N/A		
TK19	16	GY	GXL	2643680R1	1671610C1	9803A	A	1652325C1	1671608C1	
TK19-G	16	WH	GXL	2643681R1	3551896C1	8805	E	1652325C1	3540454C1	3551897C1
TK19-G	16	WH	GXL	2643681R1	1671610C1	9803A	B	1652325C1	1671608C1	
TL19	16	GY	GXL	2643680R1	3595622C1	1701F	67	N/A		
TL19	16	GY	GXL	2643680R1	1671610C1	9803B	A	1652325C1	1671608C1	
TL19-G	16	WH	GXL	2643681R1	3551896C1	8805	E	1652325C1	3540454C1	3551897C1
TL19-G	16	WH	GXL	2643681R1	1671610C1	9803B	B	1652325C1	1671608C1	
TM19	16	GY	GXL	2643680R1	3595622C1	1701F	67	N/A		
TM19	16	GY	GXL	2643680R1	587567C91	9801E	A	1652325C1		
TM19-G	16	WH	GXL	2643681R1	3551896C1	8805	E	1652325C1	3540454C1	3551897C1
TM19-G	16	WH	GXL	2643681R1	587567C91	9801E	B	1652325C1		
TN19	16	GY	GXL	2643680R1	3595622C1	1701F	67	N/A		
TN19	16	GY	GXL	2643680R1	587567C91	9801F	A	1652325C1		

Circuit Number	Gauge	Color	Insulation	Terminal Splice	Connector Body	Connector		Seal / Sleeve	Lock 1	Lock 2
				Number	Part Numbers	Number	Cavity			
TN19-G	16	WH	GXL	2643681R1	3551896C1	8805	E	1652325C1	3540454C1	3551897C1
TN19-G	16	WH	GXL	2643681R1	587567C91	9801F	B	1652325C1		
TP19	16	GY	GXL	2643680R1	3595622C1	1701F	67	N/A		
TP19	16	GY	GXL	2643680R1	1671610C1	9803C	A	1652325C1	1671608C1	
TP19-G	16	WH	GXL	2643681R1	3551896C1	8805	E	1652325C1	3540454C1	3551897C1
TP19-G	16	WH	GXL	2643681R1	1671610C1	9803C	B	1652325C1	1671608C1	
TV59B	18	GY	GXL	2643673R1	3595622C1	1701F	32	N/A		
TV59B	18	GY	GXL	2643673R1	3522068C1	9737	A	1661872C1	1661874C1	
TW59A-G	16	WH	GXL	2643681R1	3551896C1	8805	B	1652325C1	3540454C1	3551897C1
TW59A-G	16	WH	GXL	2643681R1	3522068C1	9737	B	1661872C1	1661874C1	
UA65	16	OR	GXL	2643682R1	3595622C1	1701F	68	N/A		
UA65	16	OR	GXL	2643682R1	1661778C1	9766	A	1661872C1	1661874C1	
UB39-GB	16	WH	GXL	2643681R1	3756499C1	9300	2	N/A		
UB39-GB	16	WH	GXL	2643681R1	3551896C1	8807	C	1652325C1	3540454C1	3551897C1
UB39B	16	GY	TXL	3510312R1	3756499C1	9300	1	N/A		
UB39B	16	GY	TXL	3510312R1	3595622C1	1701F	31	N/A		
UC67-G	16	WH	GXL	2643681R1		9771	A	2644038R1		
UC67-G	16	WH	GXL	2643681R1	3673640C1	9769	2	SWS_N_REQ		
UC67TA	16	GY	GXL	2643680R1	3673640C1	9769	1	SWS_N_REQ		
UC67TA	16	GY	GXL	2643680R1	3595622C1	1701F	5	N/A		
UC67U	16	GY	GXL	2643680R1	3673640C1	9769	3	SWS_N_REQ		
UC67U	16	GY	GXL	2643680R1	3595622C1	1701F	6	N/A		
UC67V	16	GY	GXL	2643680R1	3673640C1	9769	4	SWS_N_REQ		
UC67V	16	GY	GXL	2643680R1	3595622C1	1701F	9	N/A		
UC67W	16	GY	GXL	2643680R1	3673640C1	9769	5	SWS_N_REQ		
UC67W	16	GY	GXL	2643680R1	3595622C1	1701F	10	N/A		
UD67-G	16	WH	GXL	2643681R1		9771	A	2644038R1		
UD67-G	16	WH	GXL	2643681R1	3673640C1	9769	2	SWS_N_REQ		
UD67TA	16	GY	GXL	2643680R1	3673640C1	9769	1	SWS_N_REQ		
UD67TA	16	GY	GXL	2643680R1	3595622C1	1701F	30	N/A		
UD67U	16	GY	GXL	2643680R1	3673640C1	9769	3	SWS_N_REQ		
UD67U	16	GY	GXL	2643680R1	3595622C1	1701F	41	N/A		

Circuit Number	Gauge	Color	Insulation	Terminal Splice	Connector Body	Connector		Seal / Sleeve	Lock 1	Lock 2
				Number	Part Numbers	Number	Cavity			
UD67V	16	GY	GXL	2643680R1	3673640C1	9769	4	SWS_N_REQ		
UD67V	16	GY	GXL	2643680R1	3595622C1	1701F	58	N/A		
UD67W	16	GY	GXL	2643680R1	3673640C1	9769	5	SWS_N_REQ		
UD67W	16	GY	GXL	2643680R1	3595622C1	1701F	65	N/A		
UE67-G	16	WH	GXL	2643681R1		9771	A	2644038R1		
UE67-G	16	WH	GXL	2643681R1	3673640C1	9769	2	SWS_N_REQ		
UE67TA	16	GY	GXL	2643680R1	3673640C1	9769	1	SWS_N_REQ		
UE67TA	16	GY	GXL	2643680R1	3595622C1	1701F	51	N/A		
UE67U	16	GY	GXL	2643680R1	3673640C1	9769	3	SWS_N_REQ		
UE67U	16	GY	GXL	2643680R1	3595622C1	1701F	52	N/A		
UE67V	16	GY	GXL	2643680R1	3673640C1	9769	4	SWS_N_REQ		
UE67V	16	GY	GXL	2643680R1	3595622C1	1701F	53	N/A		
UE67W	16	GY	GXL	2643680R1	3673640C1	9769	5	SWS_N_REQ		
UE67W	16	GY	GXL	2643680R1	3595622C1	1701F	73	N/A		
VD95	18	TN	GXL	2643676R1	3977821C1	7113H	1	N/A		
VD95	18	TN	GXL	2643676R1	3539778C1	7112	1	N/A	3539785C1	
VD95-G	18	WH	GXL	2643674R1	3977821C1	7113H	2	N/A		
VD95-G	18	WH	GXL	2643674R1	3539778C1	7112	2	N/A	3539785C1	
VE95	18	TN	GXL	2643676R1	3602747C1	7113B	1	N/A	3539784C1	
VE95	18	TN	GXL	2643676R1	3539778C1	7112	1	N/A	3539785C1	
VE95-G	18	WH	GXL	2643674R1	3602747C1	7113B	2	N/A	3539784C1	
VE95-G	18	WH	GXL	2643674R1	3539778C1	7112	2	N/A	3539785C1	
VF95	18	TN	GXL	2643676R1	3602747C1	7113D	1	SWS_N_REQ	3539784C1	
VF95	18	TN	GXL	2643676R1	3539778C1	7112	1	N/A	3539785C1	
VF95-G	18	WH	GXL	2643674R1	3602747C1	7113D	2	SWS_N_REQ	3539784C1	
VF95-G	18	WH	GXL	2643674R1	3539778C1	7112	2	N/A	3539785C1	
VG95	18	TN	GXL	2643676R1	3602747C1	7113E	1	SWS_N_REQ	3539784C1	
VG95	18	TN	GXL	2643676R1	3539778C1	7112	1	N/A	3539785C1	
VG95-G	18	WH	GXL	2643674R1	3602747C1	7113E	2	SWS_N_REQ	3539784C1	
VG95-G	18	WH	GXL	2643674R1	3539778C1	7112	2	N/A	3539785C1	
VH95	18	TN	GXL	2643676R1	3602747C1	7113A	1	SWS_N_REQ	3539784C1	
VH95	18	TN	GXL	2643676R1	3539778C1	7112	1	N/A	3539785C1	

Circuit Number	Gauge	Color	Insulation	Terminal Splice	Connector Body	Connector	Cavity	Seal / Sleeve	Lock 1	Lock 2
				Number	Part Numbers	Number				
VH95-G	18	WH	GXL	2643674R1	3602747C1	7113A	2	SWS_N_REQ	3539784C1	
VH95-G	18	WH	GXL	2643674R1	3539778C1	7112	2	N/A	3539785C1	
VK95	18	TN	GXL	2643676R1	3977821C1	7113C	1	N/A		
VK95	18	TN	GXL	2643676R1	3539778C1	7112	1	N/A	3539785C1	
VK95-G	18	WH	GXL	2643674R1	3977821C1	7113C	2	N/A		
VK95-G	18	WH	GXL	2643674R1	3539778C1	7112	2	N/A	3539785C1	
VL95	18	TN	GXL	2643676R1	3977821C1	7113F	1	N/A		
VL95	18	TN	GXL	2643676R1	3539778C1	7112	1	N/A	3539785C1	
VL95-G	18	WH	GXL	2643674R1	3977821C1	7113F	2	N/A		
VL95-G	18	WH	GXL	2643674R1	3539778C1	7112	2	N/A	3539785C1	
VN95	18	TN	GXL	2643676R1	3977821C1	7113G	1	N/A		
VN95	18	TN	GXL	2643676R1	3539778C1	7112	1	N/A	3539785C1	
VN95-G	18	WH	GXL	2643674R1	3977821C1	7113G	2	N/A		
VN95-G	18	WH	GXL	2643674R1	3539778C1	7112	2	N/A	3539785C1	
VP94SJ	18	GY	GXL	2643673R1	3678796C1	9512A	1	N/A		
VP94SJ	18	GY	GXL	2643673R1	3595622C1	1701F	49	N/A		
VP94SK	18	GY	GXL	2643673R1	3678796C1	9512A	2	N/A		
VP94SK	18	GY	GXL	2643673R1	3595622C1	1701F	69	N/A		
VR95	18	TN	GXL	2643676R1	3590390C1	7113J	1	3536868C1		
VR95	18	TN	GXL	2643676R1	3539778C1	7112	1	N/A	3539785C1	
VR95-G	18	WH	GXL	2643674R1	3590390C1	7113J	2	3536868C1		
VR95-G	18	WH	GXL	2643674R1	3539778C1	7112	2	N/A	3539785C1	
VS94SL	18	GY	GXL	2643673R1	3595622C1	1701F	46	N/A		
VS94SL	18	GY	GXL	2643673R1	1686834C1	9513A	C	1652325C1	1664408C1	
VS94SM	18	GY	GXL	2643673R1	3595622C1	1701F	47	N/A		
VS94SM	18	GY	GXL	2643673R1	1686834C1	9513A	A	1652325C1	1664408C1	
VS94SN	18	GY	GXL	2643673R1	3595622C1	1701F	48	N/A		
VS94SN	18	GY	GXL	2643673R1	1686834C1	9513A	B	1652325C1	1664408C1	
XA94SH	18	GY	GXL	2643673R1	3595622C1	1701F	62	N/A		
XA94SH	18	GY	GXL	2643673R1	1667740C1	9510H	C	1661872C1	1667771C1	
XA94SVC	18	GY	GXL	2643673R1	3595622C1	1701F	61	N/A		
XA94SVC	18	GY	GXL	2643673R1	1667740C1	9510H	B	1661872C1	1667771C1	

Circuit Number	Gauge	Color	Insulation	Terminal Splice	Connector Body	Connector		Seal / Sleeve	Lock 1	Lock 2
				Number	Part Numbers	Number	Cavity			
XA94SZC	18	GY	GXL	2643673R1	3595622C1	1701F	60	N/A		
XA94SZC	18	GY	GXL	2643673R1	1667740C1	9510H	A	1661872C1	1667771C1	
XM59-G	12	WH	GXL	2643787R1	3551896C1	8809	F	589390C1	3540454C1	3551897C1
XM59-G	12	WH	GXL	2643787R1	3551896C1	8805	A	589390C1	3540454C1	3551897C1
YH112-GD	16	WH	TXL	3510360R1	3950690C1	7803	2	N/A		
YH112-GD	16	WH	TXL	3510360R1	3551896C1	8809	D	1652325C1	3540454C1	3551897C1
YJ11-GD	16	WH	TXL	3510360R1	3551896C1	8809	D	1652325C1	3540454C1	3551897C1
YJ11-GD	16	WH	TXL	3510360R1		SS14	-	2644000R1		
YJ112-GD	16	WH	TXL	3510360R1	3950690C1	7803	2	N/A		
YJ112-GD	16	WH	TXL	3510360R1		SS14	-	2644000R1		
YJ65-G	16	WH	GXL	2643681R1	1661778C1	9718A	B	1661872C1	1661874C1	
YJ65-G	16	WH	GXL	2643681R1		SS14	-	2644000R1		
YK11-GD	16	WH	TXL	3510360R1	3551896C1	8809	D	1652325C1	3540454C1	3551897C1
YK11-GD	16	WH	TXL	3510360R1		SS15	-	2644000R1		
YK112-GD	16	WH	TXL	3510360R1	3950690C1	7803	2	N/A		
YK112-GD	16	WH	TXL	3510360R1		SS15	-	2644000R1		
YK65-G	16	WH	GXL	2643681R1	1661778C1	9766	B	1661872C1	1661874C1	
YK65-G	16	WH	GXL	2643681R1		SS15	-	2644000R1		
YL112	16	GY	GXL	2643680R1	3950690C1	7803	1	N/A		
YL112	16	GY	GXL	2643680R1	3595622C1	1701F	66	N/A		
YM65-G	16	WH	GXL	2643681R1	3551896C1	8809	D	1652325C1	3540454C1	3551897C1
YM65-G	16	WH	GXL	2643681R1	1661778C1	9718A	B	1661872C1	1661874C1	
YN65-G	16	WH	GXL	2643681R1	3551896C1	8809	D	1652325C1	3540454C1	3551897C1
YN65-G	16	WH	GXL	2643681R1	1661778C1	9766	B	1661872C1	1661874C1	
ZA14H	4	RD	SGX	2644026R1	3517760C1	4411M5	A	N/A		
ZA14H	4	RD	SGX	2644026R1	3517759C1	4412F	A	N/A		
ZB14CZ	4	RD	SGX	2644026R1	3517760C1	4411M4	A	N/A		
ZB14CZ	4	RD	SGX	2644026R1	3517759C1	4413F1	A	N/A		
ZC14E	4	RD	SGX	2644026R1	3517760C1	4411M6	A	N/A		
ZC14E	4	RD	SGX	2644026R1	3517759C1	4413F2	A	N/A		
ZE10-GR	14	WH	GXL	2643689R1	3572899C1	4410F	2	N/A	2005242C1	
ZE10-GR	14	WH	GXL	2643689R1	3551896C1	8809	C	589391C1	3540454C1	3551897C1

Circuit Number	Gauge	Color	Insulation	Terminal Splice	Connector Body	Connector	Cavity	Seal / Sleeve	Lock 1	Lock 2
				Number	Part Numbers	Number				
ZE20	16	LTGN	GXL	2643678R1	3595622C1	1701F	51	N/A		
ZE20	16	LTGN	GXL	2643678R1	3572899C1	4410F	6	N/A	2005242C1	
ZE5E(+)	18	YL	TXL	3572112R1	3595622C1	1701F	52	N/A		
ZE5E(+)	18	YL	TXL	3572112R1	3572899C1	4410F	3	N/A	2005242C1	
ZE5E(-)	18	GN	TXL	3572112R1	3595622C1	1701F	53	N/A		
ZE5E(-)	18	GN	TXL	3572112R1	3572899C1	4410F	4	N/A	2005242C1	
ZJ94AA	16	GY	GXL	2643680R1	3678796C1	6925	1	N/A		
ZJ94AA	16	GY	GXL	2643680R1	3595622C1	1701F	30	N/A		
ZJ94AB	16	GY	GXL	2643680R1	3678796C1	6925	2	N/A		
ZJ94AB	16	GY	GXL	2643680R1	3595622C1	1701F	65	N/A		
ZK94AA	16	GY	GXL	2643680R1	3678796C1	6925B	1	N/A		
ZK94AA	16	GY	GXL	2643680R1	3595622C1	1701F	30	N/A		
ZK94AB	16	GY	GXL	2643680R1	3678796C1	6925B	2	N/A		
ZK94AB	16	GY	GXL	2643680R1	3595622C1	1701F	65	N/A		
ZL23AL	18	GY	TXL	3510311R1	6099045C1	8884	23	SWS_N_REQ		
ZL23AL	18	GY	TXL	3510311R1	3838727C1	8885	11	SWS_N_REQ		
ZM23AL	18	GY	TXL	3510311R1	6099045C1	8884	23	SWS_N_REQ		
ZM23AL	18	GY	TXL	3510311R1	3838727C1	8885	6	SWS_N_REQ		
ZM25AL	18	GY	GXL	2643673R1	6099045C1	8884	25	SWS_N_REQ		
ZM25AL	18	GY	GXL	2643673R1	3838727C1	8885	7	SWS_N_REQ		
ZN94AA	16	GY	GXL	2643680R1	3678796C1	6925D	1	3601687C1		
ZN94AA	16	GY	GXL	2643680R1	3595622C1	1701F	30	N/A		
ZN94AB	16	GY	GXL	2643680R1	3678796C1	6925D	2	3601687C1		
ZN94AB	16	GY	GXL	2643680R1	3595622C1	1701F	65	N/A		
ZP94AA	16	GY	GXL	2643680R1	3678796C1	6925F	1	3601687C1		
ZP94AA	16	GY	GXL	2643680R1	3595622C1	1701F	30	N/A		
ZP94AB	16	GY	GXL	2643680R1	3678796C1	6925F	2	3601687C1		
ZP94AB	16	GY	GXL	2643680R1	3595622C1	1701F	65	N/A		
ZR94AA	16	GY	GXL	2643680R1	3678796C1	6925H	1	3601687C1		
ZR94AA	16	GY	GXL	2643680R1	3595622C1	1701F	30	N/A		
ZR94AB	16	GY	GXL	2643680R1	3678796C1	6925H	2	3601687C1		
ZR94AB	16	GY	GXL	2643680R1	3595622C1	1701F	65	N/A		

Circuit Number	Gauge	Color	Insulation	Terminal Splice	Connector Body	Connector	Cavity	Seal / Sleeve	Lock 1	Lock 2
				Number	Part Numbers	Number				
ZS94AA	16	GY	GXL	2643680R1	3678796C1	6925J	1	3601687C1		
ZS94AA	16	GY	GXL	2643680R1	3595622C1	1701F	30	N/A		
ZS94AB	16	GY	GXL	2643680R1	3678796C1	6925J	2	3601687C1		
ZS94AB	16	GY	GXL	2643680R1	3595622C1	1701F	65	N/A		
ZT94AA	16	GY	GXL	2643680R1	3678796C1	6925L	1	3601687C1		
ZT94AA	16	GY	GXL	2643680R1	3595622C1	1701F	30	N/A		
ZT94AB	16	GY	GXL	2643680R1	3678796C1	6925L	2	3601687C1		
ZT94AB	16	GY	GXL	2643680R1	3595622C1	1701F	65	N/A		

A

A01_4500:1661375C2 430

ABS Splice Packs - 1410 Design 32

Ambient Air Temperature Design 312

Automatic Lighting - Dual Sensor Twilight/Solar Design 213

Automatic Lighting Design 211

B

B6.7 - 26" Fuel Tank - Secondary Design 300

B6.7 - 26" Fuel Tank Design 299

B6.7 - Adjustable Engine Speed Control (PTO) 4-pin Design 168

B6.7 - Adjustable Engine Speed Control (PTO) 10-pin Design 166

B6.7 - Aftertreatment PDM Design 50

B6.7 - Antilock Brake System (ABS)-BENDIX 4 Channel Implementation Design 185

B6.7 - Auxilary Gauges (Secondary) Design 26

B6.7 - Auxiliary Air Solenoids (1 Normally Closed) Design 144

B6.7 - Auxiliary Gauges (Primary) Design 27

B6.7 - Auxiliary Power (40A) HSD Design 86

B6.7 - Auxillary Air Solenoids Normally Open Design 145

B6.7 - Back-Up Alarm (Automatic) W/ Tailboard Design 128

B6.7 - Back-Up Alarm (Automatic) W/O Tailboard Design 127

B6.7 - Back-Up Alarm (Manual) W/ Tailboard Design 130

B6.7 - Back-Up Alarm (Manual) W/O Tailboard Design 129

B6.7 - Backup Light(Single Reverse Light) Allison 3K/4K Design 217

B6.7 - Battery International (4) 12V Design 402

B6.7 - CAN Layout Design 9

B6.7 - Center Chassis Ground Splice Packs - 8809/8807/8805/8802 Design 43

B6.7 - City Horn (W/ 4PIN CLK & P. Brake) Design 102

B6.7 - City Horn (W/ 4PIN CLK) Design 104

B6.7 - Clutch Monitoring (High and Low Switch to BCM) Design 422

B6.7 - Coolant Temperature Monitoring Design 313

B6.7 - Cooling Fan Control Two-Speed Design 194

B6.7 - Cranking (Starter) GEN4 BCM W/O Thermal Overcrank Design 417

B6.7 - Cranking Request (w/ Key Switch w/ BCM) Design 415

B6.7 - Current Monitoring (Ammeter) Design 305

B6.7 - Delco Remy 28SI Alternator W/Sensor Design 406

B6.7 - Directional Signal (Turn) W/ Single Tail Board W/Hazard SW Design 259

B6.7 - DLB - Remote Power Modules (1 RPM n/ Switch Packs) Design 154

B6.7 - DLB - Remote Power Modules (1 RPM w/ Switch Packs) Design 156

B6.7 - DLB - Remote Power Modules (2 RPM n/ Switch Pack) Design 158

B6.7 - DLB - Remote Power Modules (2 RPM w/ Switch Packs) Design 159

B6.7 - DPF - Regen Switch Only Design 126

B6.7 - Drain Valve Heater Design 62

B6.7 - Driver Controlled Locking Differential - RR Axle (Dana w/ one sw) Design 367

B6.7 - Driver Controlled Locking Differential - RR Axle (Meritor w/ one sw) Design 368

B6.7 - Economy Monitor Design 346

B6.7 - Engine (Control) [Cummins Euro] Design 20

B6.7 - Engine Ground Distribution - 6704 Design 38

B6.7 - Engine Oil Pressure Design 315

B6.7 - Engine Oil Temperature NA MUX Design 316

B6.7 - Engine Speed (Tachometer) Design 307

B6.7 - Engine Usage Monitoring (Base) NA Design 320

B6.7 - Engine Warning MUX Design 195

B6.7 - Exterior Lamp Check Design 227

B6.7 - Exterior Lamp Reminder Design 229

B6.7 - Forward Chassis Ground Splice Packs - 8800 Design 44

B6.7 - Forward Chassis Power Design 57

B6.7 - Front Fog Lights W CONNECTOR Design 232

B6.7 - Front Marker Lights Design 248

B6.7 - GEN IV Cluster Design 297

B6.7 - Grid Management (CA2) Day Cab Design 52

B6.7 - Headlights W 10PIN CLK W/LOWW W/O Interrupt Design 234

B6.7 - Headlights W/O Lights ON with wipers (LOWW) W/ Headlights Interrupt Design..... 238

B6.7 - Headlights W/O Lights ON With Wipers (LOWW) W/O Headlights Interrupt Design..... 236

B6.7 - Heating Ventilation & Air Conditioning (HVAC) Manual Design..... 292

B6.7 - I/O Expansion Design..... 151

B6.7 - Instrument Cluster - Bulb Check Design..... 28

B6.7 - Leece-Neville AV1160-210A/240A Alternator W/Sensor Design..... 407

B6.7 - License Plate Light (Tail Light Single Assy.) W/Less Power Module Design..... 260

B6.7 - Odometer (via BCM/EGC) Design..... 334

B6.7 - Panel Backlighting (Cabin Dimmer) Design..... 355

B6.7 - PARK LIGHTS - N/Marker Interrupt Design..... 249

B6.7 - Power Divider Lock Control and Monitoring Design..... 361

B6.7 - PTO (Fuel and Hours) Design..... 169

B6.7 - Rear Light (Tail Light) Design..... 262

B6.7 - Rear Lights Stop - Single Assembly Design..... 261

B6.7 - Rear Suspension Pressure Monitoring (Virtual Gauge) Design..... 370

B6.7 - RIGHTSIDE AIR DRYER Design..... 135

B6.7 - Selective Catalytic Reduction (SCR) - (Euro 4/ Euro 5) Design..... 124

B6.7 - Service Brake Switch Design..... 215

B6.7 - Starter Interlocks (BCM Controlled with Input from Allison 3K/4K TCM) Design..... 423

B6.7 - Starting Aid (Grid Heater) Design..... 403

B6.7 - Theft Deterrent (Without additional relay) Design..... 64

B6.7 - Traction Control Bendix Design..... 186

B6.7 - Trans Range Inhibit (J1939 Comm) Design..... 335

B6.7 - Transmission (Allison 3K/4K) Design..... 380

B6.7 - Transmission - MODE Selection Design..... 382

B6.7 - Transmission Power Take Off (Auto Trans Single PTO w/21 Parameters) Design..... 170

B6.7 - Transmission Power Take Off (Manual Trans Single PTO w/ 21 Parameters) Design..... 171

B6.7 - Transmission Power Take Off (Single Input configurable pull up or pull down) Design..... 173

B6.7 - Transmission Power Take Off (Single PTO W/ RPM and Manual Trans) Design..... 173

B6.7 - Transmission Shifter (Stalk Shifter Allison) Design..... 388

B6.7 - Trip Odometer (w/ECM & TCM) Design..... 348

B6.7 - Trip Odometer (w/ECM) Design..... 349

B6.7 - Two Speed Axle (AirShift on Shifter) Design..... 362

B6.7 - Two Speed Axle (with BCM; Automatic Transmission and switch on dash) Design..... 363

B6.7 - Underhood PDM Design..... 58

B6.7 - Up Shift Indicator NA Design..... 353

B6.7 - Vehicle Sleep Mode Design..... 196

B6.7 - Vehicle Speed Limit Override Design..... 197

B6.7 - Windshield Washer Pump & Low Fluid Sensor Design..... 394

B6.7 - Windshield Washer Pump Design..... 392

B6.7 - Windshield Wipers Design..... 396

B6.7 - WORK LIGHT 1 BULB Design..... 280

B6.7 - WORK LIGHT W BackUP 1 BULB Design..... 274

B6.7 - WORK LIGHT W BackUP 1 BULB Option 2 Design..... 276

B6.7 - WORK LIGHT W RKE 1 BULB Design..... 278

B6.7 - ZVR Splice Packs - 6747 Design..... 40

Banana Plugs Receptacle Design..... 61

Battery Feed Design..... 54

BCM (Body Control Module) Design..... 1

C

Cab Dome Light W/ Combo in Diamond Trim Design..... 357

Cab Dome Light W/Classic Trim Design..... 356

CB Radio Power Only (Single Antenna) Design..... 66

CB Radio Power Only Design..... 65

Chassis PDM Design..... 49

Cigar Lighter Aux APO Design..... 88

INDEX

Cigar Lighter Design	87
Clearance and Identification Lights Design	251
Compressed Air Supply (Aux Gauge) Design	309
Compressed Air Supply Design	308
Connector Assembly List	1403
Coolant Level Monitoring (No CLA Module) Design	336
Courtesy Light Crew Cab Design	358
Courtesy Light Day Cab Design	359
Crank Inhibit (with ECM --> BCM ONLY) Design	425
Cruise Control (W/ One Telltale 4 Pin) Design	98
Cruise Control (W/ One Telltale 10 Pin) Design	96

D

Door Ajar Reminder (Entry/Exit) Design	112
Door Ajar Reminder(Entry /Exit):4 Door Design	113

E

Engine Block Heater Design	198
Engine Brake Mux Switch Design	199
Engine Brake W/ Stalk Shifter Design	200
Engine Oil and Block Heaters (Purchased Assembly) Design	201
Exhaust Brake (Cummins) Design	202

F

Fuel Heater (Vehicle Powered)(Racor) Design	203
---	-----

G

Ground Splice Packs - 1022 & 1023 Design	34
Ground Splice Packs - 1027 Design	35
Ground Splice Packs Design	33

H

Hazard Warning Light N/Trlr Socket Design	263
Heating Ventilation & Air Conditioning (HVAC) Auto Temp Control Design	293
Height Control Design	364
High Exhaust System Temperature (HEST) Monitoring Design	310

I

Instrument Cluster (Premium) Design	29
Instrument Cluster - Request and Status Design	31
Interior Task Lights (Map) - Dome Combo Design	360
IP Light Splice Packs - 1625/1623/400 Design	42
IP ZVR - 1620 Design	36

J

J1-1603:3598711C1	432
J2-1604:3598710C1	440
J3-1600:3598706C1	451
J4-1601:3598707C1	464
J5-1602:3598705C1	472
J6-1606:3759005C1	482
J7-1607:3710061C1	492

K

K18_600:3522068C1	495
K18_7103M:1661198C1	496
K22_7103M:1661198C1	497
Key Switch Accessory Design	55
Key Switch Ignition Design	56

L

L9 - 26" Fuel Tank - Secondary Design	303
L9 - 26" Fuel Tank Design	302
L9 - Adjustable Engine Speed Control (PTO) 4-pin Design	176

INDEX

L9 - Adjustable Engine Speed Control (PTO) 10-pin Design	174	L9 - Coolant Temperature Monitoring Design	314
L9 - Aftertreatment PDM Design	51	L9 - Cooling Fan Control Two-Speed Design	207
L9 - Allison without Switch and with Confirmation Telltale Design	383	L9 - Cranking (Starter) GEN4 BCM W/ Thermal Overcrank - External Switch Design	421
L9 - Antilock Brake System (ABS) - BENDIX 4 Channel Implementation Design	188	L9 - Cranking (Starter) GEN4 BCM W/O Thermal Overcrank Design	420
L9 - Auxiliary Air Solenoids (1 Normally Closed) Design	146	L9 - Cranking Request (w/ Key Switch w/ BCM) Design	418
L9 - Auxiliary Air Solenoids (2 Normally Closed) Design	147	L9 - Delco Remy 28SI Alternator W/Sensor Design	410
L9 - Auxiliary Air Solenoids (3 Normally Closed) Design	150	L9 - Delco Remy 36SI Alternator W/Sensor Design	412
L9 - Auxiliary Power (40A) HSD Design	91	L9 - Directional Signal (Turn) W/ LED BOX LAMPS Design	265
L9 - Axle Temperature Monitoring (Single Rear Aux Gauge) Design	324	L9 - Directional Signal (Turn) W/ Single Tail Board W/Hazard SW Design	266
L9 - Axle Temperature Monitoring (Single Rear Virtual Gauge) Design	325	L9 - DLB - Remote Power Modules (1 RPM n/ Switch Packs) Design	160
L9 - Axle Temperature Monitoring (Tandem Rear Aux Gauge) Design	326	L9 - DLB - Remote Power Modules (1 RPM w/ Switch Packs) Design	161
L9 - Axle Temperature Monitoring (Tandem Rear Virtual Gauge) Design	327	L9 - DLB - Remote Power Modules (2 RPM n/ Switch Pack) Design	162
L9 - Back-Up Alarm (Automatic) W/ Tailboard Design	132	L9 - DLB - Remote Power Modules (2 RPM w/ Switch Packs) Design	163
L9 - Back-Up Alarm (Automatic) W/O Tailboard Design	131	L9 - Drain Valve Heater Design	67
L9 - Back-Up Alarm (Manual) W/ Tailboard Design	134	L9 - Driver Controlled Locking Differential - RR Axle (Meritor w/ one sw) Design	369
L9 - Back-Up Alarm (Manual) W/O Tailboard Design	133	L9 - Economy Monitor Design	347
L9 - Backup Light (Single Reverse Light) Allison 3K/4K 07 Design	220	L9 - Engine (Control) [Cummins Euro] Design	23
L9 - Backup Lights (Single Reverse Lights) Eaton/Manual Trans Design	219	L9 - Engine Ground Distribution - 6704 Design	39
L9 - Battery International (4) 12V Design	404	L9 - Engine Oil Level Monitoring Design	337
L9 - Body Builder Lighting - Combined Turn and Stop Lamps (Automatic) Design	222	L9 - Engine Oil Pressure Design	317
L9 - Body Builder Lighting - Combined Turn and Stop Lamps (Manual) Option2 Design	224	L9 - Engine Oil Temperature NA MUX AUX Gauge Design	319
L9 - Body Builder Lighting - Separate Turn and Stop Lamps (Blunt Cut) Design	226	L9 - Engine Oil Temperature NA MUX Design	318
L9 - Bosch LH160_LH200 Alternator Design	408	L9 - Engine Speed (Tachometer) Design	311
L9 - CAN Layout Design	14	L9 - Engine Usage Monitoring (Base) NA Design	321
L9 - Center Chassis Ground Splice Packs - 8802/8805/8807/8809 Design	45	L9 - Engine Usage Monitoring (VID Option) Design	322
L9 - City Horn (W/ 4PIN CLK & P. Brake) Design	108	L9 - Engine Warning MUX Design	208
L9 - City Horn (W/ 4PIN CLK) Design	110	L9 - Exterior Lamp Check Design	228
L9 - City Horn (W/ 10PIN CLK & P. Brake) Design	106	L9 - Fog Lights (LED White TOP MTG) Design	230
L9 - City Horn (W/ 10PIN CLK) Design	107	L9 - Forward Chassis Ground Splice Packs - 8800 Design	46
L9 - Clutch Monitoring (High and Low Switch to BCM) Design	426	L9 - Forward Chassis Power Design	59
		L9 - Front Fog Lamps Design	231

INDEX

L9 - Front Fog Lights W CONNECTOR Design	233	L9 - Seatbelt Reminder (Warning)(Driver only) Design	376
L9 - Front Marker Lights Design	252	L9 - Selective Catalytic Reduction (SCR) - (Euro 4/ Euro 5) Design	125
L9 - GEN IV Cluster Design	298	L9 - Service Brake Switch Design	216
L9 - Grid Management (CA2) Day Cab Design	53	L9 - Starter Interlocks (BCM Controlled with Input from Allison 3K/4K TCM) Design	427
L9 - Headlights W 10PIN CLK W/LOWW W/Interrupt Design	240	L9 - Starting Aid (Grid Heater) Design	405
L9 - Headlights W 10PIN CLK W/LOWW W/O Interrupt Design	242	L9 - TEM _Electric Trailer Brake Controller Activated Stop LT Design	378
L9 - Headlights W/O Lights ON with wipers (LOWW) W/ Headlights Interrupt Design	246	L9 - Theft Deterrent (Without additional relay) Design	71
L9 - Headlights W/O Lights ON With Wipers (LOWW) W/O Headlights Interrupt Design	244	L9 - Traction Control Bendix Design	189
L9 - Heating Ventilation & Air Conditioning (HVAC) Manual Design	296	L9 - Trailer Interface (Lighting) – BLUNT CUT (Part of Electric Trailer Brakes) Design	379
L9 - I/O Expansion Design	152	L9 - Transmission (Allison 3K/4K) Design	385
L9 - Leece-Neville - LN 325A Alternator W/Sensor Design	414	L9 - Transmission - MODE Selection Design	387
L9 - Leece-Neville AV1160-210A/240A Alternator W/Sensor Design	413	L9 - Transmission Oil Temperature - Manual Trans Design	328
L9 - License Plate Light (LED BOX LAMP Tail Light) Design	267	L9 - Transmission Oil Temperature - Manual Trans w/Aux Gauge Design	329
L9 - License Plate Light (Tail Light Single Assy) Design	268	L9 - Transmission Oil Temperature-Automatic Trans w/Aux Gauge Design	330
L9 - License Plate Light (Tail Light Single Assy) Option2 Design	269	L9 - Transmission Power Take Off (Auto Trans Single PTO w/21 Parameters) Design	178
L9 - License Plate Light (Tail Light Single Assy) Option3 Design	270	L9 - Transmission Power Take Off (Auto Trans with Lectradrive) Design	179
L9 - License Plate Light (Tail Light Single Assy) W/Less Power Module Design	271	L9 - Transmission Power Take Off (Lectrashift PTO with Manual Trans) Design	180
L9 - Odometer (via BCM/EGC) Design	338	L9 - Transmission Power Take Off (Manual Trans Single PTO w/ 21 Parameters) Design	181
L9 - PARK LIGHTS - N/Marker Interrupt Design	253	L9 - Transmission Power Take Off (Single Input configurable pull up or pull down) Design	182
L9 - PARK LIGHTS - W/Marker Interrupt 4 pin clockspring Design	257	L9 - Transmission Power Take Off (Single PTO W/ RPM and Auto Trans) Design	183
L9 - PARK LIGHTS - W/Marker Interrupt 10pin CLCKSPRING Design	255	L9 - Transmission Power Take Off (Single PTO W/ RPM and Manual Trans) Design	184
L9 - Power Lift Gate Design	153	L9 - Transmission Shifter (Stalk Shifter Allison) Design	390
L9 - PTO (Fuel and Hours) Design	177	L9 - Trip Odometer (w/ECM & TCM) Design	350
L9 - Rear Light (Tail Light) Design	273	L9 - Trip Odometer (w/ECM) Design	351
L9 - Rear Lights Stop - Single Assembly Design	272	L9 - Two Speed Axle (AirShift on Shifter) Design	365
L9 - Rear Suspension Pressure Monitoring (Auxiliary Gauge) Design	372		
L9 - Rear Suspension Pressure Monitoring (Virtual Gauge) Design	374		
L9 - Remote Start/Stop Design	164		
L9 - Remote Start/Stop w/ Emergency Pump Design	165		
L9 - RIGHTSIDE AIR DRYER Design	136		
L9 - Seatbelt Reminder (Warning)(Driver & Passenger in parallel) Design	377		

INDEX

L9 - Two Speed Axle (with BCM; Automactic Transmission and switch on dash) Design.....	366
L9 - Underhood PDM Design.....	60
L9 - Up Shift Indicator NA Design.....	354
L9 - Vehicle Speed Limit Override Design.....	209
L9 - Windshield Washer Pump & Low Fluid Sensor Design.....	399
L9 - Windshield Washer Pump Design.....	397
L9 - Windshield Wipers Design.....	401
L9 - WORK LIGHT 1 BULB Design.....	290
L9 - WORK LIGHT W BackUP 1 BULB Design.....	284
L9 - WORK LIGHT W BackUP 1 BULB Option2 Design.....	286
L9 - WORK LIGHT W RKE 1 BULB Design.....	288
L9 - Work Lights LED W/ Sw Pack - Day Cab Design.....	282
L9 - ZVR Splice Packs - 6747 Design.....	41
Lighting Control Module Design.....	47

M

M8 B:RING-M-8_0.....	498
Mirrors (Heat) [Switch Pack Actuated Relay Driven] Design.....	117
Mirrors (Heated) Design.....	116
Mirrors (Power) Control Switch Actuated Design.....	118
Mirrors (Power) Door Pod Actuated Design.....	120
Multiplexed Switch Pack (Primary Switch) Design.....	143

O

Operator Input Design.....	339
----------------------------	-----

P

P4X_1:RING-M-8_0.....	499
P4X_2:RING-M-8_0.....	500
P4Y_1:RING-M-8_0.....	501
P4Y_2:BLUNT_SL_VC.....	502

P464:3767197C1.....	503
P823:593385C1.....	505
Panel Dimmer Splice Packs - 1021 Design.....	37
Park Brake Control (Monitoring) (GEN IV BCM) Design.....	191
Park Brake Control (Monitoring) (W/Vehicle Speed) Design.....	192
Park Brake Controls (Monitoring) W (Door Switch City Horn) Design.....	190
Power Door Locks Crew Cab Design.....	115
Power Door Locks Design.....	114
Power Windows 4-Door N/W RKE Design.....	122
Power Windows 4-Door W/RKE Design.....	123
Power Windows Design.....	121

R

Radio Design.....	76
Radio w/Bluetooth Design.....	77
Radio w/Bluetooth without Steering Wheel Pod Design.....	79
Radio w/Steering Wheel Pod Design.....	80
Real Time Clock Design.....	72
Rear Axle Load Distribution Design.....	323
Remote Keyless Access Design.....	73

S

S01_19:3752570C1.....	506
Speakers:Four Speakers Daycab BT n/QC Design.....	82
Speakers:Four Speakers Daycab n/BT n/QC Design.....	83
Speakers:Two Speakers Daycab BT n/QC Design.....	84
Speakers:Two Speakers Daycab n/BT n/QC Design.....	85
Standard APO and Aux APO Design.....	93
Standard APO Design.....	92
Starter Interlock (BCM HSD controlled W/ Clutch SW & N/Auto SS) Design.....	429

T

INDEX

Transmission Oil Temperature Automatic Trans Option2 Design	331
Trip Odometer (w/VID) Design	352

V

Vehicle Acceleration (w/ Two PWR Two GND & Two STS) Design	210
Vehicle Alarm System Design	193
Vehicle Information Display (W/ BT) Design	343
Vehicle Information Display Premium w/ Wi-Fi VID Design	341
Vehicle Information Display W/O BT Design	342
Vehicle Speed Control (Cruise Control) 4 Pin Design	101
Vehicle Speed Control (Cruise Control) 10 Pin Design	100
Vehicle Speedometer System (Automatic XMSN) NA Design	332
Vehicle Speedometer System (Manual XMSN) NA Design	333
Voltage Monitoring Voltmeter Aux Gauge Design	345
Voltage Monitoring Voltmeter Design	344

0

0009:4063156C1	511
0009B:4063156C1	507

1

1F:1667639C1	515
1F:3565207C1	516
19:RING-M-6_0	921
100:3510243C1	524
100:3767577C1	526
101.:475961C1	568
101:3753293C1	569
1000:RING-E-1-4_0	520
1000A:4063415C1	517
1000B:4063415C1	518
1000C:4063415C1	519

1001:RING-E-1-4_0	521
1002:2015884C1	522
1003:2015884C1	523
1010:3768015C1	527
1011:3768010C1	532
1011:3768010C1	534
1011:3768010C1	536
1012:3768010C1	541
1013:3768010C1	545
1014:3768010C1	547
1015:3768015C1	549
1016:4100070C1	555
1017:3768015C1	557
1018:3768015C1	563
1020:4063041C1	571
1020:RING-M-8_0	570
1021:3613769C1	573
1021:RING-M-8_0	572
1022:3613769C1	576
1023:3613769C1	580
1025:3601838C1	583
1027:3613769C1	585
1028:3601838C1	587
1030:RING-M-6_0	589
1031:RING-M-8_0	590
1032D:3709437C1	591
1032E:3820176C1	592
1032F:3709924C1	594
1040:RING-M-6_0	596
1041:RING-M-8_0	597
1052:1661259C1	598
1053:4116776C1	599
1070:RING-M-8_0	601

INDEX

1071:RING-M-8_0	602	1403:3596927C1	670
1080:RING-M-8_0	603	1410:3601838C1	672
1081:RING-M-8_0	604	1420:3557922C1	677
1100:3546518C1	606	1500A:3710061C1	678
1100MA:3546518C1	605	1501:2018589C1	684
1101F:3768593C1	608	1501:2018589C1	689
1101M:3507395C1	609	1502:1661601C1	690
1101M:3522071C1	610	1502:1661601C1	693
1111:RING-M-8_0	611	1503:3627615C1	694
1111:RING-M-8_0	612	1503:3627615C1	695
1112:1661260C1	615	1602:3598705C1	698
1112:RING-M-6_0	613	1604:3598710C1	700
1112:RING-M-6_0	614	1605:373759C2	701
1113:1661260C1	616	1606:3759005C1	702
1200:RING-E-1-2_0	632	1620:2007315C1	704
1200A:3768152C1	617	1623:2007315C1	706
1200B:3768153C1	621	1625:3543733C1	708
1200C:4057474C1	624	1650/1650MA:3757649C1	711
1200D:4061870C1	627	1650MA:3544066C1	710
1200E:4057658C1	628	1657M:3683465C1	712
1200F:4116508C1	631	1660:2006789C1	713
1234:3605713C1	633	1661:2006789C1	714
1234:3605713C1	635	1700:3595624C1	715
1235:3627615C1	648	1700:3595625C1	727
1235:3627615C1	651	1701:3595623C1	760
1236:2042685C1	652	1701:3595623C1	762
1236:2042685C1	655	1701:RING-E-1-2_0	759
1237:2018589C1	656	1701F:3595622C1	737
1237:2018589C1	657	1701F:3595622C1	757
1300:3597143C1	660	1702:3595620C1	779
1301:3600061C1	663	1702:3595620C1	782
1400:3596926C1	665	1702:3595621C1	788
1401:3596929C1	667	1702:3595621C1	791

INDEX

1703F:3595624C1	797
1703F:3595624C1	803
1703M:3595625C1	809
1703M:3595625C1	815
1800:3553649C1	847
1800:3553649C1	854
1800:3553649C1	857
1800F:3612512C1	821
1800F:3612512C1	838
1800F:3612512C1	845
1801:3539212C1	859
1802:3608496C1	862
1804:1687790C1	867
1806:1661777C1	869
1807:3540757C1	870
1808:1661777C1	874
1809:3547870C1	875
1810:3539212C1	878
1811:3540757C1	883
1812:1678137C1	887
1820F:1667529C1	889
1820M:1667305C1	890
1821:3601800C1	891
1823:1661777C1	892
1824:1661777C1	894
1825F:4064551C1	896
1873:593385C1	898
1873B:593385C1	897
1901:3590298C1	902
1901:4094648C1	903
1901A:3590298C1	900
1901A:4094648C1	901
1902:3517473C1	904

1903:3590298C1	907
1903:4094648C1	908
1903B:3590298C1	905
1903B:4094648C1	906
1913:BLUNT_SL_VC	910
1913A:BLUNT_SL_VC	909
1923:BLUNT_SL_VC	911
1935N:3683465C1	912
1939-125A:3683465C1	913
1939-125B:3683465C1	914
1939-125C:3683465C1	915
1939-250A:3683465C1	916
1939-250B:3683465C1	917
1939_250C:3683465C1	918
1940:BLUNT_SL_VC	919
1940:BLUNT_SL_VC	920

2

2-Way Radio Design	74
20A:RING-E-5-16_0	922
20A:RING-E-5-16_0	923
23XX:3534156C1	941
254:3510243C1	961
254F:3662108C1	955
254F:3662108C1	956
254M:3510243C1	958
254M:3510243C1	959
2000:3544688C1	928
2000:RING-10_0	926
2000:RING-10_0	927
2000F:3544687C1	924
2001:RING-10_0	930
2001:RING-10_0	931

INDEX

2002M:1661259C1 932
2003M:1661259C1 933
2004M:1661259C1 934
2005M:1661259C1 935
2006M:1661259C1 936
2100M:1661889C1 937
2224:3833917C1 938
2225:3834322C1 939
2300L:3535769C1 943
2300R:3535769C1 944
2303F:1661196C1 945
2303M:1661197C1 946
2310:BLUNT_SL_VC 947
2311:BLUNT_SL_VC 948
2313:3533975C1 949
2500F:3515763C1 951
2500M:3515762C1 952
2505:3811207C1 954
2505M:3811181C1 953
2600:2005835C1 963
2600:2005835C1 964
2600:2005836C1 966
2600:2005836C1 967

3

3000F:1661201C1 969
3000M:1661200C1 971
3000M:1661200C1 973
3000M:3538634C1 975
3002M:3767181C1 976
3100F:1661201C1 977
3100M:3767181C1 978
3112M:1671610C1 979

3200F:1661201C1 980
3200F:1661201C1 982
3200F:1661201C1 983
3200F:1661201C1 985
3200F:1661201C1 986
3200M:1661200C1 987
3200M:1661200C1 989
3200M:1661200C1 991
3201F:1667529C1 992
3201F:1667529C1 993
3201M:3709437C1 994
3202L:1661200C1 996
3202M:3820176C1 997
3202M:3820176C1 999
3202R:1661200C1 1000
3203M:3538634C1 1001
3203M:3538634C1 1002
3204M:1661200C1 1004
3204M:1661200C1 1005
3205F:1667529C1 1006
3205F:1667529C1 1008
3205M:1667305C1 1010
3206M:1667305C1 1012
3208F:1661201C1 1014
3208F:1661201C1 1015
3209M:3709437C1 1017
3210M:3820176C1 1018
3211M:3709924C1 1019
3300ML:3535769C1 1020
3300MR:3535769C1 1021
3400:1661259C1 1024
3400L:1667305C1 1022
3400R:1667305C1 1023

INDEX

3500:239808R1	1027
3500B:239808R1	1026
3501:239808R1	1029
3501B:239808R1	1028
3502:239808R1	1031
3502B:239808R1	1030
3503:239808R1	1033
3503B:239808R1	1032

4

400:3543733C1	1036
4004:3525613C1	1034
4004:3525613C1	1035
4021A:3536864C1	1041
4021B:3536864C1	1042
4022A:3554317C1	1044
4022B:3554317C1	1045
4028C:RING-M-10_0	1046
4060:6112506C1	1050
4060:6112506C1	1052
4060A:3690369C1	1047
4060A:3690369C1	1049
4069:BLUNT_SL_VC	1053
4069:BLUNT_SL_VC	1054
4087:3553404C1	1057
4087B:3553404C1	1055
4101:1671610C1	1059
4320M:3517760C1	1061
4410A:3572899C1	1062
4410B:3572899C1	1063
4410D:3572899C1	1065
4410D:3572899C1	1066
4410DM:3572899C1	1064

4410F:3572899C1	1067
4410F:3572900C1	1068
4410H:3572899C1	1070
4410H:3572899C1	1071
4410K:3572899C1	1073
4411F:3517759C1	1074
4411M1:3517760C1	1075
4411M2:3517760C1	1076
4411M4:3517760C1	1077
4411M:3517760C1	1078
4412M:3517760C1	1079
4413F1:3517759C1	1080
4413F2:3517759C1	1081
4450AM:2039311C91	1082
4450BF:2039312C91	1084
4450BM:1686834C1	1086
4450M:2039311C91	1088
4460AM:1686834C1	1090
4460BF:3553961C1	1091
4460BM:2039311C91	1092
4460M:1686834C1	1094
4500:1661375C2	1095
4800:373756C2	1097
4950:3678796C1	1098
4952:3678796C1	1099

5

5010:3538634C1	1100
----------------	------

6

600:3522068C1	1125
666:3683465C1	1154
670:3690369C1	1157

INDEX

672M:3730560C1 1160
674:6114576C1 1165
674:6114577C1 1167
674M:3626435C1 1161
675:3757487C1 1170
675M:3626435C1 1169
677:3757487C1 1173
677F:6112506C1 1171
678:3991593C1 1174
679:4085662C92 1175
680:3730724C1 1179
682:3730732C1 1181
691:3714731C1 1184
6000:3614601C1 1103
6000:3614601C1 1110
6000:3945694C1 1118
6001:3557533C1 1121
6001:3557533C1 1123
6049:3866817C1 1126
6051:3866817C1 1127
6200:1671610C1 1128
6200:1671610C1 1129
6200:1671610C1 1130
6201:3662921C1 1132
6201:3662921C1 1133
6201A:3662921C1 1131
6202:3590299C1 1134
6202:3590299C1 1135
6301E:RING-E-1-2_0 1136
6305:RING-M-12_0 1139
6305:RING-M-12_0 1140
6305M:RING-M-5_0 1138
6306:RING-M-6_0 1142

6306:RING-M-6_0 1143
6316M:2036583C1 1144
6332:1669834C1 1146
6332M:1664531C1 1145
6335:RING-M-12_0 1147
6335:RING-M-12_0 1148
6401:3662425C1 1149
6565:3752570C1 1150
6566:6113338C1 1151
6567:6113341C1 1152
6704:3551896C1 1155
6747:3543733C1 1163
6747A:3543729C1 1162
6900:1661198C1 1182
6900:1661199C1 1183

7

71:1677851C1 1189
72:1661375C2 1191
73:1661375C2 1192
7000:RING-M-5_0 1186
7000c:RING-10_0 1185
7105:3765544C1 1187
7151:3605713C1 1188
7500:3605713C1 1198
7500:3605713C1 1199
7500:3605713C1 1208
7500A:3605713C1 1193
7500M:1661778C1 1194
7500M:1661778C1 1195
7500M:1661778C1 1196
7500W:1661778C1 1197
7600:3662425C1 1210

INDEX

7700M:3536864C1	1211
7800:BLUNT_SL_VC	1212
7800:BLUNT_SL_VC	1213
7803:3950690C1	1214
7900F:4064551C1	1215
7900M:4064552C1	1217
7909:3599542C1	1219
7909:3599542C1	1220

8

8000:1677851C1	1221
8000:1677851C1	1224
8000:1677851C1	1227
8001:1677851C1	1229
8001:1677851C1	1232
8001:1677851C1	1235
8200:587567C91	1238
8200A:6131286C1	1237
8201:587567C91	1240
8201A:6131286C1	1239
8301:1661778C1	1241
8301:1661778C1	1243
8500:1686834C1	1244
8500:1686834C1	1245
8501:1686834C1	1246
8501:1686834C1	1247
8502:3539777C1	1248
8502:3539777C1	1249
8503A:3539777C1	1250
8503A:3539777C1	1251
8600:587566C91	1252
8800:3551896C1	1253
8800:3551896C1	1256

8802:3551896C1	1258
8802:3551896C1	1260
8805:3551896C1	1262
8805:3551896C1	1265
8807:3551896C1	1268
8807:3551896C1	1271
8809:3551896C1	1273
8809:3551896C1	1275
8881:3553404C1	1277
8998:3553404C1	1278

9

945:3866817C1	1309
9001:1671610C1	1279
9001:1671610C1	1280
9002:1671610C1	1281
9003:1671610C1	1283
9003:1671610C1	1284
9003A:1671610C1	1282
9100:1661778C1	1286
9100:1661778C1	1287
9100A:1661778C1	1285
9101:1661778C1	1288
9101:1661778C1	1289
9103:1661778C1	1290
9250:3866817C1	1291
9251:3866817C1	1292
9256:3866817C1	1293
9257:3866817C1	1295
9262F:1669834C1	1296
9262M:1664531C1	1297
9264F:1669834C1	1298
9264M:1664531C1	1299

INDEX

9265:3512967C1	1300	9766:1661778C1	1350
9300:3626436C1	1301	9766:3543888C1	1352
9300:3756499C1	1304	9771:3710088C1	1353
9303:1661375C2	1307	9775F:1667740C1	1354
9303A:1661375C2	1305	9775F:1667740C1	1356
9303A:1661375C2	1306	9778:587567C91	1358
9501:3539777C1	1310	9800:3558022C1	1359
9502:1686834C1	1311	9800:3558022C1	1367
9503:3539777C1	1312	9800:3558022C1	1368
9504:1686834C1	1313	9800:3558026C1	1369
9512:3678796C1	1314	9800:3558026C1	1376
9514F:3601685C1	1315	9800:3558026C1	1377
9715:1667733C1	1318	9803A:1671610C1	1378
9715:1667733C1	1319	9803B:1671610C1	1379
9715F1:1667732C1	1316	9803C:1671610C1	1380
9715F:1667732C1	1317	9803D:1671610C1	1381
9716:1667732C1	1322	9811:3536864C1	1382
9716M1:1667733C1	1321	9812:3536864C1	1383
9717:3700151C1	1326	9815:587567C91	1385
9717B:3710088C1	1324	9815A:3593684C91	1384
9717F1:3537133C1	1325	9830:1678137C1	1386
9718:1661778C1	1328	9832:1678137C1	1388
9719:3543888C1	1330	9865M:1667741C1	1389
9720:3543888C1	1334	9865M:1667741C1	1391
9720A:3543888C1	1332	9900A:1673790C1	1393
9724:BLUNT_SL_VC	1337	9900C:1673790C1	1394
9724:BLUNT_SL_VC	1338	9900D:1673790C1	1395
9724A:BLUNT_SL_VC	1336	9900E:1673790C1	1396
9736:1661375C2	1340	9900F:1673790C1	1397
9740:1661375C2	1348	9900G:1673790C1	1398
9740C:1661375C2	1342	9900H:1673790C1	1399
9740D:1661375C2	1344	9900J:1673790C1	1400
9740E:1661375C2	1346	9913B:587570C91	1401

INDEX

9915:3539777C11402